RF Test Data for RLAN(5.2G) (Conducted Measurement)

Product Name: Tablet PC

Trade Mark: ZDK

Test Model: T30

FCC ID: 2A97PT30

Environmental Conditions

Temperature:	25.5°C
Relative Humidity:	55%
ATM Pressure:	100.0 kPa
Test Engneer:	Anna Hu
Supervised by:	Hugo Chen
NOTE	N/A

Appendix A1: Emission Bandwidth

Test Result

TestMode	Antenna	Channel	26db EBW [MHz]	FL[MHz]	FH[MHz]	Limit[MHz]	Verdict
11A	Ant1	5180	20.160	5170.080	5190.240	---	---
		5200	20.160	5189.960	5210.120	---	---
		5240	19.840	5230.040	5249.880	---	---
11N20SISO	Ant1	5180	20.160	5170.040	5190.200	---	---
		5200	20.080	5190.040	5210.120	---	---
		5240	20.120	5230.040	5250.160	---	---
11N40SISO	Ant1	5190	40.320	5170.000	5210.320	---	---
		5230	40.640	5209.840	5250.480	---	---
11AC20SISO	Ant1	5180	20.160	5170.080	5190.240	---	---
		5200	20.040	5190.040	5210.080	---	---
		5240	19.920	5230.120	5250.040	---	---
11AC40SISO	Ant1	5190	40.160	5170.080	5210.240	---	---
		5230	40.240	5209.920	5250.160	---	---
11AC80SISO	Ant1	5210	81.280	5170.000	5251.280	---	---

Test Graphs

11A_Ant1_5180

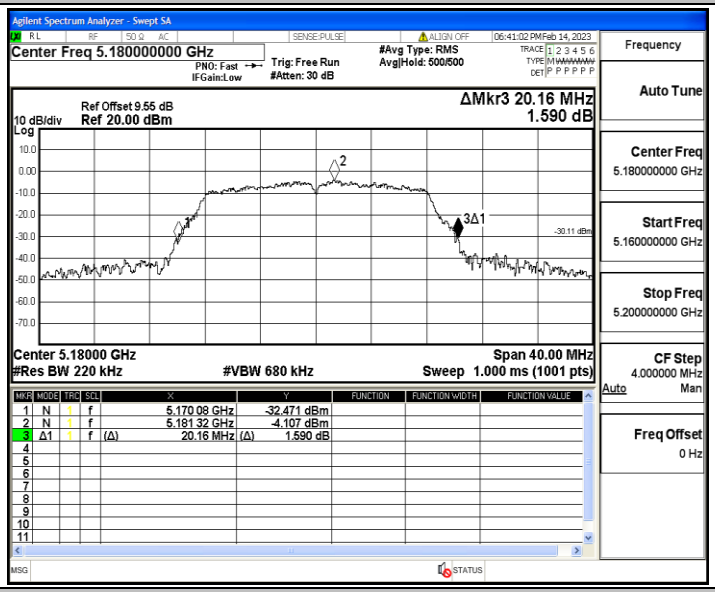

11A_Ant1_5200

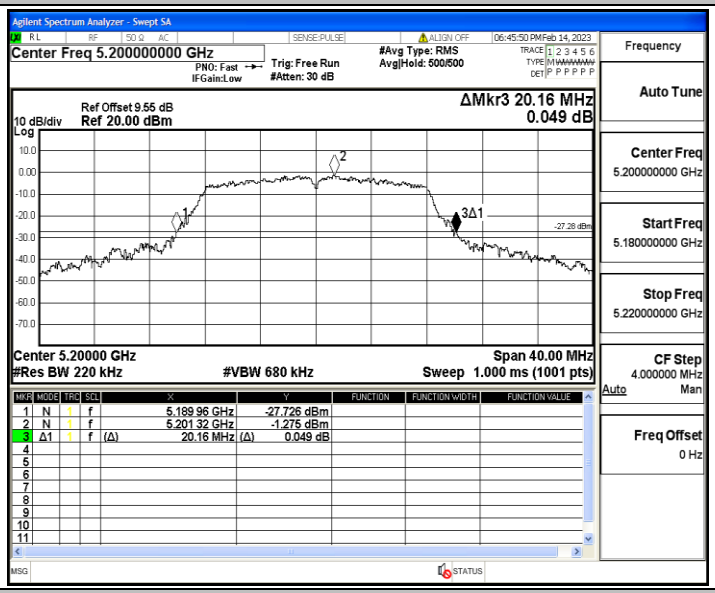

11A_Ant1_5240

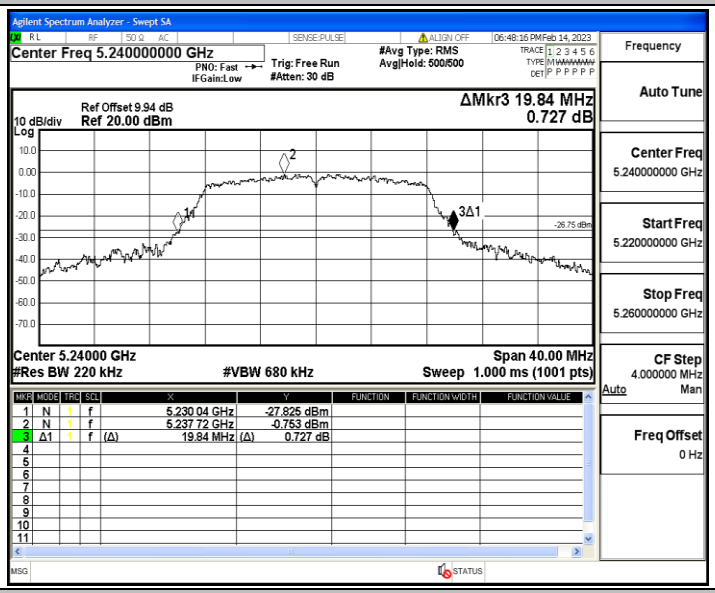

11N20SISO_Ant1_5180

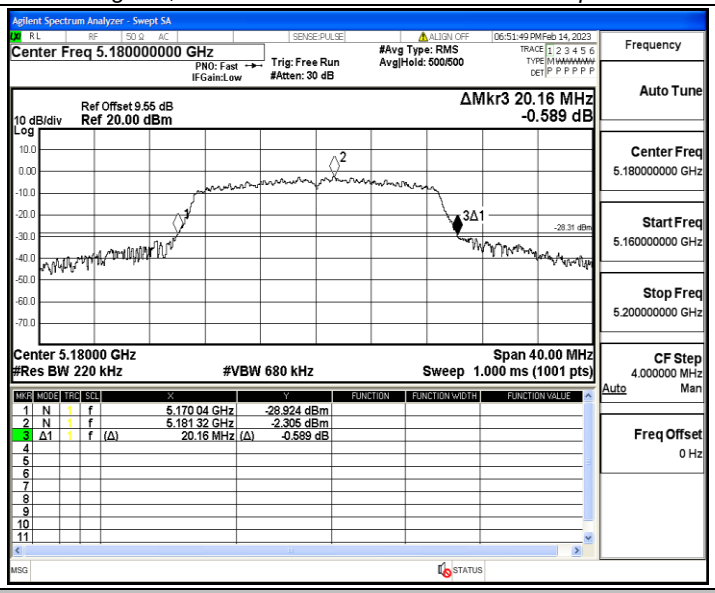

11N20SISO_Ant1_5200

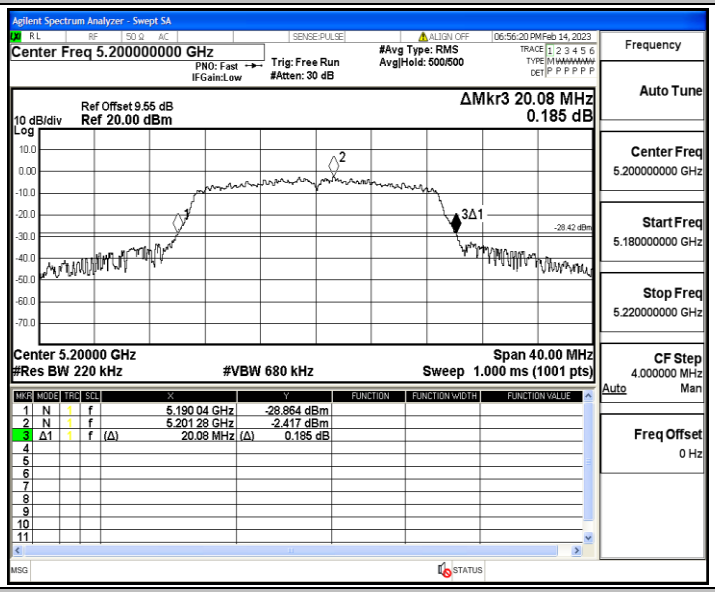

11N20SISO_Ant1_5240

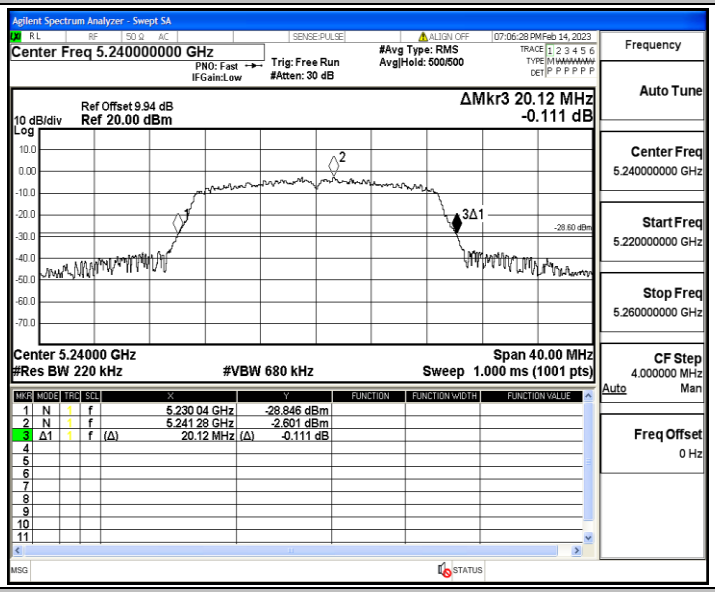

11N40SISO_Ant1_5190

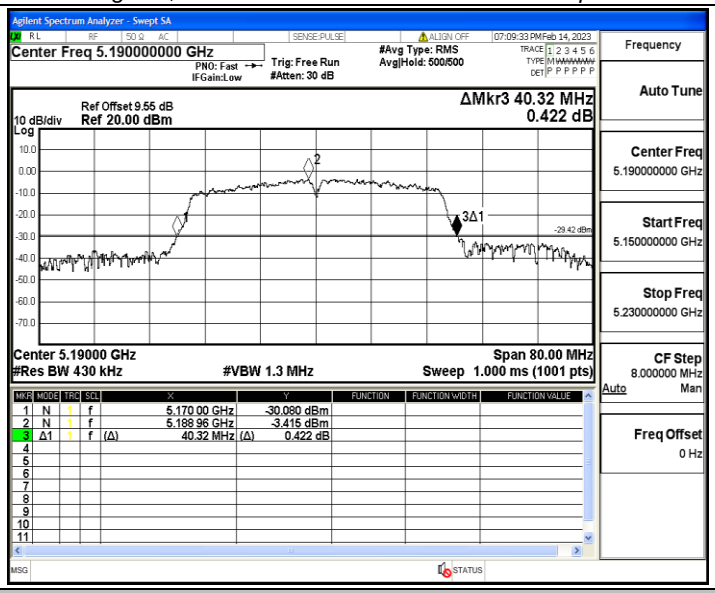

11N40SISO_Ant1_5230

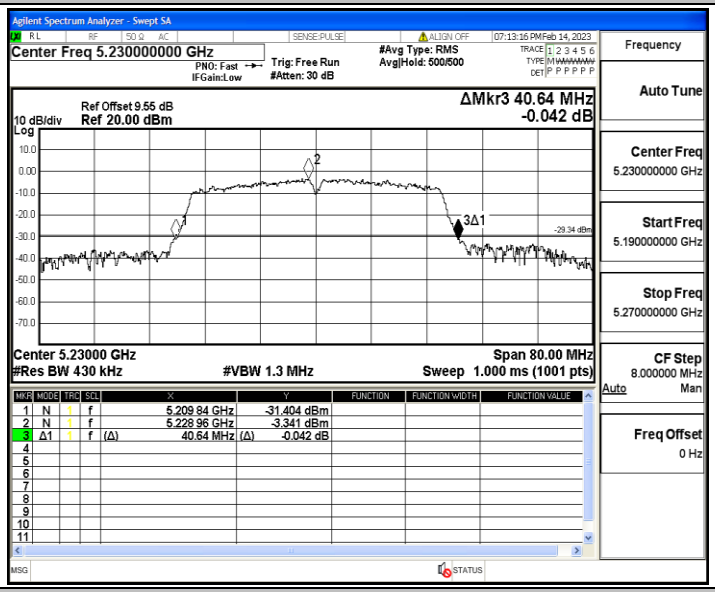

11AC20SISO_Ant1_5180

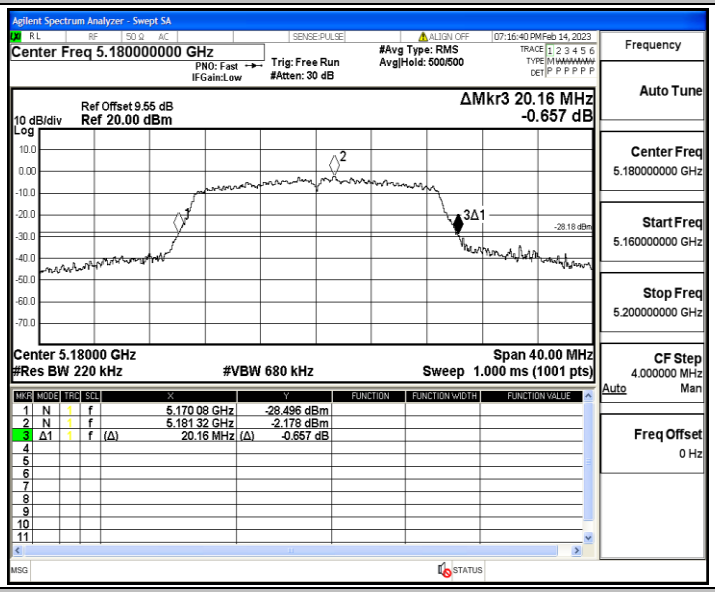

11AC20SISO_Ant1_5200

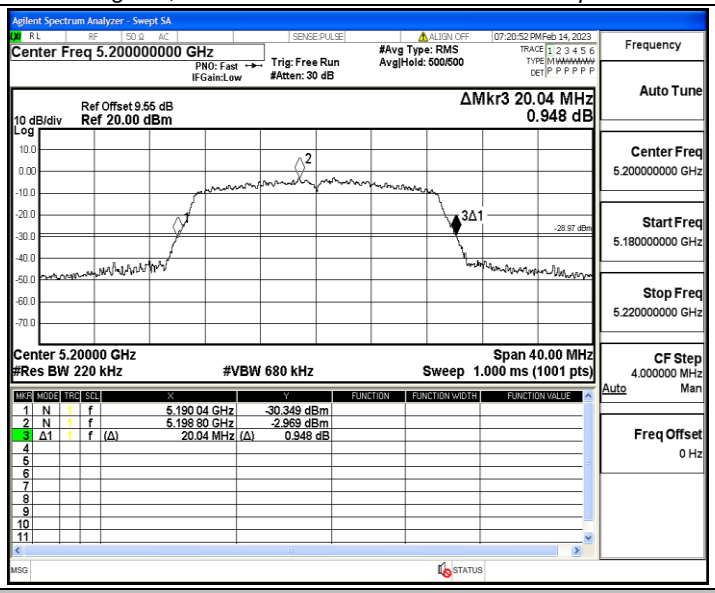

11AC20SISO_Ant1_5240

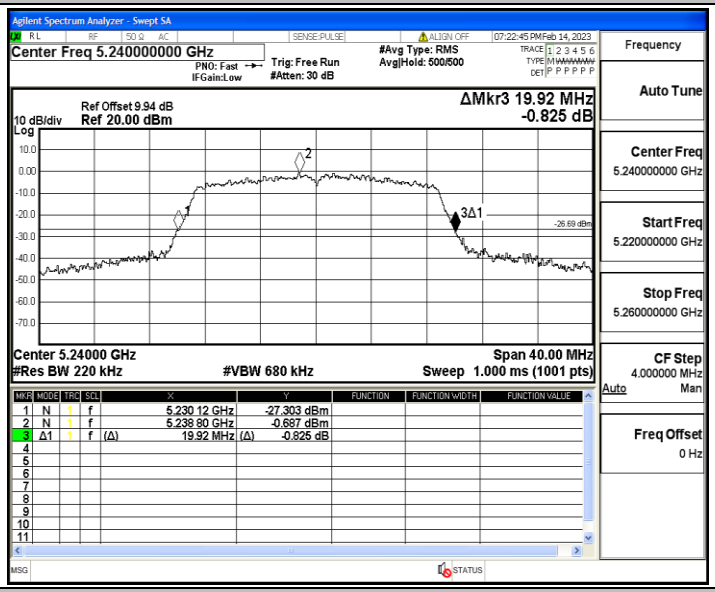

11AC40SISO_Ant1_5190

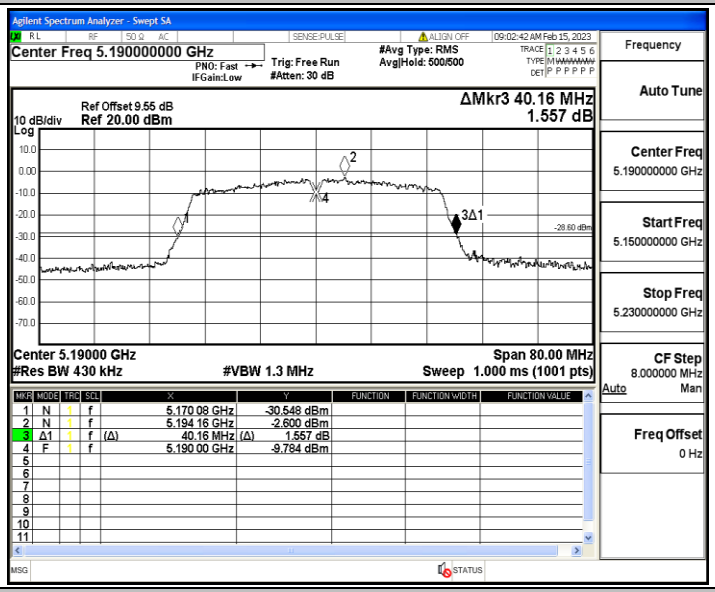

11AC40SISO_Ant1_5230

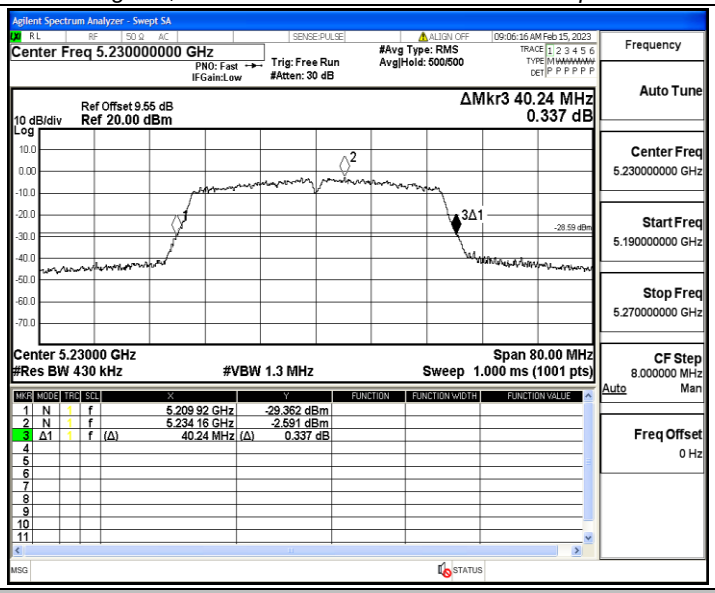

11AC80SISO_Ant1_5210

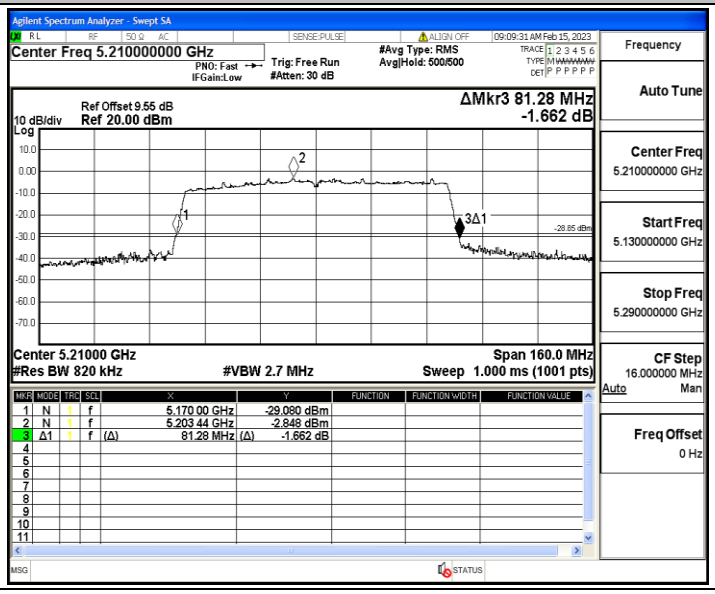

Appendix A2: Occupied channel bandwidth

Test Result

TestMode	Antenna	Channel	OCB [MHz]	FL[MHz]	FH[MHz]	Limit[MHz]	Verdict
11A	Ant1	5180	17.102	5171.5198	5188.6218	---	---
		5200	17.010	5191.5105	5208.5205	---	---
		5240	16.971	5231.5348	5248.5058	---	---
11N20SISO	Ant1	5180	17.832	5171.2077	5189.0397	---	---
		5200	17.695	5191.2014	5208.8964	---	---
		5240	17.688	5231.2299	5248.9179	---	---
11N40SISO	Ant1	5190	36.115	5172.2163	5208.3313	---	---
		5230	36.207	5212.1101	5248.3171	---	---
11AC20SISO	Ant1	5180	17.767	5171.2502	5189.0172	---	---
		5200	17.649	5191.2299	5208.8789	---	---
		5240	17.687	5231.2239	5248.9109	---	---
11AC40SISO	Ant1	5190	36.071	5172.2267	5208.2977	---	---
		5230	36.135	5212.1508	5248.2858	---	---
11AC80SISO	Ant1	5210	75.529	5172.7168	5248.2458	---	---

Test Graphs

11A_Ant1_5180

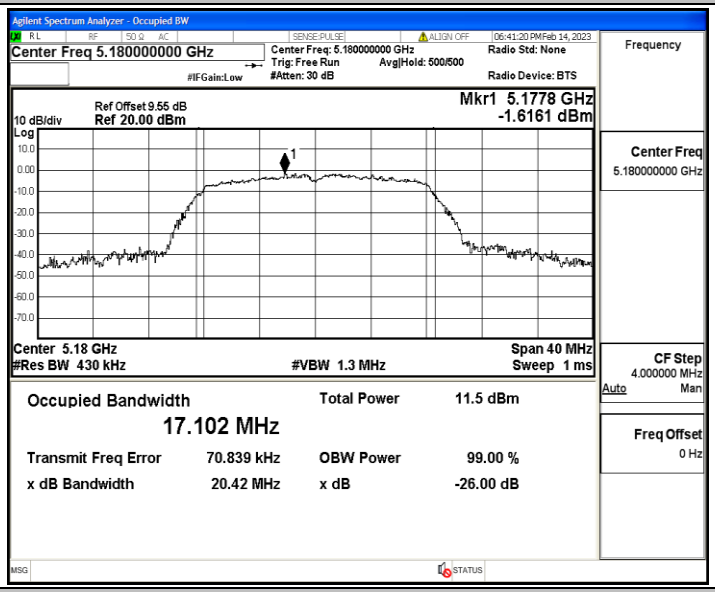

11A_Ant1_5200

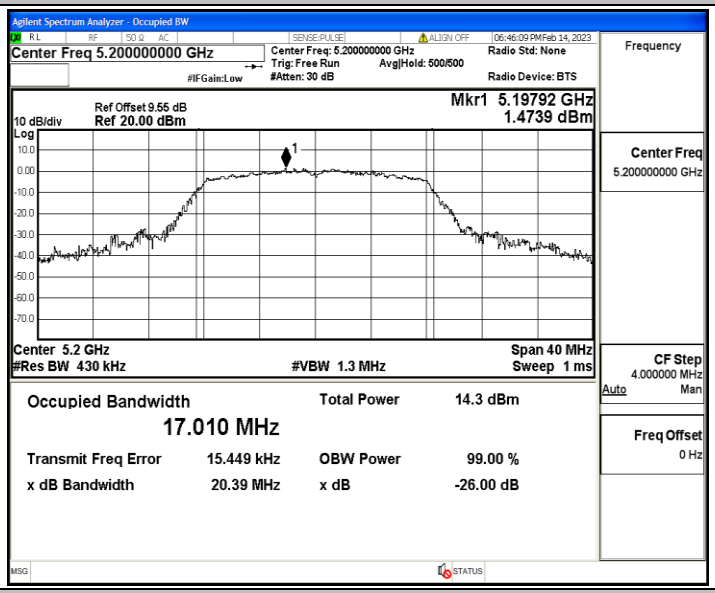

11A_Ant1_5240

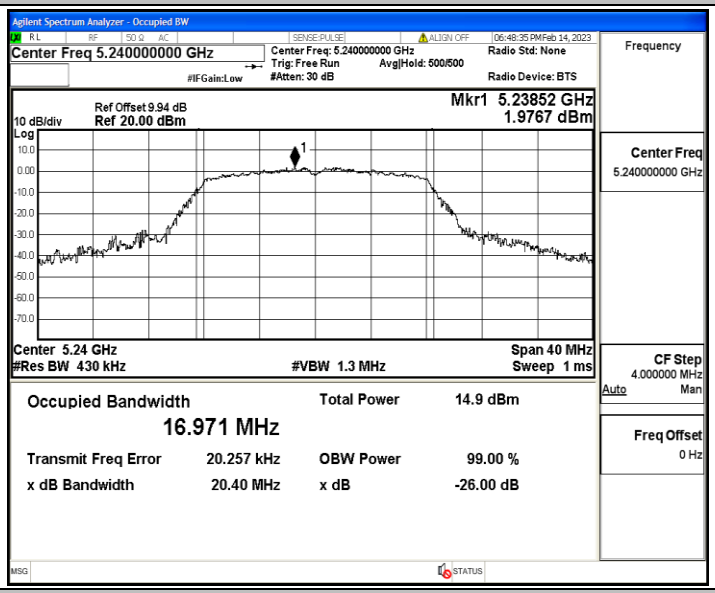

11N20SISO_Ant1_5180

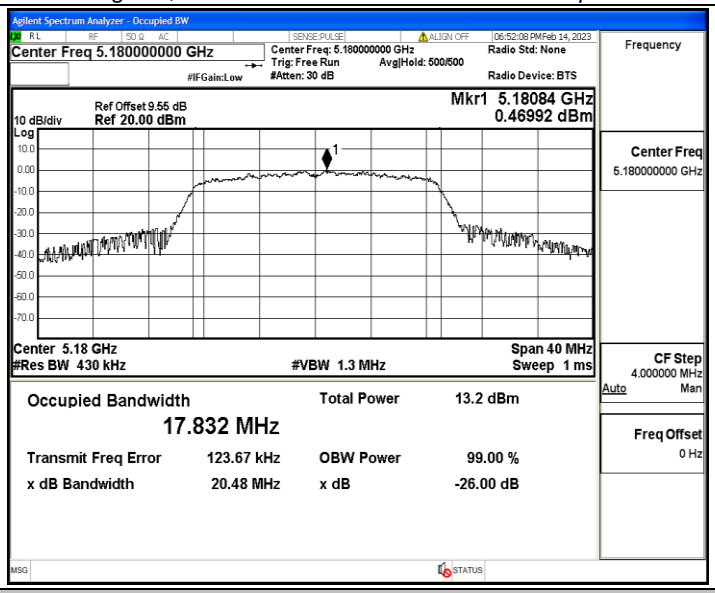

11N20SISO_Ant1_5200

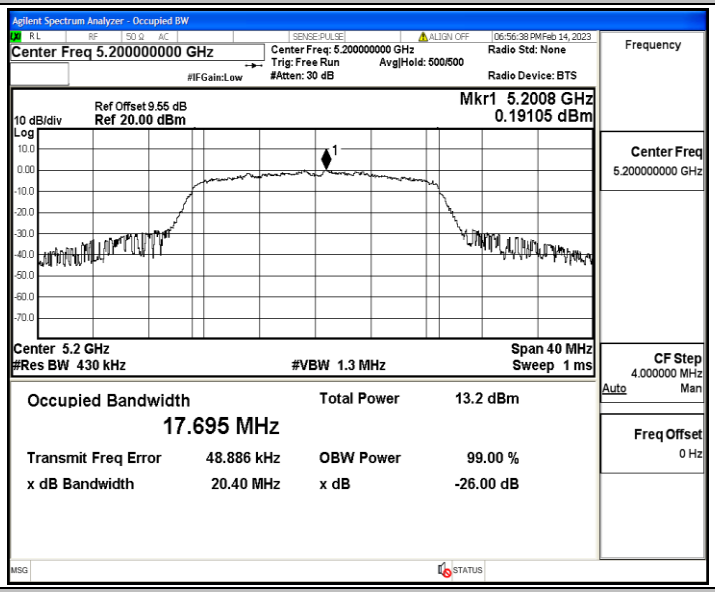

11N20SISO_Ant1_5240

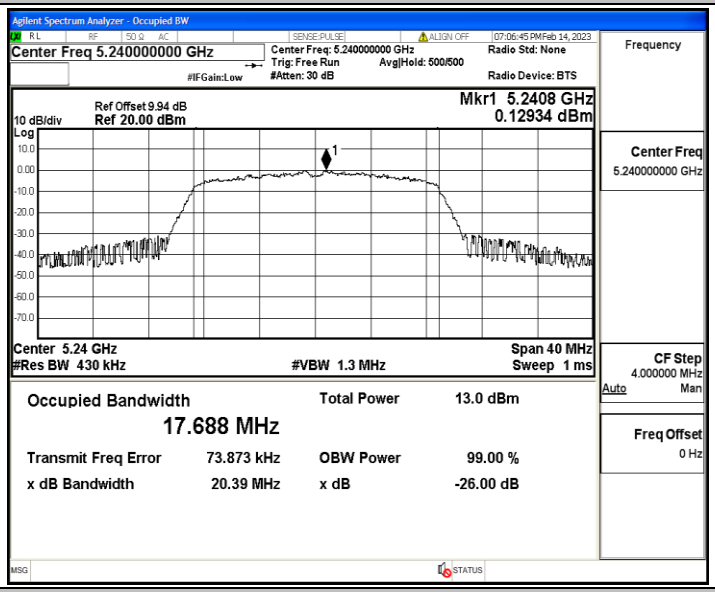

11N40SISO_Ant1_5190

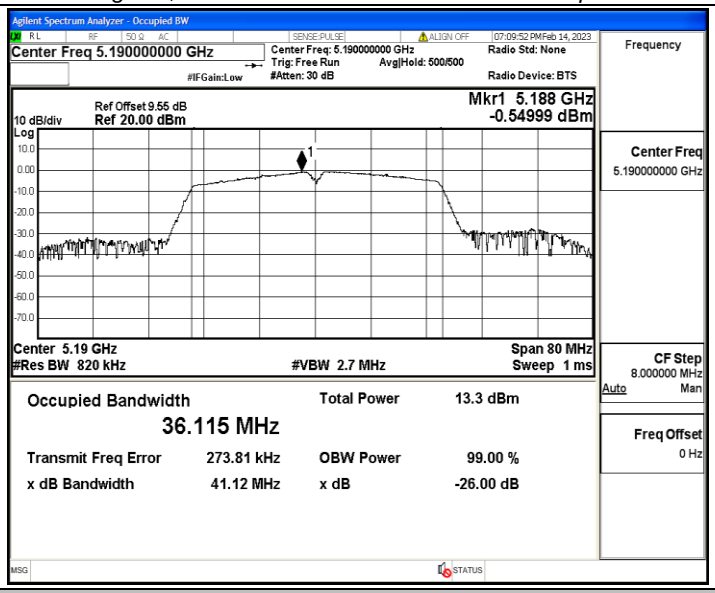

11N40SISO_Ant1_5230

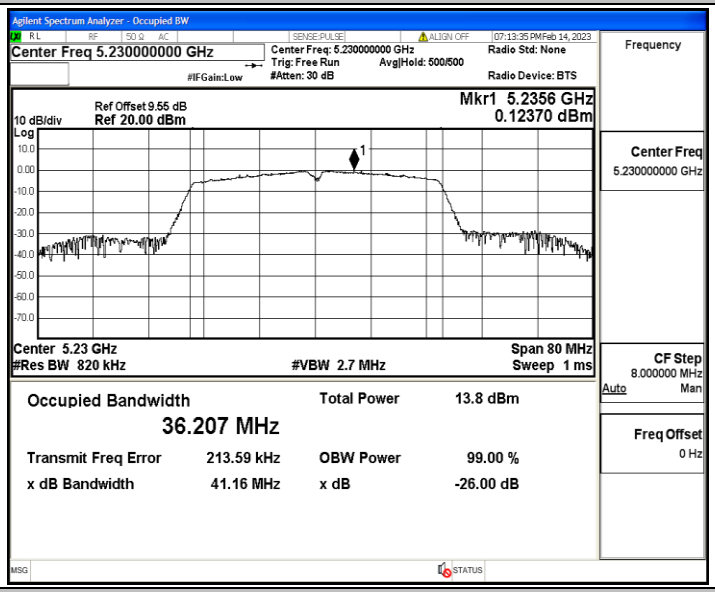

11AC20SISO_Ant1_5180

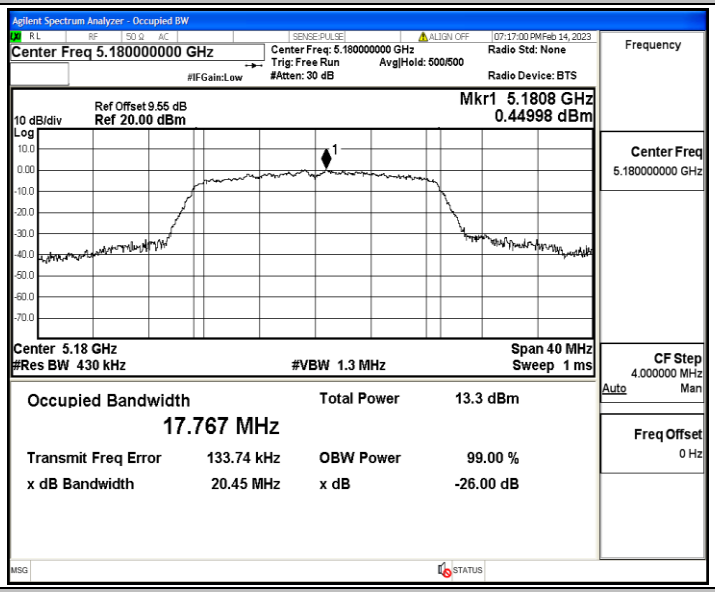

11AC20SISO_Ant1_5200

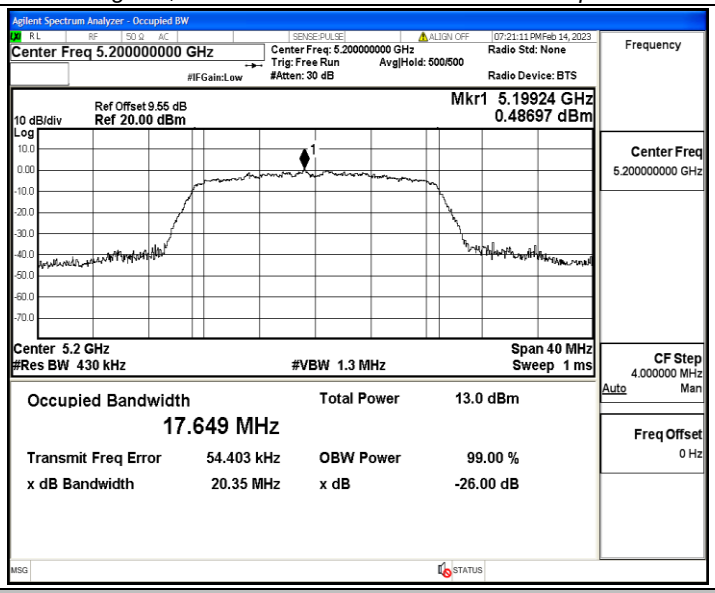

11AC20SISO_Ant1_5240

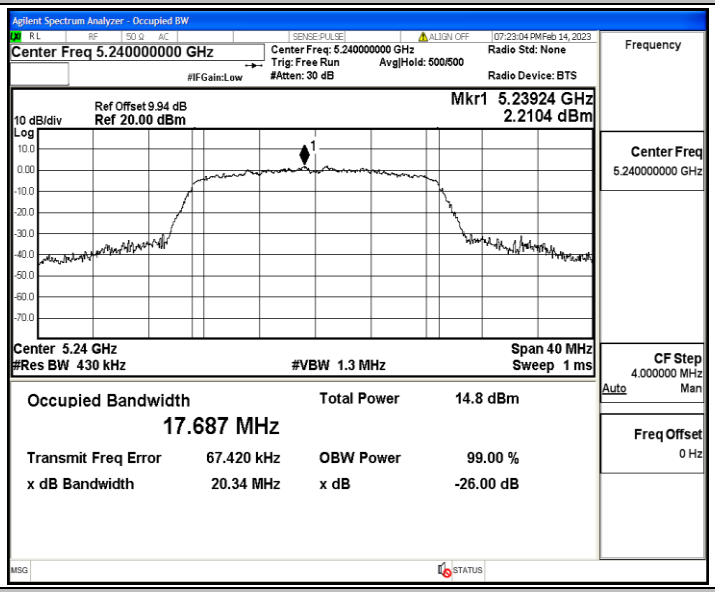

11AC40SISO_Ant1_5190

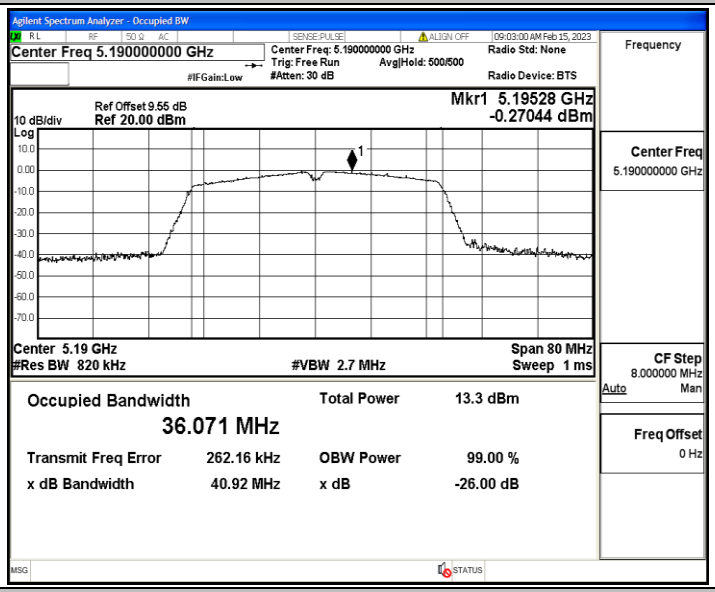

11AC40SISO_Ant1_5230

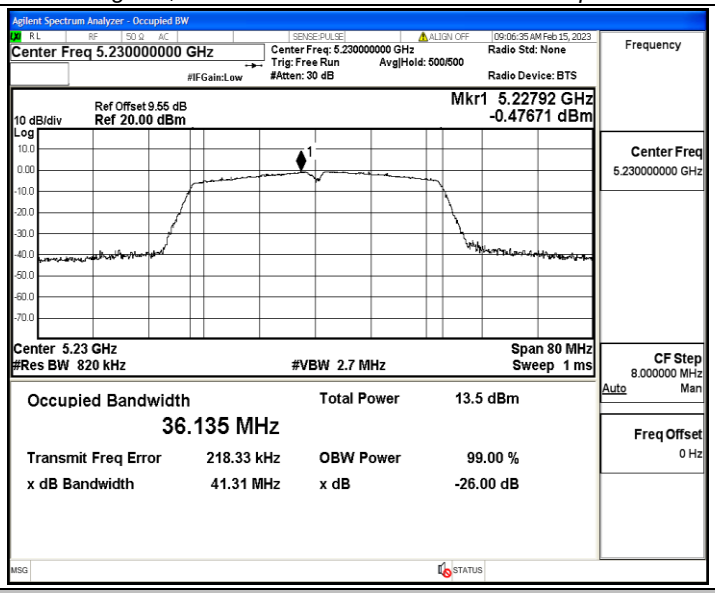

11AC80SISO_Ant1_5210

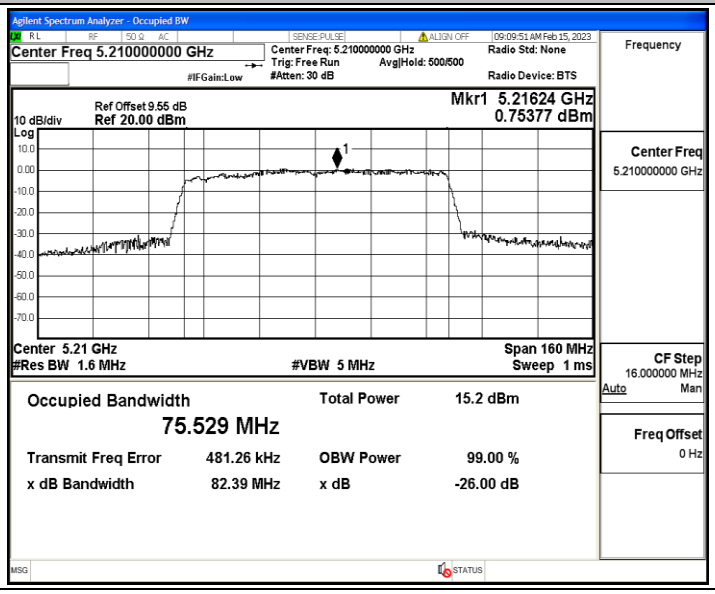

Appendix B: Maximum conducted output power

Test Result

TestMode	Antenna	Channel	Result[dBm]	Limit[dBm]	Verdict
11A	Ant1	5180	5.66	≤23.98	PASS
		5200	5.55	≤23.98	PASS
		5240	5.41	≤23.98	PASS
11N20SISO	Ant1	5180	5.45	≤23.98	PASS
		5200	5.44	≤23.98	PASS
		5240	5.20	≤23.98	PASS
11N40SISO	Ant1	5190	5.18	≤23.98	PASS
		5230	5.57	≤23.98	PASS
11AC20SISO	Ant1	5180	5.64	≤23.98	PASS
		5200	5.44	≤23.98	PASS
		5240	5.25	≤23.98	PASS
11AC40SISO	Ant1	5190	5.22	≤23.98	PASS
		5230	5.65	≤23.98	PASS
11AC80SISO	Ant1	5210	5.51	≤23.98	PASS

Note：The Duty Cycle Factor is compensated in the test result.

Appendix C: Maximum power spectral density

Test Result

TestMode	Antenna	Channel	Result [dBm/MHz]	Limit[dBm/MHz]	Verdict
11A	Ant1	5180	0.4	≤11.00	PASS
		5200	0.65	≤11.00	PASS
		5240	0.37	≤11.00	PASS
11N20SISO	Ant1	5180	0.56	≤11.00	PASS
		5200	0.53	≤11.00	PASS
		5240	0.21	≤11.00	PASS
11N40SISO	Ant1	5190	-2.31	≤11.00	PASS
		5230	-2.32	≤11.00	PASS
11AC20SISO	Ant1	5180	0.49	≤11.00	PASS
		5200	0.55	≤11.00	PASS
		5240	0.26	≤11.00	PASS
11AC40SISO	Ant1	5190	-2.26	≤11.00	PASS
		5230	-2.29	≤11.00	PASS
11AC80SISO	Ant1	5210	-4.97	≤11.00	PASS

Note：1.The Result and Limit Unit is dBm/500 kHz in the band 5.725–5.85 GHz.
2.The Duty Cycle Factor and RBW Factor is compensated in the graph.

Test Graphs

11A_Ant1_5180

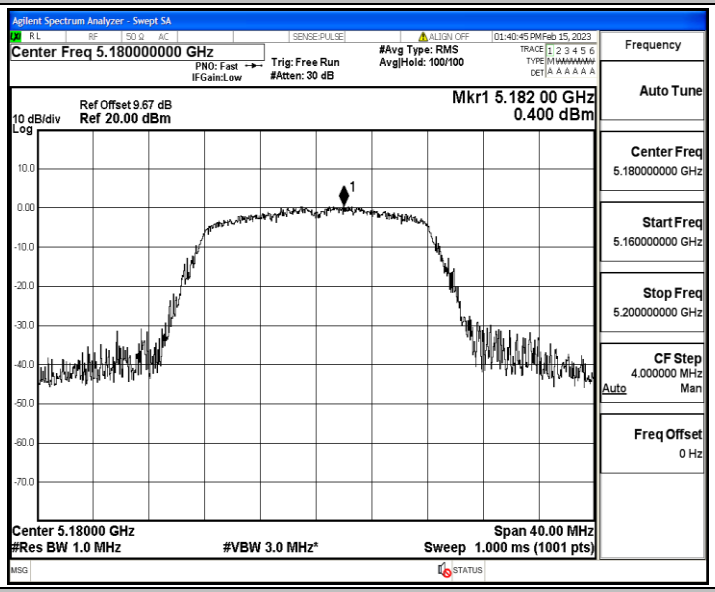

11A_Ant1_5200

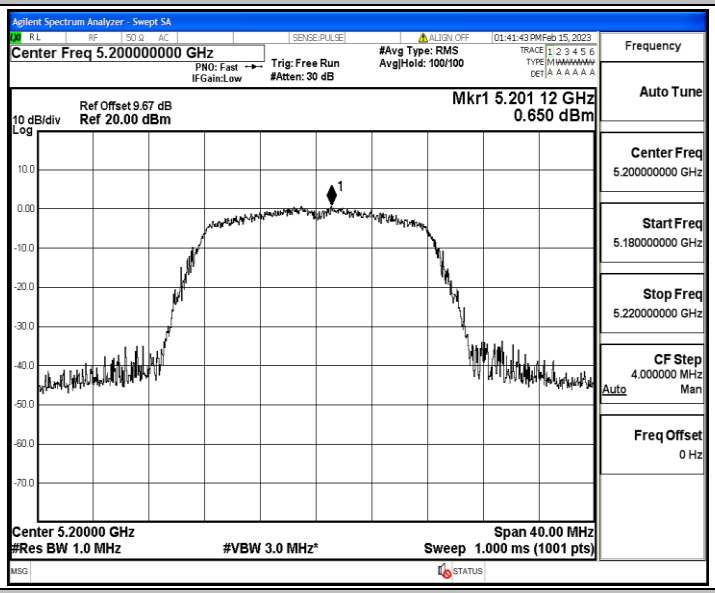

11A_Ant1_5240

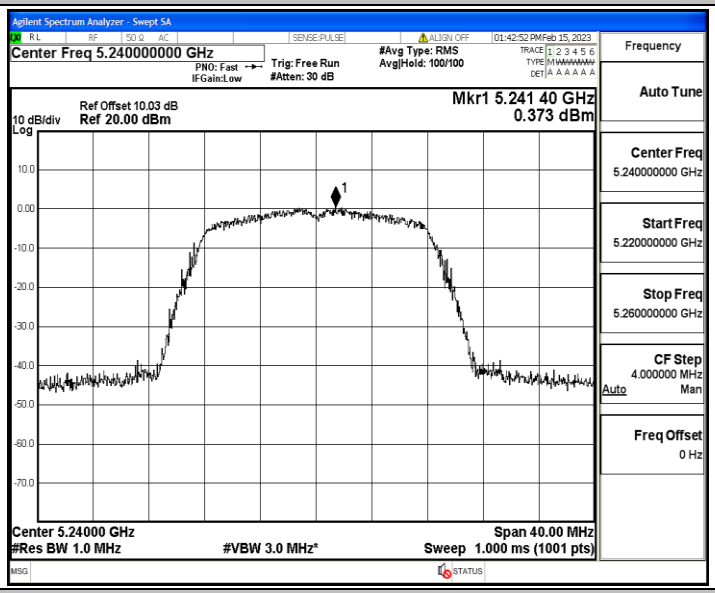

11N20SISO_Ant1_5180

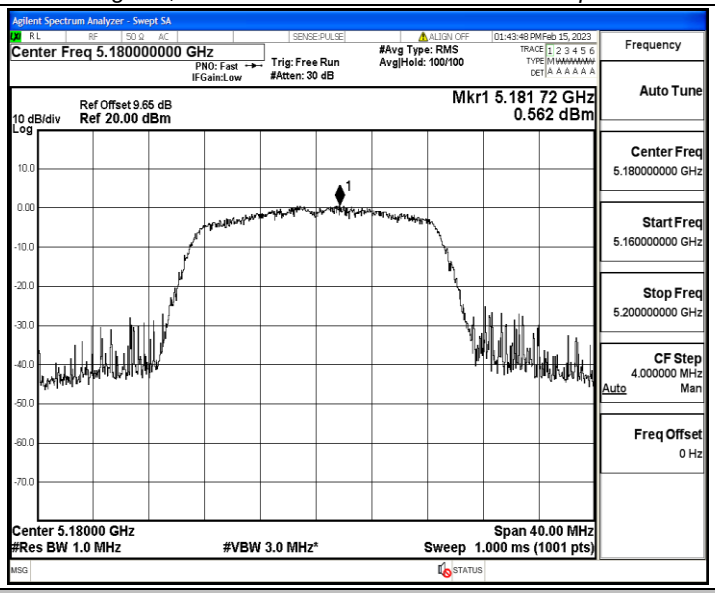

11N20SISO_Ant1_5200

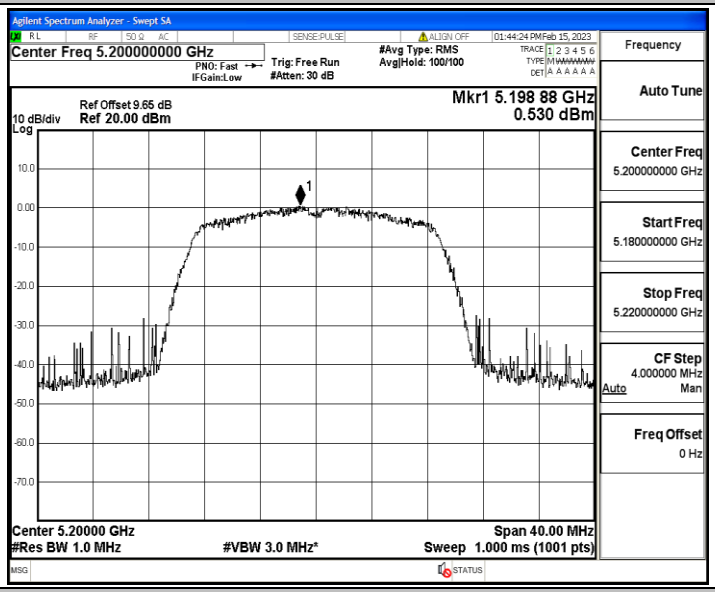

11N20SISO_Ant1_5240

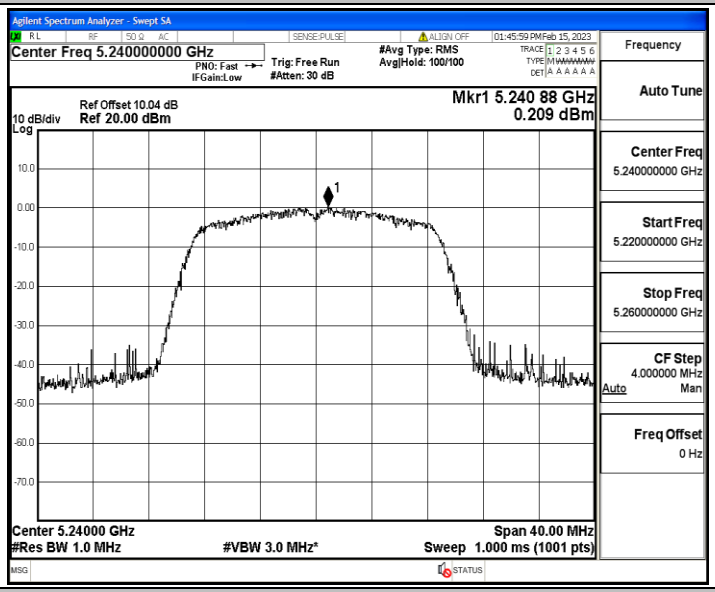

11N40SISO_Ant1_5190

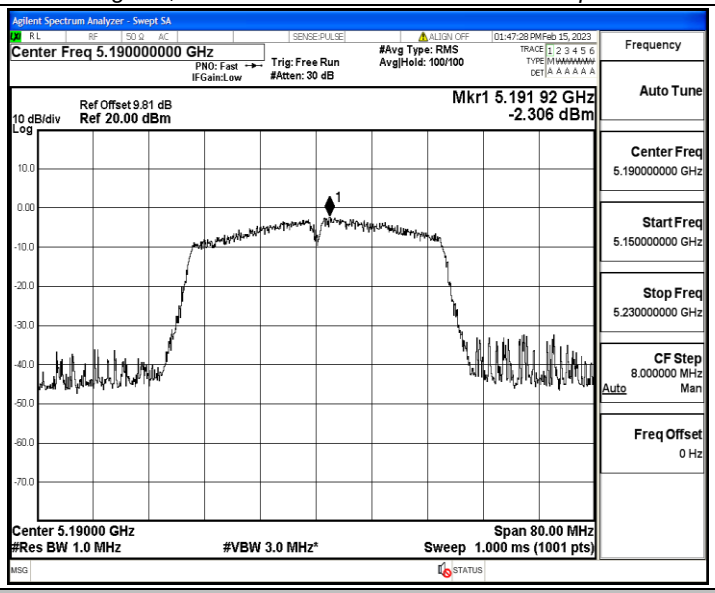

11N40SISO_Ant1_5230

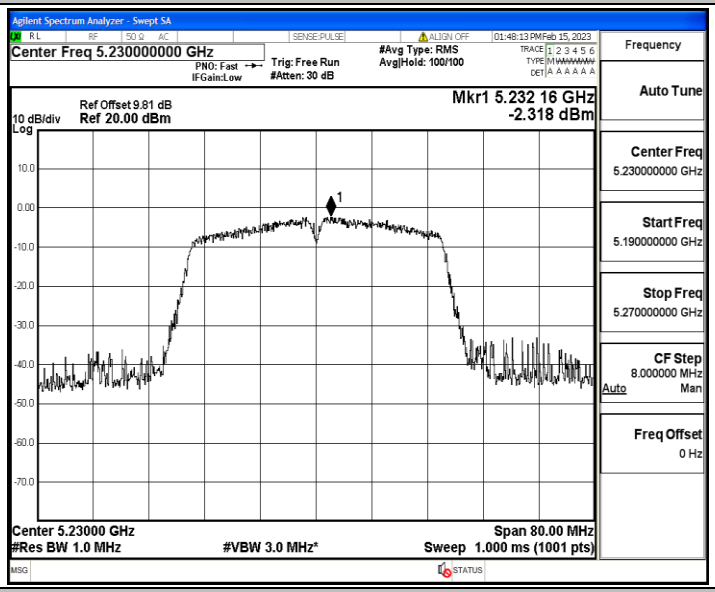

11AC20SISO_Ant1_5180

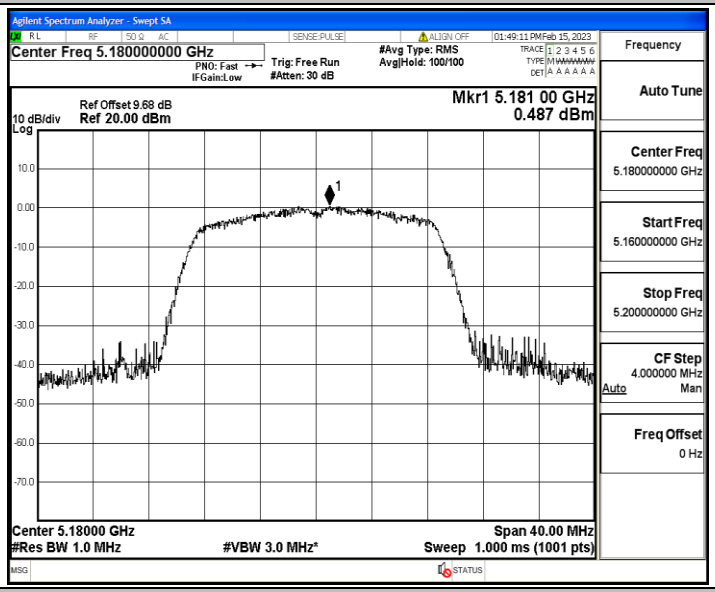

11AC20SISO_Ant1_5200

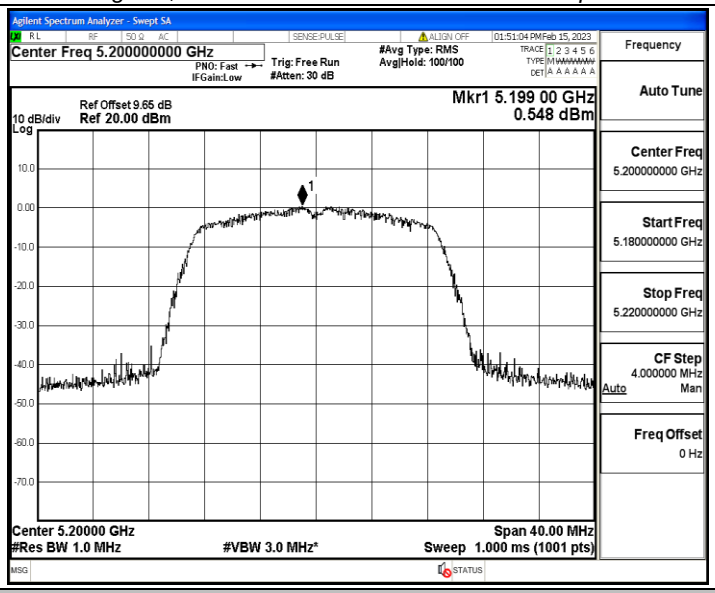

11AC20SISO_Ant1_5240

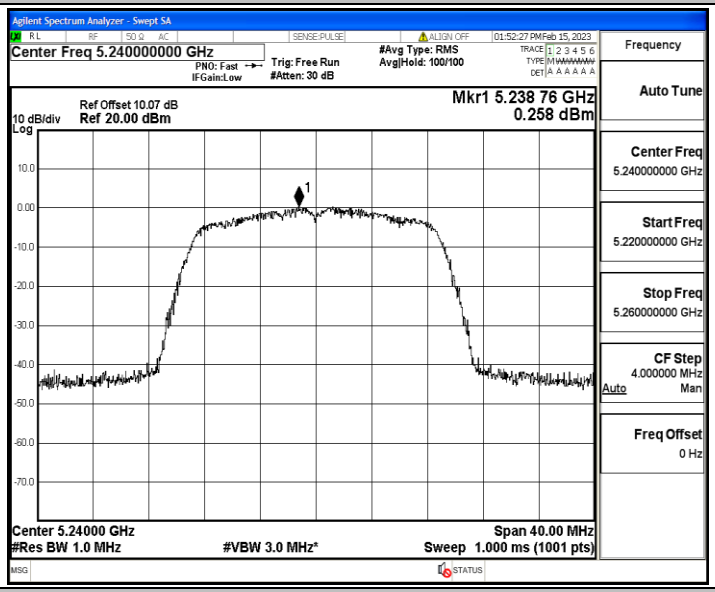

11AC40SISO_Ant1_5190

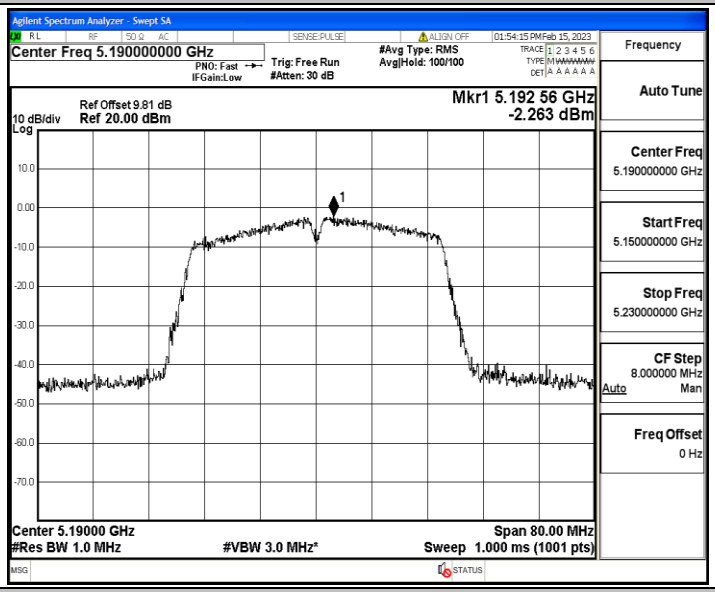

11AC40SISO_Ant1_5230

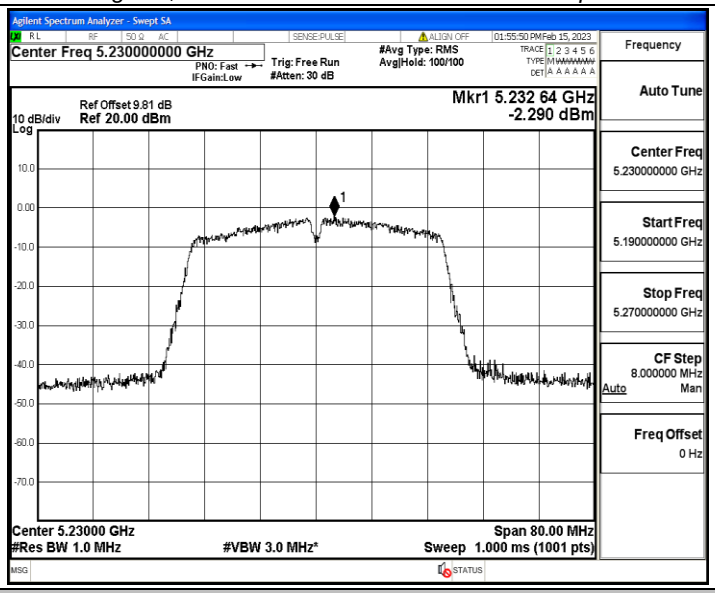

11AC80SISO_Ant1_5210

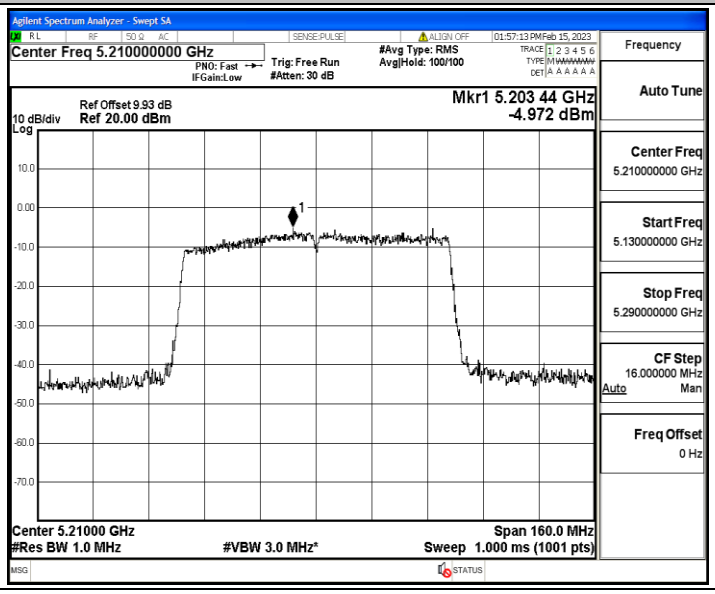

Appendix D: Band edge measurements

Test Result

TestMode	Antenna	ChName	Channel	Result[dBm]	Limit[dBm]	Verdict
11A	Ant1	Low	5180	-46.22	≤-27	PASS
		High	5240	-45.74	≤-27	PASS
11N20SISO	Ant1	Low	5180	-46.02	≤-27	PASS
		High	5240	-46.04	≤-27	PASS
11N40SISO	Ant1	Low	5190	-44.67	≤-27	PASS
		High	5230	-46.28	≤-27	PASS
11AC20SISO	Ant1	Low	5180	-46.31	≤-27	PASS
		High	5240	-46.07	≤-27	PASS
11AC40SISO	Ant1	Low	5190	-46.27	≤-27	PASS
		High	5230	-46.1	≤-27	PASS
11AC80SISO	Ant1	Low	5210	-44.24	≤-27	PASS
		High	5210	-45.62	≤-27	PASS

Test Graphs

11A_Ant1_Low_5180

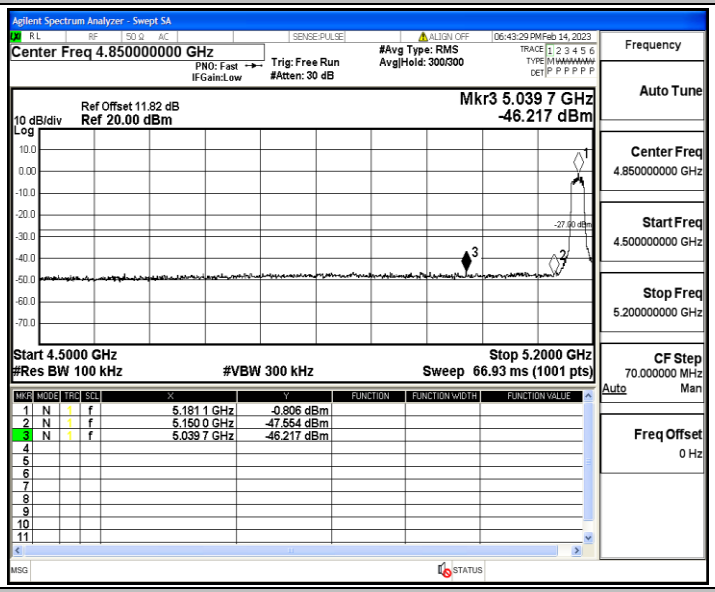

11A_Ant1_High_5240

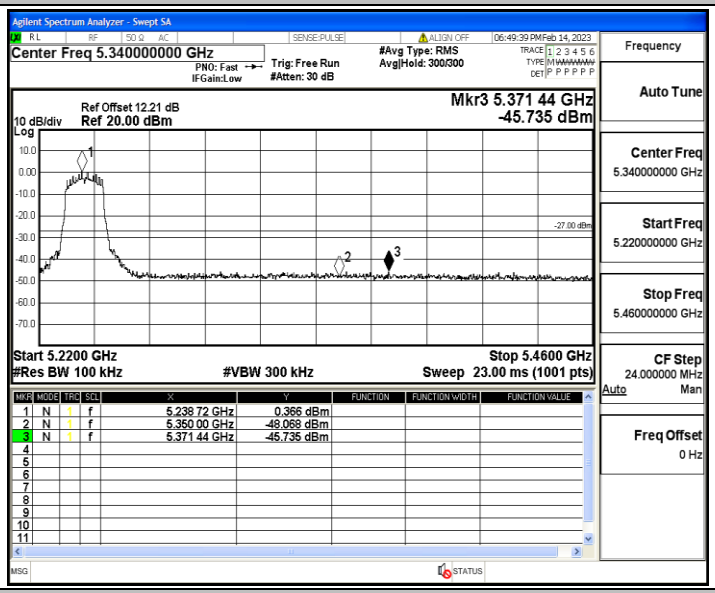

11N20SISO_Ant1_Low_5180

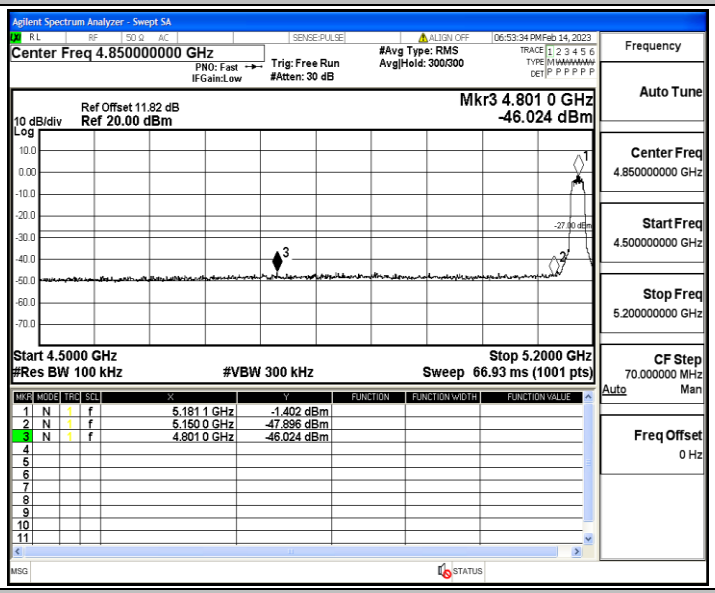

11N20SISO_Ant1_High_5240

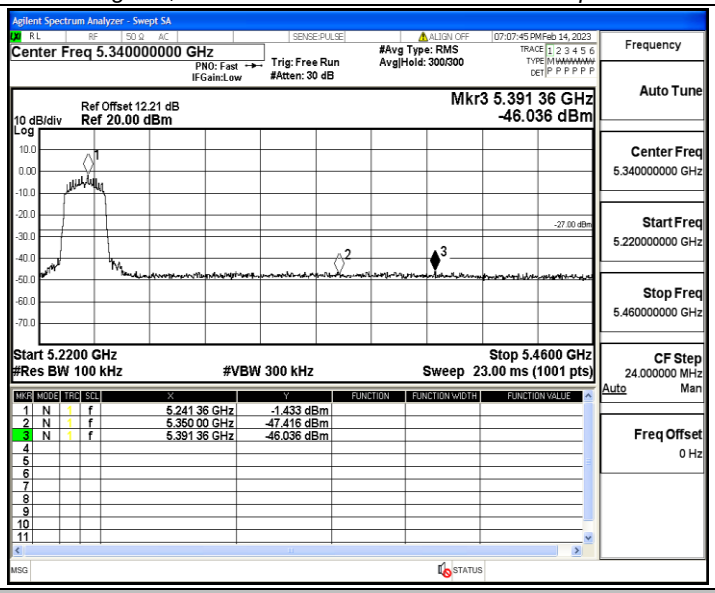

11N40SISO_Ant1_Low_5190

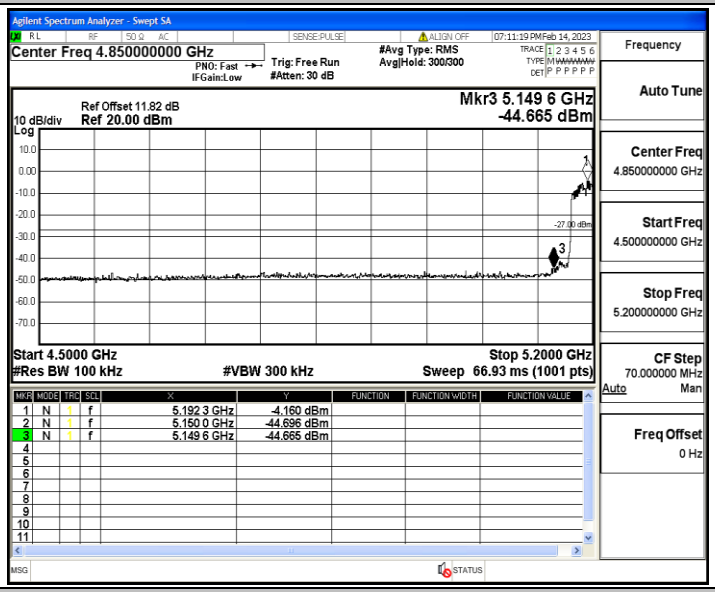

11N40SISO_Ant1_High_5230

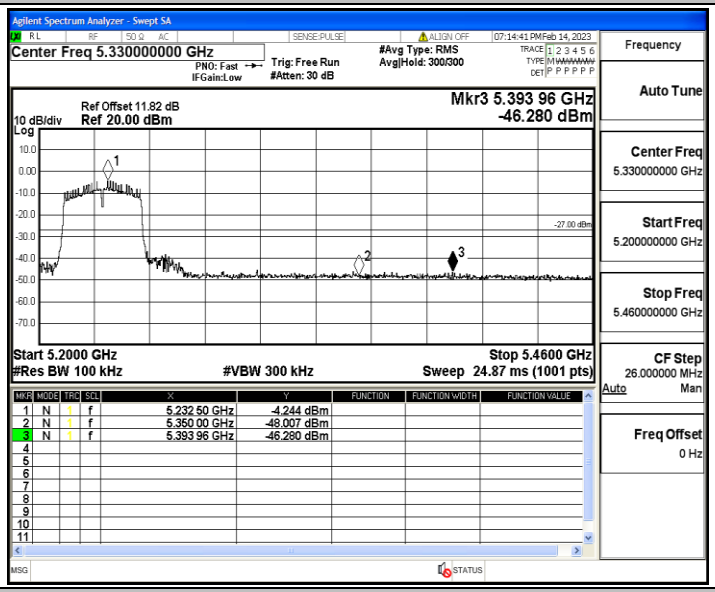

11AC20SISO_Ant1_Low_5180

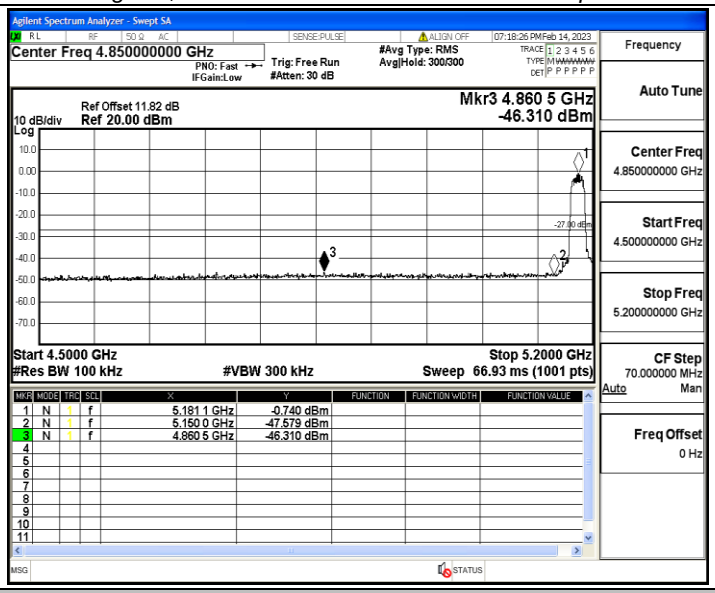

11AC20SISO_Ant1_High_5240

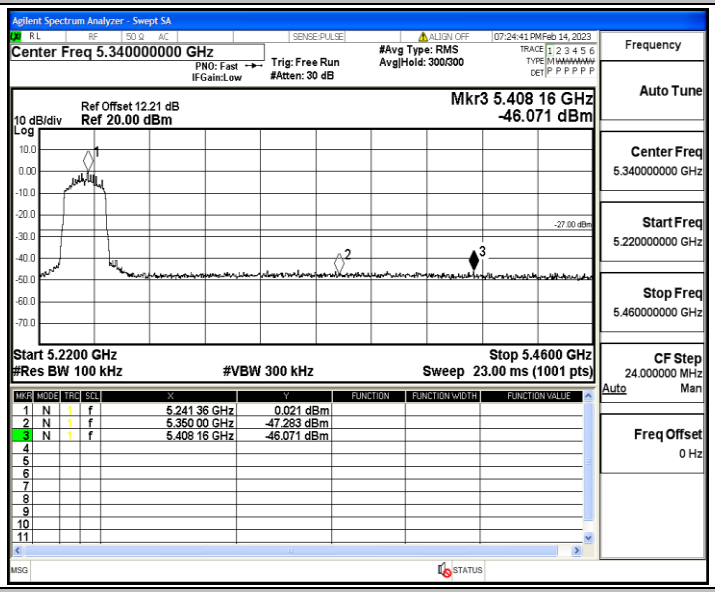

11AC40SISO_Ant1_Low_5190

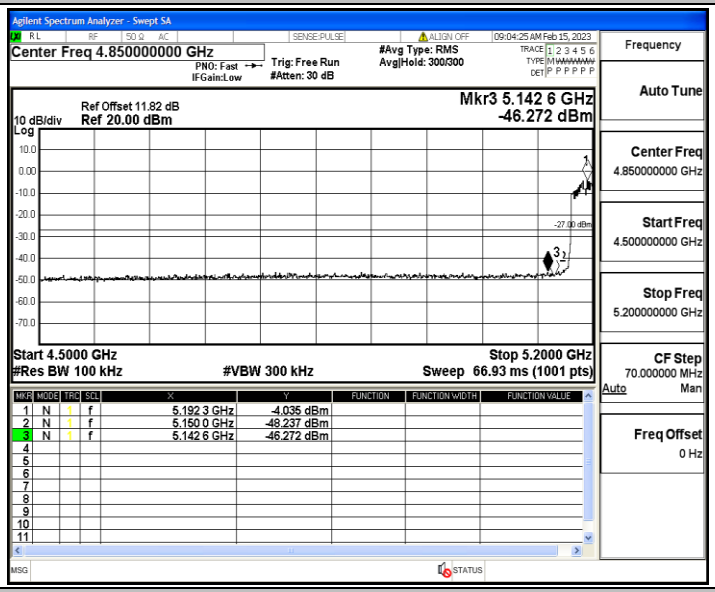

11AC40SISO_Ant1_High_5230

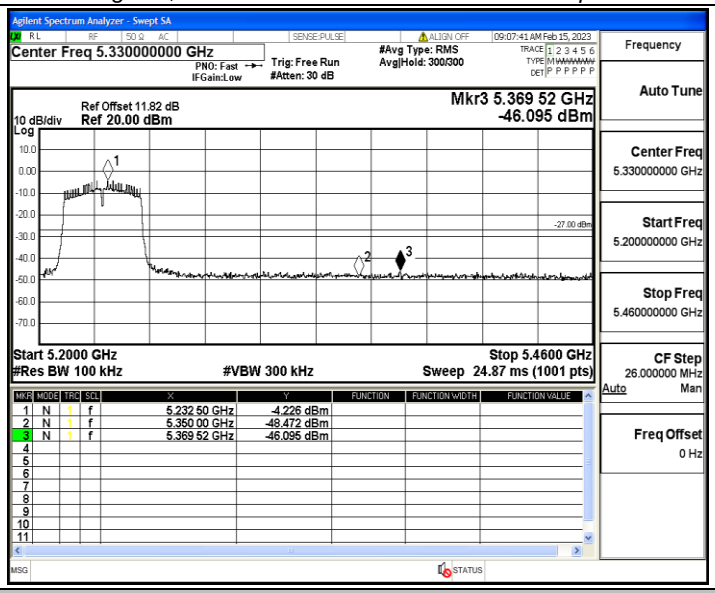

11AC80SISO_Ant1_Low_5210

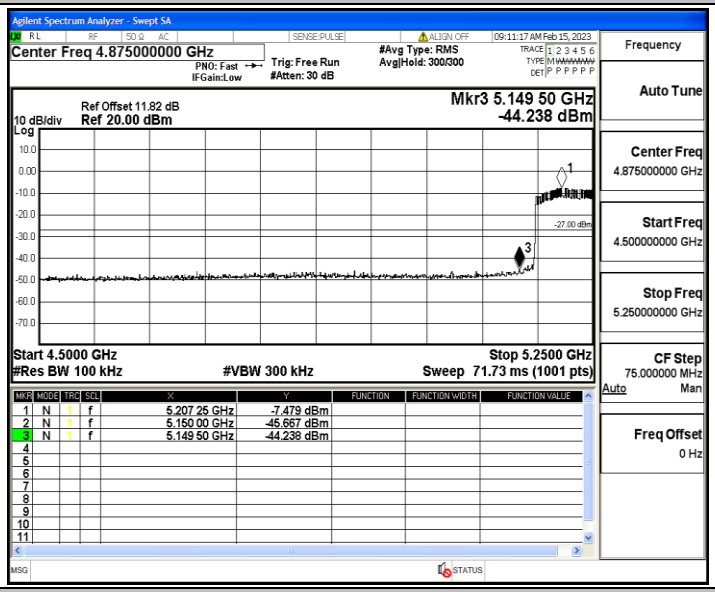

11AC80SISO_Ant1_High_5210

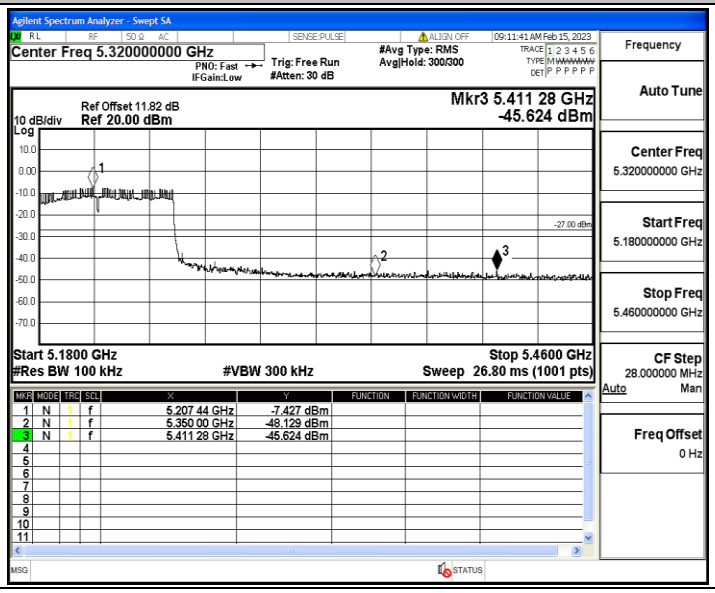

Appendix E: Frequency Stability

Test Result

Frequency (MHz)	Enviroment Temperature (Dregree)	Voltage (VAC)	Measured Frequency (MHz)	Limit Range (MHz)	Test Results
5180	20	132	5179.981468	5150 – 5250	PASS
5180	20	108	5180.095308	5150 – 5250	PASS
5180	50	120	5180.066225	5150 – 5250	PASS
5180	40	120	5180.072865	5150 – 5250	PASS
5180	30	120	5179.926545	5150 – 5250	PASS
5180	20	120	5180.085374	5150 – 5250	PASS
5180	10	120	5180.013707	5150 – 5250	PASS
5180	0	120	5180.066389	5150 – 5250	PASS
5180	-10	120	5179.979922	5150 – 5250	PASS
5180	-20	120	5180.055602	5150 – 5250	PASS
5180	-30	120	5179.919247	5150 – 5250	PASS

Frequency (MHz)	Enviroment Temperature (Dregree)	Voltage (VAC)	Measured Frequency (MHz)	Limit Range (MHz)	Test Results
5200	20	132	5200.028469	5150 – 5250	PASS
5200	20	108	5200.025996	5150 – 5250	PASS
5200	50	120	5199.908535	5150 – 5250	PASS
5200	40	120	5199.998576	5150 – 5250	PASS
5200	30	120	5200.039958	5150 – 5250	PASS
5200	20	120	5200.057158	5150 – 5250	PASS
5200	10	120	5200.021418	5150 – 5250	PASS
5200	0	120	5200.036107	5150 – 5250	PASS
5200	-10	120	5200.067214	5150 – 5250	PASS
5200	-20	120	5199.905604	5150 – 5250	PASS
5200	-30	120	5200.071737	5150 – 5250	PASS

Frequency (MHz)	Enviroment Temperature (Dregree)	Voltage (VAC)	Measured Frequency (MHz)	Limit Range (MHz)	Test Results
5240	20	132	5240.017369	5150 – 5250	PASS
5240	20	108	5239.965597	5150 – 5250	PASS
5240	50	120	5239.920453	5150 – 5250	PASS
5240	40	120	5240.010255	5150 – 5250	PASS
5240	30	120	5240.080287	5150 – 5250	PASS
5240	20	120	5240.013476	5150 – 5250	PASS
5240	10	120	5239.929000	5150 – 5250	PASS
5240	0	120	5240.083943	5150 – 5250	PASS
5240	-10	120	5240.028772	5150 – 5250	PASS
5240	-20	120	5240.045495	5150 – 5250	PASS
5240	-30	120	5239.978815	5150 – 5250	PASS

Frequency (MHz)	Enviroment Temperature (Dregree)	Voltage (VAC)	Measured Frequency (MHz)	Limit Range (MHz)	Test Results
5190	20	132	5190.038765	5150 – 5250	PASS
5190	20	108	5190.026239	5150 – 5250	PASS
5190	50	120	5189.903142	5150 – 5250	PASS
5190	40	120	5190.068225	5150 – 5250	PASS
5190	30	120	5190.064419	5150 – 5250	PASS
5190	20	120	5189.948046	5150 – 5250	PASS
5190	10	120	5189.935103	5150 – 5250	PASS
5190	0	120	5189.993885	5150 – 5250	PASS
5190	-10	120	5190.065581	5150 – 5250	PASS
5190	-20	120	5189.914560	5150 – 5250	PASS
5190	-30	120	5189.922479	5150 – 5250	PASS

Frequency (MHz)	Enviroment Temperature (Dregree)	Voltage (VAC)	Measured Frequency (MHz)	Limit Range (MHz)	Test Results
5230	20	132	5229.906784	5150 – 5250	PASS
5230	20	108	5230.060542	5150 – 5250	PASS
5230	50	120	5229.903779	5150 – 5250	PASS
5230	40	120	5230.028132	5150 – 5250	PASS
5230	30	120	5229.956369	5150 – 5250	PASS
5230	20	120	5229.952890	5150 – 5250	PASS
5230	10	120	5229.981535	5150 – 5250	PASS
5230	0	120	5230.072704	5150 – 5250	PASS
5230	-10	120	5230.020782	5150 – 5250	PASS
5230	-20	120	5229.990547	5150 – 5250	PASS
5230	-30	120	5230.065897	5150 – 5250	PASS

Frequency (MHz)	Enviroment Temperature (Dregree)	Voltage (VAC)	Measured Frequency (MHz)	Limit Range (MHz)	Test Results
5210	20	132	5210.065290	5150 – 5250	PASS
5210	20	108	5209.912703	5150 – 5250	PASS
5210	50	120	5210.093091	5150 – 5250	PASS
5210	40	120	5210.015536	5150 – 5250	PASS
5210	30	120	5210.060580	5150 – 5250	PASS
5210	20	120	5209.982451	5150 – 5250	PASS
5210	10	120	5209.958301	5150 – 5250	PASS
5210	0	120	5209.907761	5150 – 5250	PASS
5210	-10	120	5210.049613	5150 – 5250	PASS
5210	-20	120	5210.058118	5150 – 5250	PASS
5210	-30	120	5210.006394	5150 – 5250	PASS

Appendix F: Duty Cycle

Test Result

TestMode	Antenna	Channel	Transmission Duration [ms]	Transmission Period [ms]	Duty Cycle [%]	1/T [kHz]
11A	Ant1	5180	1.39	1.43	97.20	0.72
		5200	1.39	1.43	97.20	0.72
		5240	1.40	1.43	97.90	0.71
11N20SISO	Ant1	5180	1.30	1.33	97.74	0.77
		5200	1.30	1.33	97.74	0.77
		5240	1.30	1.33	97.74	0.77
11N40SISO	Ant1	5190	0.65	0.69	94.20	1.54
		5230	0.65	0.69	94.20	1.54
11AC20SISO	Ant1	5180	1.31	1.35	97.04	0.76
		5200	1.31	1.34	97.76	0.76
		5240	1.31	1.35	97.04	0.76
11AC40SISO	Ant1	5190	0.65	0.69	94.20	1.54
		5230	0.65	0.69	94.20	1.54
11AC80SISO	Ant1	5210	0.33	0.36	91.67	3.03

Test Graphs

11A_Ant1_5180

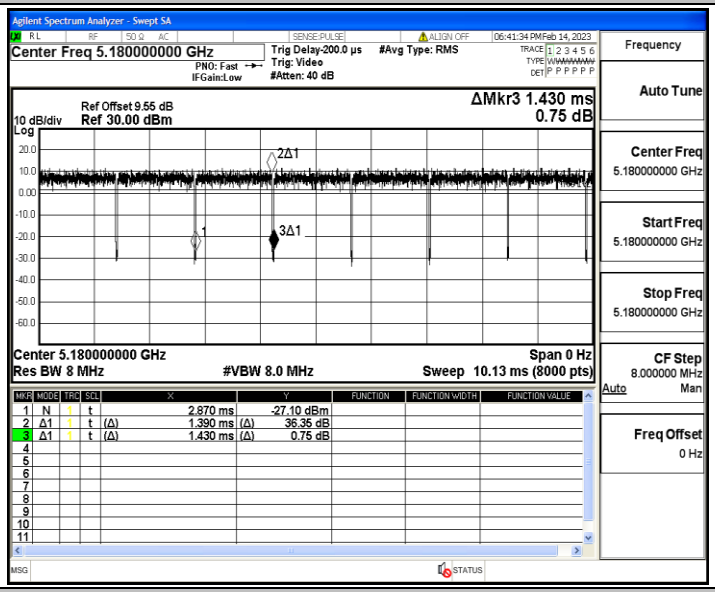

11A_Ant1_5200

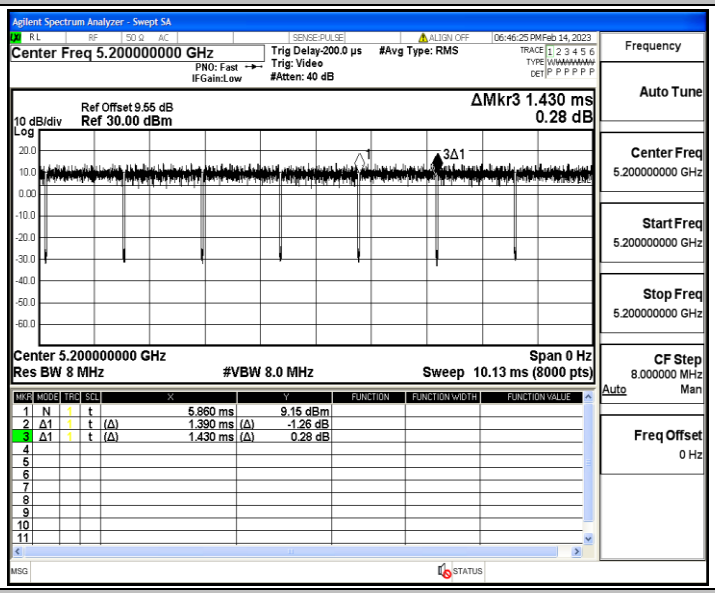

11A_Ant1_5240

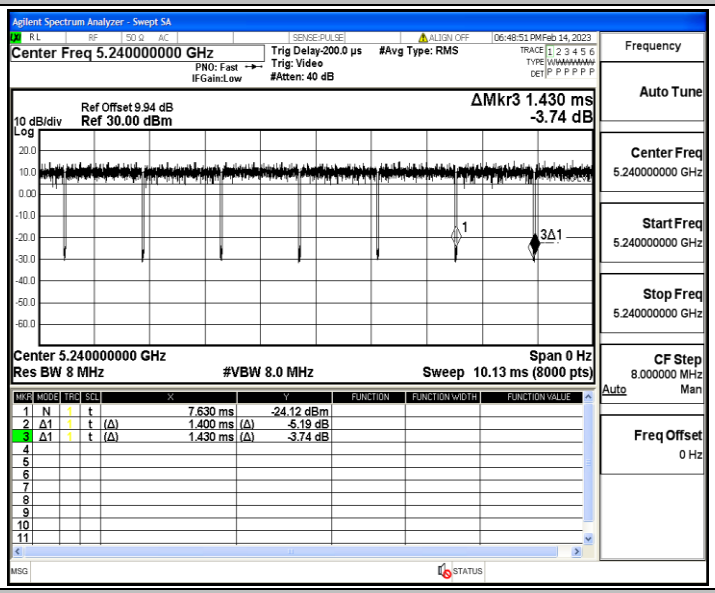

11N20SISO_Ant1_5180

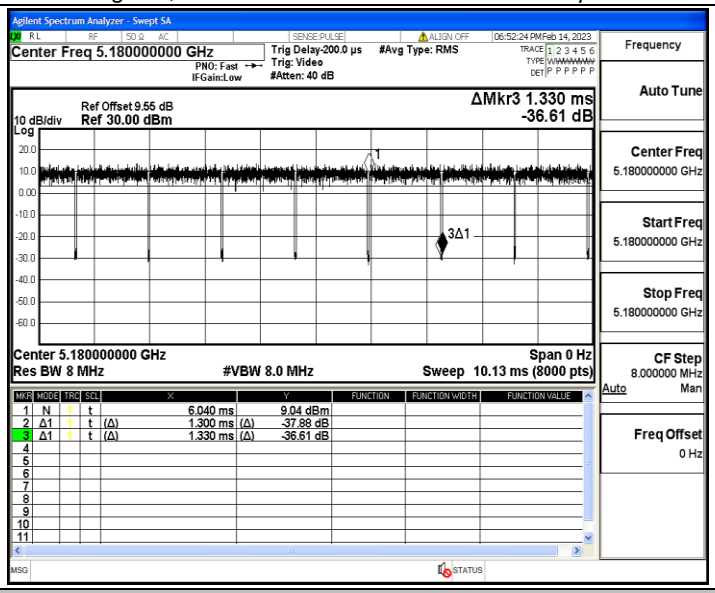

11N20SISO_Ant1_5200

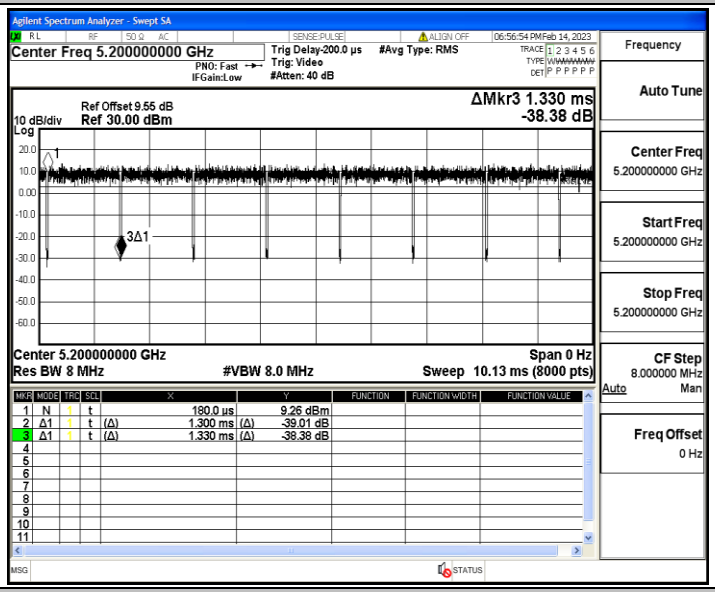

11N20SISO_Ant1_5240

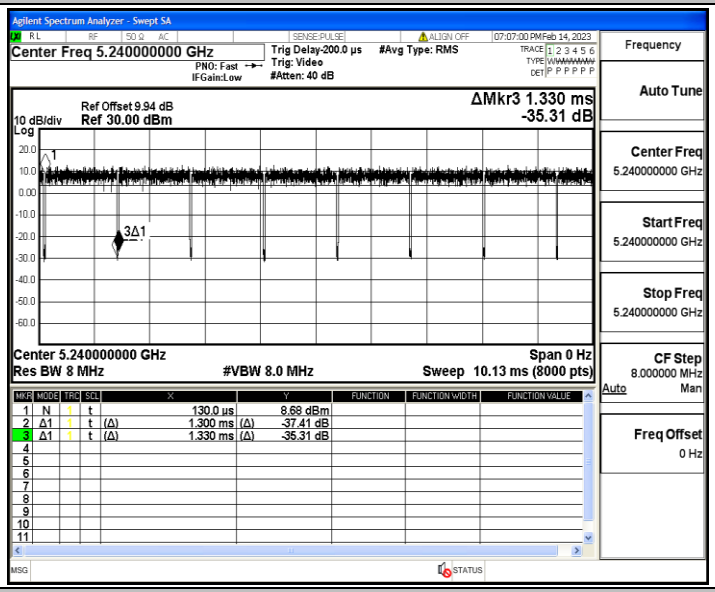

11N40SISO_Ant1_5190

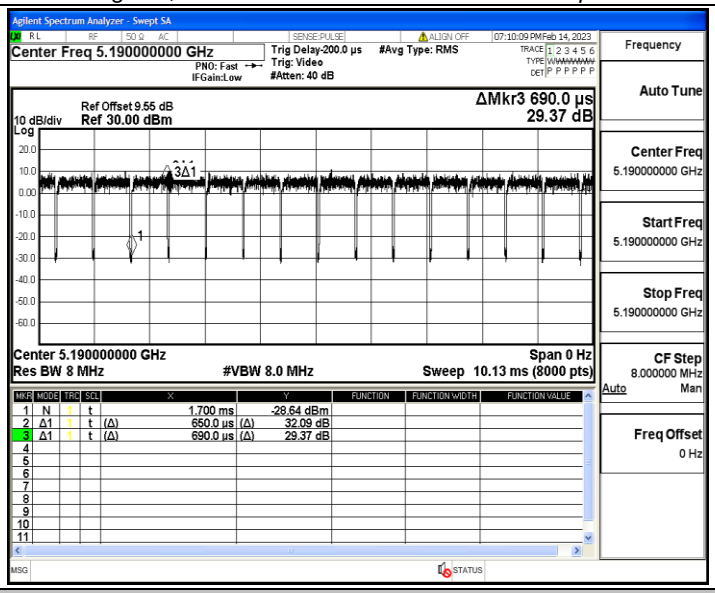

11N40SISO_Ant1_5230

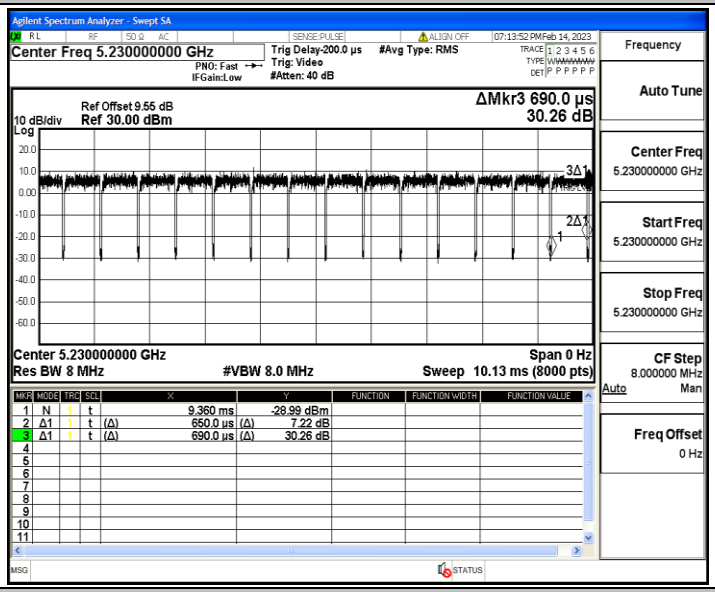

11AC20SISO_Ant1_5180

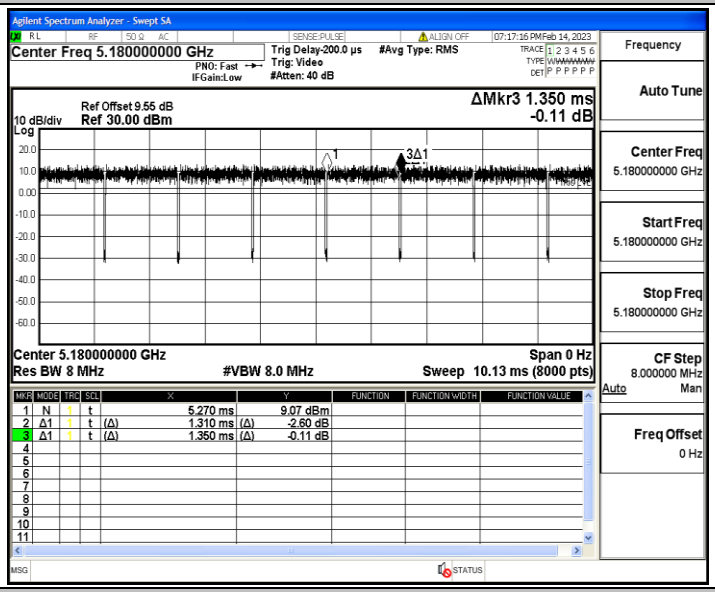

11AC20SISO_Ant1_5200

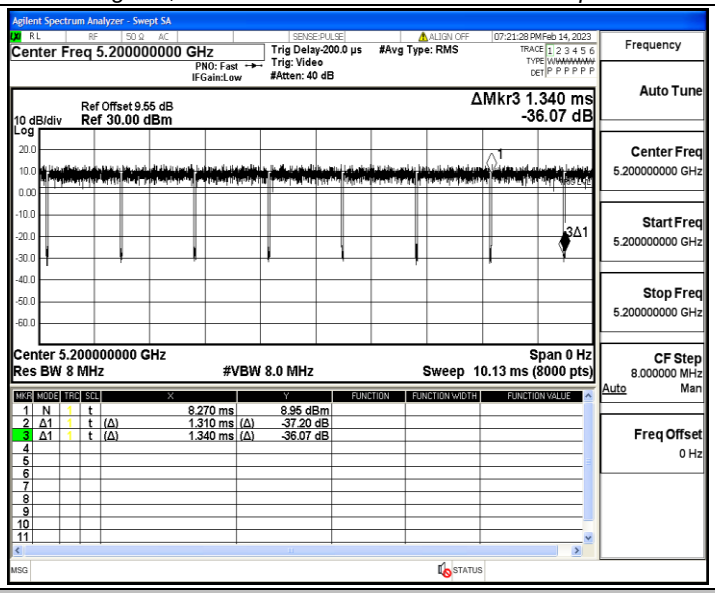

11AC20SISO_Ant1_5240

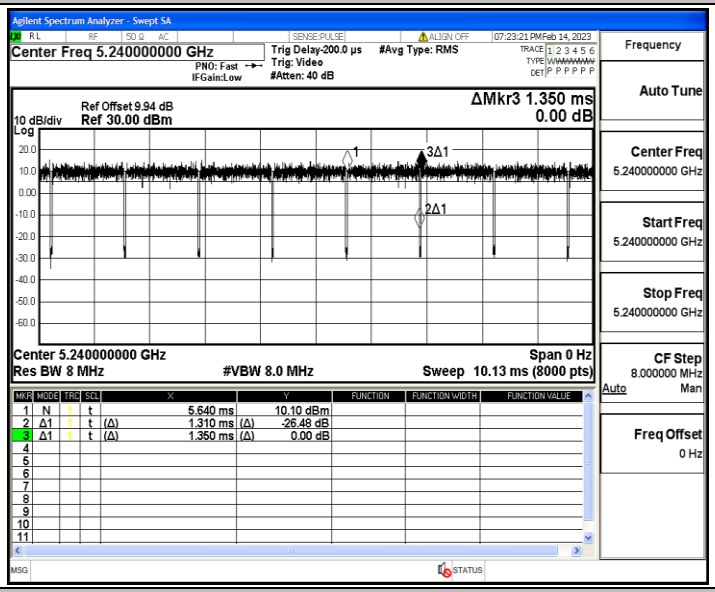

11AC40SISO_Ant1_5190

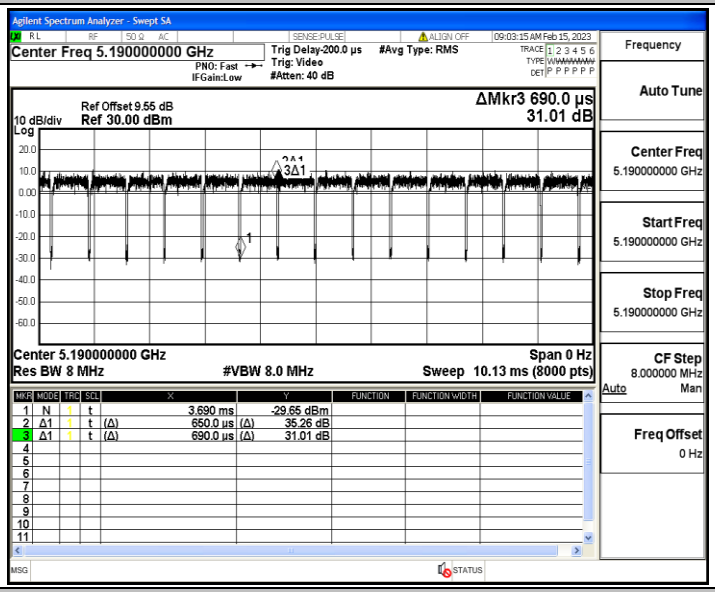

11AC40SISO_Ant1_5230

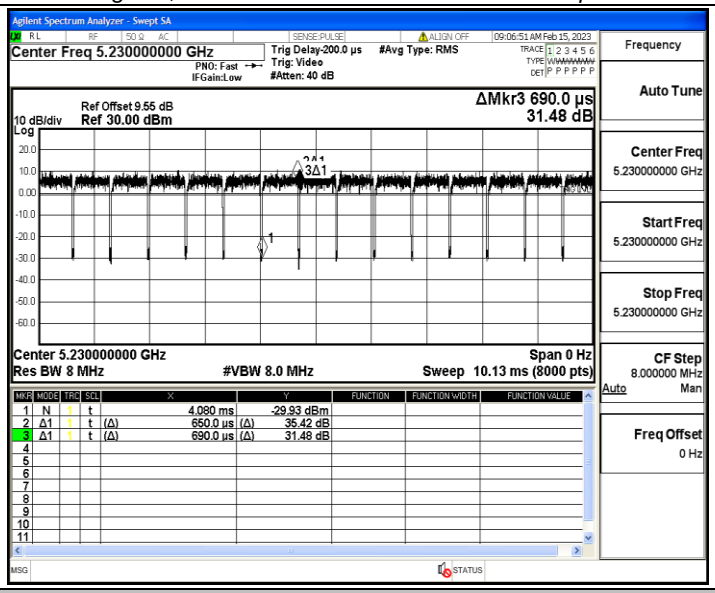
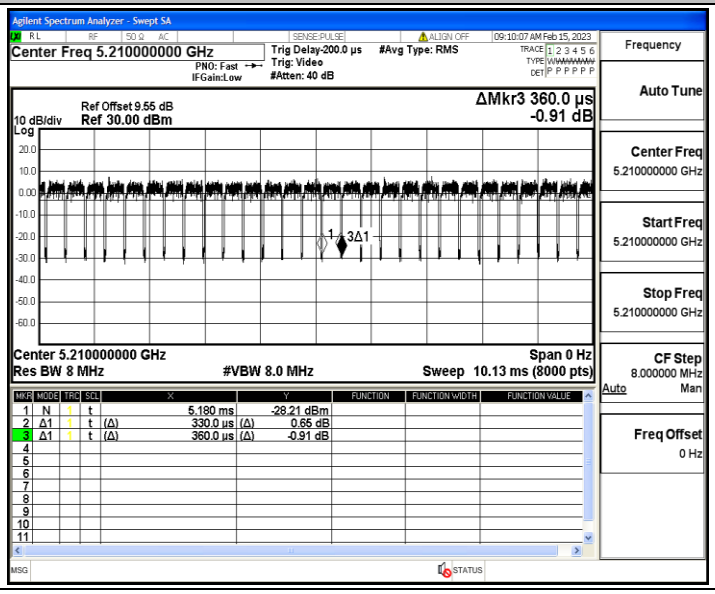
11AC80SISO_Ant1_5210