AppendixA: DTS Bandwidth

Test Result

Test Mode	Antenna	Frequency[MHz]	DTS BW [MHz]	Limit[MHz]	Verdict
BLE_1M	Ant1	2402	0.7202	0.5	PASS
BLE_1M	Ant1	2440	0.7587	0.5	PASS
BLE_1M	Ant1	2480	0.7484	0.5	PASS

Test Graphs

BLE_1M-Ant1-2402

BLE_1M-Ant1-2440

BLE_1M-Ant1-2480

/

AppendixB: Occupied Channel Bandwidth

Test Result

Test Mode	Antenna	Frequency[MHz]	OCB [MHz]	FL[MHz]	FH[MHz]	Limit[MHz]	Verdict
BLE_1M	Ant1	2402	1.1090	2401.4541	2402.5631	---	---
BLE_1M	Ant1	2440	1.1112	2439.4565	2440.5677	---	---
BLE_1M	Ant1	2480	1.1067	2479.4572	2480.5639	---	---

Test Graphs

BLE_1M-Ant1-2402

BLE_1M-Ant1-2440

BLE_1M-Ant1-2480

/

AppendixC: Maximum conducted output power

Test Result Peak

Test Mode	Antenna	Frequency[MHz]	Conducted Peak Powert[dBm]	Conducted Limit[dBm]	EIRP[dBm]	EIRP Limit[dBm]	Verdict
BLE_1M	Ant1	2402	0.85	≤30	0.85	≤36	PASS
BLE_1M	Ant1	2440	1.19	≤30	1.19	≤36	PASS
BLE_1M	Ant1	2480	0.99	≤30	0.99	≤36	PASS

Test Graphs Peak

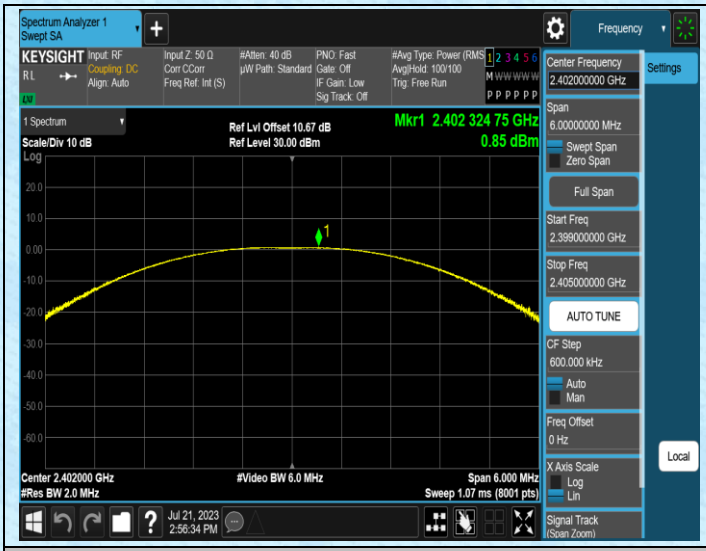

BLE_1M-Ant1-2402

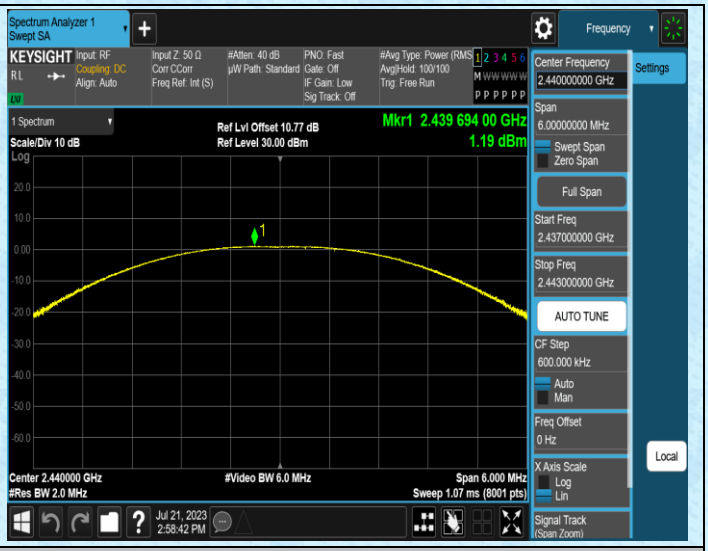

BLE_1M-Ant1-2440

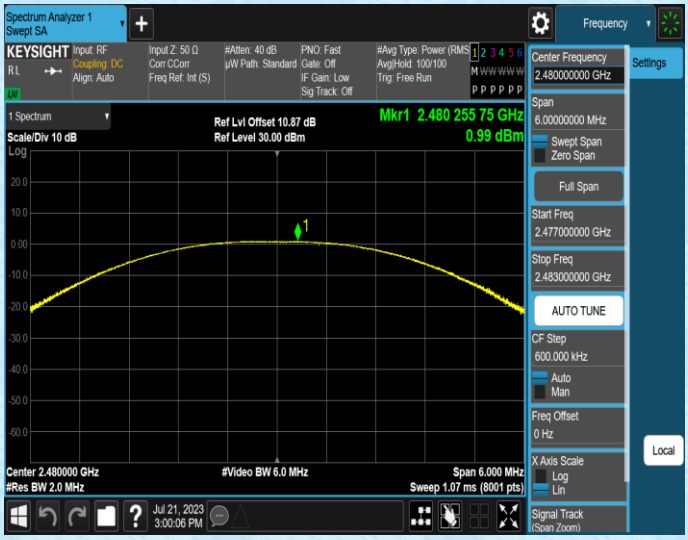

BLE_1M-Ant1-2480

/

AppendixD: Maximum power spectral density

Test Result

Test Mode	Antenna	Frequency[MHz]	Result[dBm/3kHz]	Limit[dBm/3kHz]	Verdict
BLE_1M	Ant1	2402	-10.52	≤8.00	PASS
BLE_1M	Ant1	2440	-10.05	≤8.00	PASS
BLE_1M	Ant1	2480	-10.29	≤8.00	PASS

Test Graphs

BLE_1M-Ant1-2402

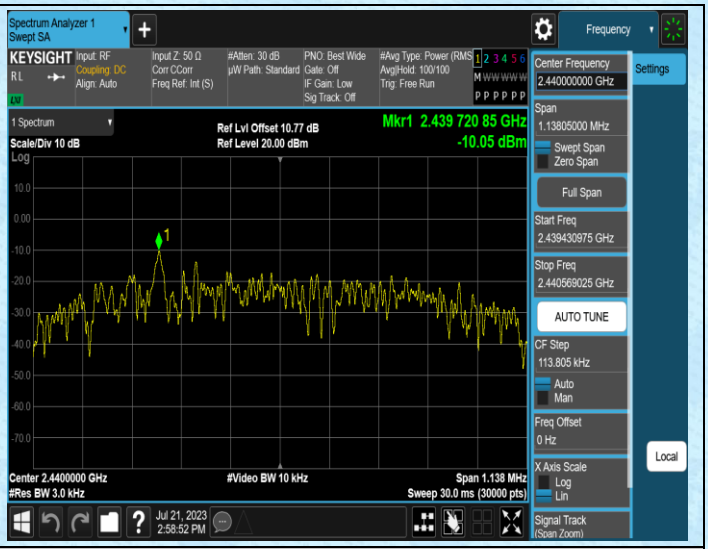

BLE_1M-Ant1-2440

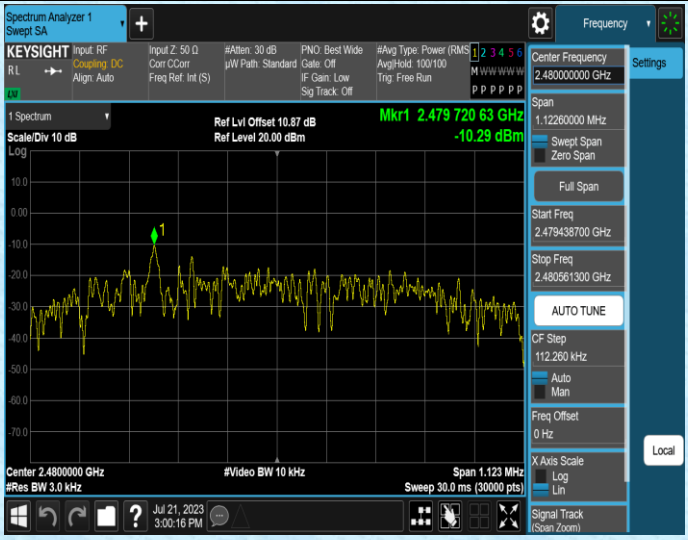

BLE_1M-Ant1-2480

/

/

AppendixF:Band edge measurements

Test Result

Test Mode	Antenna	ChName	Frequency[MHz]	RefLevel[dBm]	Result[dBm]	Limit[dBm]	Verdict
BLE_1M	Ant1	Low	2402	0.39	-45.91	≤-19.61	PASS
BLE_1M	Ant1	High	2480	0.58	-49.54	≤-19.42	PASS

Test Graphs

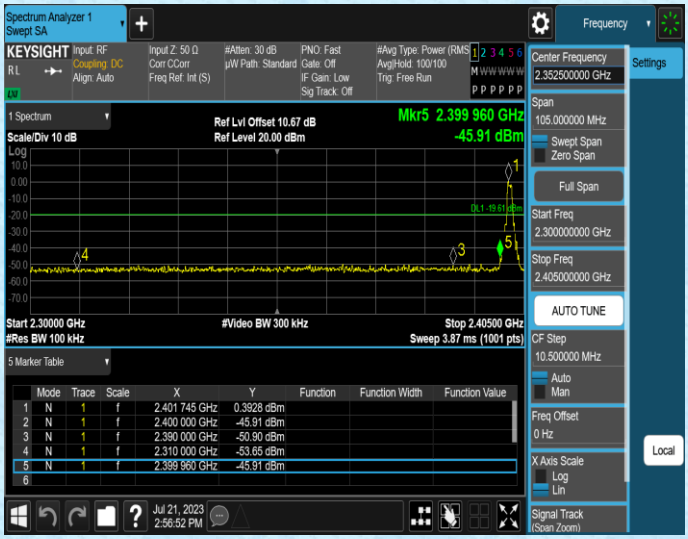

BLE_1M-Ant1-2402

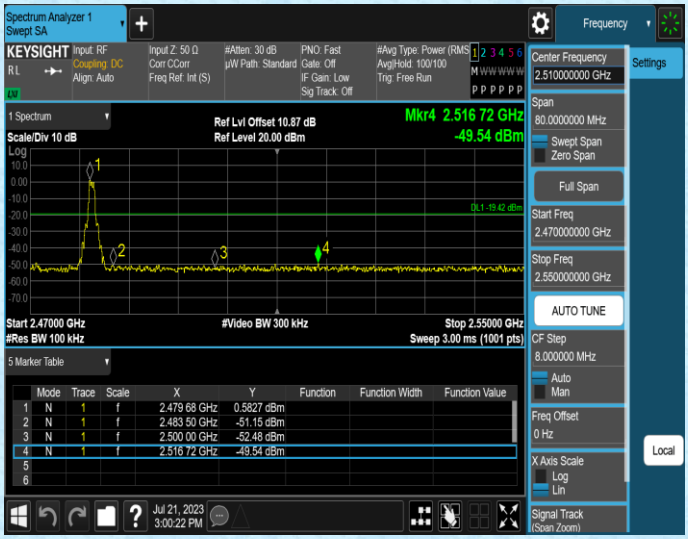

BLE_1M-Ant1-2480

AppendixG:Conducted Spurious Emission

Test Result

Test Mode	Antenna	Frequency[MHz]	FreqRange [MHz]	RefLevel [dBm]	Result[dBm]	Limit[dBm]	Verdict
BLE_1M	Ant1	2402	0~Reference	0.41	0.41	---	PASS
BLE_1M	Ant1	2402	30~1000	0.41	-61.49	≤-19.59	PASS
BLE_1M	Ant1	2402	1000~26500	0.41	-28.8	≤-19.59	PASS
BLE_1M	Ant1	2440	0~Reference	0.85	0.85	---	PASS
BLE_1M	Ant1	2440	30~1000	0.85	-61.5	≤-19.15	PASS
BLE_1M	Ant1	2440	1000~26500	0.85	-27.9	≤-19.15	PASS
BLE_1M	Ant1	2480	0~Reference	0.63	0.63	---	PASS
BLE_1M	Ant1	2480	30~1000	0.63	-61.61	≤-19.37	PASS
BLE_1M	Ant1	2480	1000~26500	0.63	-29.09	≤-19.37	PASS

Test Graphs

BLE_1M-Ant1-2402-0~Reference

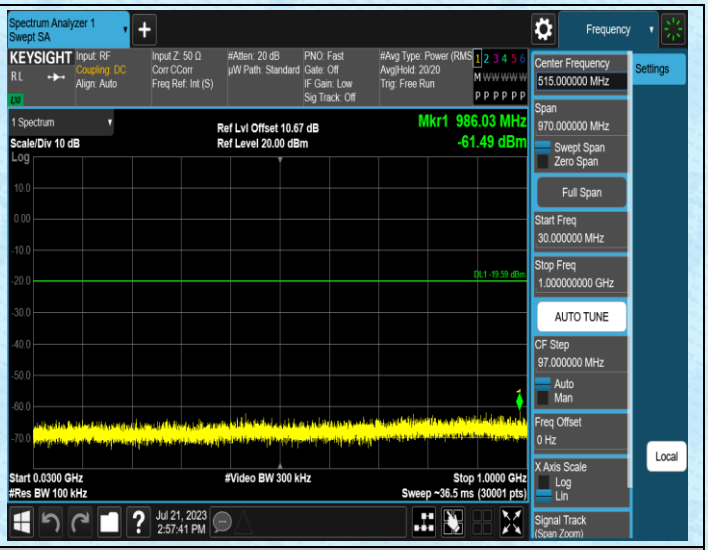

BLE_1M-Ant1-2402-30~1000

BLE_1M-Ant1-2402-1000~26500

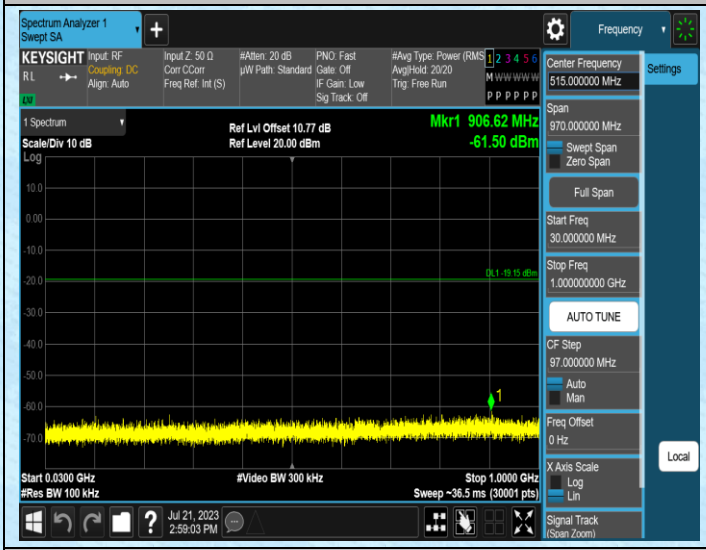

BLE_1M-Ant1-2440-0~Reference

BLE_1M-Ant1-2440-30~1000

BLE_1M-Ant1-2440-1000~26500

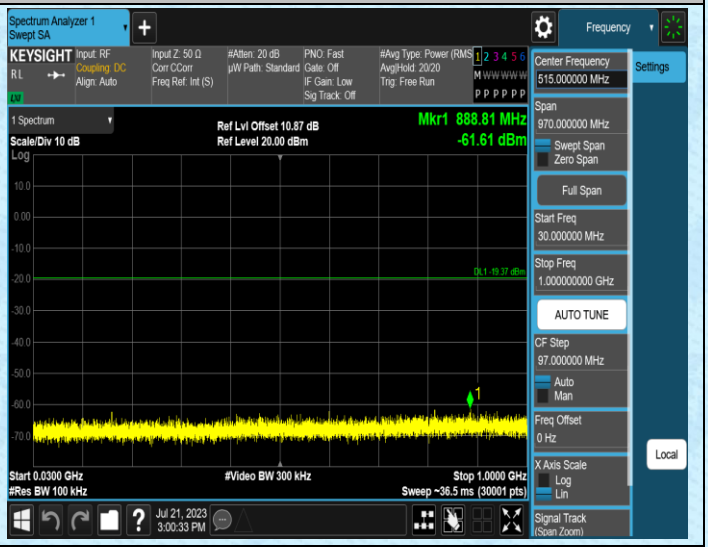

BLE_1M-Ant1-2480-0~Reference

BLE_1M-Ant1-2480-30~1000

/

BLE_1M-Ant1-2480-1000~26500

/

------End------