AppendixA: 20dB Emission Bandwidth

Test Result

Test Mode	Antenna	Frequency[MHz]	20db EBW[MHz]	FL[MHz]	FH[MHz]	Limit[MHz]	Verdict
DH5	Ant1	2402	1.050	2401.463	2402.513	---	---
DH5	Ant1	2441	1.059	2440.448	2441.507	---	---
DH5	Ant1	2480	1.056	2479.454	2480.510	---	---
2DH5	Ant1	2402	1.332	2401.328	2402.660	---	---
2DH5	Ant1	2441	1.314	2440.334	2441.648	---	---
2DH5	Ant1	2480	1.236	2479.376	2480.612	---	---
3DH5	Ant1	2402	1.260	2401.355	2402.615	---	---
3DH5	Ant1	2441	1.287	2440.358	2441.645	---	---
3DH5	Ant1	2480	1.257	2479.358	2480.615	---	---

Test Graphs

DH5-Ant1-2402

DH5-Ant1-2441

DH5-Ant1-2480

2DH5-Ant1-2402

2DH5-Ant1-2441

2DH5-Ant1-2480

3DH5-Ant1-2402

3DH5-Ant1-2441

3DH5-Ant1-2480

/

/

AppendixB: Occupied Channel Bandwidth

Test Result

Test Mode	Antenna	Frequency[MHz]	OCB [MHz]	FL[MHz]	FH[MHz]	Limit[MHz]	Verdict
DH5	Ant1	2402	0.95284	2401.5228	2402.4757	---	---
DH5	Ant1	2441	0.96007	2440.5179	2441.4780	---	---
DH5	Ant1	2480	0.96445	2479.5115	2480.4760	---	---
2DH5	Ant1	2402	1.1817	2401.4056	2402.5873	---	---
2DH5	Ant1	2441	1.1897	2440.4023	2441.5920	---	---
2DH5	Ant1	2480	1.1710	2479.4106	2480.5816	---	---
3DH5	Ant1	2402	1.2024	2401.3919	2402.5943	---	---
3DH5	Ant1	2441	1.2027	2440.3915	2441.5942	---	---
3DH5	Ant1	2480	1.2118	2479.3852	2480.5970	---	---

Test Graphs

DH5-Ant1-2402

DH5-Ant1-2441

DH5-Ant1-2480

2DH5-Ant1-2402

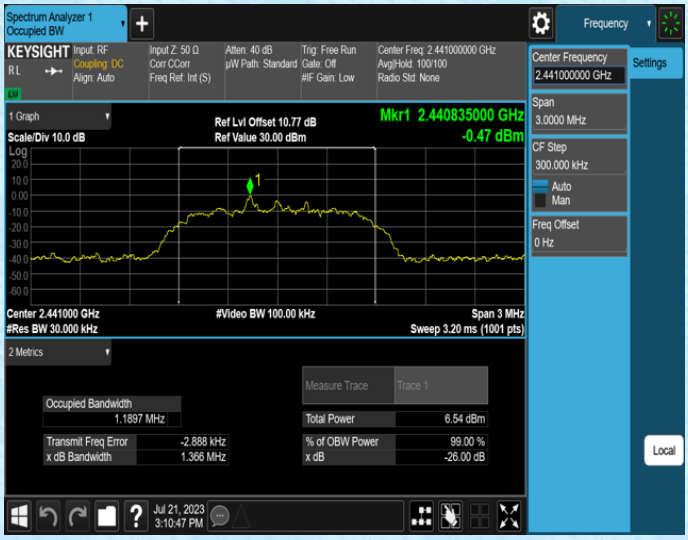

2DH5-Ant1-2441

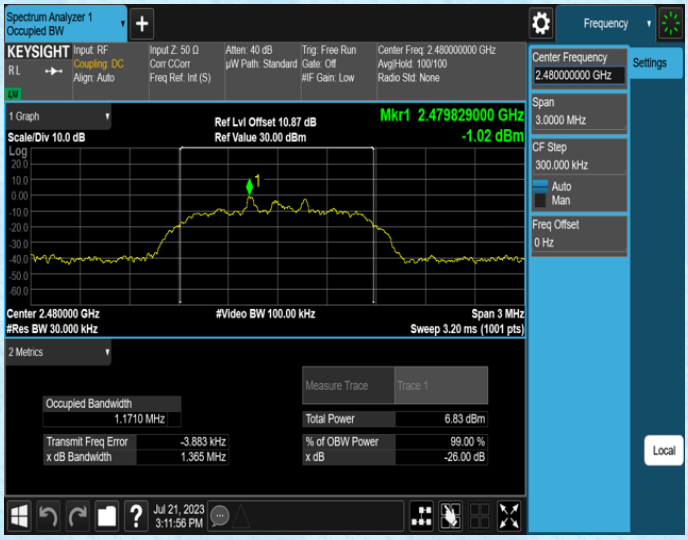

2DH5-Ant1-2480

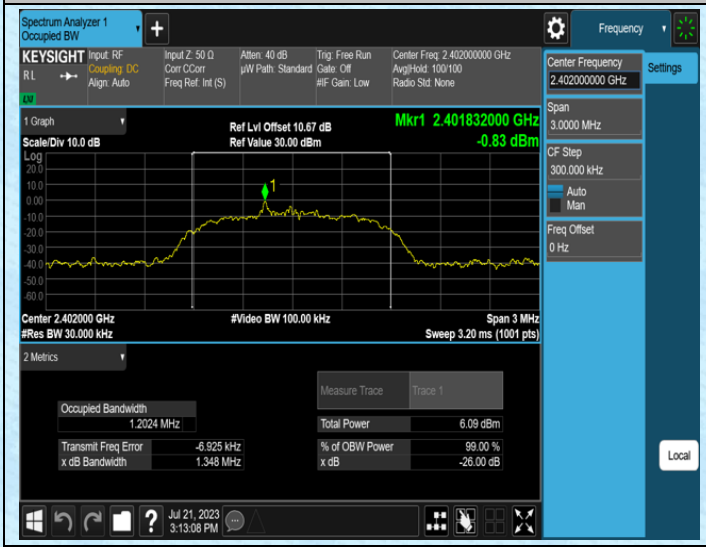

3DH5-Ant1-2402

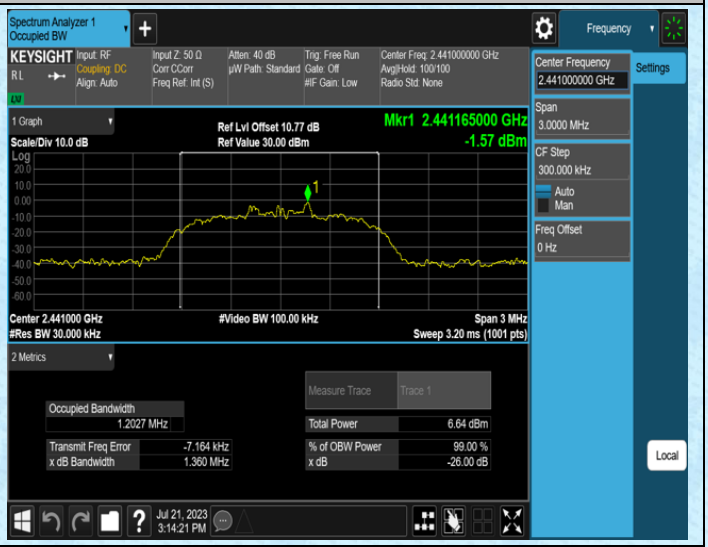

3DH5-Ant1-2441

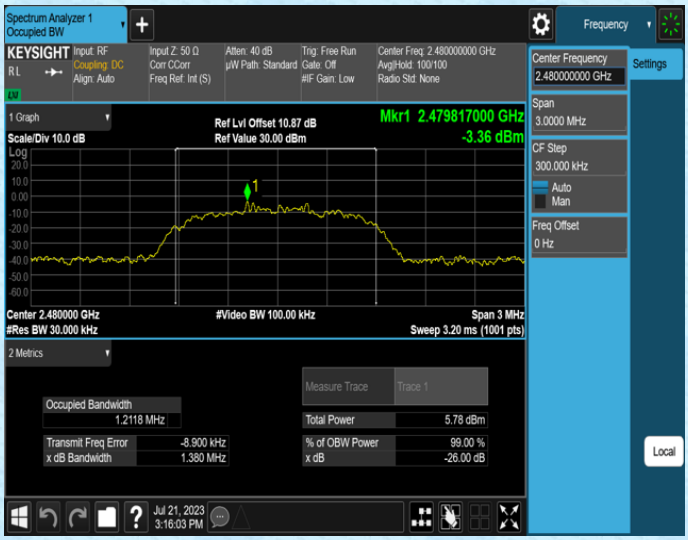

3DH5-Ant1-2480

/

AppendixC: Maximum conducted output power

Test Result Peak

Test Mode	Antenna	Frequency[MHz]	Conducted Peak Powert[dBm]	Conducted Limit[dBm]	Verdict
DH5	Ant1	2402	0.72	≤20.97	PASS
DH5	Ant1	2441	1.05	≤20.97	PASS
DH5	Ant1	2480	0.92	≤20.97	PASS
2DH5	Ant1	2402	0.60	≤20.97	PASS
2DH5	Ant1	2441	0.99	≤20.97	PASS
2DH5	Ant1	2480	0.90	≤20.97	PASS
3DH5	Ant1	2402	0.66	≤20.97	PASS
3DH5	Ant1	2441	1.02	≤20.97	PASS
3DH5	Ant1	2480	0.84	≤20.97	PASS

Test Graphs

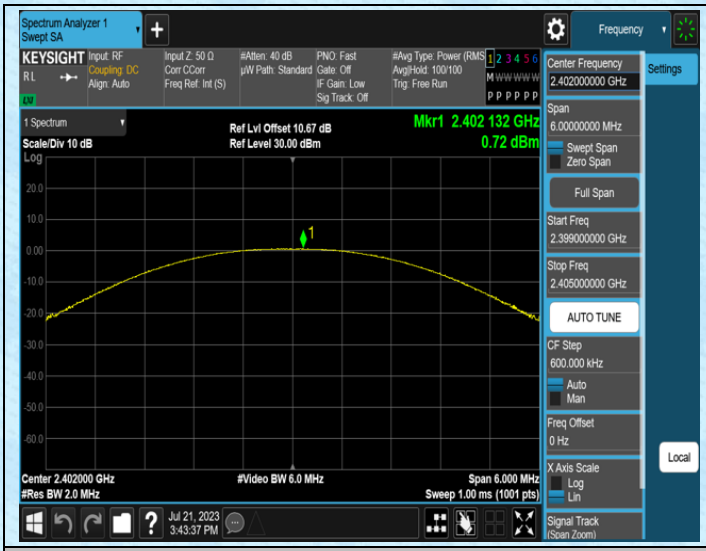

DH5-Ant1-2402

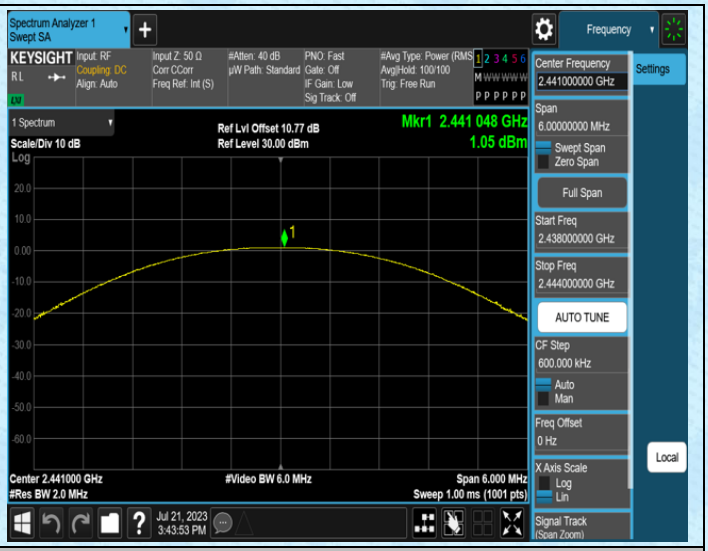

DH5-Ant1-2441

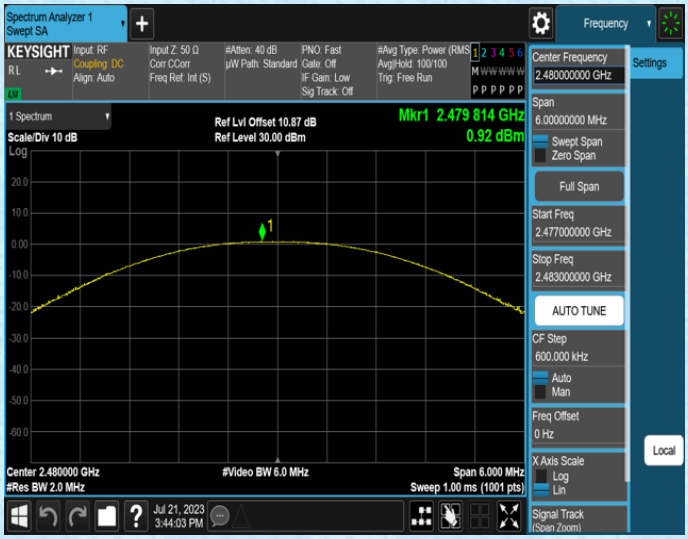

DH5-Ant1-2480

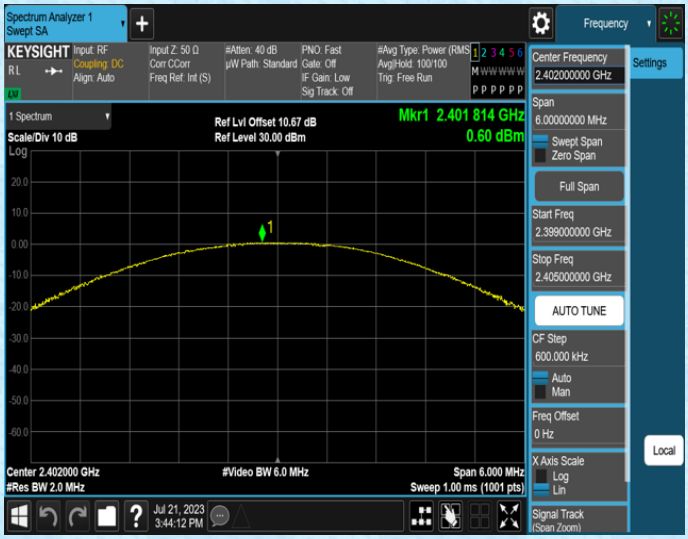

2DH5-Ant1-2402

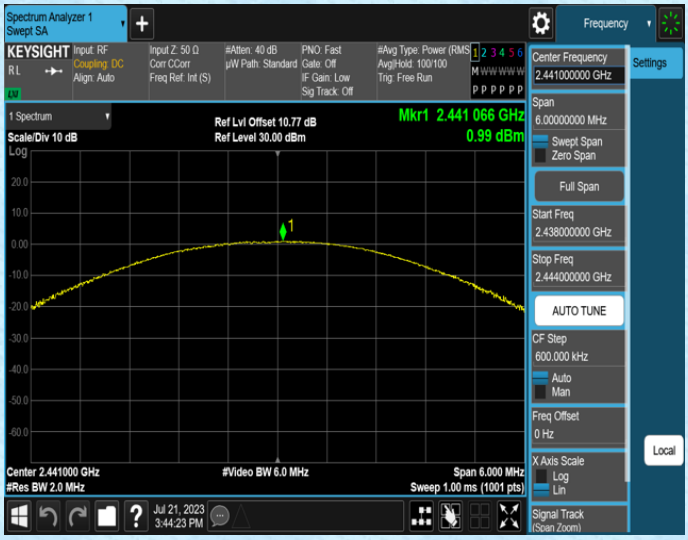

2DH5-Ant1-2441

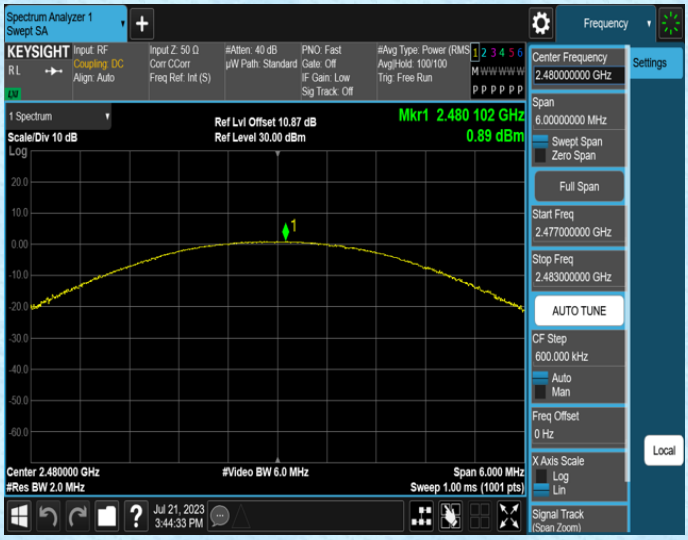

2DH5-Ant1-2480

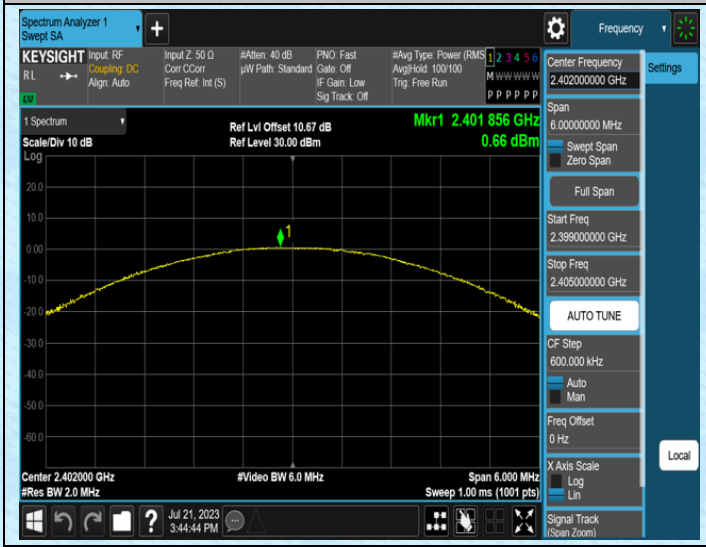

3DH5-Ant1-2402

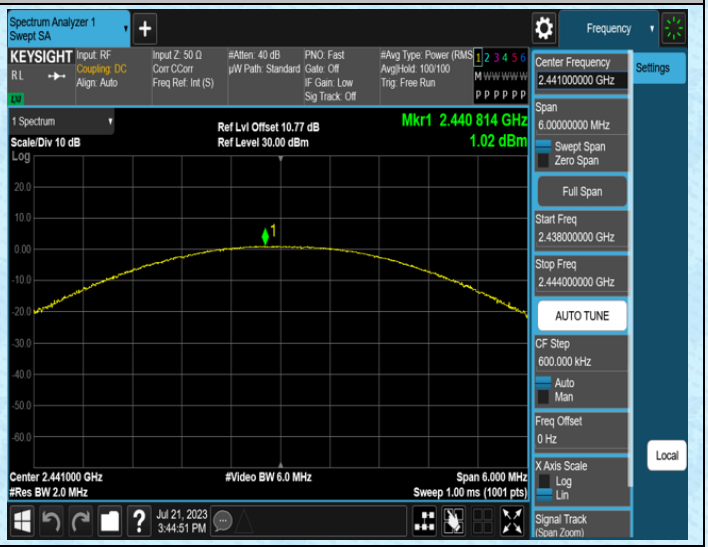

3DH5-Ant1-2441

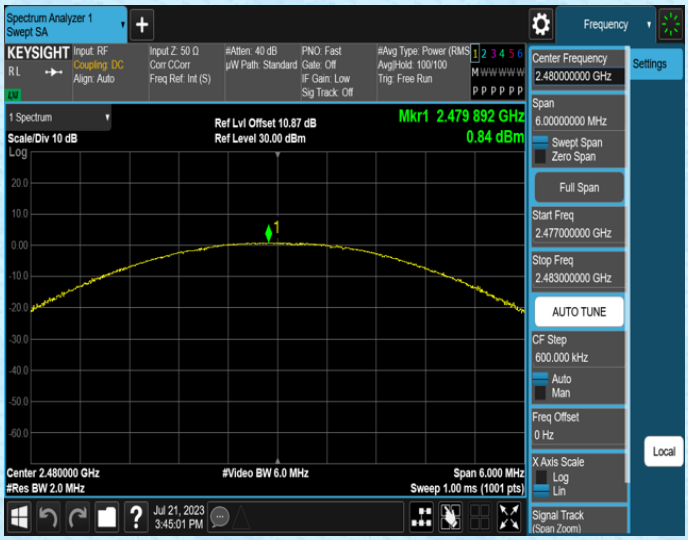

3DH5-Ant1-2480

/

/

AppendixD: Carrier frequency separation

Test Result

Test Mode	Antenna	Frequency[MHz]	Result[MHz]	Limit[MHz]	Verdict
DH5	Ant1	Hop	0.990	≥0.706	PASS
2DH5	Ant1	Hop	0.952	≥0.888	PASS
3DH5	Ant1	Hop	0.988	≥0.858	PASS

Test Graphs

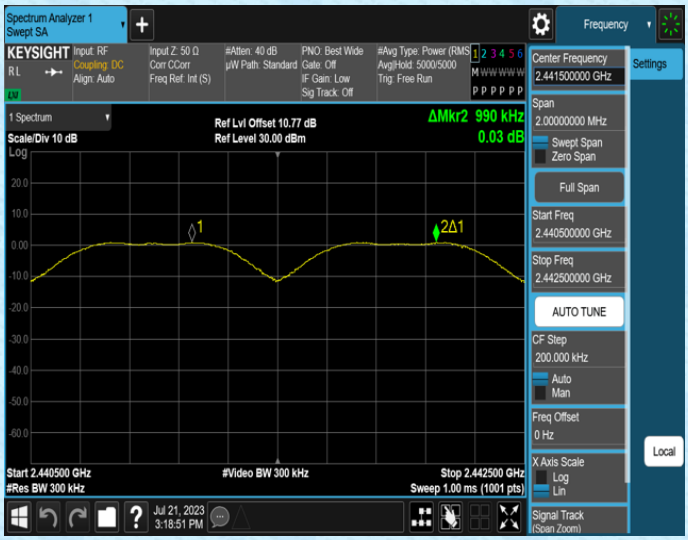

DH5-Ant1-Hop

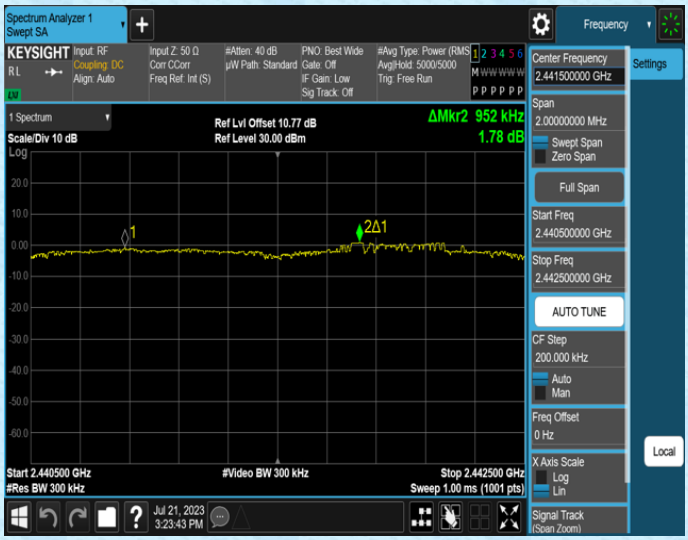

2DH5-Ant1-Hop

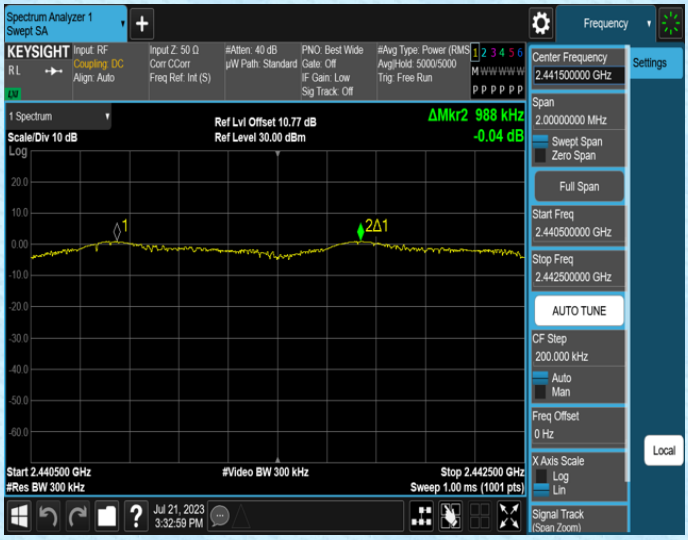

3DH5-Ant1-Hop

/

/

AppendixE: Time of occupancy

Test Result

Test Mode	Antenna	Frequency[MHz]	Burst Width [ms]	Total Hops [Num]	Result[s]	Limit[s]	Verdict
DH5	Ant1	Hop	2.892	106.67	0.308	≤0.4	PASS
DH1	Ant1	Hop	0.388	320	0.124	≤0.4	PASS
DH3	Ant1	Hop	1.644	160	0.263	≤0.4	PASS
2DH5	Ant1	Hop	2.885	106.67	0.308	≤0.4	PASS
2DH1	Ant1	Hop	0.386	320	0.124	≤0.4	PASS
2DH3	Ant1	Hop	1.638	160	0.262	≤0.4	PASS
3DH5	Ant1	Hop	2.888	106.67	0.308	≤0.4	PASS
3DH1	Ant1	Hop	0.385	320	0.123	≤0.4	PASS
3DH3	Ant1	Hop	1.637	160	0.262	≤0.4	PASS

Note:

DH5/2DH5/3DH5:TotalHops=1600/79/6*0.4*79

DH5/2DH5/3DH5: Time of occupancy=TotalHops* (BurstWidth) /1000

DH3/2DH3/3DH3:TotalHops=1600/79/4*0.4*79

DH3/2DH3/3DH3: Time of occupancy=TotalHops* (BurstWidth) /1000

DH1/2DH1/3DH1:TotalHops=1600/79/2*0.4*79

DH1/2DH1/3DH1: Time of occupancy=TotalHops* (BurstWidth) /1000

Test Graphs

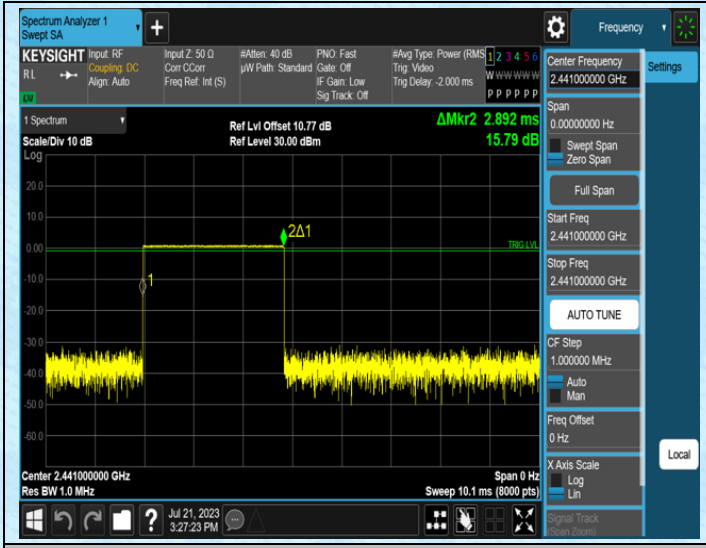

DH5-Ant1-Hop

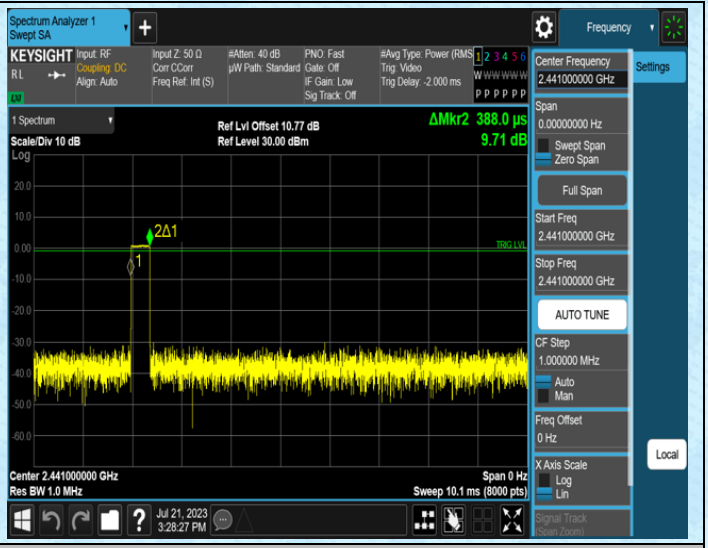

DH1-Ant1-Hop

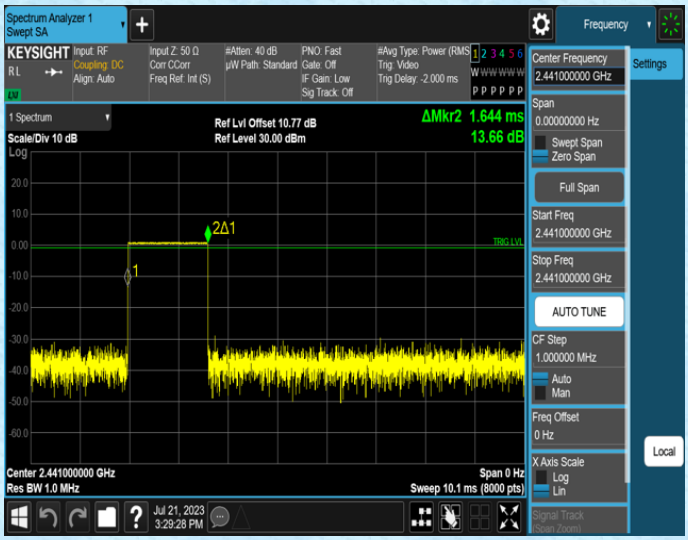

DH3-Ant1-Hop

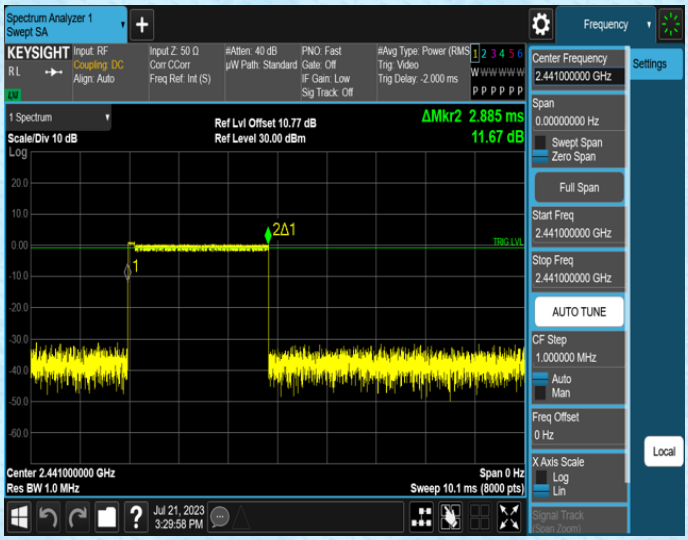

2DH5-Ant1-Hop

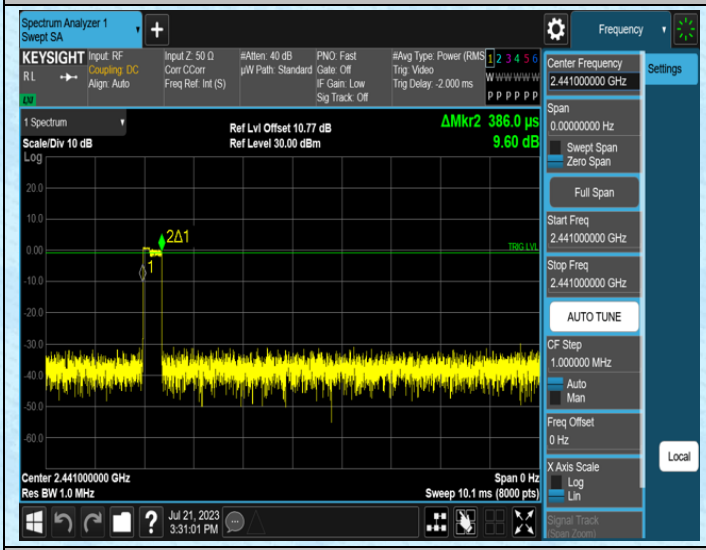

2DH1-Ant1-Hop

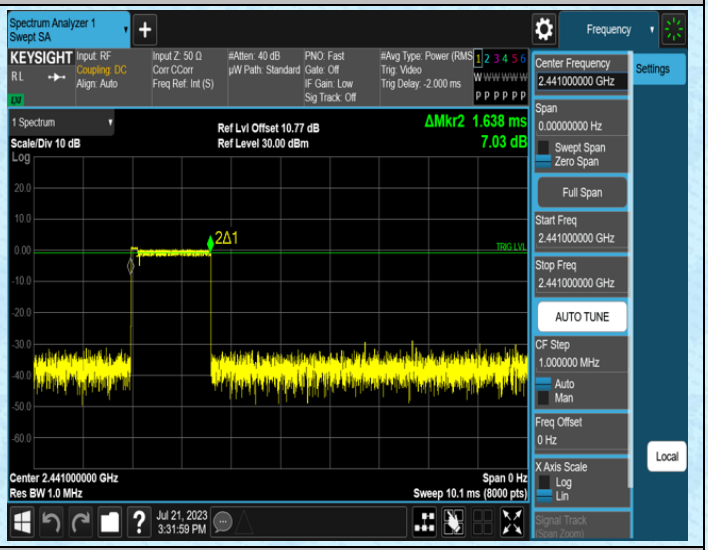

2DH3-Ant1-Hop

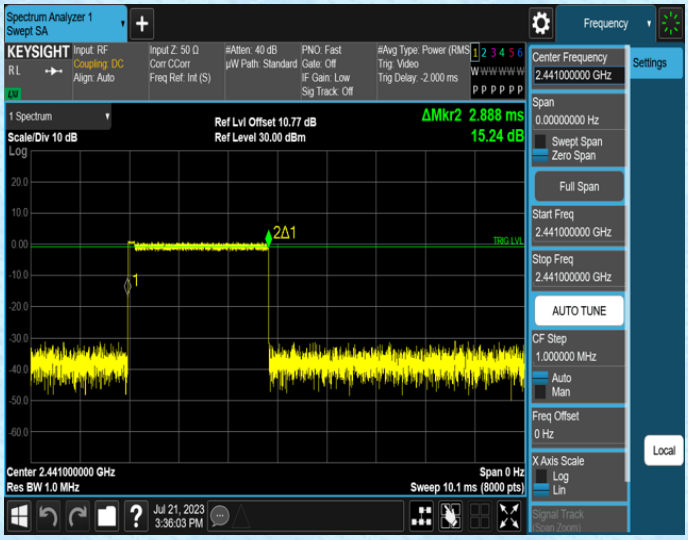

3DH5-Ant1-Hop

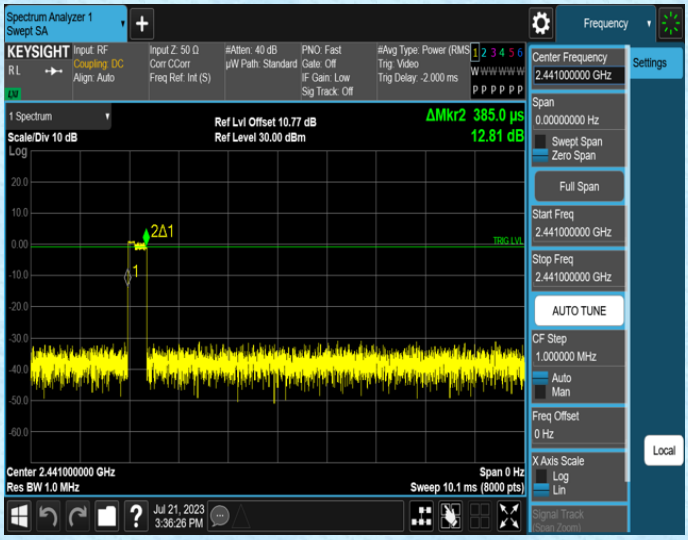

3DH1-Ant1-Hop

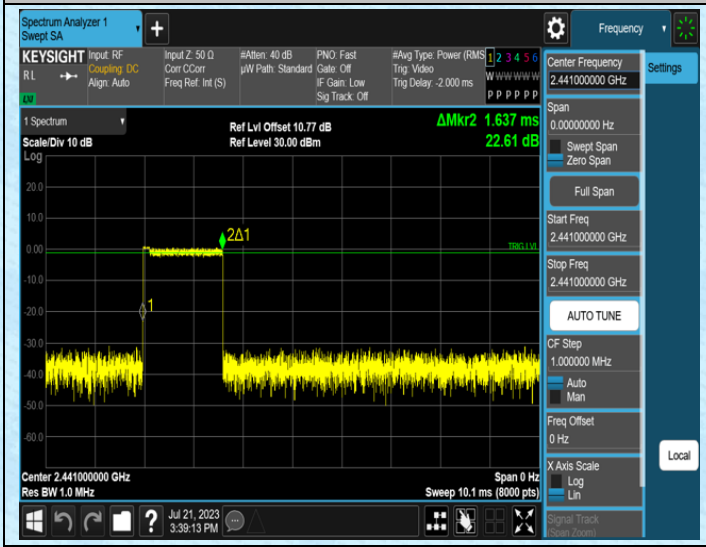

3DH3-Ant1-Hop

/

/