POWERPEAK
empower your life™

PORTABLE CHARGER
WIRELESS

USB-C PD + Fast Charge Multi-Port Charger

PowerPro W15
10000mAh Compact Portable Charger

USER GUIDE

Thank you for purchasing a PowerPeak portable charger.
For optimum performance and safety while using this product, please read these instructions carefully before operating the product. Please keep this manual for future reference.

Product Specifications:

Capacity（Mah): 10000

Conversion rates: 70%

PD Power (W): 20W

Wireless Output:15W

Micro Input: 5V/2A, 9V/2A, 12V/1.5A

Type-C PD Input: 5V/3A, 9V/2A, 12V/1.5A

Type-C PD Output: 5V/3A , 9V/2.22A, 12V/1.67A

USB Output 1: 5V/4.5A, 4.5V/5A, 9V/2A, 12V/1.5A

USB Output 2: 5V/3A, 9V/2A, 12V/1.5A

Digital Display Indicator:

1- 0-100 indicates the percentage of the product's remaining power.

2- When the product is being charged, the LED light will blink.
3- While wireless charging, the Green light will display.

Important safeguards & precautions

1. This Unit is for indoor use only.
2. Do not expose to dust, direct sunlight, wet weather conditions or high humidity.
3. Do not expose the unit to splashing, dripping rain or moisture. Do not immerse in liquid.
4. Do not disassemble; there are no serviceable parts inside.
5. Do not use if the equipment is damaged.
6. Never carry the unit by its cables.
7. For external cleaning, use a soft, clean, damp cloth only.
8. Use of detergents may damage the surface finish.
9. Only use the cables that are supplied with this equipment.
10. The socket-outlet shall be installed near the equipment and shall be easily accessible.
11. If the power cable is damaged, it must be replaced by the manufacturer.
12. This device is not designed to be used by anyone (including children) with impaired physical, sensory, mental capacity, or by anyone without appropriate experience or knowledge unless they have received prior guidance or instructions related to the use of this device from someone who is responsible for their safety. Children should be supervised to ensure that they do not play with the device.
13. Ensure that the cables do not impair or effect the use of the vehicle in any way.

Charging Instructions

To Charge Portable Charger:
Using the included USB cable, connect the USB end to a computer or AC/USB charger, Then connect the microUSB end to the portable charger.

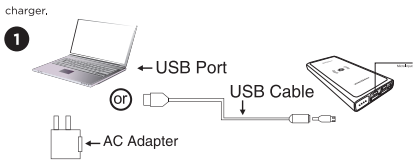

To Charge Device (Smartphone or Tablet):
Connect your devices USB cable's USB end to the portable charger and the other end to your device.

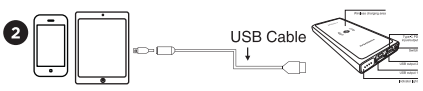

FOB (Foreign Object Detection)

When the charger detects metal or another object between your phone and the charging surface, the green light will flash rapidly. Please remove your phone from the charger and remove the obstruction before attempting to place your phone on the charger. Using the charger with an obstruction could damage your phone and the charger and is dangerous.

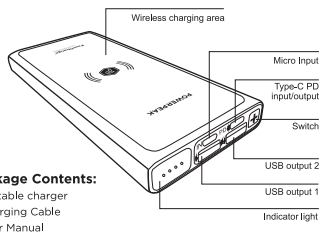

Package Contents:

- Portable charger
- Charging Cable
- User Manual

Conditions of use

Using a non-approved charger may damage the wireless charging station or cause the unit to malfunction. To ensure that the mobile device charges properly, remove any obstacle between the charging surface and mobile device. Also ensure that the mobile device is correctly positioned on the charging surface. The wireless charging system may not work properly if your mobile device has a thick protective case, if your case is thick, remove it before placing the mobile device on the wireless charger. If you use the wireless charger in an area with a poor signal, you may lose the network connectivity. To save energy, please unplug the charger when not in use.

During the wireless charging process, the phone backing (or case) cannot have any coins, bank cards, metals or magnetic products in the charging area. Failure to follow this warning can result in dangerous overheating and product failure

POWERPEAK
empower your life™

FCC STATEMENT :

This device complies with Part 15 of the FCC Rules. Operation is subject to the following two conditions:
(1) This device may not cause harmful interference, and
(2) This device must accept any interference received, including interference that may cause undesired operation.
Warning: Changes or modifications not expressly approved by the party responsible for compliance could void the user's authority to operate the equipment.

NOTE: This equipment has been tested and found to comply with the limits for a Class B digital device, pursuant to Part 15 of the FCC Rules. These limits are designed to provide reasonable protection against harmful interference in a residential installation. This equipment generates uses and can radiate radio frequency energy and, if not installed and used in accordance with the instructions, may cause harmful interference to radio communications. However, there is no guarantee that interference will not occur in a particular installation. If this equipment does cause harmful interference to radio or television reception, which can be determined by turning the equipment off and on, the user is encouraged to try to correct the interference by one or more of the following measures:
Reorient or relocate the receiving antenna.
Increase the separation between the equipment and receiver.
Connect the equipment into an outlet on a circuit different from that to which the receiver is connected.
Consult the dealer or an experienced radio/TV technician for help.

RF warning statement:
The device has been evaluated to meet general RF exposure requirement. The device can be used in portable exposure condition without restriction.