oladance

Oladance OWS XX
产品说明书

List of items

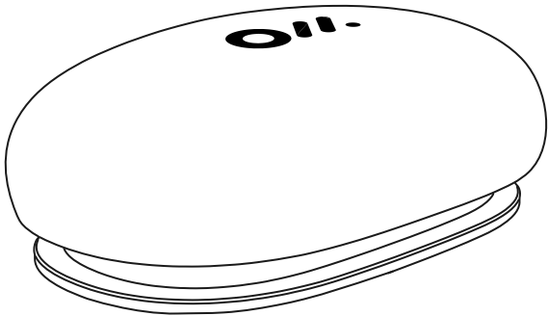

BT Controller x 1

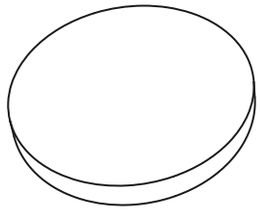

Button cell x 1



QSG x 1

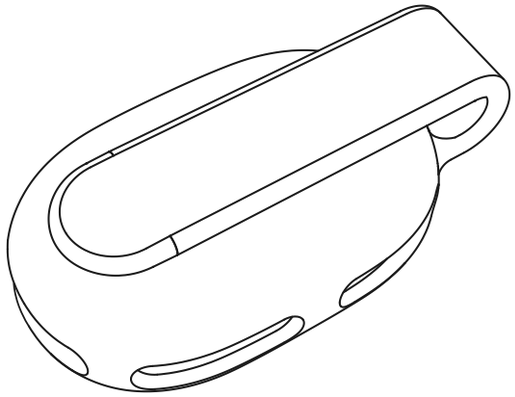

Silicone protective sleeve clip * x 1

** As an optional accessory, this accessory can be used to protect/secure buttons if needed.

Control intercom

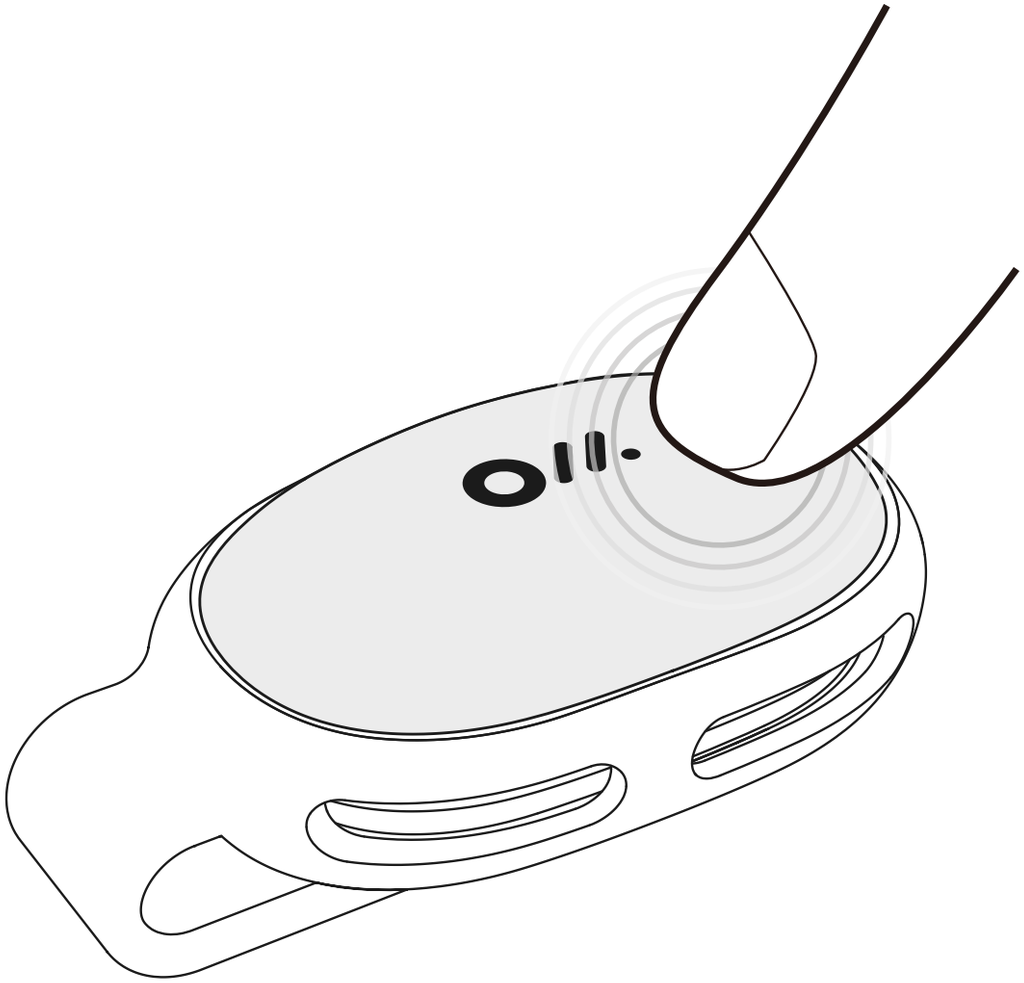

Long press to start

Intercom in progress

Long press to end

The intercom message is sent and the intercom ends

Control Music

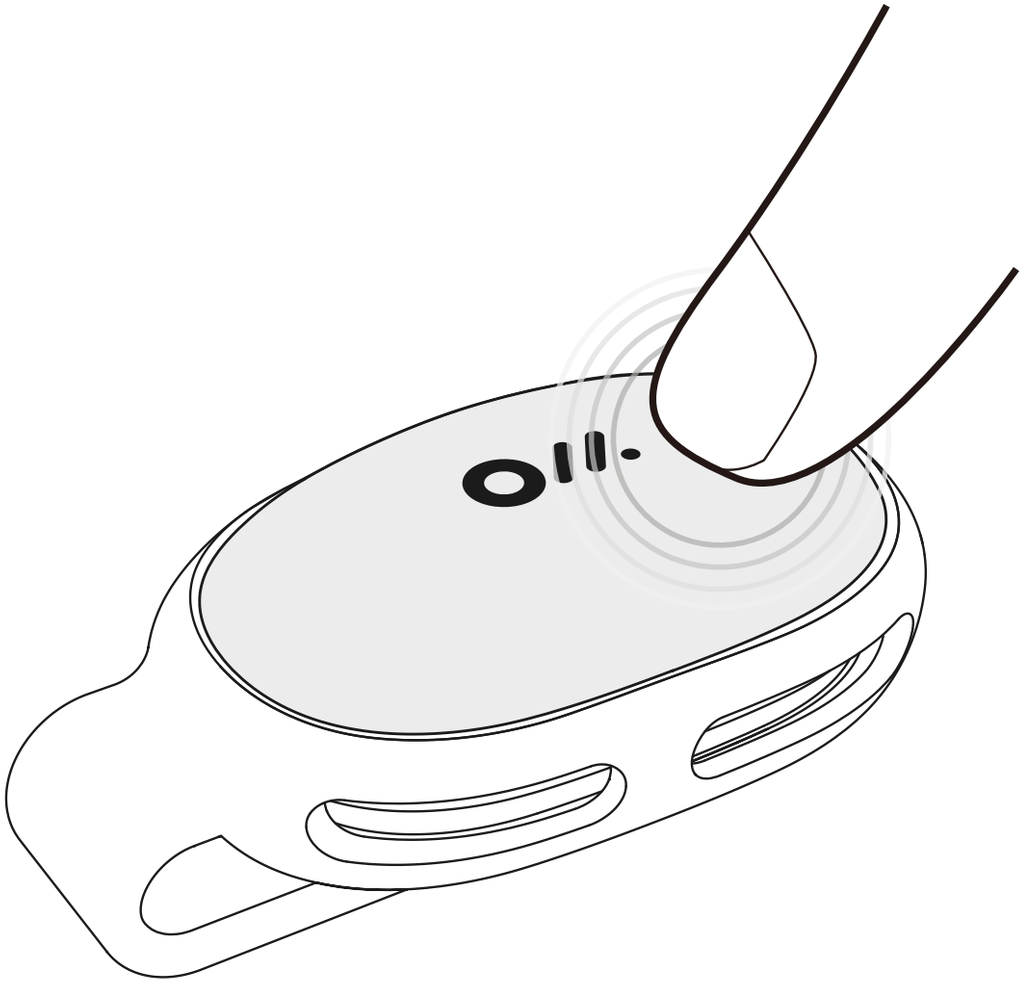

Click	Double click	Three strikes
▷ II	⏭	⏮
Play/Pause	Play the next song	Play the previous song

Make Phone Call

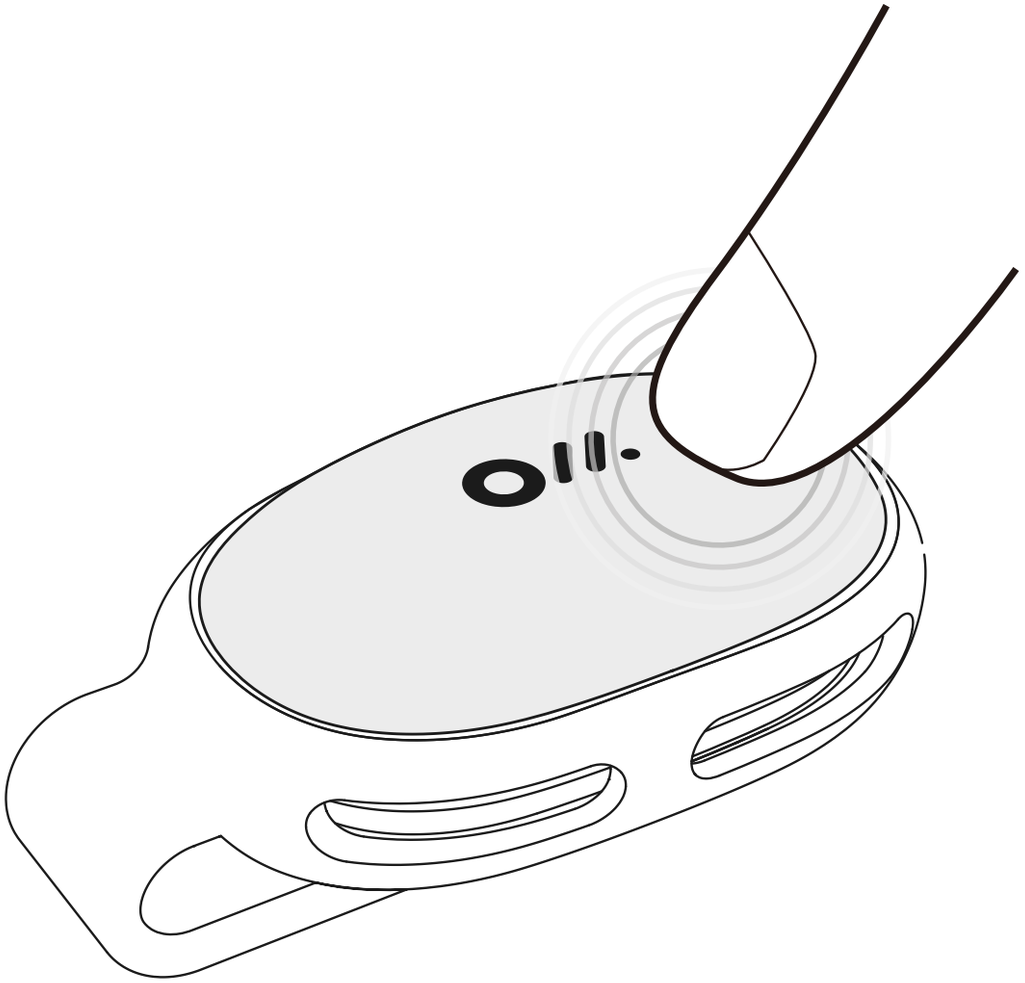

Click

Answer

Double click

hang up/reject call

Indicator light description

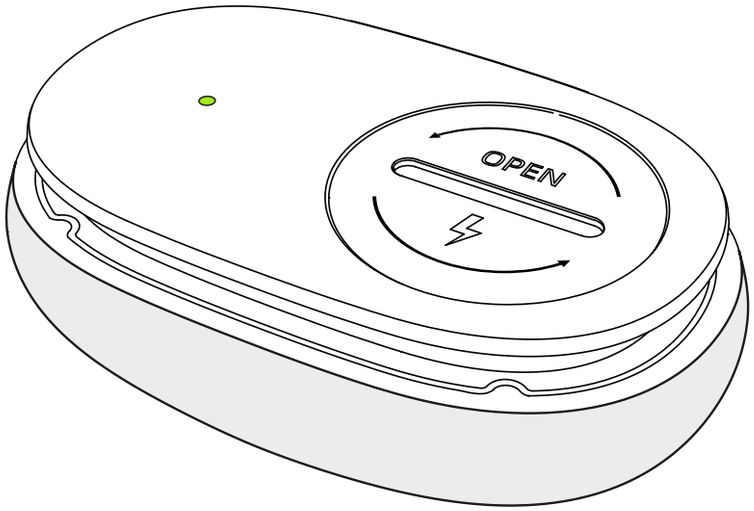

Flashing red light: button battery low

White light flashing:
no connection/pairing status

How to replace the battery ?

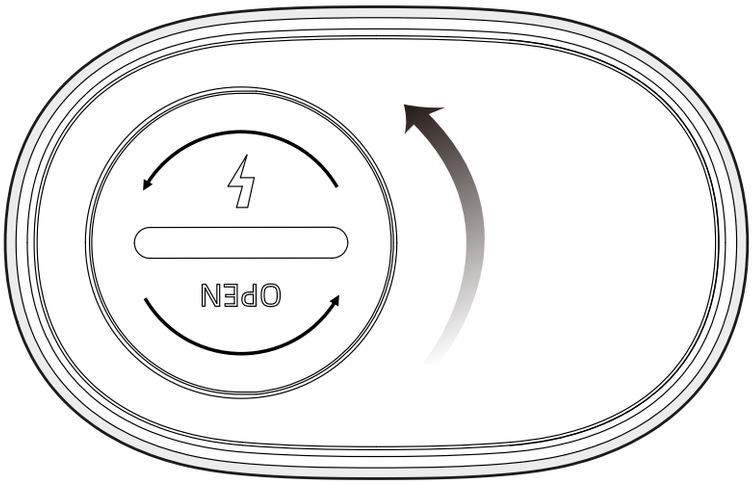

1. Rotate in the direction shown in the diagram to open the battery cover
2. Replace with a new button cell

Product name	Oladance Controller
Product model	OLA004

Disposal and Recycling Information

This symbol (with or without a solid bar) on the device, batteries (included), and / or the packaging, indicates that the device and its electrical accessories (for example, a headset, adapter or cable) and batteries should not be disposed of as household garbage.

Battery warning

The built-in lithium battery of the product is forbidden to be disassembled, impacted, extruded or put into fire. The battery under the very low air pressure may result in explosion or flammable liquid or gas leakage. Avoid the battery in a high-temperature environment or being exposed to strong sunlight to avert explosion. Don't use the battery continuously in case of serious ballooning. The battery shall be handled pursuant to the local regulations and shall not be disposed as household garbage. Don't try to repair, remove or refit the battery. The explosion may happen if the battery is replaced by the one subject to incorrect model. Don't compress or puncture the battery with hard object. The battery leakage, overheating or outbreak of a fire may occur if the battery is destroyed.

CE

Declaration of Conformity:

Hereby, Shenzhen Dancing Future Technology Ltd., declares that the radio equipment type OLA004 is in compliance with Directive 2014/53/EU.The full text of the EU declaration of conformity is available at the following internet address: http://oladance.com.cn

SAR: RF exposure information: The EIRP power of the device at maximal case is below the exempt condition, 20mW specified in EN 62479: 2010. RF exposure assessment has been performed to prove that this unit will not generate the harmful EM emission above the reference level as specified in EC Council Recommendation (1999/519/EC).

FCC Statement

This device complies with part 15 of the FCC Rules. Operation is subject to the following two conditions:
(1) this device may not cause harmful interference, and (2) this device must accept any interference received, including interference that may cause undesired operation.
Changes or modifications not expressly approved by the party responsible for compliance could void the user's authority to operate the equipment.
NOTE: This equipment has been tested and found to comply with the limits for a Class B digital device, pursuant to part 15 of the FCC Rules. These limits are designed to provide reasonable protection against harmful interference in a residential installation. This equipment generates uses and can radiate radio frequency energy and, if not installed and used in accordance with the instructions, may cause harmful interference to radio communications. However, there is no guarantee that interference will not occur in a particular installation. If this equipment does cause harmful interference to radio or television reception, which can be determined by turning the equipment off and on, the user is encouraged to try to correct the interference by one or more of the following measures:

- Reorient or relocate the receiving antenna.
- Increase the separation between the equipment and receiver.
- Connect the equipment into an outlet on a circuit di□erent from that to which the receiver is connected.

- Consult the dealer or an experienced radio/TV technician for help important announcement.

RF warning statement

The device has been evaluated to meet general RF exposure requirement. The device can be used in portable exposure condition without restriction.

Le présent appareil est conforme aux CNR d'Industrie Canada applicables aux appareils radio exempts de licence. L'exploitation est autorisée aux deux conditions suivantes :
(1) l'appareil nedoit pas produire de brouillage, et
(2) l'utilisateur de l'appareil doit accepter tout brouillage radioélectrique subi, même si le brouillage est susceptible d'en compromettre le fonctionnement."

R 201-230368

BT Controller Connection

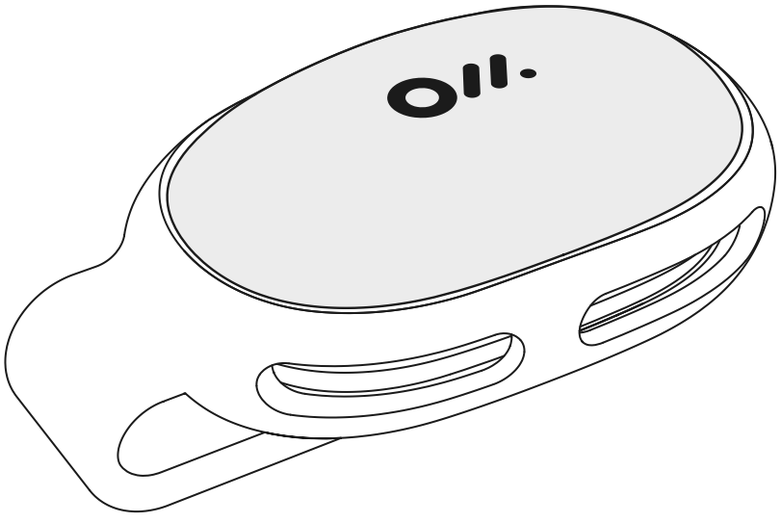

1. Press the button to automatically turn on the machine.
2. Select a device such as "BTN_ABCD" in the Oladance App.
3. Pairing was successful through authentication information from the app.
4. When the button is idle for 60 minutes, enter the shutdown mode.

Download on the App Store

GET IT ON Google Play

Download the Oladance APP
to enjoy more customization and cool feature.

Important Note:
Radiation Exposure Statement

This equipment complies with FCC radiation exposure limits set forth for an uncontrolled environment. This equipment should be installed and operated with minimum distance 0cm between the radiator and your body.

This transmitter must not be co-located or operating in conjunction with any other antenna or transmitter.

Warning: ⚠

1. Don't place the product into a liquid environment or avoid the product exposed to high humidity
2. Avoid extrusion to avert the damage to the product
3. Don't attempt to dismantle the product. Put the product in a cool and dry place to keep it dry if stored for a long time
4. Avoid touching the strong magnet to prevent the magnetic headset from being demagnetized.
5. Avoid the dusty, wet and dirty environment where the electronic circuit of the equipment may be damaged if being used.
6. Don't Use the equipment at the moment of thunderstorm because the thunderstorm may incur equipment fault or shock hazard.
7. Don't use the equipment when riding a motorcycle or a bicycle,driving a car or crossing the road to ensure your safety.
8. Keep the equipment out of reach of children or pets to avert the damage.
9. Don't wash the equipment with chemical cleanser or strong detergent

Don't Listen to the voice under high sound pressure and high volume for a long time to prevent the possible hearing impairment when the headset is used.

-English:

This device complies with Industry Canada licence-exempt RSS standard(s). Operation is subject to the following two conditions:

(1) this device may not cause interference.

(2) this device must accept any interference, including interference that may cause undesired operation of the device.

Sound For Comfort