GFSK MIDDLE CHANNEL, SPURIOUS
30 MHz ~ 3 GHz

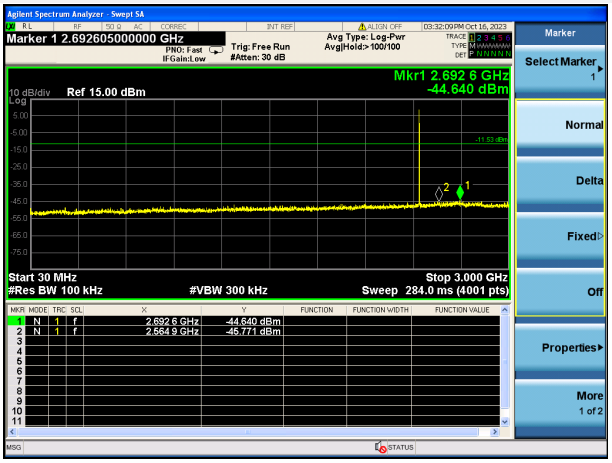

GFSK MIDDLE CHANNEL, SPURIOUS
3 GHz ~ 25 GHz

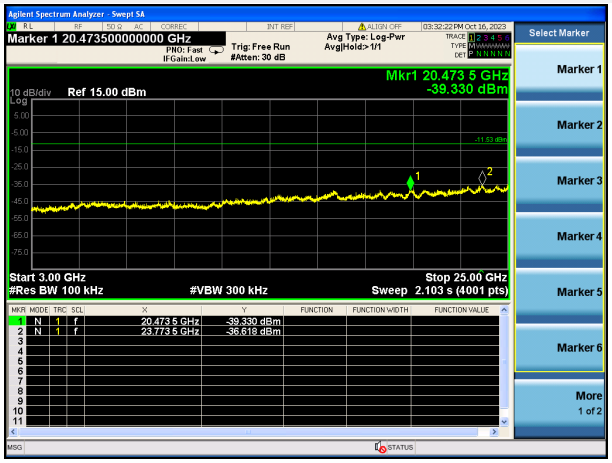

GFSK HIGH CHANNEL, CARRIER LEVEL

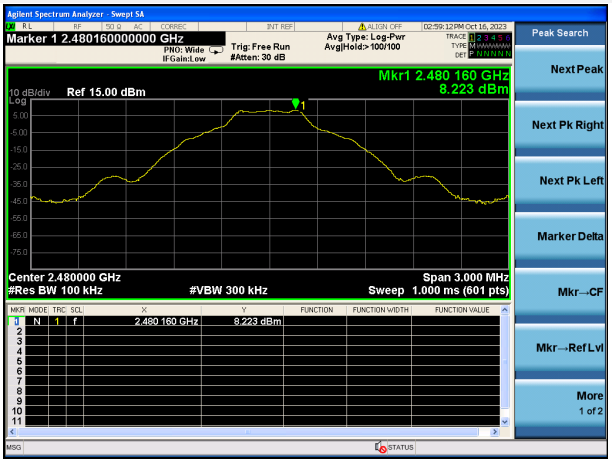

GFSK HIGH CHANNEL, BAND EDGE

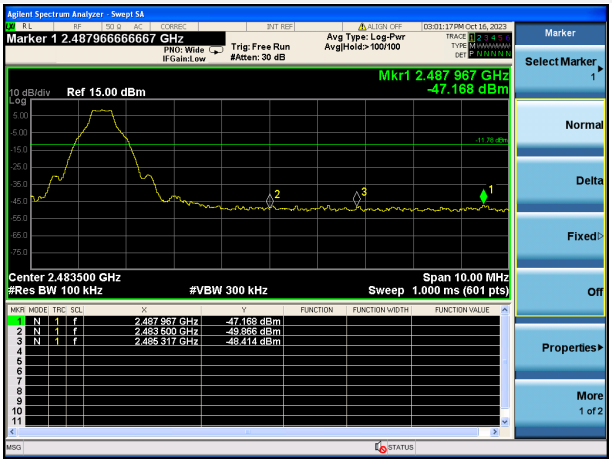

GFSK HIGH CHANNEL, SPURIOUS
30 MHz ~ 3 GHz

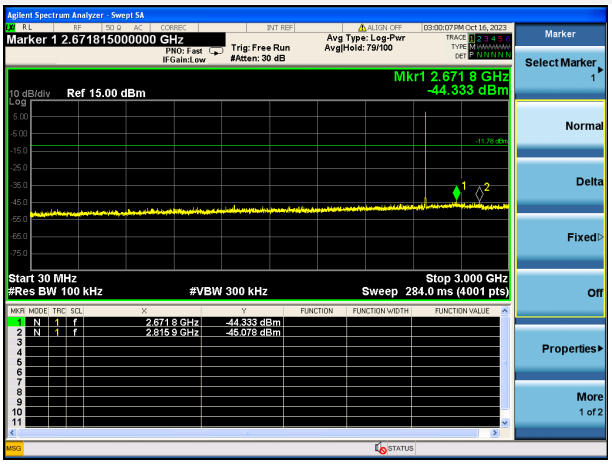

GFSK HIGH CHANNEL, SPURIOUS
3 GHz ~ 25 GHz

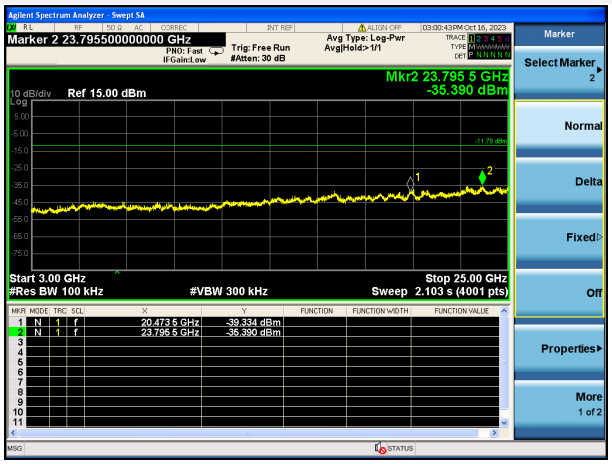

8-DPSK LOW CHANNEL, CARRIER LEVEL

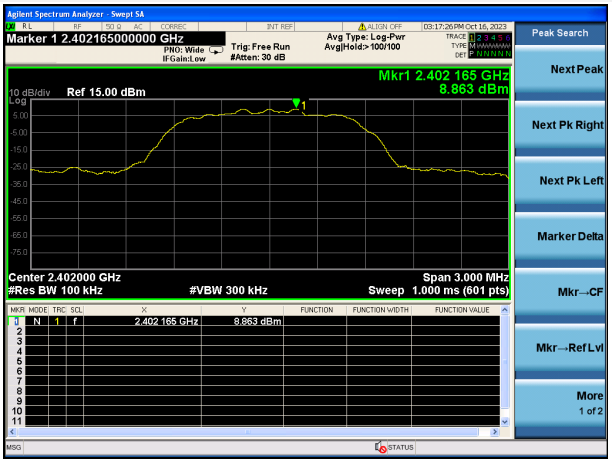

8-DPSK LOW CHANNEL, BAND EDGE

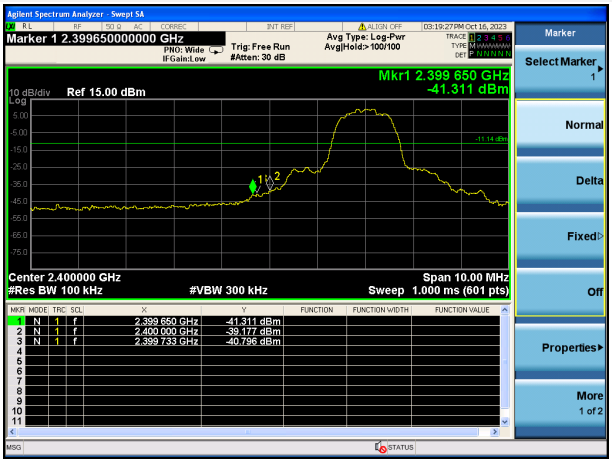

8-DPSK LOW CHANNEL, SPURIOUS 30 MHz ~ 3 GHz

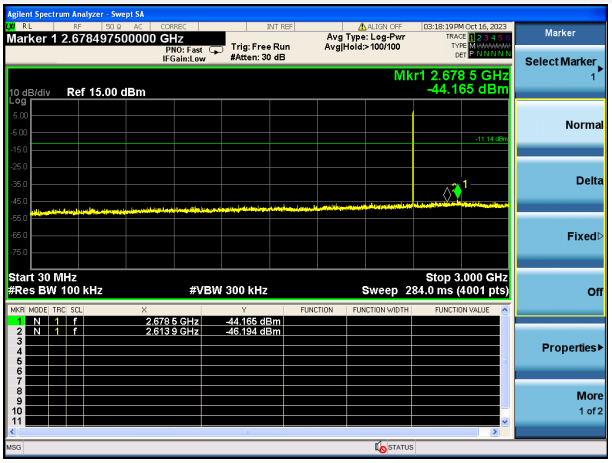

8-DPSK LOW CHANNEL, SPURIOUS 3 GHz ~ 25 GHz

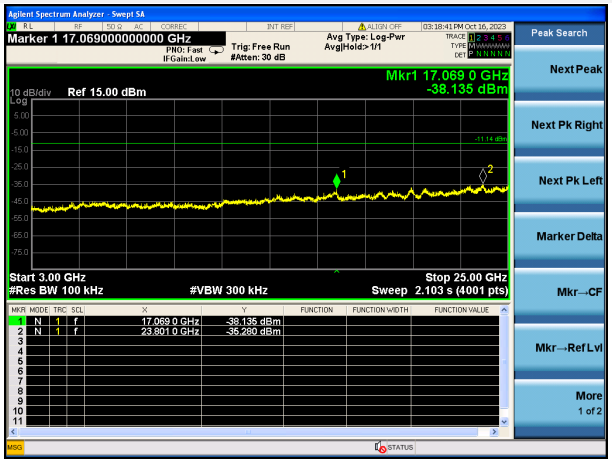

8-DPSK MIDDLE CHANNEL, CARRIER LEVEL

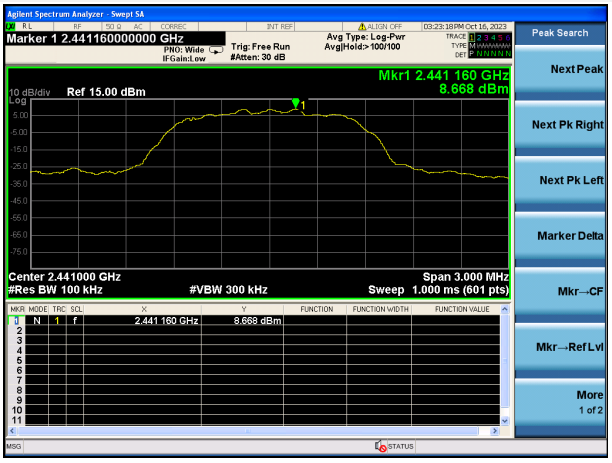

8-DPSK MIDDLE CHANNEL, SPURIOUS
30 MHz ~ 3 GHz

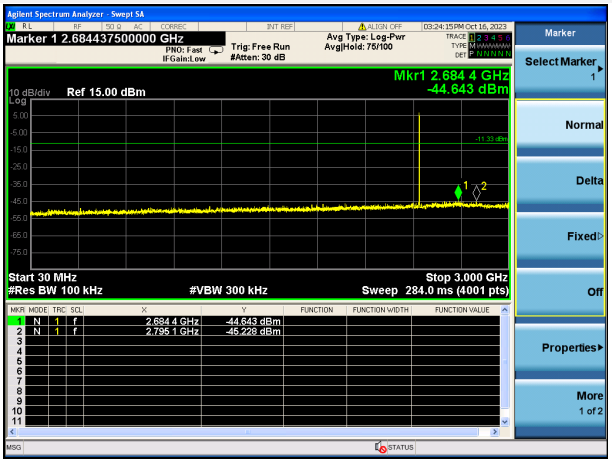

8-DPSK MIDDLE CHANNEL, SPURIOUS
3 GHz ~ 25 GHz

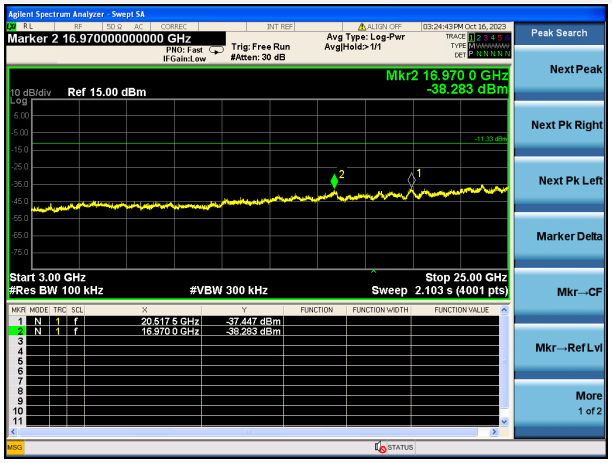

8-DPSK HIGH CHANNEL, CARRIER LEVEL

8-DPSK HIGH CHANNEL, BAND EDGE

8-DPSK HIGH CHANNEL, SPURIOUS
30 MHz ~ 3 GHz

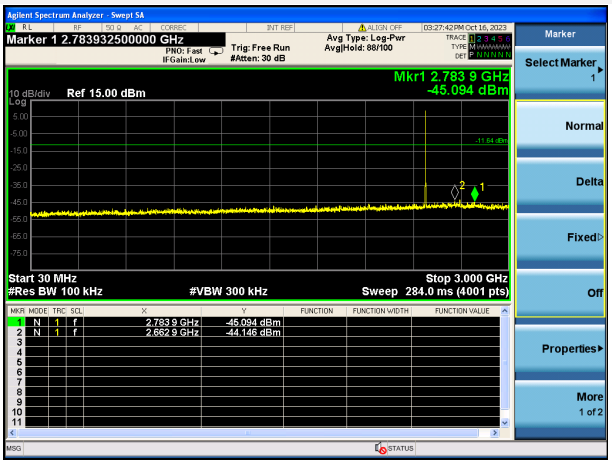

8-DPSK HIGH CHANNEL, SPURIOUS
3 GHz ~ 25 GHz

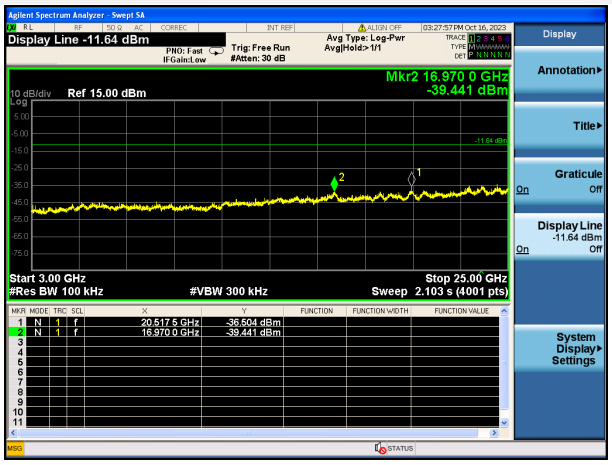

GFSK HOPPING, CARRIER LEVEL

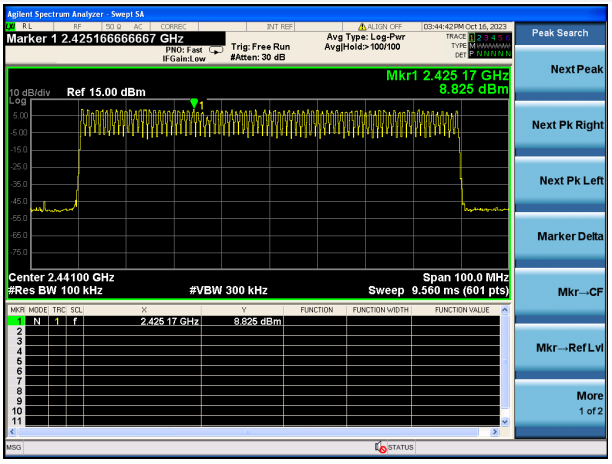

GFSK HOPPING BAND EDGE (LOW)

GFSK HOPPING BAND EDGE (HIGH)

GFSK Hopping Mode, SPURIOUS 30 MHz ~ 3 GHz

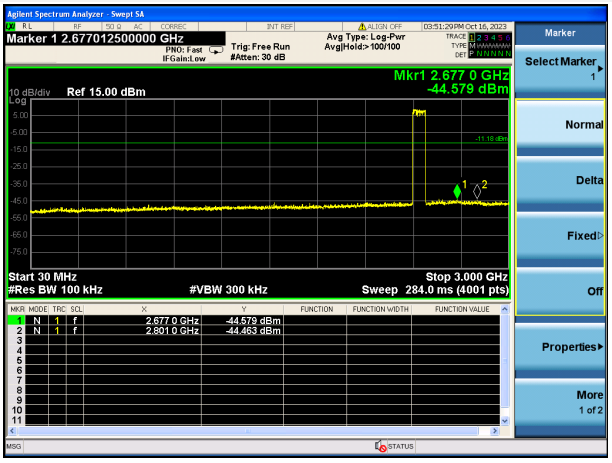

GFSK Hopping Mode, SPURIOUS 3GHz ~ 25 GHz

8-DPSK HOPPING, CARRIER LEVEL

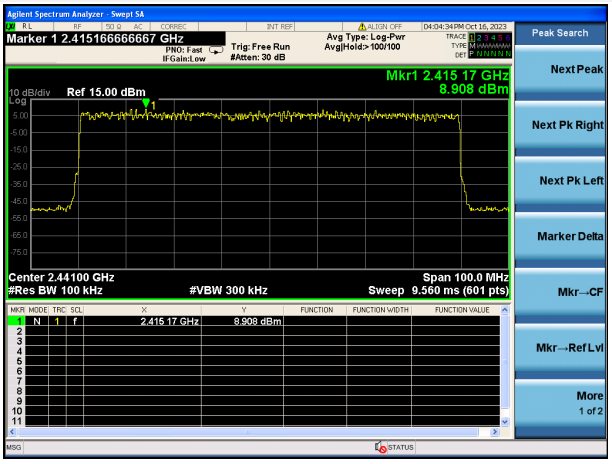

8-DPSK Hopping BAND EDGE (LOW)

8-DPSK Hopping BAND EDGE (HIGH)

8-DPSK Hopping Mode, SPURIOUS 30 MHz ~ 3 GHz

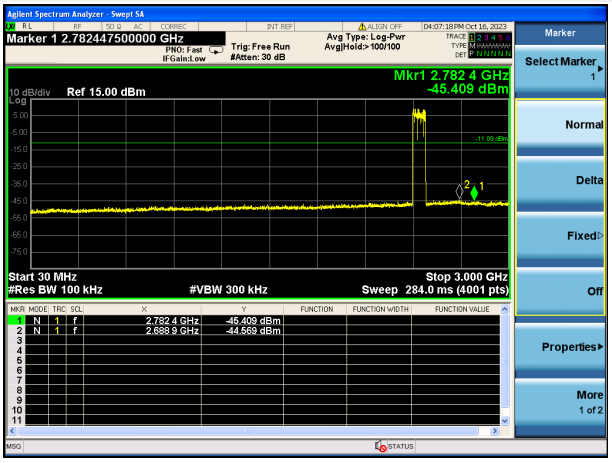

8-DPSK Hopping Mode, SPURIOUS 3GHz ~ 25 GHz

A.7 Conducted Emissions

Note [1]: The EUT is working in the Normal link mode. All modes have been tested and normal link mode is worst.

Note [2]: Devices subject to Part 15 must be tested for all available U.S. voltages and frequencies (such as a nominal 120 VAC, 60 Hz and 240 VAC, 50 Hz) for which the device is capable of operation. So, The configuration 120 VAC, 60 Hz and 240 VAC, 50 Hz were tested respectively, but only the worst configuration (120 VAC, 60 Hz) shown here.

Note [3]: Results (dBuV) = Original reading level of Spectrum Analyzer (dBuV) + Factor (dB)

Test Data and Plots

PHASE L

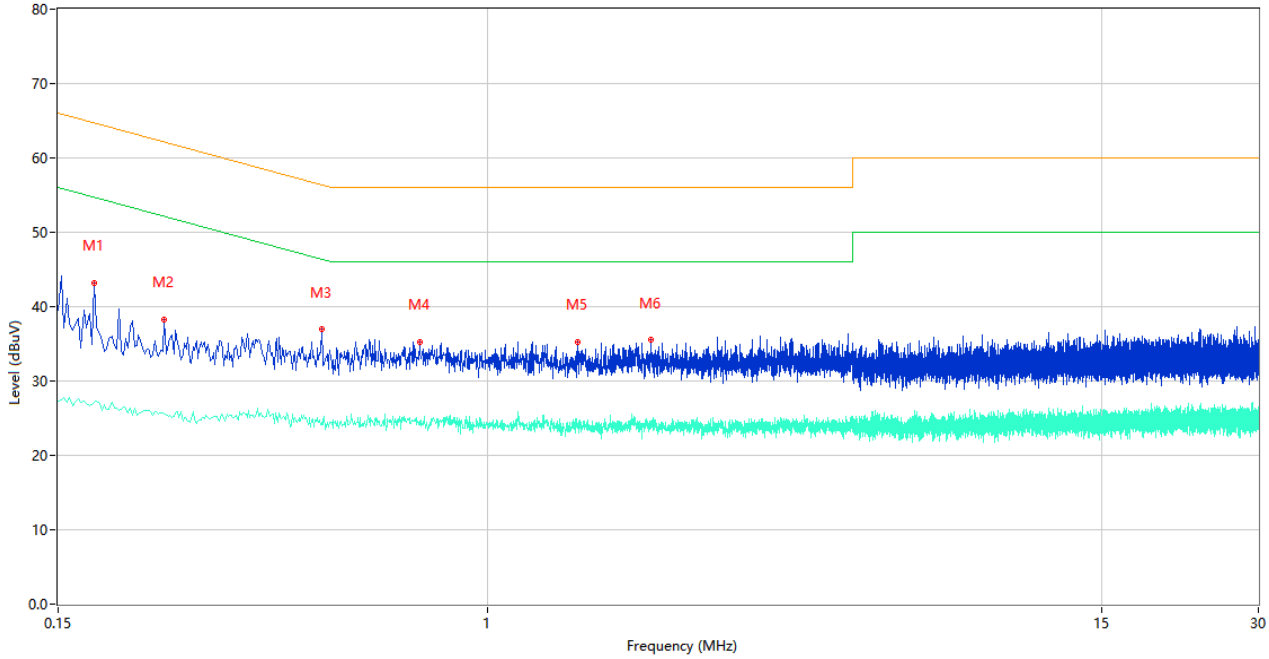

No.	Frequency (MHz)	Results (dBuV)	Factor (dB)	Limit (dBuV)	Margin (dB)	Detector	Line	Verdict
1	0.176	43.20	9.78	64.67	21.47	Peak	L	Pass
1**	0.176	27.19	9.78	54.67	27.48	AV	L	Pass
2	0.240	38.26	9.77	62.10	23.84	Peak	L	Pass
2**	0.240	25.57	9.77	52.10	26.53	AV	L	Pass
3	0.480	36.96	10.00	56.34	19.38	Peak	L	Pass
3**	0.480	24.18	10.00	46.34	22.16	AV	L	Pass
4	0.740	35.24	10.27	56.00	20.76	Peak	L	Pass
4**	0.740	24.60	10.27	46.00	21.40	AV	L	Pass
5	1.484	35.26	10.21	56.00	20.74	Peak	L	Pass
5**	1.484	24.21	10.21	46.00	21.79	AV	L	Pass
6	2.056	35.52	10.39	56.00	20.48	Peak	L	Pass
6**	2.056	24.58	10.39	46.00	21.42	AV	L	Pass

PHASE N

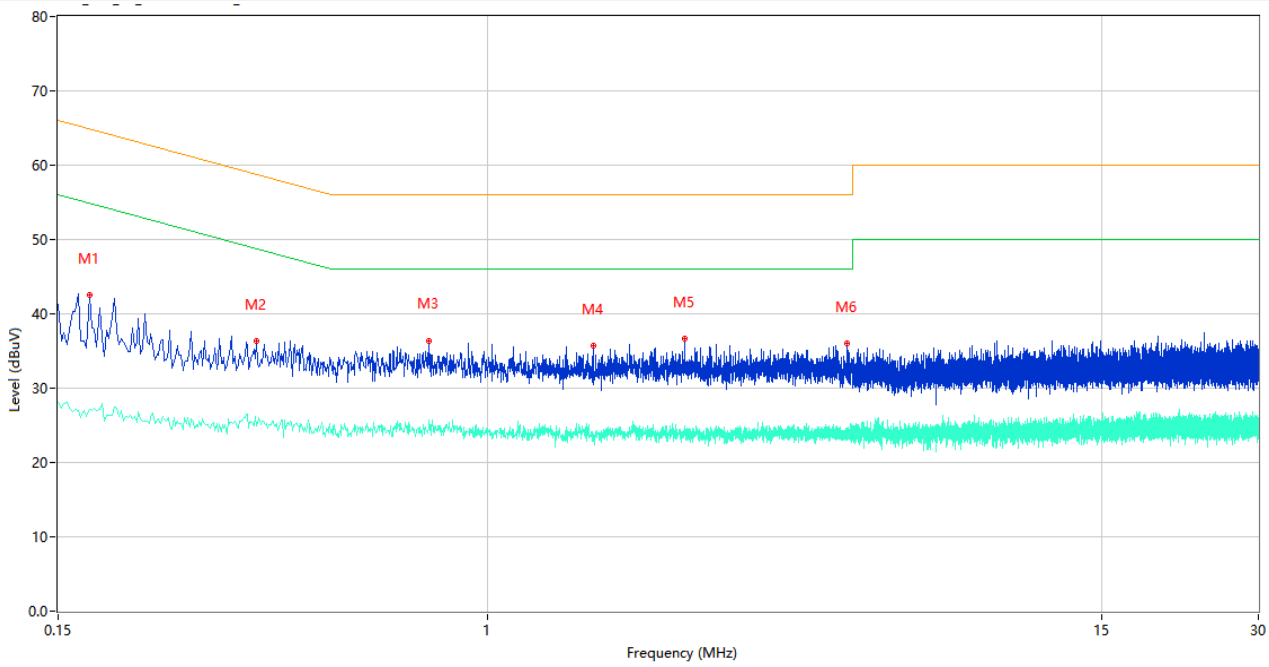

No.	Frequency (MHz)	Results (dBuV)	Factor (dB)	Limit (dBuV)	Margin (dB)	Detector	Line	Verdict
1	0.172	42.54	9.78	64.86	22.32	Peak	N	Pass
1**	0.172	27.13	9.78	54.86	27.73	AV	N	Pass
2	0.360	36.34	10.72	58.73	22.39	Peak	N	Pass
2**	0.360	24.85	10.72	48.73	23.88	AV	N	Pass
3	0.772	36.39	10.34	56.00	19.61	Peak	N	Pass
3**	0.772	25.69	10.34	46.00	20.31	AV	N	Pass
4	1.594	35.71	9.89	56.00	20.29	Peak	N	Pass
4**	1.594	23.43	9.89	46.00	22.57	AV	N	Pass
5	2.388	36.63	10.25	56.00	19.37	Peak	N	Pass
5**	2.388	23.98	10.25	46.00	22.02	AV	N	Pass
6	4.872	35.99	10.21	56.00	20.01	Peak	N	Pass
6**	4.872	24.65	10.21	46.00	21.35	AV	N	Pass

A.8 Radiated Spurious Emission

Note [1]: The symbol of "--" in the table which means not application.

Note [2]: For the test data above 1 GHz, according the ANSI C63.10-2013, where limits are specified for both average and peak (or quasi-peak) detector functions, if the peak (or quasi-peak) measured value complies with the average limit, it is unnecessary to perform an average measurement.

Note [3]: The EUT is working in the Normal link mode below 1 GHz. All modes have been tested and DH5-Hopping mode is the worst.

Note [4]: Results (dBuV/m) = Original reading level of Spectrum Analyzer (dBuV/m) + Factor (dB)

The low frequency, which started from 9 kHz to 30 MHz, was pre-scanned and the result which was 20 dB lower than the limit line per 15.31(o) was not reported.

Test Data and Plots

30 MHz to 1 GHz, ANT H

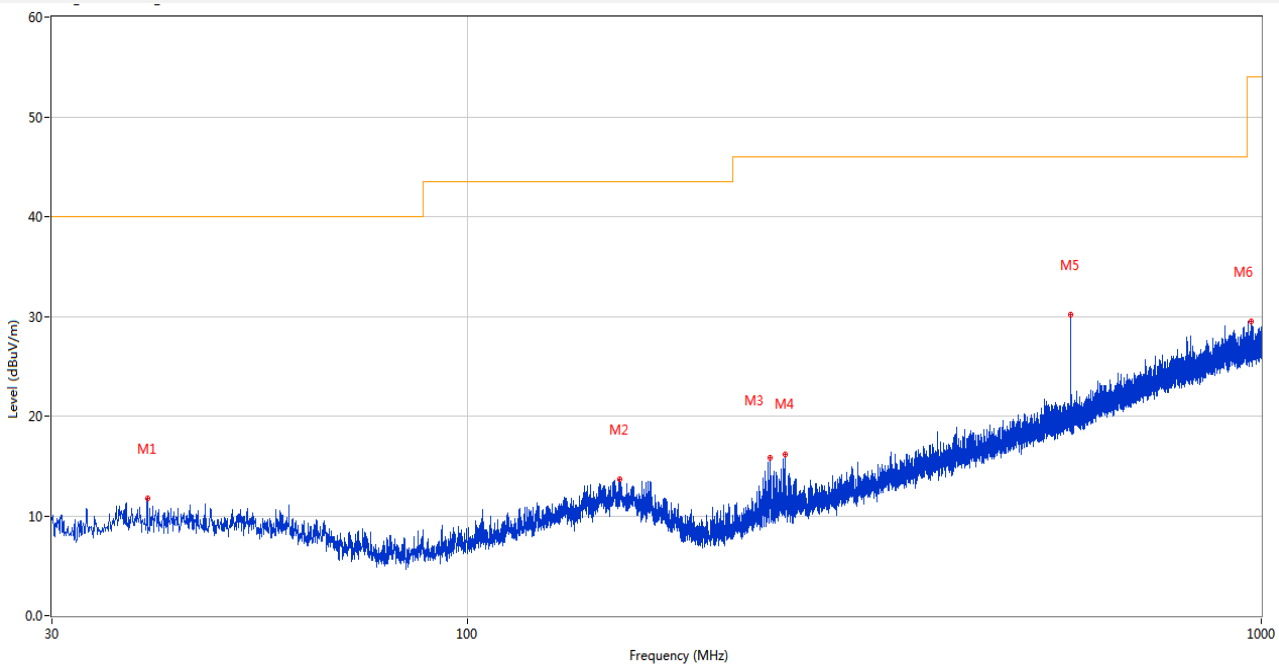

No.	Frequency (MHz)	Results (dBuV/m)	Factor (dB)	Limit (dBuV/m)	Margin (dB)	Detector	Table (Degree)	Height (cm)	Antenna	Verdict
1	39.554	11.72	-26.21	40.0	28.28	Peak	321.00	200	Horizontal	Pass
2	155.615	13.66	-24.91	43.5	29.84	Peak	163.00	100	Horizontal	Pass
3	240.732	15.86	-26.43	46.0	30.14	Peak	147.00	100	Horizontal	Pass
4	251.645	16.19	-26.19	46.0	29.81	Peak	149.00	200	Horizontal	Pass
5	576.013	30.13	-17.10	46.0	15.87	Peak	268.00	200	Horizontal	Pass
6	970.561	29.51	-10.43	54.0	24.49	Peak	0.00	100	Horizontal	Pass

30 MHz to 1 GHz, ANT V

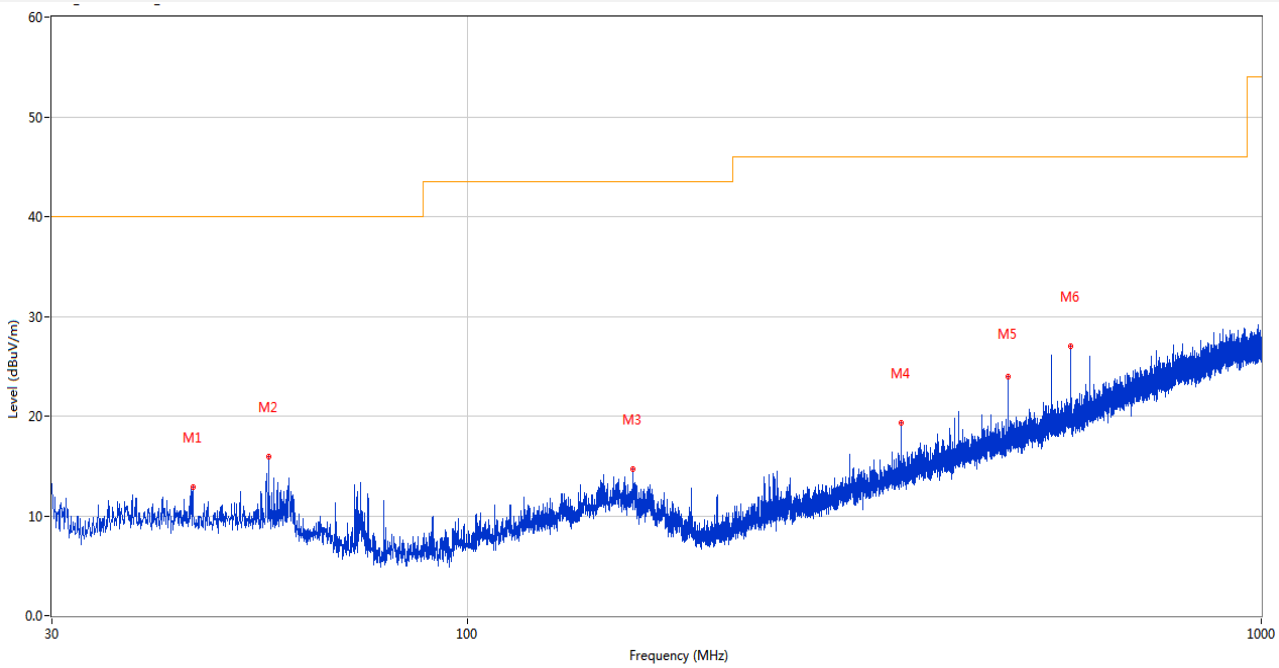

No.	Frequency (MHz)	Results (dBuV/m)	Factor (dB)	Limit (dBuV/m)	Margin (dB)	Detector	Table (Degree)	Height (cm)	Antenna	Verdict
1	45.132	12.83	-26.61	40.0	27.17	Peak	316.00	100	Vertical	Pass
2	56.287	15.89	-27.07	40.0	24.11	Peak	257.00	100	Vertical	Pass
3	161.872	14.71	-24.76	43.5	28.79	Peak	360.00	100	Vertical	Pass
4	351.991	19.31	-22.66	46.0	26.69	Peak	119.00	100	Vertical	Pass
5	479.983	23.95	-19.04	46.0	22.05	Peak	20.00	100	Vertical	Pass
6	576.013	27.02	-17.10	46.0	18.98	Peak	339.00	100	Vertical	Pass

Note 1: The marked spikes near 2400 MHz with circle should be ignored because they are Fundamental signal.

Note 2: The spurious from 18GHz-25GHz is noise only, do not show on the report.

GFSK LOW CHANNEL 1 GHz to 18 GHz, ANT H

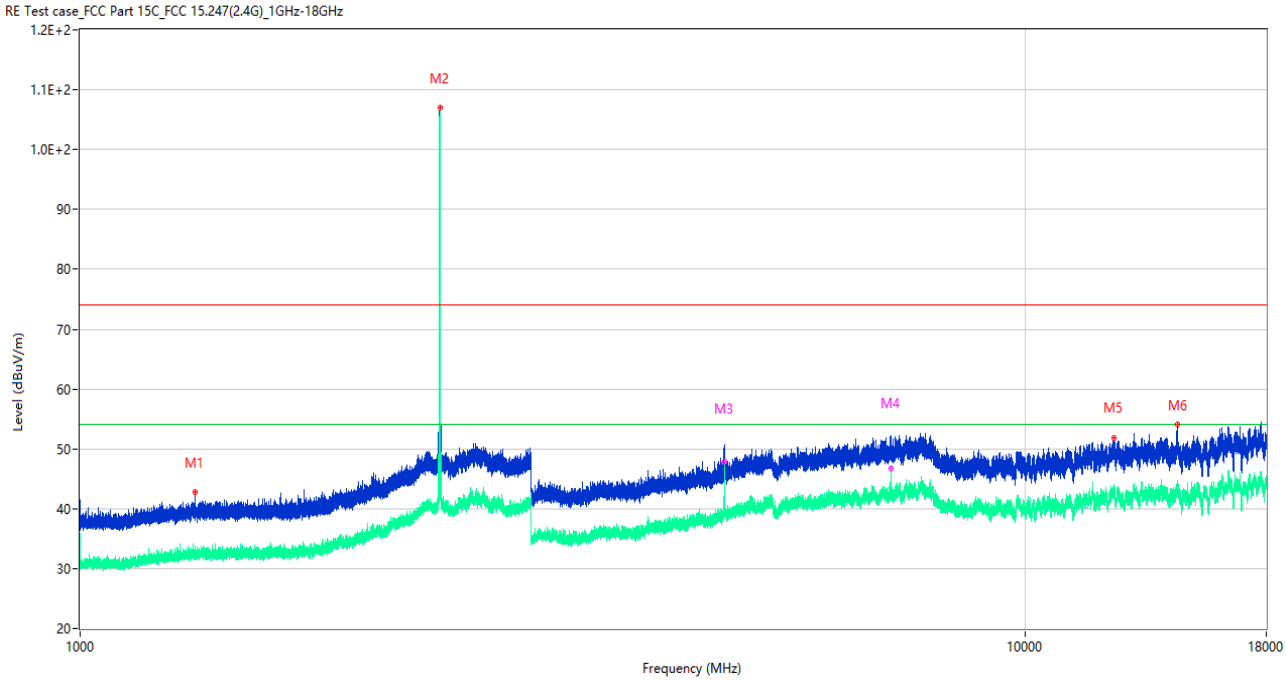

No.	Frequency (MHz)	Results (dBuV/m)	Factor (dB)	Limit (dBuV/m)	Margin (dB)	Detector	Table (Degree)	Height (cm)	Antenna	Verdict
1	1324.900	42.69	-17.24	74.0	31.31	Peak	40.00	200	Horizontal	Pass
1**	1324.900	32.15	-17.24	54.0	21.85	AV	40.00	200	Horizontal	Pass
2	2402.200	106.94	-10.59	74.0	-32.94	Peak	94.00	150	Horizontal	N/A
2**	2402.200	106.66	-10.59	54.0	-52.66	AV	94.00	150	Horizontal	N/A
3	4804.000	49.96	-3.32	74.0	24.04	Peak	36.00	100	Horizontal	Pass
3**	4804.000	47.88	-3.32	54.0	6.12	AV	36.00	100	Horizontal	Pass
4	7205.750	51.18	0.24	74.0	22.82	Peak	260.00	100	Horizontal	Pass
4**	7205.750	46.83	0.24	54.0	7.17	AV	260.00	100	Horizontal	Pass
5	12421.775	51.88	1.08	74.0	22.12	Peak	227.00	200	Horizontal	Pass
5**	12421.775	42.64	1.08	54.0	11.36	AV	227.00	200	Horizontal	Pass
6	14495.887	54.10	2.18	74.0	19.90	Peak	338.00	400	Horizontal	Pass
6**	14495.887	43.21	2.18	54.0	10.79	AV	338.00	400	Horizontal	Pass

GFSK LOW CHANNEL 1 GHz to 18 GHz, ANT V

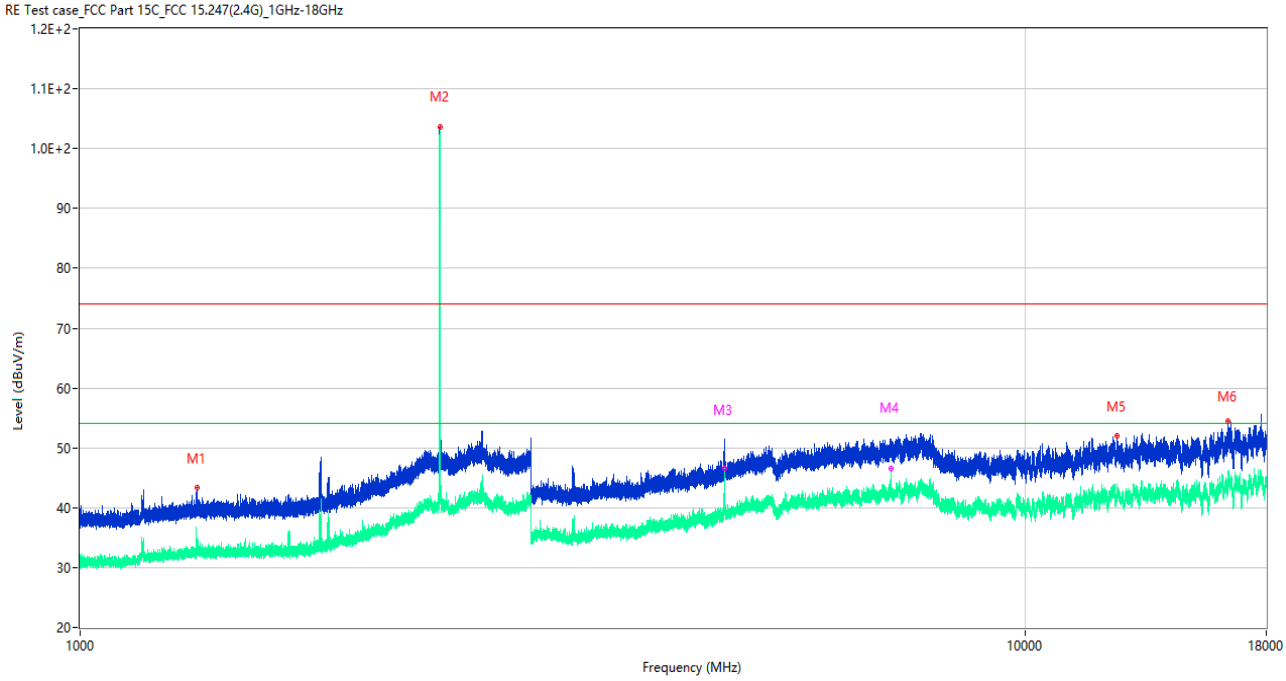

No.	Frequency (MHz)	Results (dBuV/m)	Factor (dB)	Limit (dBuV/m)	Margin (dB)	Detector	Table (Degree)	Height (cm)	Antenna	Verdict
1	1331.300	43.32	-16.96	74.0	30.68	Peak	109.00	200	Vertical	Pass
1**	1331.300	33.20	-16.96	54.0	20.80	AV	109.00	200	Vertical	Pass
2	2402.200	103.65	-10.59	74.0	-29.65	Peak	109.00	100	Vertical	N/A
2**	2402.200	103.24	-10.59	54.0	-49.24	AV	109.00	100	Vertical	N/A
3	4804.250	49.88	-3.21	74.0	24.12	Peak	360.00	100	Vertical	Pass
3**	4804.250	46.61	-3.21	54.0	7.39	AV	360.00	100	Vertical	Pass
4	7206.250	50.36	0.01	74.0	23.64	Peak	99.00	100	Vertical	Pass
4**	7206.250	46.47	0.01	54.0	7.53	AV	99.00	100	Vertical	Pass
5	12513.212	52.00	1.36	74.0	22.00	Peak	19.00	400	Vertical	Pass
5**	12513.212	43.94	1.36	54.0	10.06	AV	19.00	400	Vertical	Pass
6	16398.750	54.54	3.12	74.0	19.46	Peak	240.00	300	Vertical	Pass
6**	16398.750	45.44	3.12	54.0	8.56	AV	240.00	300	Vertical	Pass

GFSK MIDDLE CHANNEL 1 GHz to 18 GHz, ANT H

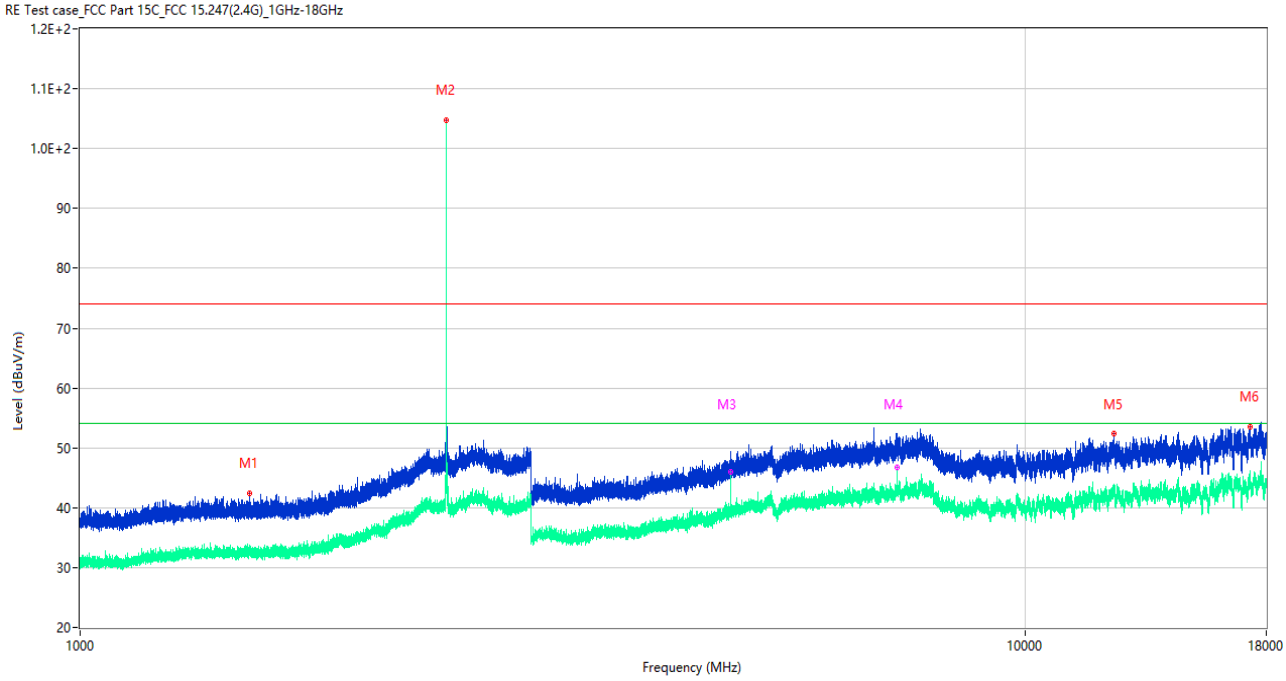

No.	Frequency (MHz)	Results (dBuV/m)	Factor (dB)	Limit (dBuV/m)	Margin (dB)	Detector	Table (Degree)	Height (cm)	Antenna	Verdict
1	1512.400	42.48	-16.38	74.0	31.52	Peak	192.00	100	Horizontal	Pass
1**	1512.400	33.50	-16.38	54.0	20.50	AV	192.00	100	Horizontal	Pass
2	2440.800	104.79	-9.79	74.0	-30.79	Peak	100.00	150	Horizontal	N/A
2**	2440.800	103.23	-9.79	54.0	-49.23	AV	100.00	150	Horizontal	N/A
3	4882.000	49.07	-3.73	74.0	24.93	Peak	360.00	200	Horizontal	Pass
3**	4882.000	45.95	-3.73	54.0	8.05	AV	360.00	200	Horizontal	Pass
4	7323.000	52.11	0.10	74.0	21.89	Peak	55.00	200	Horizontal	Pass
4**	7323.000	46.83	0.10	54.0	7.17	AV	55.00	200	Horizontal	Pass
5	12407.763	52.35	1.10	74.0	21.65	Peak	307.00	200	Horizontal	Pass
5**	12407.763	41.97	1.10	54.0	12.03	AV	307.00	200	Horizontal	Pass
6	17309.364	53.55	2.72	74.0	20.45	Peak	284.00	300	Horizontal	Pass
6**	17309.364	44.34	2.72	54.0	9.66	AV	284.00	300	Horizontal	Pass

GFSK MIDDLE CHANNEL 1 GHz to 18 GHz, ANT V

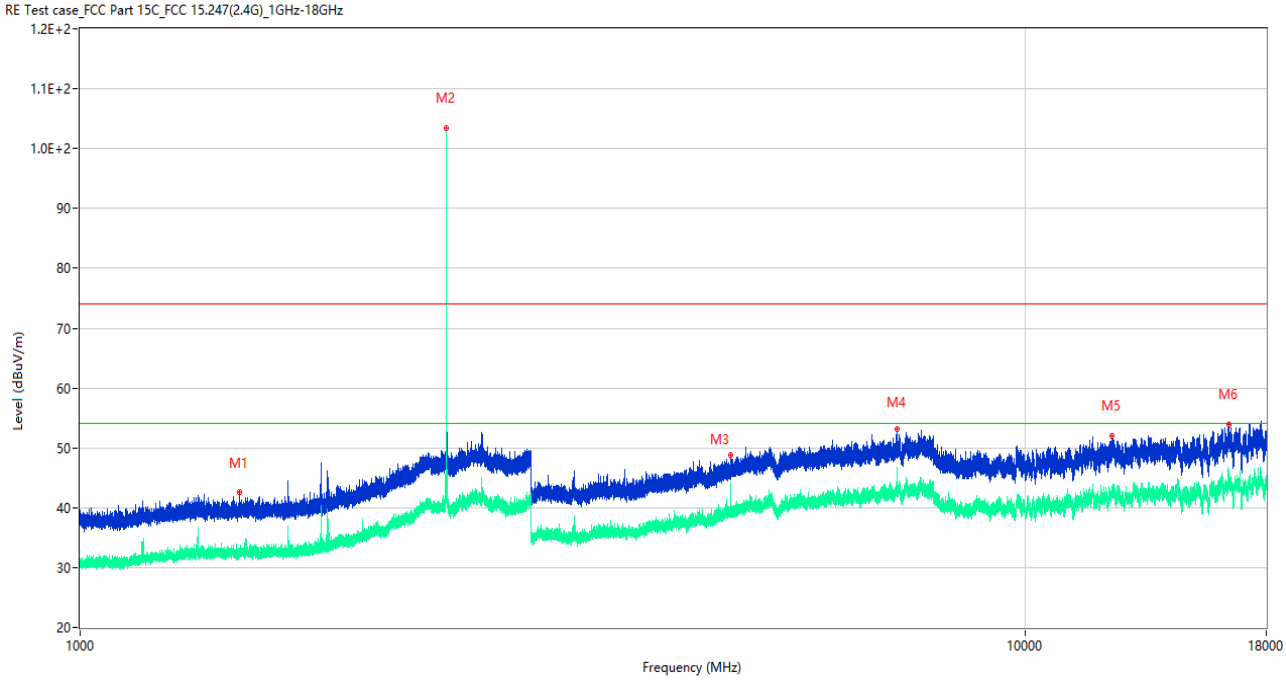

No.	Frequency (MHz)	Results (dBuV/m)	Factor (dB)	Limit (dBuV/m)	Margin (dB)	Detector	Table (Degree)	Height (cm)	Antenna	Verdict
1	1475.500	42.53	-17.18	74.0	31.47	Peak	32.00	300	Vertical	Pass
1**	1475.500	31.94	-17.18	54.0	22.06	AV	32.00	300	Vertical	Pass
2	2440.900	103.49	-9.79	74.0	-29.49	Peak	122.00	150	Vertical	N/A
2**	2440.900	102.70	-9.79	54.0	-48.70	AV	122.00	150	Vertical	N/A
3	4882.250	48.77	-3.72	74.0	25.23	Peak	258.00	200	Vertical	Pass
3**	4882.250	42.75	-3.72	54.0	11.25	AV	258.00	200	Vertical	Pass
4	7322.750	53.24	0.03	74.0	20.76	Peak	55.00	400	Vertical	Pass
4**	7322.750	44.93	0.03	54.0	9.07	AV	55.00	400	Vertical	Pass
5	12348.151	52.07	0.84	74.0	21.93	Peak	205.00	100	Vertical	Pass
5**	12348.151	42.07	0.84	54.0	11.93	AV	205.00	100	Vertical	Pass
6	16449.676	53.98	2.50	74.0	20.02	Peak	343.00	100	Vertical	Pass
6**	16449.676	44.30	2.50	54.0	9.70	AV	343.00	100	Vertical	Pass

GFSK HIGH CHANNEL 1 GHz to 18 GHz, ANT H

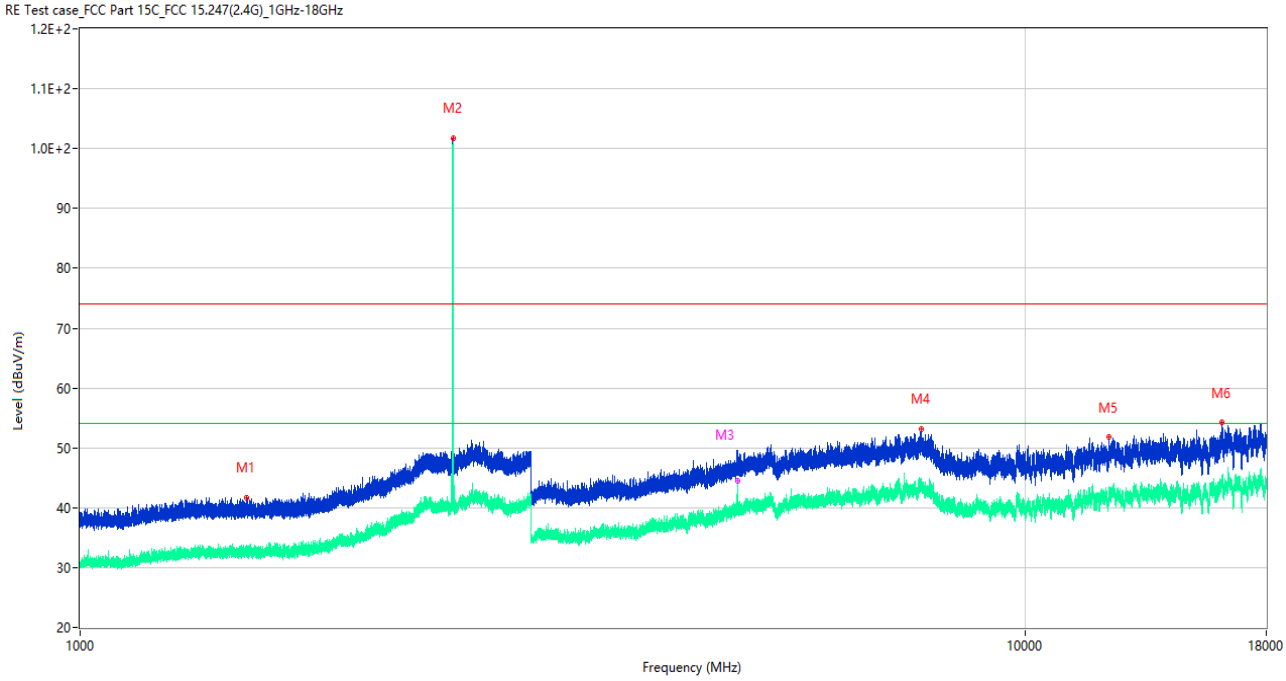

No.	Frequency (MHz)	Results (dBuV/m)	Factor (dB)	Limit (dBuV/m)	Margin (dB)	Detector	Table (Degree)	Height (cm)	Antenna	Verdict
1	1498.500	41.70	-16.95	74.0	32.30	Peak	251.00	300	Horizontal	Pass
1**	1498.500	32.77	-16.95	54.0	21.23	AV	251.00	300	Horizontal	Pass
2	2480.100	101.82	-11.10	74.0	-27.82	Peak	97.00	200	Horizontal	N/A
2**	2480.100	101.58	-11.10	54.0	-47.58	AV	97.00	200	Horizontal	N/A
3	4960.000	48.87	-3.53	74.0	25.13	Peak	55.00	200	Horizontal	Pass
3**	4960.000	44.42	-3.53	54.0	9.58	AV	55.00	200	Horizontal	Pass
4	7761.250	53.20	1.59	74.0	20.80	Peak	34.00	100	Horizontal	Pass
4**	7761.250	43.86	1.59	54.0	10.14	AV	34.00	100	Horizontal	Pass
5	12280.700	51.77	0.77	74.0	22.23	Peak	12.00	200	Horizontal	Pass
5**	12280.700	42.77	0.77	54.0	11.23	AV	12.00	200	Horizontal	Pass
6	16169.326	54.24	2.02	74.0	19.76	Peak	230.00	100	Horizontal	Pass
6**	16169.326	44.42	2.02	54.0	9.58	AV	230.00	100	Horizontal	Pass

GFSK HIGH CHANNEL 1 GHz to 18 GHz, ANT V

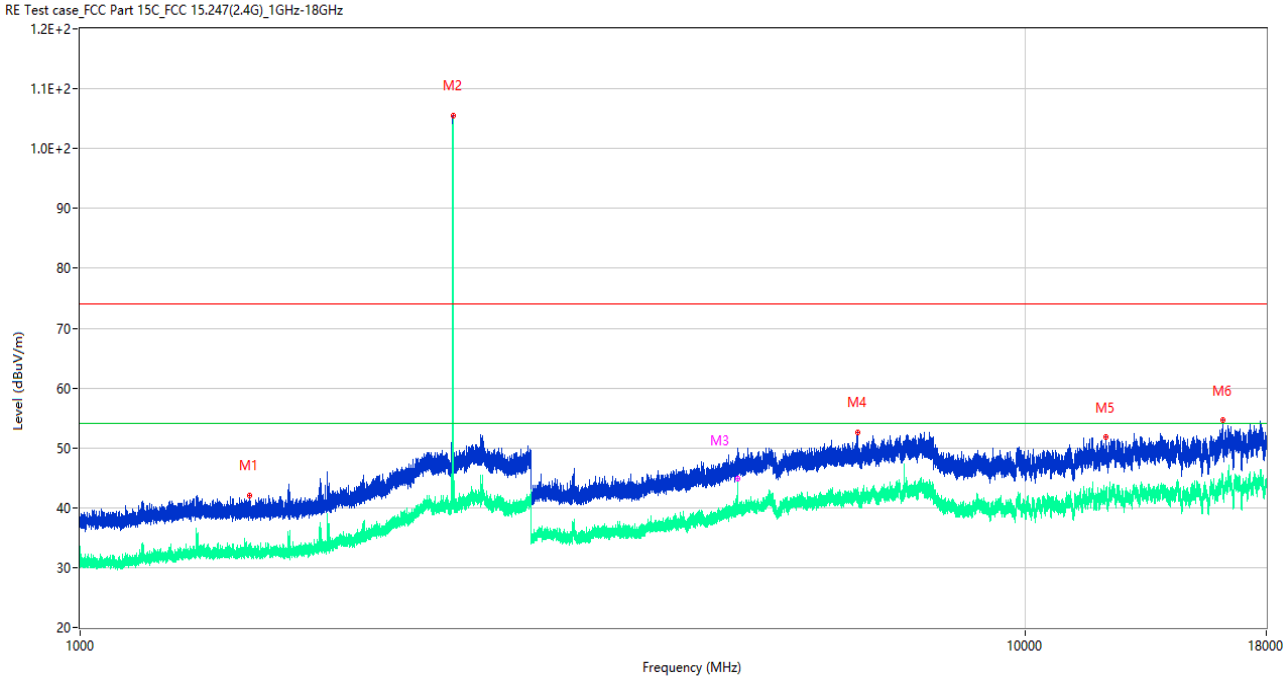

No.	Frequency (MHz)	Results (dBuV/m)	Factor (dB)	Limit (dBuV/m)	Margin (dB)	Detector	Table (Degree)	Height (cm)	Antenna	Verdict
1	1512.300	42.06	-16.41	74.0	31.94	Peak	0.00	300	Vertical	Pass
1**	1512.300	33.95	-16.41	54.0	20.05	AV	0.00	300	Vertical	Pass
2	2480.100	105.54	-11.10	74.0	-31.54	Peak	145.00	200	Vertical	N/A
2**	2480.100	105.36	-11.10	54.0	-51.36	AV	145.00	200	Vertical	N/A
3	4960.500	48.27	-3.57	74.0	25.73	Peak	36.00	200	Vertical	Pass
3**	4960.500	44.94	-3.57	54.0	9.06	AV	36.00	200	Vertical	Pass
4	6645.750	52.63	-1.08	74.0	21.37	Peak	262.00	400	Vertical	Pass
4**	6645.750	41.91	-1.08	54.0	12.09	AV	262.00	400	Vertical	Pass
5	12180.000	51.77	0.23	74.0	22.23	Peak	189.00	100	Vertical	Pass
5**	12180.000	41.72	0.23	54.0	12.28	AV	189.00	100	Vertical	Pass
6	16181.137	54.58	1.94	74.0	19.42	Peak	56.00	300	Vertical	Pass
6**	16181.137	44.70	1.94	54.0	9.30	AV	56.00	300	Vertical	Pass

8-DPSK LOW CHANNEL 1 GHz to 18 GHz, ANT H

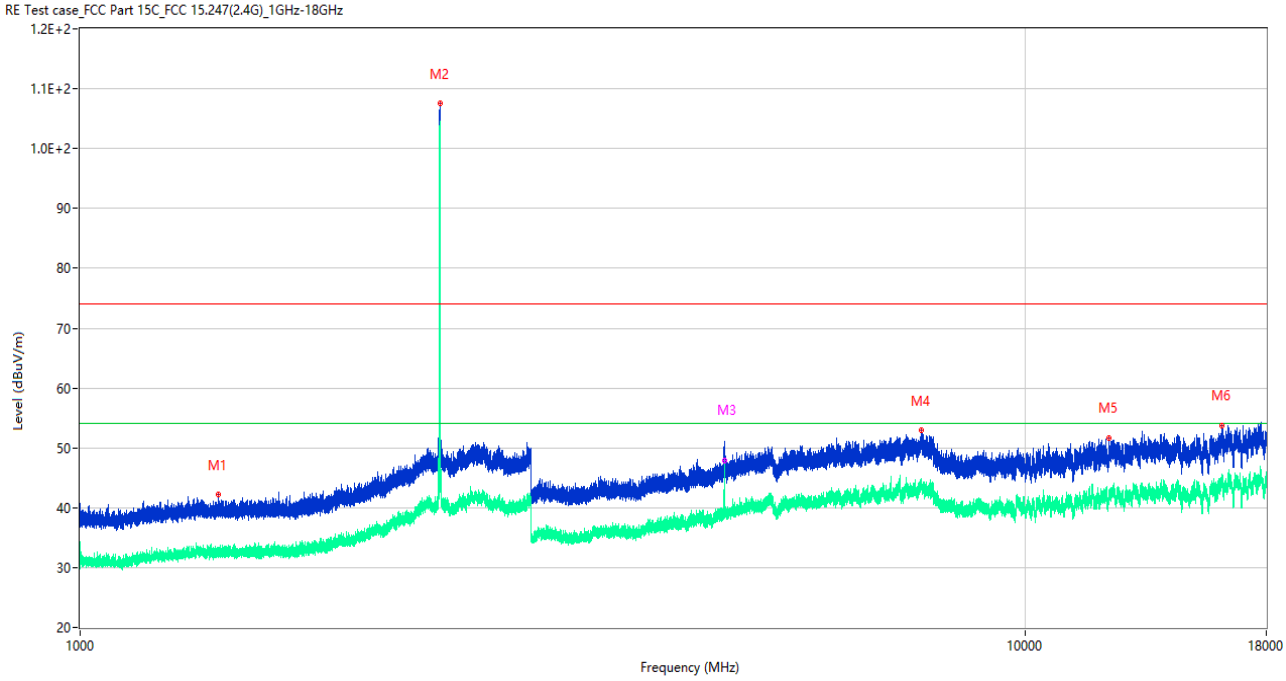

No.	Frequency (MHz)	Results (dBuV/m)	Factor (dB)	Limit (dBuV/m)	Margin (dB)	Detector	Table (Degree)	Height (cm)	Antenna	Verdict
1	1399.300	42.15	-16.95	74.0	31.85	Peak	65.00	300	Horizontal	Pass
1**	1399.300	32.20	-16.95	54.0	21.80	AV	65.00	300	Horizontal	Pass
2	2401.900	107.56	-10.62	74.0	-33.56	Peak	282.00	100	Horizontal	N/A
2**	2401.900	104.25	-10.62	54.0	-50.25	AV	282.00	100	Horizontal	N/A
3	4804.000	50.39	-3.32	74.0	23.61	Peak	0.00	200	Horizontal	Pass
3**	4804.000	47.84	-3.32	54.0	6.16	AV	0.00	200	Horizontal	Pass
4	7764.000	52.88	1.74	74.0	21.12	Peak	324.00	400	Horizontal	Pass
4**	7764.000	43.57	1.74	54.0	10.43	AV	324.00	400	Horizontal	Pass
5	12277.613	51.73	0.80	74.0	22.27	Peak	321.00	100	Horizontal	Pass
5**	12277.613	41.58	0.80	54.0	12.42	AV	321.00	100	Horizontal	Pass
6	16142.550	53.78	2.09	74.0	20.22	Peak	199.00	200	Horizontal	Pass
6**	16142.550	43.97	2.09	54.0	10.03	AV	199.00	200	Horizontal	Pass

8-DPSK LOW CHANNEL 1 GHz to 18 GHz, ANT V

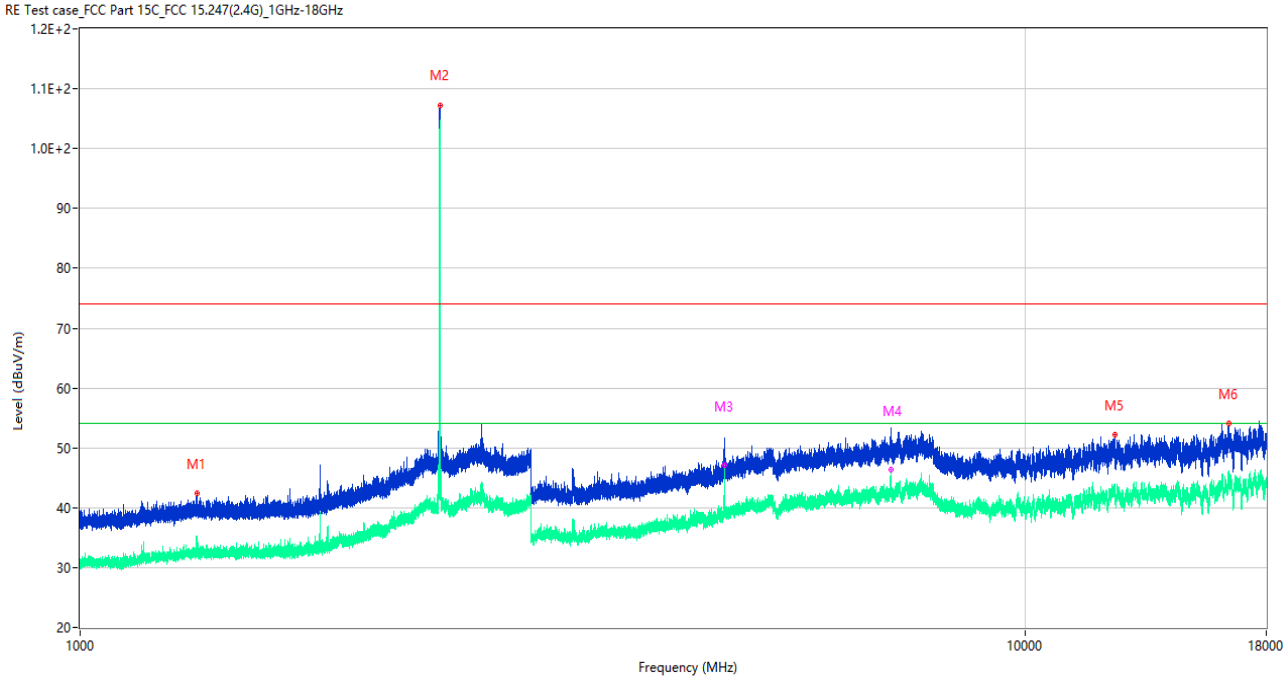

No.	Frequency (MHz)	Results (dBuV/m)	Factor (dB)	Limit (dBuV/m)	Margin (dB)	Detector	Table (Degree)	Height (cm)	Antenna	Verdict
1	1330.300	42.37	-17.08	74.0	31.63	Peak	113.00	100	Vertical	Pass
1**	1330.300	33.40	-17.08	54.0	20.60	AV	113.00	100	Vertical	Pass
2	2401.800	107.27	-10.63	74.0	-33.27	Peak	130.00	100	Vertical	N/A
2**	2401.800	103.42	-10.63	54.0	-49.42	AV	130.00	100	Vertical	N/A
3	4803.750	49.39	-3.36	74.0	24.61	Peak	344.00	200	Vertical	Pass
3**	4803.750	47.10	-3.36	54.0	6.90	AV	344.00	200	Vertical	Pass
4	7205.750	53.36	0.24	74.0	20.64	Peak	97.00	200	Vertical	Pass
4**	7205.750	46.29	0.24	54.0	7.71	AV	97.00	200	Vertical	Pass
5	12435.550	52.18	1.06	74.0	21.82	Peak	291.00	400	Vertical	Pass
5**	12435.550	42.83	1.06	54.0	11.17	AV	291.00	400	Vertical	Pass
6	16422.901	54.07	2.86	74.0	19.93	Peak	249.00	300	Vertical	Pass
6**	16422.901	45.86	2.86	54.0	8.14	AV	249.00	300	Vertical	Pass

8-DPSK MIDDLE CHANNEL 1 GHz to 18 GHz, ANT H

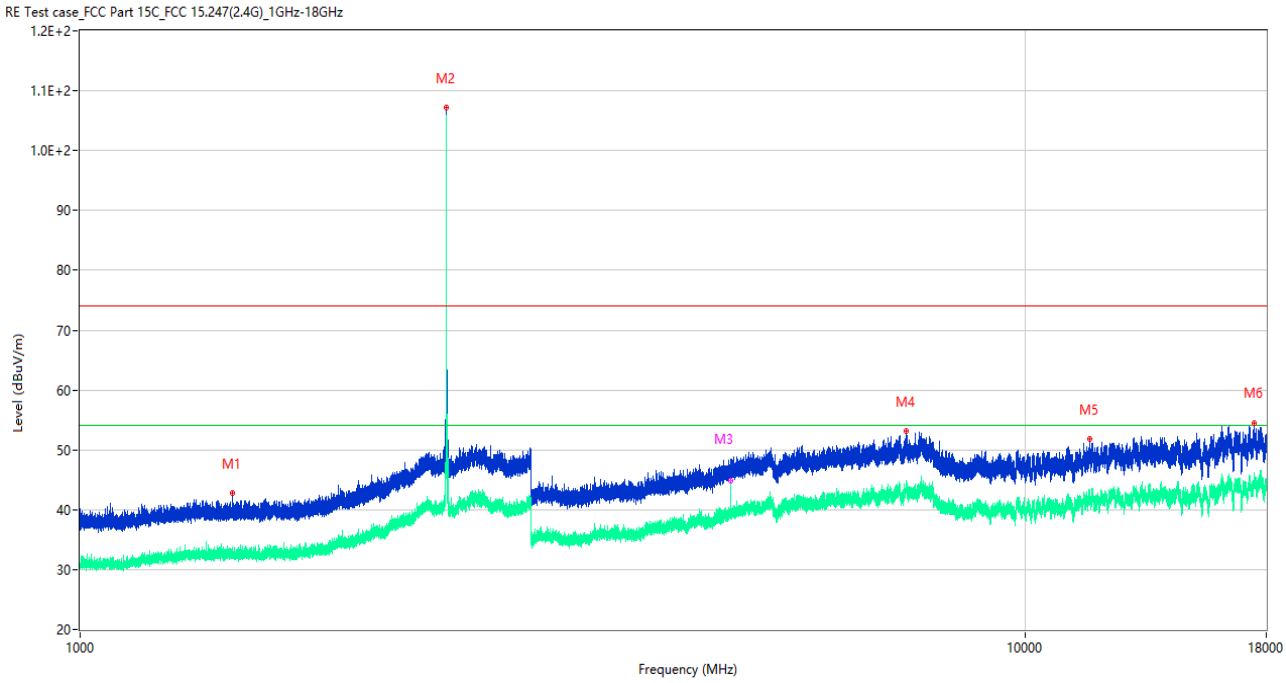

No.	Frequency (MHz)	Results (dBuV/m)	Factor (dB)	Limit (dBuV/m)	Margin (dB)	Detector	Table (Degree)	Height (cm)	Antenna	Verdict
1	1449.400	42.71	-16.93	74.0	31.29	Peak	57.00	200	Horizontal	Pass
1**	1449.400	32.49	-16.93	54.0	21.51	AV	57.00	200	Horizontal	Pass
2	2440.800	107.13	-9.79	74.0	-33.13	Peak	203.00	200	Horizontal	N/A
2**	2440.800	104.82	-9.79	54.0	-50.82	AV	203.00	200	Horizontal	N/A
3	4882.250	48.43	-3.72	74.0	25.57	Peak	41.00	200	Horizontal	Pass
3**	4882.250	44.82	-3.72	54.0	9.18	AV	41.00	200	Horizontal	Pass
4	7486.750	53.09	1.46	74.0	20.91	Peak	185.00	400	Horizontal	Pass
4**	7486.750	44.27	1.46	54.0	9.73	AV	185.00	400	Horizontal	Pass
5	11701.913	51.76	-0.50	74.0	22.24	Peak	135.00	300	Horizontal	Pass
5**	11701.913	42.04	-0.50	54.0	11.96	AV	135.00	300	Horizontal	Pass
6	17460.038	54.53	5.38	74.0	19.47	Peak	341.00	400	Horizontal	Pass
6**	17460.038	44.49	5.38	54.0	9.51	AV	341.00	400	Horizontal	Pass

8-DPSK MIDDLE CHANNEL 1 GHz to 18 GHz, ANT V

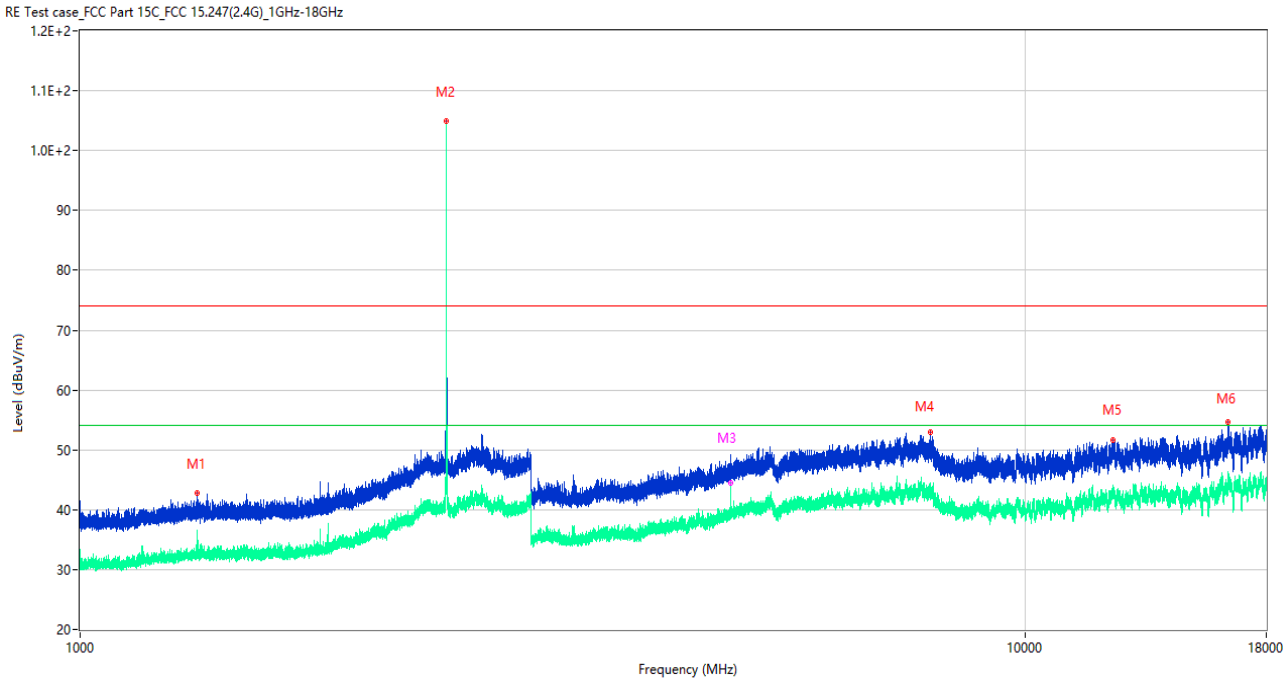

No.	Frequency (MHz)	Results (dBuV/m)	Factor (dB)	Limit (dBuV/m)	Margin (dB)	Detector	Table (Degree)	Height (cm)	Antenna	Verdict
1	1328.400	42.71	-17.09	74.0	31.29	Peak	122.00	400	Vertical	Pass
1**	1328.400	32.37	-17.09	54.0	21.63	AV	122.00	400	Vertical	Pass
2	2440.900	104.88	-9.79	74.0	-30.88	Peak	157.00	150	Vertical	N/A
2**	2440.900	104.20	-9.79	54.0	-50.20	AV	157.00	150	Vertical	N/A
3	4882.250	48.60	-3.72	74.0	25.40	Peak	16.00	200	Vertical	Pass
3**	4882.250	44.41	-3.72	54.0	9.59	AV	16.00	200	Vertical	Pass
4	7933.250	52.93	2.23	74.0	21.07	Peak	139.00	400	Vertical	Pass
4**	7933.250	43.38	2.23	54.0	10.62	AV	139.00	400	Vertical	Pass
5	12393.750	51.71	1.07	74.0	22.29	Peak	299.00	400	Vertical	Pass
5**	12393.750	42.93	1.07	54.0	11.07	AV	299.00	400	Vertical	Pass
6	16412.662	54.61	3.00	74.0	19.39	Peak	30.00	100	Vertical	Pass
6**	16412.662	45.27	3.00	54.0	8.73	AV	30.00	100	Vertical	Pass

8-DPSK HIGH CHANNEL 1 GHz to 18 GHz, ANT H

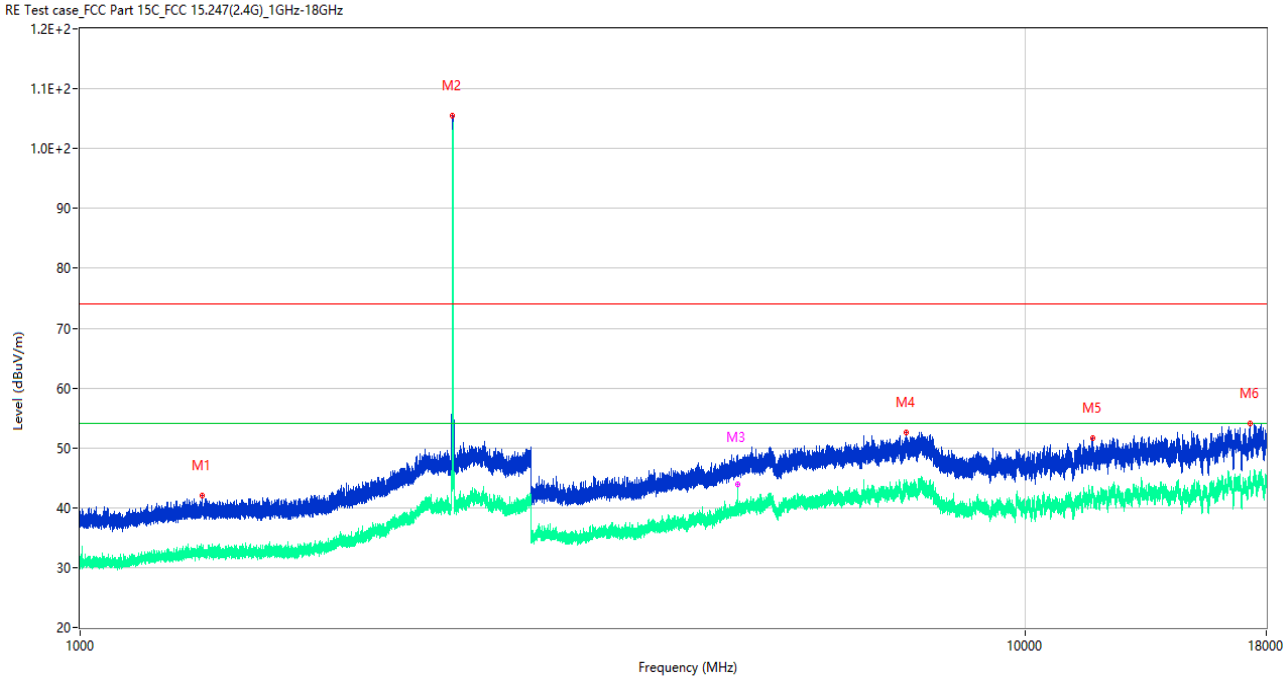

No.	Frequency (MHz)	Results (dBuV/m)	Factor (dB)	Limit (dBuV/m)	Margin (dB)	Detector	Table (Degree)	Height (cm)	Antenna	Verdict
1	1346.700	42.05	-16.49	74.0	31.95	Peak	141.00	100	Horizontal	Pass
1**	1346.700	33.30	-16.49	54.0	20.70	AV	141.00	100	Horizontal	Pass
2	2479.700	105.58	-11.16	74.0	-31.58	Peak	222.00	200	Horizontal	N/A
2**	2479.700	102.74	-11.16	54.0	-48.74	AV	222.00	200	Horizontal	N/A
3	4960.250	47.53	-3.64	74.0	26.47	Peak	76.00	150	Horizontal	Pass
3**	4960.250	43.89	-3.64	54.0	10.11	AV	76.00	150	Horizontal	Pass
4	7491.250	52.64	1.20	74.0	21.36	Peak	0.00	200	Horizontal	Pass
4**	7491.250	43.76	1.20	54.0	10.24	AV	0.00	200	Horizontal	Pass
5	11798.100	51.68	-0.15	74.0	22.32	Peak	113.00	100	Horizontal	Pass
5**	11798.100	42.34	-0.15	54.0	11.66	AV	113.00	100	Horizontal	Pass
6	17290.463	54.08	2.60	74.0	19.92	Peak	168.00	300	Horizontal	Pass
6**	17290.463	44.78	2.60	54.0	9.22	AV	168.00	300	Horizontal	Pass

8-DPSK HIGH CHANNEL 1 GHz to 18 GHz, ANT V

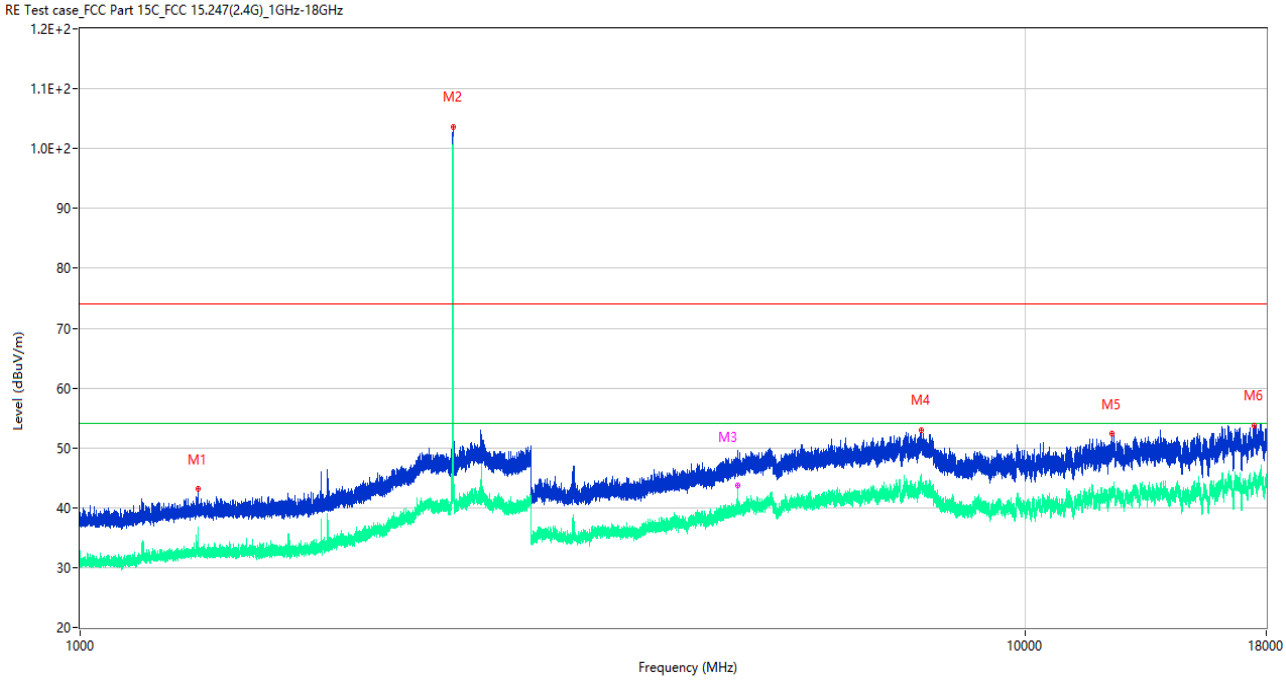

No.	Frequency (MHz)	Results (dBuV/m)	Factor (dB)	Limit (dBuV/m)	Margin (dB)	Detector	Table (Degree)	Height (cm)	Antenna	Verdict
1	1333.100	43.14	-17.17	74.0	30.86	Peak	122.00	200	Vertical	Pass
1**	1333.100	32.92	-17.17	54.0	21.08	AV	122.00	200	Vertical	Pass
2	2480.100	103.64	-11.10	74.0	-29.64	Peak	149.00	200	Vertical	N/A
2**	2480.100	101.47	-11.10	54.0	-47.47	AV	149.00	200	Vertical	N/A
3	4960.750	49.64	-3.50	74.0	24.36	Peak	222.00	150	Vertical	Pass
3**	4960.750	43.69	-3.50	54.0	10.31	AV	222.00	150	Vertical	Pass
4	7759.250	53.03	1.54	74.0	20.97	Peak	16.00	200	Vertical	Pass
4**	7759.250	44.36	1.54	54.0	9.64	AV	16.00	200	Vertical	Pass
5	12345.300	52.31	0.82	74.0	21.69	Peak	206.00	200	Vertical	Pass
5**	12345.300	42.32	0.82	54.0	11.68	AV	206.00	200	Vertical	Pass
6	17467.650	53.77	5.24	74.0	20.23	Peak	0.00	300	Vertical	Pass
6**	17467.650	44.81	5.24	54.0	9.19	AV	0.00	300	Vertical	Pass

A.9 Band Edge (Restricted-band band-edge)

Note [1]: The lowest and highest channels are tested to verify the band edge emissions. Please refer to the following the plots for emissions values.
Note [2]: The test data all are tested in the vertical and horizontal antenna which the trace is max hold. So these plots have shown the worst case.
Note [3]: According the ANSI C63.10-2013, where limits are specified for both average and peak (or quasi-peak) detector functions, if the peak (or quasi-peak) measured value complies with the average limit, it is unnecessary to perform an average measurement.
Note [4]: The Level (dBuV/m) has been corrected by factor.

Test Data and Plots

GFSK LOW CHANNEL

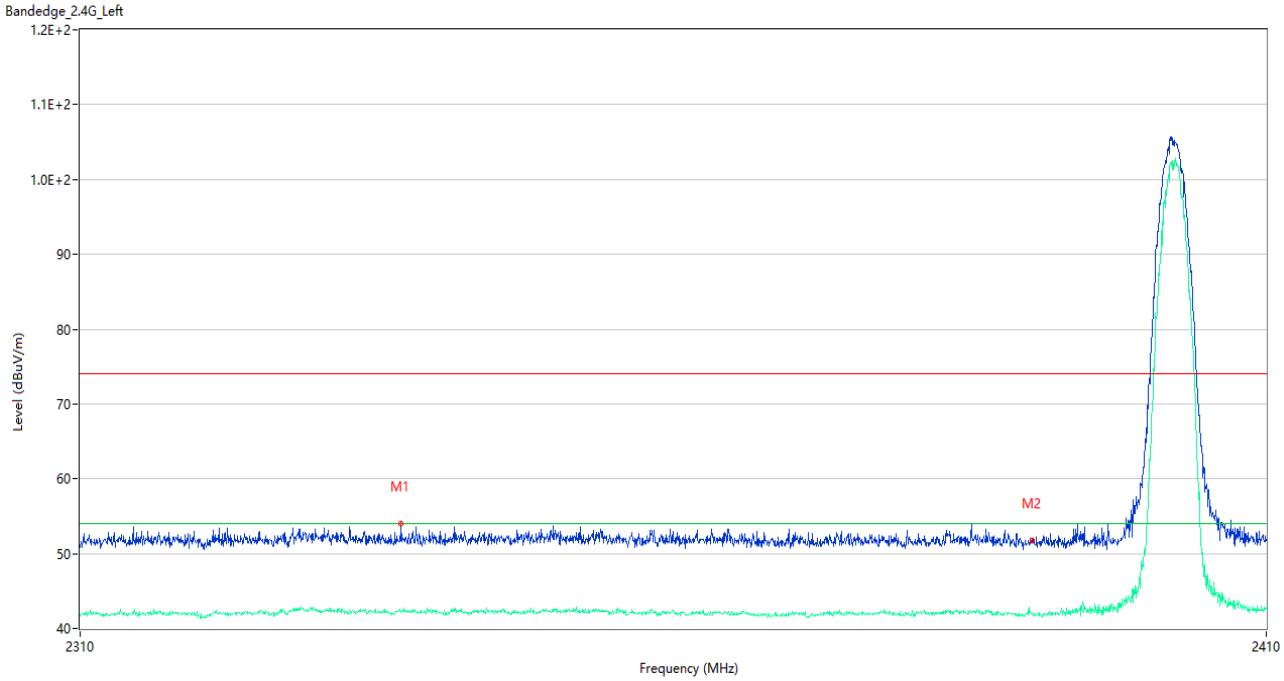

No.	Frequency (MHz)	Results (dBuV/m)	Factor (dB)	Limit (dBuV/m)	Margin (dB)	Detector	Table (Degree)	Height (cm)	Antenna	Verdict
1	2336.650	54.01	-0.90	74.0	19.99	Peak	196.00	200	Horizontal	Pass
1**	2336.650	42.30	-0.90	54.0	11.70	AV	196.00	200	Horizontal	Pass
2	2389.950	51.70	-1.82	74.0	22.30	Peak	57.00	200	Horizontal	Pass
2**	2389.950	42.18	-1.82	54.0	11.82	AV	57.00	200	Horizontal	Pass

GFSK HIGH CHANNEL

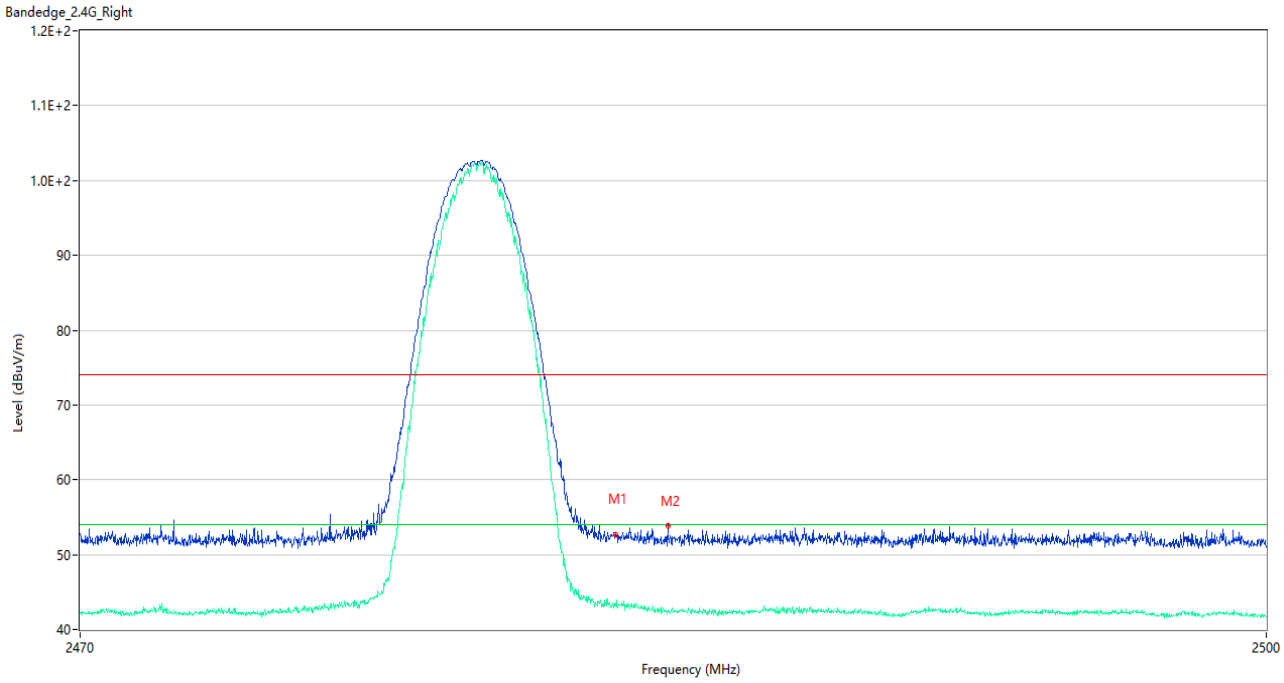

No.	Frequency (MHz)	Results (dBuV/m)	Factor (dB)	Limit (dBuV/m)	Margin (dB)	Detector	Table (Degree)	Height (cm)	Antenna	Verdict
1	2483.500	52.67	-1.10	74.0	21.33	Peak	46.00	150	Horizontal	Pass
1**	2483.500	43.11	-1.10	54.0	10.89	AV	46.00	150	Horizontal	Pass
2	2484.820	53.85	-1.24	74.0	20.15	Peak	252.00	150	Horizontal	Pass
2**	2484.820	42.56	-1.24	54.0	11.44	AV	252.00	150	Horizontal	Pass

8-DPSK LOW CHANNEL

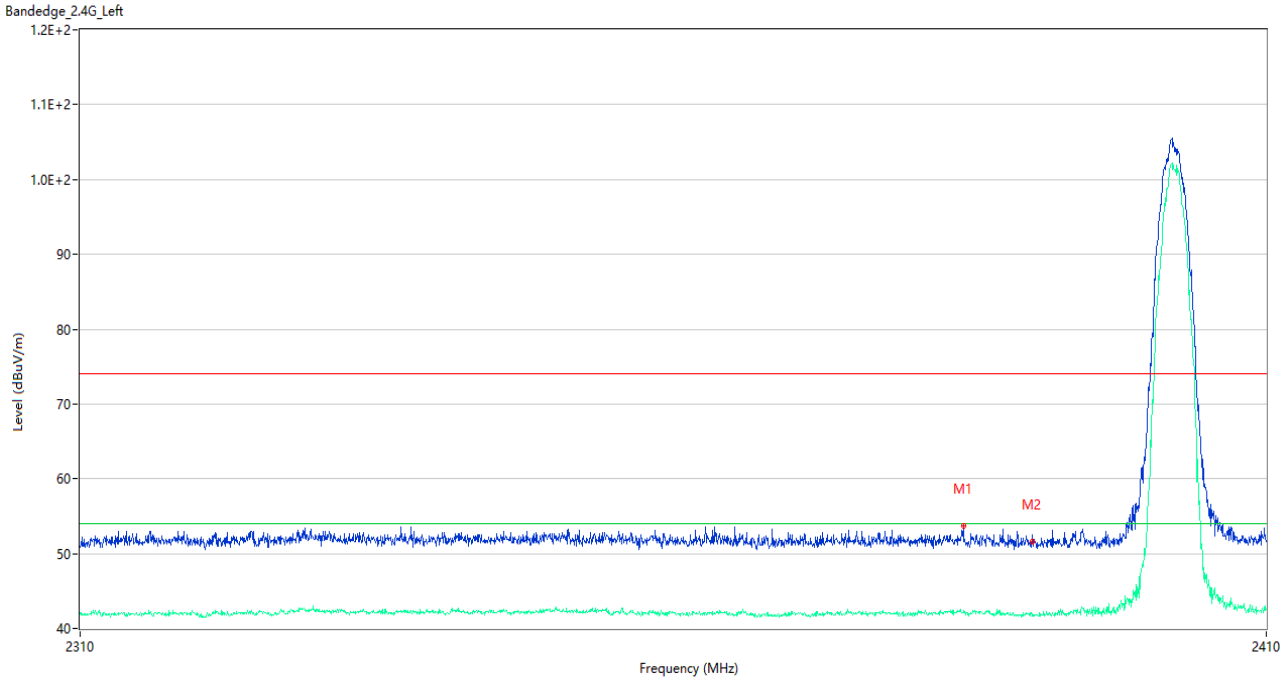

No.	Frequency (MHz)	Results (dBuV/m)	Factor (dB)	Limit (dBuV/m)	Margin (dB)	Detector	Table (Degree)	Height (cm)	Antenna	Verdict
1	2384.050	53.75	-1.51	74.0	20.25	Peak	356.00	150	Horizontal	Pass
1**	2384.050	42.04	-1.51	54.0	11.96	AV	356.00	150	Horizontal	Pass
2	2389.950	51.59	-1.82	74.0	22.41	Peak	327.00	100	Horizontal	Pass
2**	2389.950	41.97	-1.82	54.0	12.03	AV	327.00	100	Horizontal	Pass

8-DPSK HIGH CHANNEL

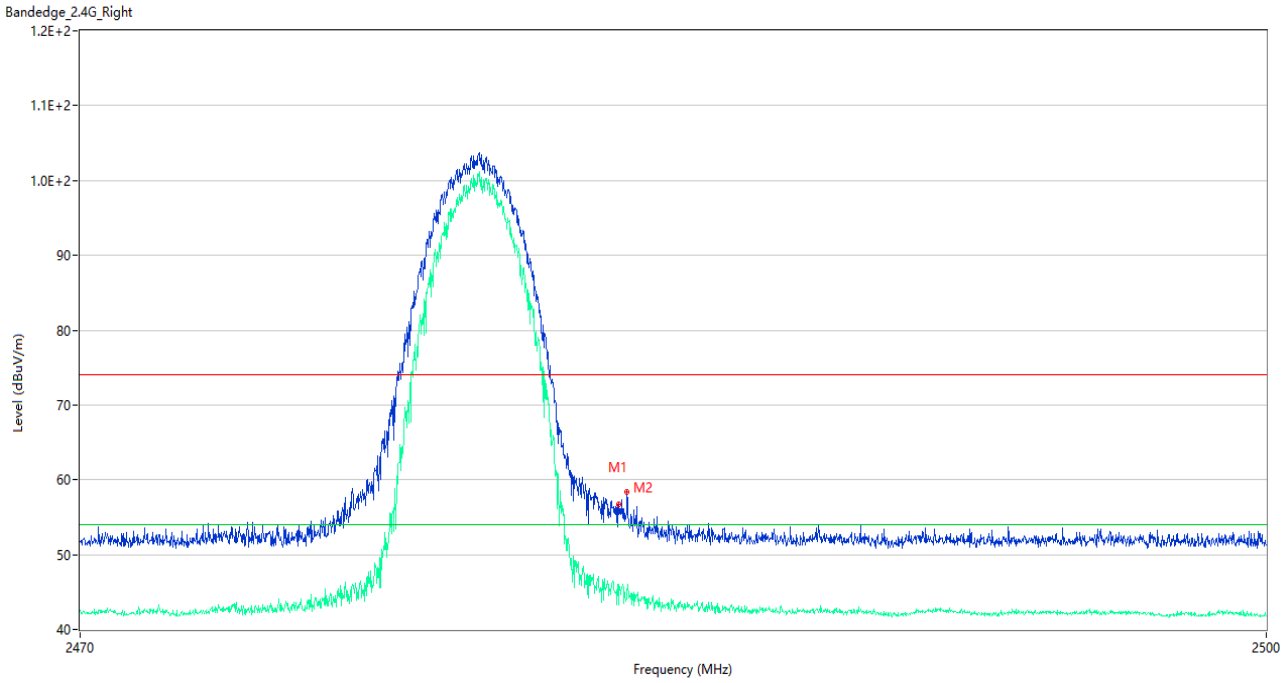

No.	Frequency (MHz)	Results (dBuV/m)	Factor (dB)	Limit (dBuV/m)	Margin (dB)	Detector	Table (Degree)	Height (cm)	Antenna	Verdict
1	2483.575	56.77	-1.09	74.0	17.23	Peak	208.00	150	Horizontal	Pass
1**	2483.575	43.27	-1.09	54.0	10.73	AV	208.00	150	Horizontal	Pass
2	2483.785	58.44	-1.05	74.0	15.56	Peak	151.00	100	Horizontal	Pass
2**	2483.785	45.16	-1.05	54.0	8.84	AV	151.00	100	Horizontal	Pass

ANNEX B TEST SETUP PHOTOS

Please refer the document “BL-SZ2380254-AR.PDF”.

ANNEX C EUT EXTERNAL PHOTOS

Please refer the document “BL-SZ2380254-AW.PDF”.

ANNEX D EUT INTERNAL PHOTOS

Please refer the document “BL-SZ2380254-AI.PDF”.

Statement

1. The laboratory guarantees the scientificity, accuracy and impartiality of the test, and is responsible for all the information in the report, except the information provided by the customer. The customer is responsible for the impact of the information provided on the validity of the results.
2. The report without China inspection body and laboratory Mandatory Approval (CMA) mark has no effect of proving to the society.
3. For the report with CNAS mark or A2LA mark, the items marked with "☆" are not within the accredited scope.
4. This report is invalid if it is altered, without the signature of the testing and approval personnel, or without the “inspection and testing dedicated stamp” or test report stamp.
5. The test data and results are only valid for the tested samples provided by the customer.
6. This report shall not be partially reproduced without the written permission of the laboratory.
7. Any objection shall be raised to the laboratory within 30 days after receiving the report.

--END OF REPORT--