TR-4-E-009 Radiated Emission Test Result

Test Date:	2024-08-07	**Tested By**:	Gen Liu
EUT:	Wireless cast	**Model Number**:	HT007E
Test Mode:	AC80 5690MHz TX mode	**Power Supply**:	DC 5V
Condition:	Temp:23.5°C;Humi:65.2%	**Test Site**:	DDT 3# Chamber
File Path:	d:\ts\2024 report data\Q24071734-2E\FCC ABOVEG KUAIYUE\12		
Memo:	Sample Number:S2071734-001 Power Setting:12		

Test Graph

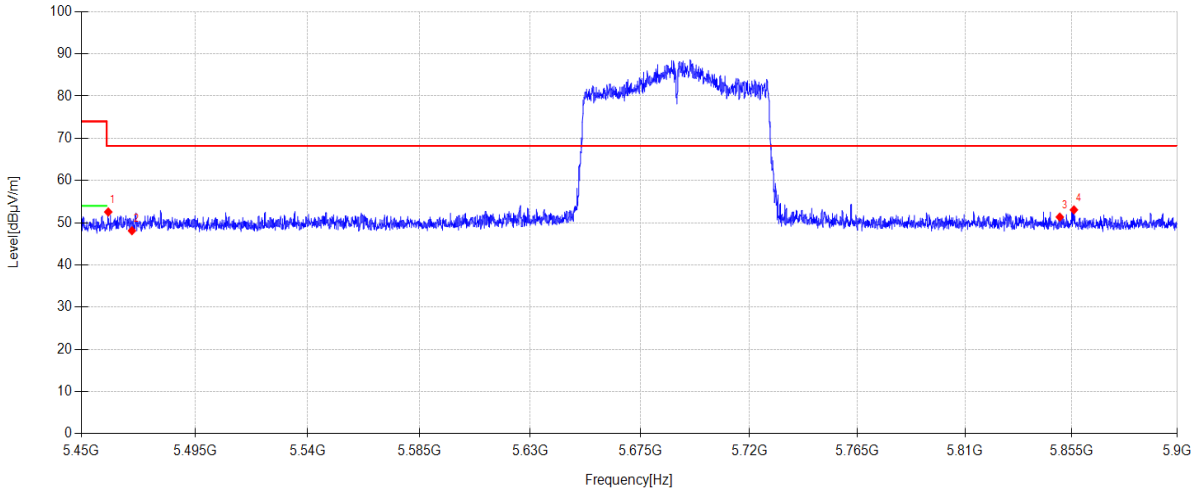

Data List

N O.	Freq. [MHz]	Reading [dBµV/m]	Antenna Factor [dB]	Cable loss [dB]	AMP [dB]	Level [dBµV/m]	Limit [dBµV/m]	Margin [dB]	Detector	Polarity
1	5460.620	44.09	33.00	5.48	-30.02	52.55	68.20	15.65	PK	Vertical
2	5470.000	39.63	33.00	5.49	-30.02	48.10	68.20	20.10	PK	Vertical
3	5850.000	41.58	34.00	5.74	-29.97	51.35	68.20	16.85	PK	Vertical
4	5855.990	43.27	34.01	5.74	-29.97	53.05	68.20	15.15	PK	Vertical

Note:
1. Level = Reading + Cable loss + Antenna Factor + AMP
2. If Peak Result complies with AV limit, AV Result is deemed to comply with AV limit.
3. Test setup: RBW: 1 MHz, VBW: 3 MHz, Sweep time: auto.

TR-4-E-009 Radiated Emission Test Result

Test Date:	2024-08-03	**Tested By**:	Gen Liu
EUT:	Wireless cast	**Model Number**:	HT007E
Test Mode:	11A 5745MHz TX mode	**Power Supply**:	DC 5V
Condition:	Temp:23.5°C;Humi:65.2%	**Test Site**:	DDT 3# Chamber
File Path:	d:\ts\2024 report data\Q24071734-2E\FCC Above 1G 5G Mask\7		
Memo:	Sample Number:S2071734-001 Power Setting:14		

Test Graph

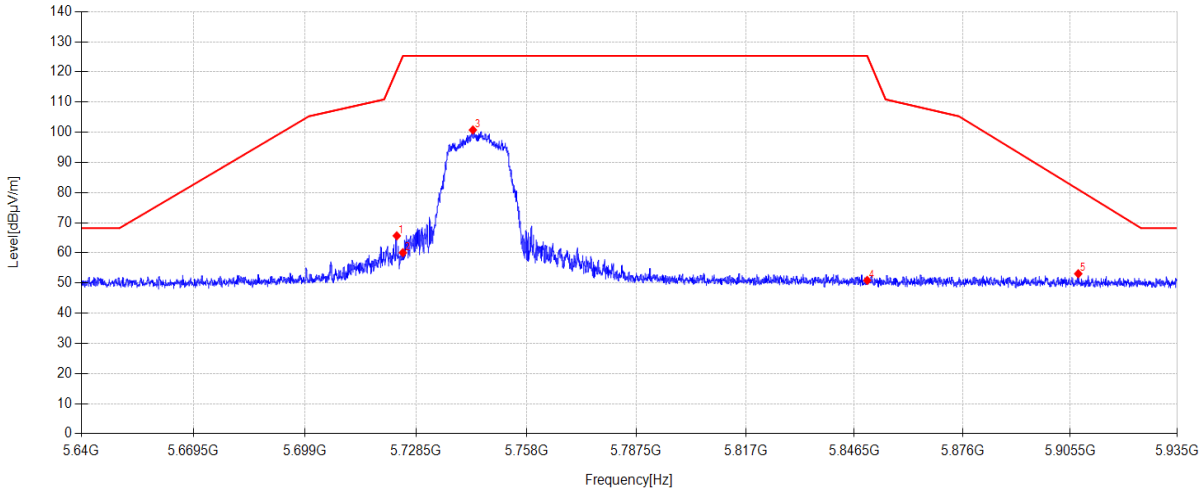

Data List										
N O.	**Freq. [MHz]**	**Reading [dBµV/m]**	**Antenna Factor [dB]**	**Cable loss [dB]**	**AMP [dB]**	**Level [dBµV/m]**	**Limit [dBµV/m]**	**Margin [dB]**	**Detector**	**Polarity**
1	5723.367	56.04	33.74	5.87	-29.99	65.66	120.60	54.94	PK	Horizontal
2	5725.000	50.43	33.75	5.87	-29.99	60.06	125.30	65.24	PK	Horizontal
3	5743.663	91.00	33.86	5.88	-29.98	100.76	125.30	24.54	PK	Horizontal
4	5850.000	40.91	34.00	5.94	-29.97	50.88	125.27	74.39	PK	Horizontal
5	5907.713	42.96	34.12	5.96	-29.96	53.08	81.03	27.95	PK	Horizontal

Note:
1. Level = Reading + Cable loss + Antenna Factor + AMP
2. If Peak Result complies with AV limit, AV Result is deemed to comply with AV limit.
3. Test setup: RBW: 1 MHz, VBW: 3 MHz, Sweep time: auto.

TR-4-E-009 Radiated Emission Test Result

Test Date:	2024-08-03	**Tested By**:	Gen Liu
EUT:	Wireless cast	**Model Number**:	HT007E
Test Mode:	11A 5745MHz TX mode	**Power Supply**:	DC 5V
Condition:	Temp:23.5°C;Humi:65.2%	**Test Site**:	DDT 3# Chamber
File Path:	d:\ts\2024 report data\Q24071734-2E\FCC Above 1G 5G Mask\8		
Memo:	Sample Number:S2071734-001 Power Setting:14		

Test Graph

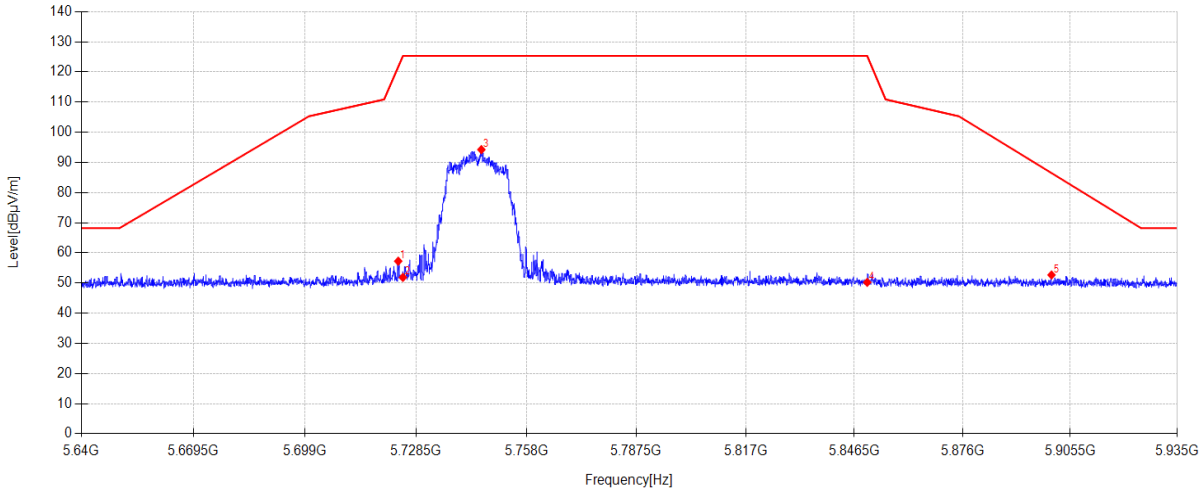

Data List										
N O.	**Freq. [MHz]**	**Reading [dBµV/m]**	**Antenna Factor [dB]**	**Cable loss [dB]**	**AMP [dB]**	**Level [dBµV/m]**	**Limit [dBµV/m]**	**Margin [dB]**	**Detector**	**Polarity**
1	5723.751	47.63	33.74	5.87	-29.99	57.25	121.70	64.45	PK	Vertical
2	5725.000	42.25	33.75	5.87	-29.99	51.88	125.30	73.42	PK	Vertical
3	5745.935	84.46	33.88	5.88	-29.98	94.24	125.30	31.06	PK	Vertical
4	5850.000	40.26	34.00	5.94	-29.97	50.23	125.27	75.04	PK	Vertical
5	5900.367	42.57	34.10	5.96	-29.96	52.67	86.48	33.81	PK	Vertical

Note:
1. Level = Reading + Cable loss + Antenna Factor + AMP
2. If Peak Result complies with AV limit, AV Result is deemed to comply with AV limit.
3. Test setup: RBW: 1 MHz, VBW: 3 MHz, Sweep time: auto.

TR-4-E-009 Radiated Emission Test Result

Test Date:	2024-08-03	**Tested By**:	Gen Liu
EUT:	Wireless cast	**Model Number**:	HT007E
Test Mode:	11A 5785MHz TX mode	**Power Supply**:	DC 5V
Condition:	Temp:23.5°C;Humi:65.2%	**Test Site**:	DDT 3# Chamber
File Path:	d:\ts\2024 report data\Q24071734-2E\FCC Above 1G 5G Mask\9		
Memo:	Sample Number:S2071734-001 Power Setting:14		

Test Graph

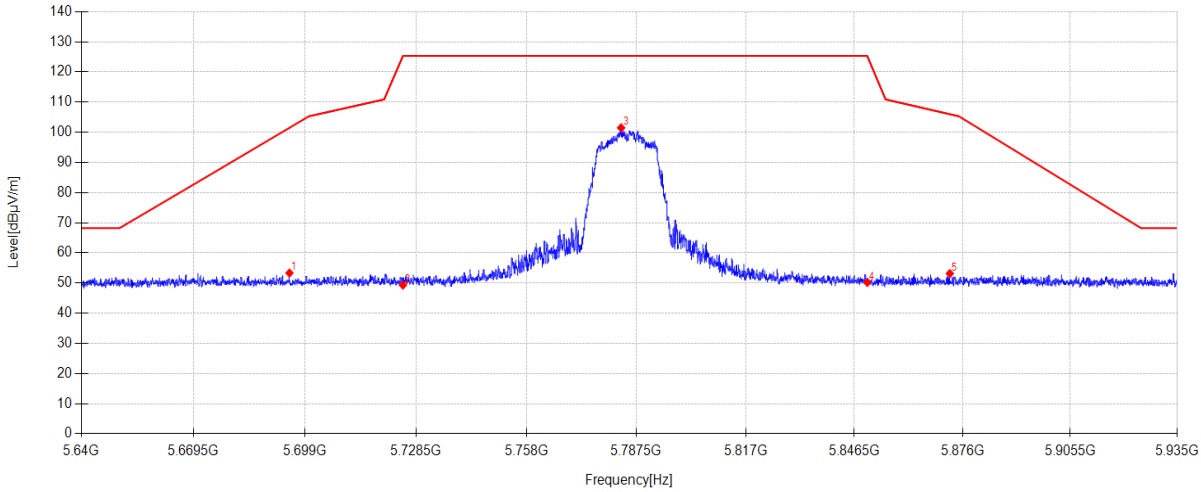

Data List										
N O.	**Freq. [MHz]**	**Reading [dBµV/m]**	**Antenna Factor [dB]**	**Cable loss [dB]**	**AMP [dB]**	**Level [dBµV/m]**	**Limit [dBµV/m]**	**Margin [dB]**	**Detector**	**Polarity**
1	5694.870	43.88	33.58	5.86	-29.99	53.33	101.49	48.16	PK	Horizontal
2	5725.000	39.67	33.75	5.87	-29.99	49.30	125.30	76.00	PK	Horizontal
3	5783.400	91.47	34.10	5.90	-29.98	101.49	125.30	23.81	PK	Horizontal
4	5850.000	40.24	34.00	5.94	-29.97	50.21	125.27	75.06	PK	Horizontal
5	5872.519	43.12	34.05	5.95	-29.97	53.15	105.99	52.84	PK	Horizontal

Note:
1. Level = Reading + Cable loss + Antenna Factor + AMP
2. If Peak Result complies with AV limit, AV Result is deemed to comply with AV limit.
3. Test setup: RBW: 1 MHz, VBW: 3 MHz, Sweep time: auto.

TR-4-E-009 Radiated Emission Test Result

Test Date:	2024-08-03	**Tested By**:	Gen Liu
EUT:	Wireless cast	**Model Number**:	HT007E
Test Mode:	11A 5785MHz TX mode	**Power Supply**:	DC 5V
Condition:	Temp:23.5°C;Humi:65.2%	**Test Site**:	DDT 3# Chamber
File Path:	d:\ts\2024 report data\Q24071734-2E\FCC Above 1G 5G Mask\10		
Memo:	Sample Number:S2071734-001 Power Setting:14		

Test Graph

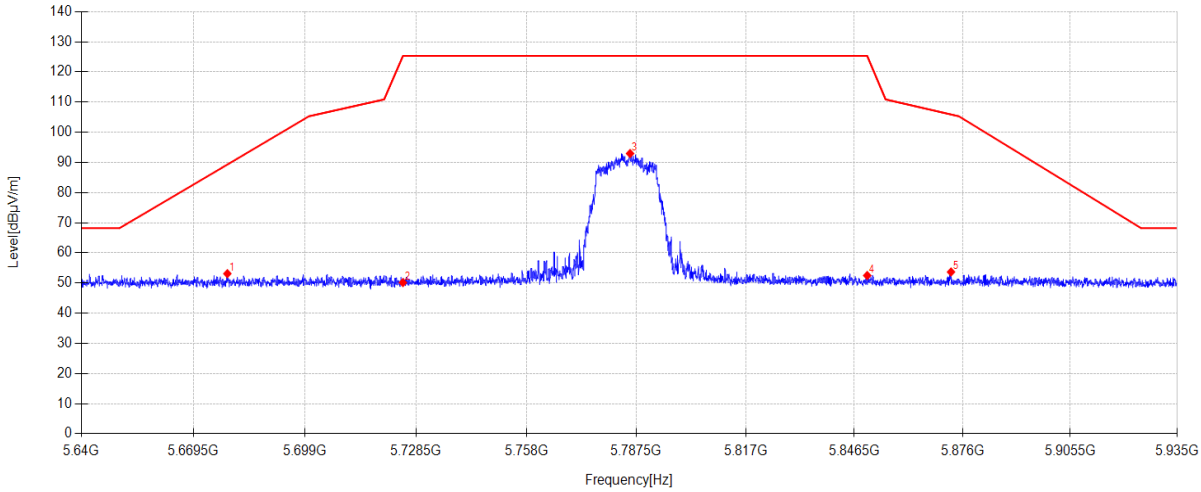

Data List										
N O.	**Freq. [MHz]**	**Reading [dBµV/m]**	**Antenna Factor [dB]**	**Cable loss [dB]**	**AMP [dB]**	**Level [dBµV/m]**	**Limit [dBµV/m]**	**Margin [dB]**	**Detector**	**Polarity**
1	5678.439	43.74	33.51	5.85	-29.99	53.11	89.30	36.19	PK	Vertical
2	5725.000	40.52	33.75	5.87	-29.99	50.15	125.30	75.15	PK	Vertical
3	5785.819	82.92	34.11	5.90	-29.98	92.95	125.30	32.35	PK	Vertical
4	5850.000	42.52	34.00	5.94	-29.97	52.49	125.27	72.78	PK	Vertical
5	5872.844	43.63	34.05	5.95	-29.97	53.66	105.90	52.24	PK	Vertical

Note:
1. Level = Reading + Cable loss + Antenna Factor + AMP
2. If Peak Result complies with AV limit, AV Result is deemed to comply with AV limit.
3. Test setup: RBW: 1 MHz, VBW: 3 MHz, Sweep time: auto.

TR-4-E-009 Radiated Emission Test Result

Test Date:	2024-08-03	**Tested By**:	Gen Liu
EUT:	Wireless cast	**Model Number**:	HT007E
Test Mode:	11A 5825MHz TX mode	**Power Supply**:	DC 5V
Condition:	Temp:23.5°C;Humi:65.2%	**Test Site**:	DDT 3# Chamber
File Path:	d:\ts\2024 report data\Q24071734-2E\FCC Above 1G 5G Mask\11		
Memo:	Sample Number:S2071734-001 Power Setting:14		

Test Graph

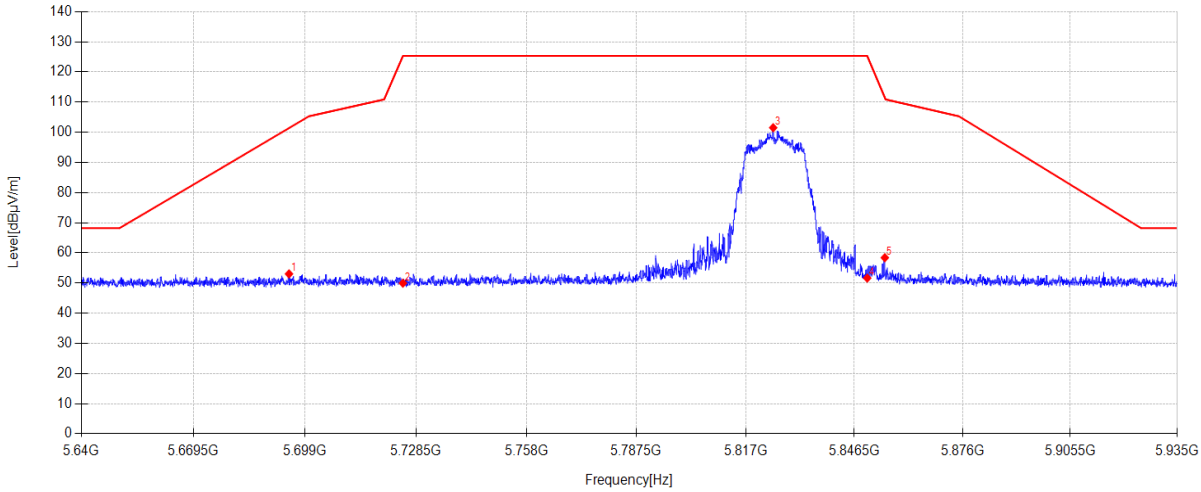

Data List										
N O.	**Freq. [MHz]**	**Reading [dBµV/m]**	**Antenna Factor [dB]**	**Cable loss [dB]**	**AMP [dB]**	**Level [dBµV/m]**	**Limit [dBµV/m]**	**Margin [dB]**	**Detector**	**Polarity**
1	5694.752	43.58	33.58	5.86	-29.99	53.03	101.41	48.38	PK	Horizontal
2	5725.000	40.32	33.75	5.87	-29.99	49.95	125.30	75.35	PK	Horizontal
3	5824.464	91.47	34.10	5.92	-29.97	101.52	125.30	23.78	PK	Horizontal
4	5850.000	41.66	34.00	5.94	-29.97	51.63	125.27	73.64	PK	Horizontal
5	5854.790	48.43	34.01	5.94	-29.97	58.41	111.51	53.10	PK	Horizontal

Note:
1. Level = Reading + Cable loss + Antenna Factor + AMP
2. If Peak Result complies with AV limit, AV Result is deemed to comply with AV limit.
3. Test setup: RBW: 1 MHz, VBW: 3 MHz, Sweep time: auto.

TR-4-E-009 Radiated Emission Test Result

Test Date:	2024-08-03	**Tested By**:	Gen Liu
EUT:	Wireless cast	**Model Number**:	HT007E
Test Mode:	11A 5825MHz TX mode	**Power Supply**:	DC 5V
Condition:	Temp:23.5°C;Humi:65.2%	**Test Site**:	DDT 3# Chamber
File Path:	d:\ts\2024 report data\Q24071734-2E\FCC Above 1G 5G Mask\12		
Memo:	Sample Number:S2071734-001 Power Setting:14		

Test Graph

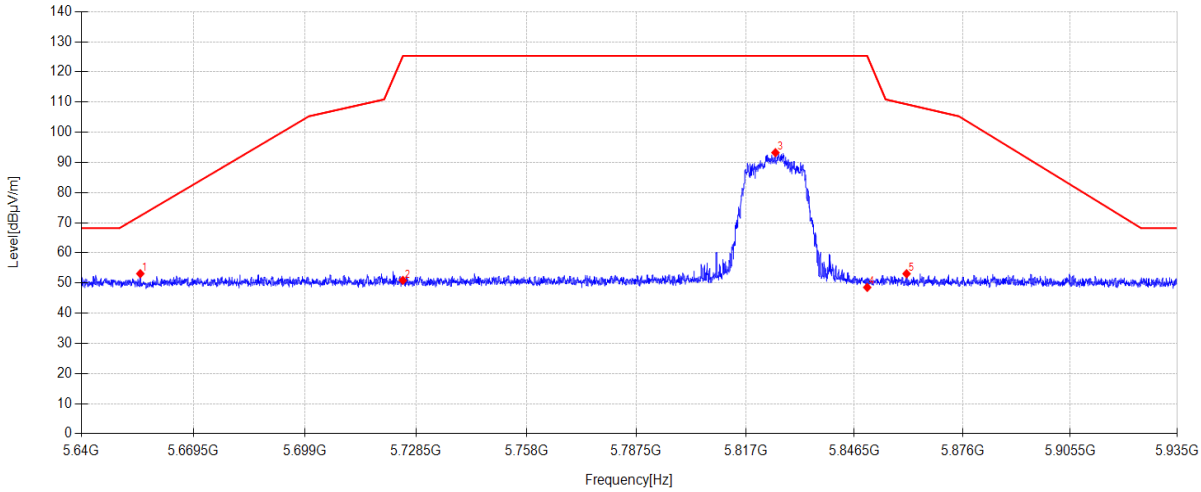

Data List										
N O.	**Freq. [MHz]**	**Reading [dBµV/m]**	**Antenna Factor [dB]**	**Cable loss [dB]**	**AMP [dB]**	**Level [dBµV/m]**	**Limit [dBµV/m]**	**Margin [dB]**	**Detector**	**Polarity**
1	5655.488	43.83	33.42	5.84	-29.99	53.10	72.27	19.17	PK	Vertical
2	5725.000	41.26	33.75	5.87	-29.99	50.89	125.30	74.41	PK	Vertical
3	5825.083	83.19	34.10	5.92	-29.97	93.24	125.30	32.06	PK	Vertical
4	5850.000	38.58	34.00	5.94	-29.97	48.55	125.27	76.72	PK	Vertical
5	5860.719	43.09	34.02	5.94	-29.97	53.08	109.30	56.22	PK	Vertical

Note:
1. Level = Reading + Cable loss + Antenna Factor + AMP
2. If Peak Result complies with AV limit, AV Result is deemed to comply with AV limit.
3. Test setup: RBW: 1 MHz, VBW: 3 MHz, Sweep time: auto.

TR-4-E-009 Radiated Emission Test Result

Test Date:	2024-08-03	**Tested By**:	Gen Liu
EUT:	Wireless cast	**Model Number**:	HT007E
Test Mode:	11N20 5745MHz TX mode	**Power Supply**:	DC 5V
Condition:	Temp:23.5°C;Humi:65.2%	**Test Site**:	DDT 3# Chamber
File Path:	d:\ts\2024 report data\Q24071734-2E\FCC Above 1G 5G Mask\13		
Memo:	Sample Number:S2071734-001 Power Setting:14		

Test Graph

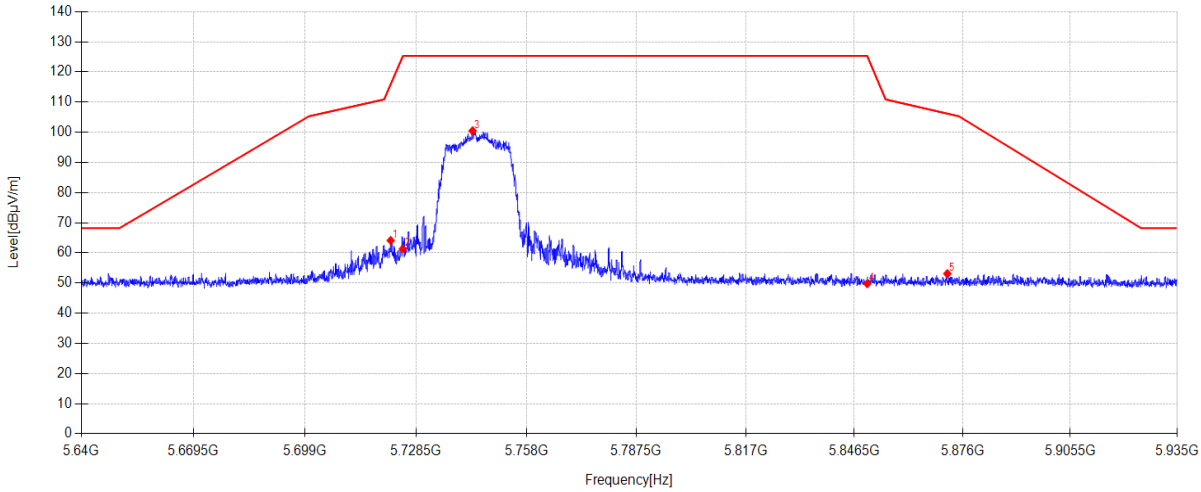

Data List										
N O.	**Freq. [MHz]**	**Reading [dBµV/m]**	**Antenna Factor [dB]**	**Cable loss [dB]**	**AMP [dB]**	**Level [dBµV/m]**	**Limit [dBµV/m]**	**Margin [dB]**	**Detector**	**Polarity**
1	5721.745	54.51	33.73	5.87	-29.99	64.12	115.92	51.80	PK	Horizontal
2	5725.000	51.68	33.75	5.87	-29.99	61.31	125.30	63.99	PK	Horizontal
3	5743.575	90.72	33.86	5.88	-29.98	100.48	125.30	24.82	PK	Horizontal
4	5850.000	39.80	34.00	5.94	-29.97	49.77	125.27	75.50	PK	Horizontal
5	5871.841	43.08	34.04	5.95	-29.97	53.10	106.18	53.08	PK	Horizontal

Note:
1. Level = Reading + Cable loss + Antenna Factor + AMP
2. If Peak Result complies with AV limit, AV Result is deemed to comply with AV limit.
3. Test setup: RBW: 1 MHz, VBW: 3 MHz, Sweep time: auto.

TR-4-E-009 Radiated Emission Test Result

Test Date:	2024-08-03	**Tested By**:	Gen Liu
EUT:	Wireless cast	**Model Number**:	HT007E
Test Mode:	11N20 5745MHz TX mode	**Power Supply**:	DC 5V
Condition:	Temp:23.5°C;Humi:65.2%	**Test Site**:	DDT 3# Chamber
File Path:	d:\ts\2024 report data\Q24071734-2E\FCC Above 1G 5G Mask\14		
Memo:	Sample Number:S2071734-001 Power Setting:14		

Test Graph

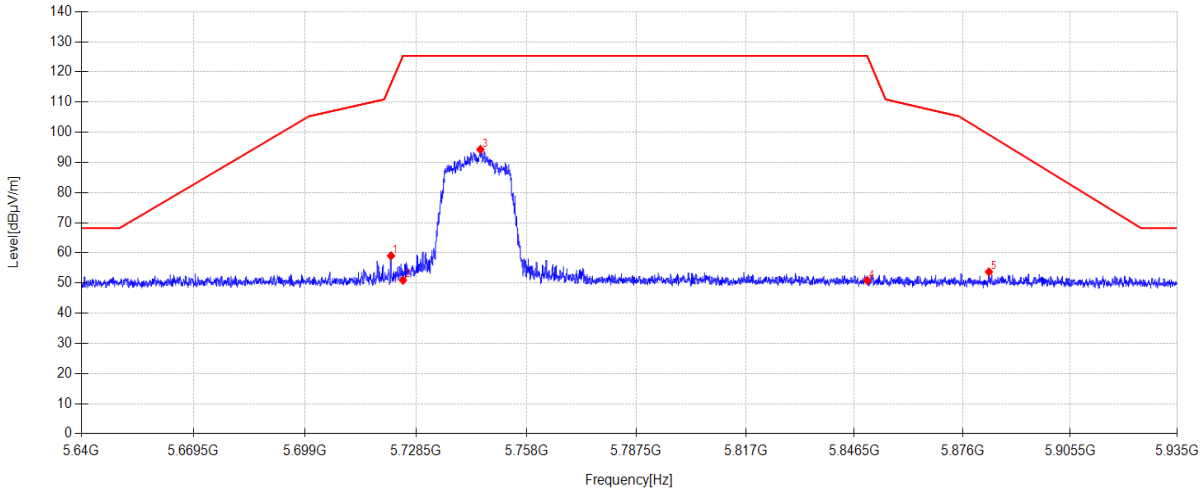

Data List										
N O.	**Freq. [MHz]**	**Reading [dBµV/m]**	**Antenna Factor [dB]**	**Cable loss [dB]**	**AMP [dB]**	**Level [dBµV/m]**	**Limit [dBµV/m]**	**Margin [dB]**	**Detector**	**Polarity**
1	5721.833	49.41	33.73	5.87	-29.99	59.02	116.18	57.16	PK	Vertical
2	5725.000	41.31	33.75	5.87	-29.99	50.94	125.30	74.36	PK	Vertical
3	5745.669	84.52	33.87	5.88	-29.98	94.29	125.30	31.01	PK	Vertical
4	5850.000	40.91	34.00	5.94	-29.97	50.88	125.27	74.39	PK	Vertical
5	5883.228	43.65	34.07	5.95	-29.97	53.70	99.20	45.50	PK	Vertical

Note:
1. Level = Reading + Cable loss + Antenna Factor + AMP
2. If Peak Result complies with AV limit, AV Result is deemed to comply with AV limit.
3. Test setup: RBW: 1 MHz, VBW: 3 MHz, Sweep time: auto.

TR-4-E-009 Radiated Emission Test Result

Test Date:	2024-08-03	**Tested By**:	Gen Liu
EUT:	Wireless cast	**Model Number**:	HT007E
Test Mode:	11N20 5785MHz TX mode	**Power Supply**:	DC 5V
Condition:	Temp:23.5°C;Humi:65.2%	**Test Site**:	DDT 3# Chamber
File Path:	d:\ts\2024 report data\Q24071734-2E\FCC Above 1G 5G Mask\15		
Memo:	Sample Number:S2071734-001 Power Setting:14		

Test Graph

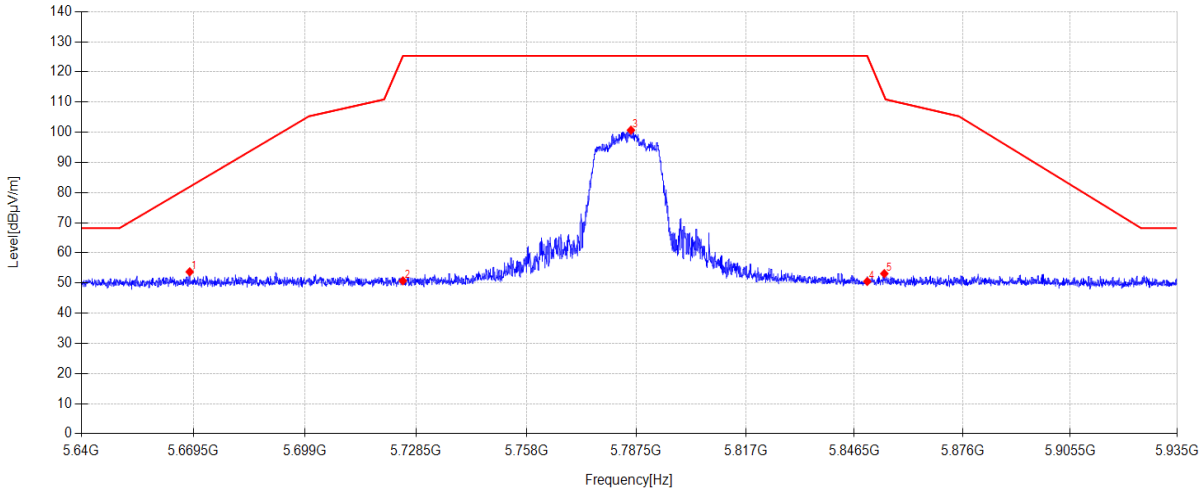

Data List										
N O.	**Freq. [MHz]**	**Reading [dBµV/m]**	**Antenna Factor [dB]**	**Cable loss [dB]**	**AMP [dB]**	**Level [dBµV/m]**	**Limit [dBµV/m]**	**Margin [dB]**	**Detector**	**Polarity**
1	5668.497	44.39	33.47	5.84	-29.99	53.71	81.92	28.21	PK	Horizontal
2	5725.000	41.10	33.75	5.87	-29.99	50.73	125.30	74.57	PK	Horizontal
3	5786.055	90.65	34.12	5.90	-29.98	100.69	125.30	24.61	PK	Horizontal
4	5850.000	40.55	34.00	5.94	-29.97	50.52	125.27	74.75	PK	Horizontal
5	5854.642	43.14	34.01	5.94	-29.97	53.12	111.93	58.81	PK	Horizontal

Note:
1. Level = Reading + Cable loss + Antenna Factor + AMP
2. If Peak Result complies with AV limit, AV Result is deemed to comply with AV limit.
3. Test setup: RBW: 1 MHz, VBW: 3 MHz, Sweep time: auto.

TR-4-E-009 Radiated Emission Test Result

Test Date:	2024-08-03	**Tested By**:	Gen Liu
EUT:	Wireless cast	**Model Number**:	HT007E
Test Mode:	11N20 5785MHz TX mode	**Power Supply**:	DC 5V
Condition:	Temp:23.5°C;Humi:65.2%	**Test Site**:	DDT 3# Chamber
File Path:	d:\ts\2024 report data\Q24071734-2E\FCC Above 1G 5G Mask\16		
Memo:	Sample Number:S2071734-001 Power Setting:14		

Test Graph

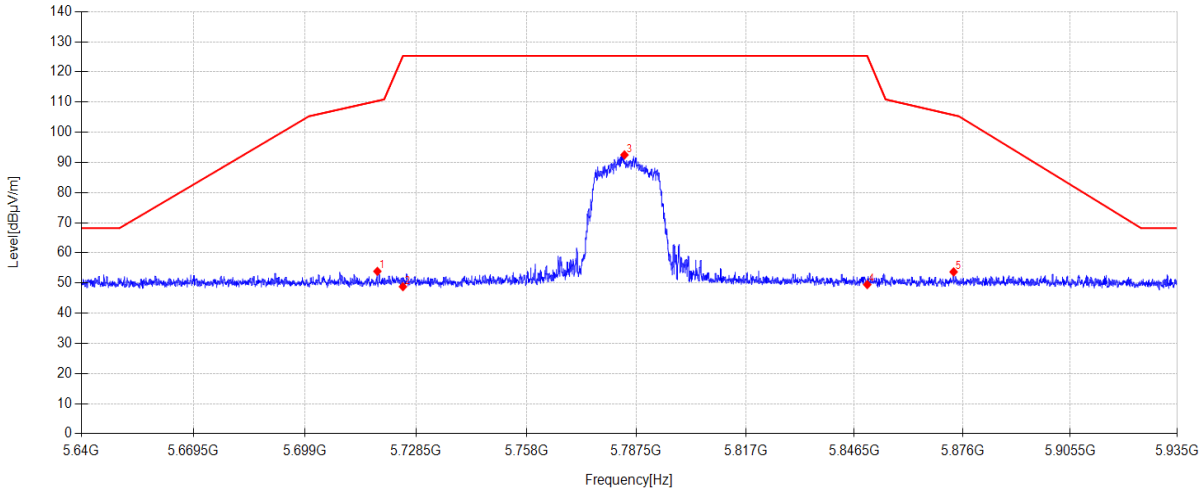

Data List										
N O.	**Freq. [MHz]**	**Reading [dBµV/m]**	**Antenna Factor [dB]**	**Cable loss [dB]**	**AMP [dB]**	**Level [dBµV/m]**	**Limit [dBµV/m]**	**Margin [dB]**	**Detector**	**Polarity**
1	5718.205	44.28	33.71	5.87	-29.99	53.87	110.40	56.53	PK	Vertical
2	5725.000	39.16	33.75	5.87	-29.99	48.79	125.30	76.51	PK	Vertical
3	5784.314	82.47	34.11	5.90	-29.98	92.50	125.30	32.80	PK	Vertical
4	5850.000	39.51	34.00	5.94	-29.97	49.48	125.27	75.79	PK	Vertical
5	5873.552	43.67	34.05	5.95	-29.97	53.70	105.71	52.01	PK	Vertical

Note:
1. Level = Reading + Cable loss + Antenna Factor + AMP
2. If Peak Result complies with AV limit, AV Result is deemed to comply with AV limit.
3. Test setup: RBW: 1 MHz, VBW: 3 MHz, Sweep time: auto.

TR-4-E-009 Radiated Emission Test Result

Test Date:	2024-08-03	**Tested By**:	Gen Liu
EUT:	Wireless cast	**Model Number**:	HT007E
Test Mode:	11N20 5825MHz TX mode	**Power Supply**:	DC 5V
Condition:	Temp:23.5°C;Humi:65.2%	**Test Site**:	DDT 3# Chamber
File Path:	d:\ts\2024 report data\Q24071734-2E\FCC Above 1G 5G Mask\17		
Memo:	Sample Number:S2071734-001 Power Setting:14		

Test Graph

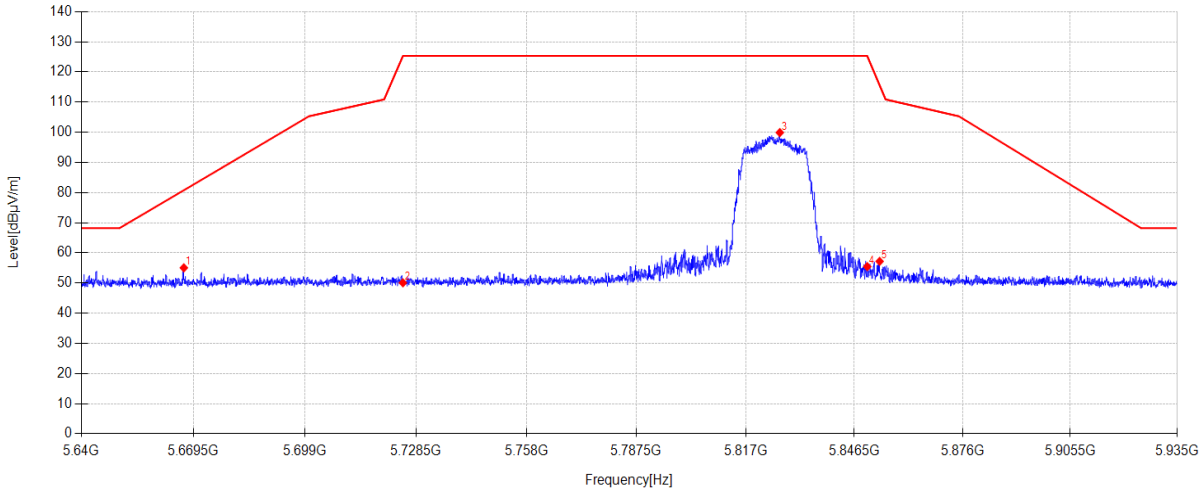

Data List										
N O.	**Freq. [MHz]**	**Reading [dBµV/m]**	**Antenna Factor [dB]**	**Cable loss [dB]**	**AMP [dB]**	**Level [dBµV/m]**	**Limit [dBµV/m]**	**Margin [dB]**	**Detector**	**Polarity**
1	5666.963	45.72	33.47	5.84	-29.99	55.04	80.79	25.75	PK	Horizontal
2	5725.000	40.45	33.75	5.87	-29.99	50.08	125.30	75.22	PK	Horizontal
3	5826.263	89.86	34.09	5.92	-29.97	99.90	125.30	25.40	PK	Horizontal
4	5850.000	45.49	34.00	5.94	-29.97	55.46	125.27	69.81	PK	Horizontal
5	5853.374	47.20	34.01	5.94	-29.97	57.18	115.58	58.40	PK	Horizontal

Note:
1. Level = Reading + Cable loss + Antenna Factor + AMP
2. If Peak Result complies with AV limit, AV Result is deemed to comply with AV limit.
3. Test setup: RBW: 1 MHz, VBW: 3 MHz, Sweep time: auto.

TR-4-E-009 Radiated Emission Test Result

Test Date:	2024-08-03	**Tested By**:	Gen Liu
EUT:	Wireless cast	**Model Number**:	HT007E
Test Mode:	11N20 5825MHz TX mode	**Power Supply**:	DC 5V
Condition:	Temp:23.5°C;Humi:65.2%	**Test Site**:	DDT 3# Chamber
File Path:	d:\ts\2024 report data\Q24071734-2E\FCC Above 1G 5G Mask\18		
Memo:	Sample Number:S2071734-001 Power Setting:14		

Test Graph

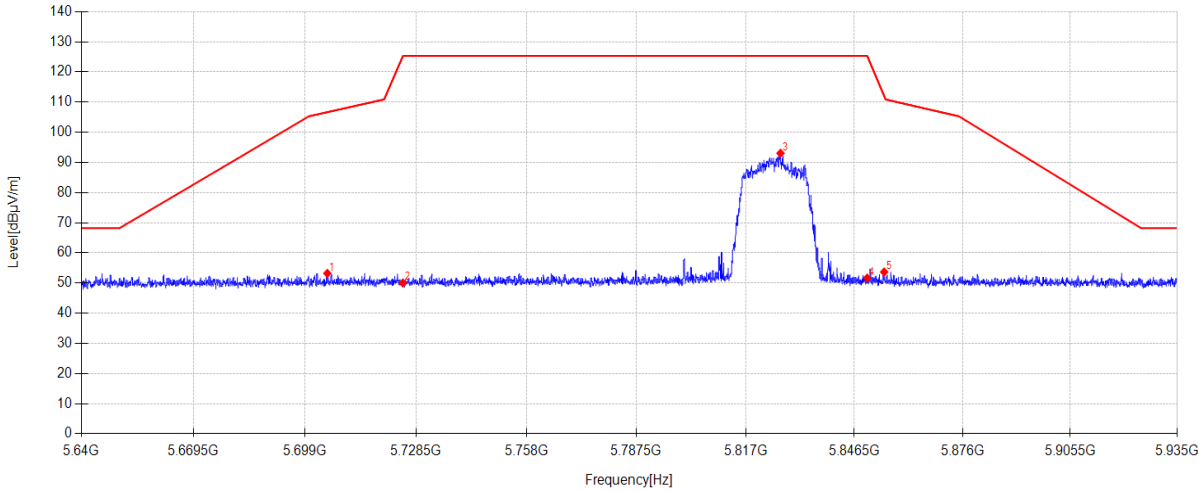

Data List										
N O.	**Freq. [MHz]**	**Reading [dBµV/m]**	**Antenna Factor [dB]**	**Cable loss [dB]**	**AMP [dB]**	**Level [dBµV/m]**	**Limit [dBµV/m]**	**Margin [dB]**	**Detector**	**Polarity**
1	5704.900	43.72	33.63	5.86	-29.99	53.22	106.67	53.45	PK	Vertical
2	5725.000	40.40	33.75	5.87	-29.99	50.03	125.30	75.27	PK	Vertical
3	5826.440	83.00	34.09	5.92	-29.97	93.04	125.30	32.26	PK	Vertical
4	5850.000	41.68	34.00	5.94	-29.97	51.65	125.27	73.62	PK	Vertical
5	5854.613	43.68	34.01	5.94	-29.97	53.66	112.02	58.36	PK	Vertical

Note:
1. Level = Reading + Cable loss + Antenna Factor + AMP
2. If Peak Result complies with AV limit, AV Result is deemed to comply with AV limit.
3. Test setup: RBW: 1 MHz, VBW: 3 MHz, Sweep time: auto.

TR-4-E-009 Radiated Emission Test Result

Test Date:	2024-08-03	**Tested By**:	Gen Liu
EUT:	Wireless cast	**Model Number**:	HT007E
Test Mode:	11AC20 5745MHz TX mode	**Power Supply**:	DC 5V
Condition:	Temp:23.5°C;Humi:65.2%	**Test Site**:	DDT 3# Chamber
File Path:	d:\ts\2024 report data\Q24071734-2E\FCC Above 1G 5G Mask\1		
Memo:	Sample Number:S2071734-001 Power Setting:14		

Test Graph

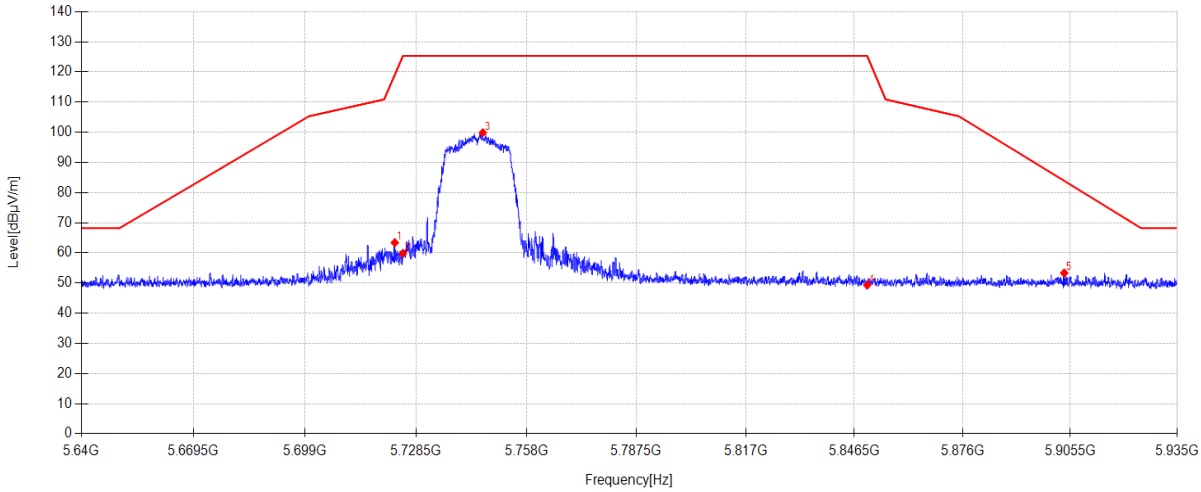

Data List										
N O.	**Freq. [MHz]**	**Reading [dBµV/m]**	**Antenna Factor [dB]**	**Cable loss [dB]**	**AMP [dB]**	**Level [dBµV/m]**	**Limit [dBµV/m]**	**Margin [dB]**	**Detector**	**Polarity**
1	5722.836	53.78	33.74	5.87	-29.99	63.40	119.07	55.67	PK	Horizontal
2	5725.000	50.20	33.75	5.87	-29.99	59.83	125.30	65.47	PK	Horizontal
3	5746.318	90.06	33.88	5.88	-29.98	99.84	125.30	25.46	PK	Horizontal
4	5850.000	39.34	34.00	5.94	-29.97	49.31	125.27	75.96	PK	Horizontal
5	5903.848	43.22	34.11	5.96	-29.96	53.33	83.89	30.56	PK	Horizontal

Note:
1. Level = Reading + Cable loss + Antenna Factor + AMP
2. If Peak Result complies with AV limit, AV Result is deemed to comply with AV limit.
3. Test setup: RBW: 1 MHz, VBW: 3 MHz, Sweep time: auto.

TR-4-E-009 Radiated Emission Test Result

Test Date:	2024-08-03	**Tested By**:	Gen Liu
EUT:	Wireless cast	**Model Number**:	HT007E
Test Mode:	11AC20 5745MHz TX mode	**Power Supply**:	DC 5V
Condition:	Temp:23.5°C;Humi:65.2%	**Test Site**:	DDT 3# Chamber
File Path:	d:\ts\2024 report data\Q24071734-2E\FCC Above 1G 5G Mask\2		
Memo:	Sample Number:S2071734-001 Power Setting:14		

Test Graph

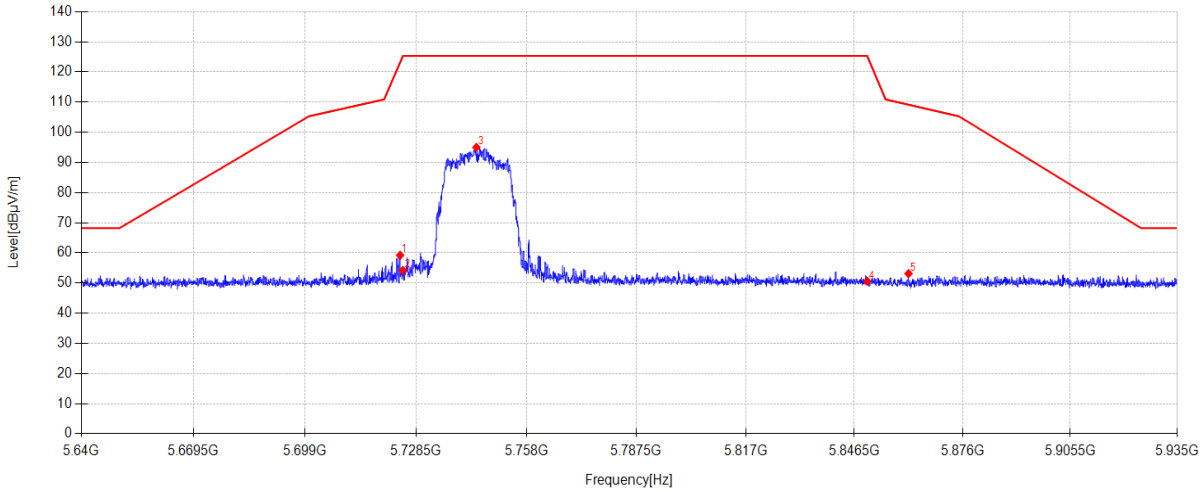

Data List										
N O.	**Freq. [MHz]**	**Reading [dBµV/m]**	**Antenna Factor [dB]**	**Cable loss [dB]**	**AMP [dB]**	**Level [dBµV/m]**	**Limit [dBµV/m]**	**Margin [dB]**	**Detector**	**Polarity**
1	5724.252	49.56	33.75	5.87	-29.99	59.19	123.15	63.96	PK	Vertical
2	5725.000	44.58	33.75	5.87	-29.99	54.21	125.30	71.09	PK	Vertical
3	5744.607	85.23	33.87	5.88	-29.98	95.00	125.30	30.30	PK	Vertical
4	5850.000	40.59	34.00	5.94	-29.97	50.56	125.27	74.71	PK	Vertical
5	5861.250	43.13	34.02	5.94	-29.97	53.12	109.15	56.03	PK	Vertical

Note:
1. Level = Reading + Cable loss + Antenna Factor + AMP
2. If Peak Result complies with AV limit, AV Result is deemed to comply with AV limit.
3. Test setup: RBW: 1 MHz, VBW: 3 MHz, Sweep time: auto.

TR-4-E-009 Radiated Emission Test Result

Test Date:	2024-08-03	**Tested By**:	Gen Liu
EUT:	Wireless cast	**Model Number**:	HT007E
Test Mode:	11AC20 5785MHz TX mode	**Power Supply**:	DC 5V
Condition:	Temp:23.5°C;Humi:65.2%	**Test Site**:	DDT 3# Chamber
File Path:	d:\ts\2024 report data\Q24071734-2E\FCC Above 1G 5G Mask\3		
Memo:	Sample Number:S2071734-001 Power Setting:14		

Test Graph

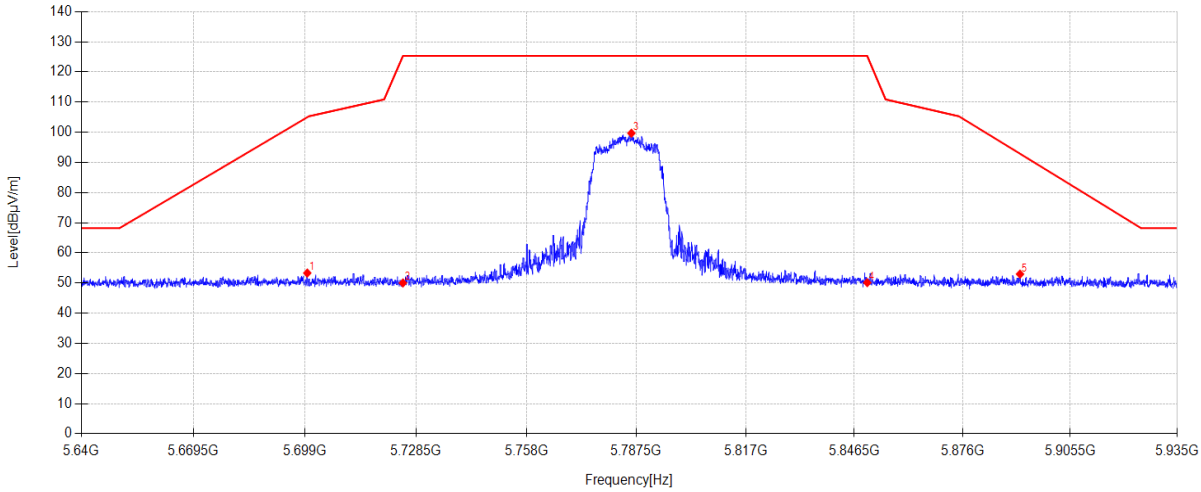

Data List										
N O.	**Freq. [MHz]**	**Reading [dBµV/m]**	**Antenna Factor [dB]**	**Cable loss [dB]**	**AMP [dB]**	**Level [dBµV/m]**	**Limit [dBµV/m]**	**Margin [dB]**	**Detector**	**Polarity**
1	5699.590	43.85	33.60	5.86	-29.99	53.32	105.00	51.68	PK	Horizontal
2	5725.000	40.39	33.75	5.87	-29.99	50.02	125.30	75.28	PK	Horizontal
3	5786.173	89.65	34.12	5.90	-29.98	99.69	125.30	25.61	PK	Horizontal
4	5850.000	40.17	34.00	5.94	-29.97	50.14	125.27	75.13	PK	Horizontal
5	5891.724	42.88	34.08	5.96	-29.96	52.96	92.89	39.93	PK	Horizontal

Note:
1. Level = Reading + Cable loss + Antenna Factor + AMP
2. If Peak Result complies with AV limit, AV Result is deemed to comply with AV limit.
3. Test setup: RBW: 1 MHz, VBW: 3 MHz, Sweep time: auto.

TR-4-E-009 Radiated Emission Test Result

Test Date:	2024-08-03	**Tested By**:	Gen Liu
EUT:	Wireless cast	**Model Number**:	HT007E
Test Mode:	11AC20 5785MHz TX mode	**Power Supply**:	DC 5V
Condition:	Temp:23.5°C;Humi:65.2%	**Test Site**:	DDT 3# Chamber
File Path:	d:\ts\2024 report data\Q24071734-2E\FCC Above 1G 5G Mask\4		
Memo:	Sample Number:S2071734-001 Power Setting:14		

Test Graph

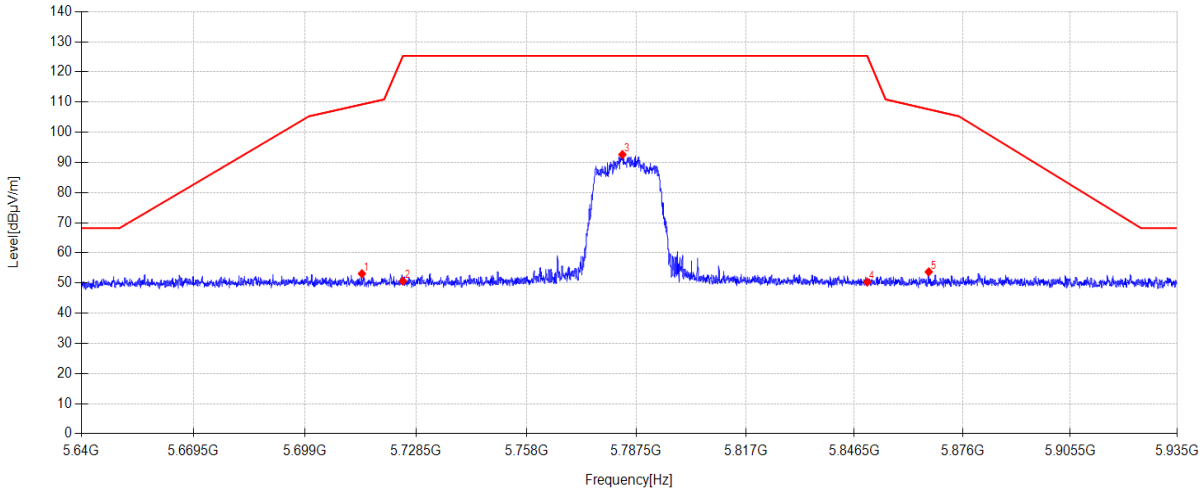

Data List										
N O.	**Freq. [MHz]**	**Reading [dBµV/m]**	**Antenna Factor [dB]**	**Cable loss [dB]**	**AMP [dB]**	**Level [dBµV/m]**	**Limit [dBµV/m]**	**Margin [dB]**	**Detector**	**Polarity**
1	5714.104	43.53	33.68	5.87	-29.99	53.09	109.25	56.16	PK	Vertical
2	5725.000	41.01	33.75	5.87	-29.99	50.64	125.30	74.66	PK	Vertical
3	5783.754	82.59	34.10	5.90	-29.98	92.61	125.30	32.69	PK	Vertical
4	5850.000	40.35	34.00	5.94	-29.97	50.32	125.27	74.95	PK	Vertical
5	5866.767	43.70	34.03	5.94	-29.97	53.70	107.61	53.91	PK	Vertical

Note:
1. Level = Reading + Cable loss + Antenna Factor + AMP
2. If Peak Result complies with AV limit, AV Result is deemed to comply with AV limit.
3. Test setup: RBW: 1 MHz, VBW: 3 MHz, Sweep time: auto.

TR-4-E-009 Radiated Emission Test Result

Test Date:	2024-08-03	**Tested By**:	Gen Liu
EUT:	Wireless cast	**Model Number**:	HT007E
Test Mode:	11AC20 5825MHz TX mode	**Power Supply**:	DC 5V
Condition:	Temp:23.5°C;Humi:65.2%	**Test Site**:	DDT 3# Chamber
File Path:	d:\ts\2024 report data\Q24071734-2E\FCC Above 1G 5G Mask\5		
Memo:	Sample Number:S2071734-001 Power Setting:14		

Test Graph

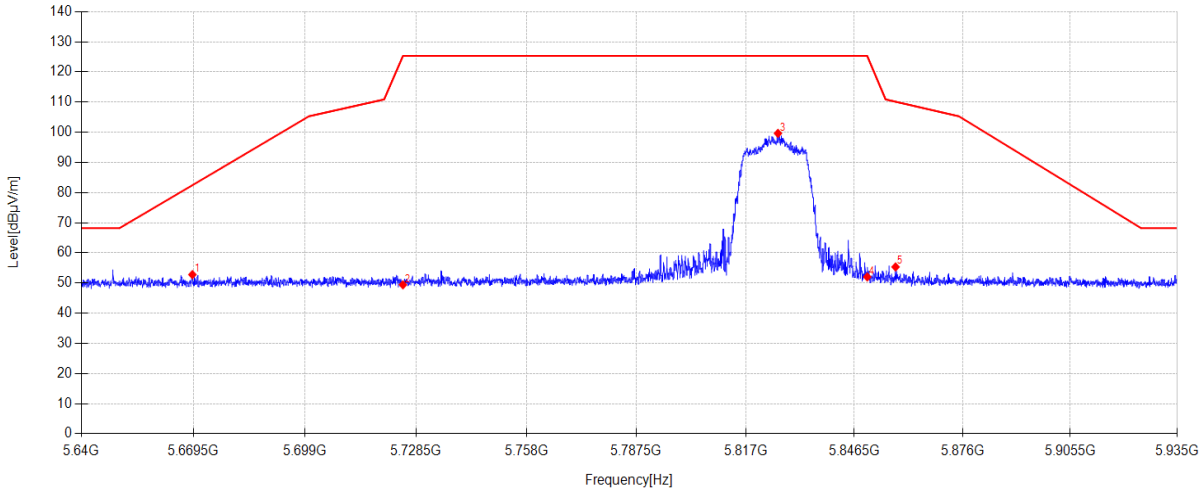

Data List										
N O.	**Freq. [MHz]**	**Reading [dBµV/m]**	**Antenna Factor [dB]**	**Cable loss [dB]**	**AMP [dB]**	**Level [dBµV/m]**	**Limit [dBµV/m]**	**Margin [dB]**	**Detector**	**Polarity**
1	5669.205	43.46	33.48	5.84	-29.99	52.79	82.45	29.66	PK	Horizontal
2	5725.000	39.78	33.75	5.87	-29.99	49.41	125.30	75.89	PK	Horizontal
3	5825.762	89.59	34.10	5.92	-29.97	99.64	125.30	25.66	PK	Horizontal
4	5850.000	42.06	34.00	5.94	-29.97	52.03	125.27	73.24	PK	Horizontal
5	5857.710	45.35	34.02	5.94	-29.97	55.34	110.14	54.80	PK	Horizontal

Note:
1. Level = Reading + Cable loss + Antenna Factor + AMP
2. If Peak Result complies with AV limit, AV Result is deemed to comply with AV limit.
3. Test setup: RBW: 1 MHz, VBW: 3 MHz, Sweep time: auto.

TR-4-E-009 Radiated Emission Test Result

Test Date:	2024-08-03	**Tested By**:	Gen Liu
EUT:	Wireless cast	**Model Number**:	HT007E
Test Mode:	11AC20 5825MHz TX mode	**Power Supply**:	DC 5V
Condition:	Temp:23.5°C;Humi:65.2%	**Test Site**:	DDT 3# Chamber
File Path:	d:\ts\2024 report data\Q24071734-2E\FCC Above 1G 5G Mask\6		
Memo:	Sample Number:S2071734-001 Power Setting:14		

Test Graph

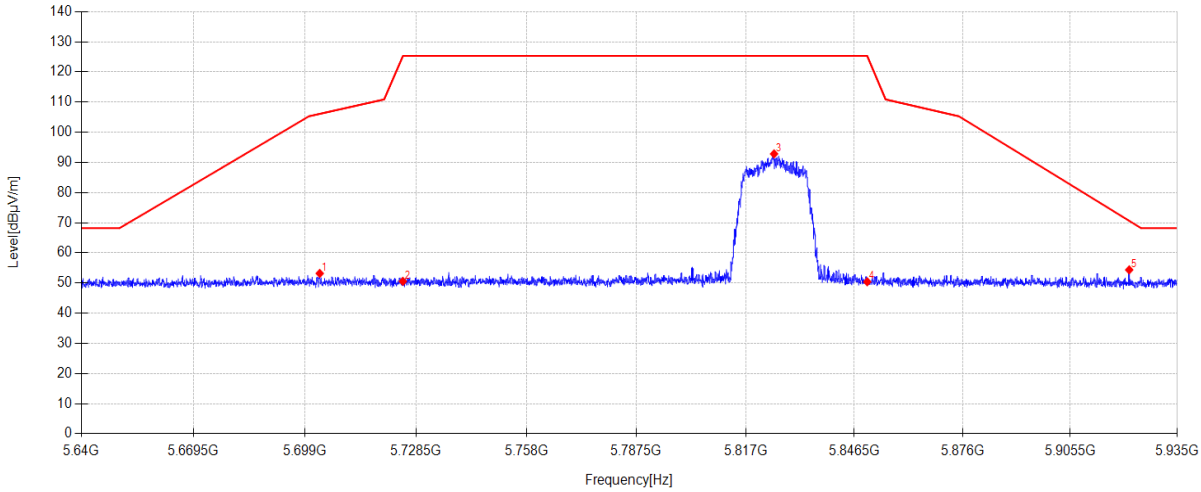

Data List										
N O.	**Freq. [MHz]**	**Reading [dBµV/m]**	**Antenna Factor [dB]**	**Cable loss [dB]**	**AMP [dB]**	**Level [dBµV/m]**	**Limit [dBµV/m]**	**Margin [dB]**	**Detector**	**Polarity**
1	5702.894	43.69	33.62	5.86	-29.99	53.18	106.11	52.93	PK	Vertical
2	5725.000	40.93	33.75	5.87	-29.99	50.56	125.30	74.74	PK	Vertical
3	5824.700	82.79	34.10	5.92	-29.97	92.84	125.30	32.46	PK	Vertical
4	5850.000	40.45	34.00	5.94	-29.97	50.42	125.27	74.85	PK	Vertical
5	5921.725	44.22	34.14	5.97	-29.96	54.37	70.63	16.26	PK	Vertical

Note:
1. Level = Reading + Cable loss + Antenna Factor + AMP
2. If Peak Result complies with AV limit, AV Result is deemed to comply with AV limit.
3. Test setup: RBW: 1 MHz, VBW: 3 MHz, Sweep time: auto.

TR-4-E-009 Radiated Emission Test Result

Test Date:	2024-08-03	**Tested By**:	Gen Liu
EUT:	Wireless cast	**Model Number**:	HT007E
Test Mode:	11N40 5755MHz TX mode	**Power Supply**:	DC 5V
Condition:	Temp:23.5°C;Humi:65.2%	**Test Site**:	DDT 3# Chamber
File Path:	d:\ts\2024 report data\Q24071734-2E\FCC Above 1G 5G Mask\19		
Memo:	Sample Number:S2071734-001 Power Setting:14		

Test Graph

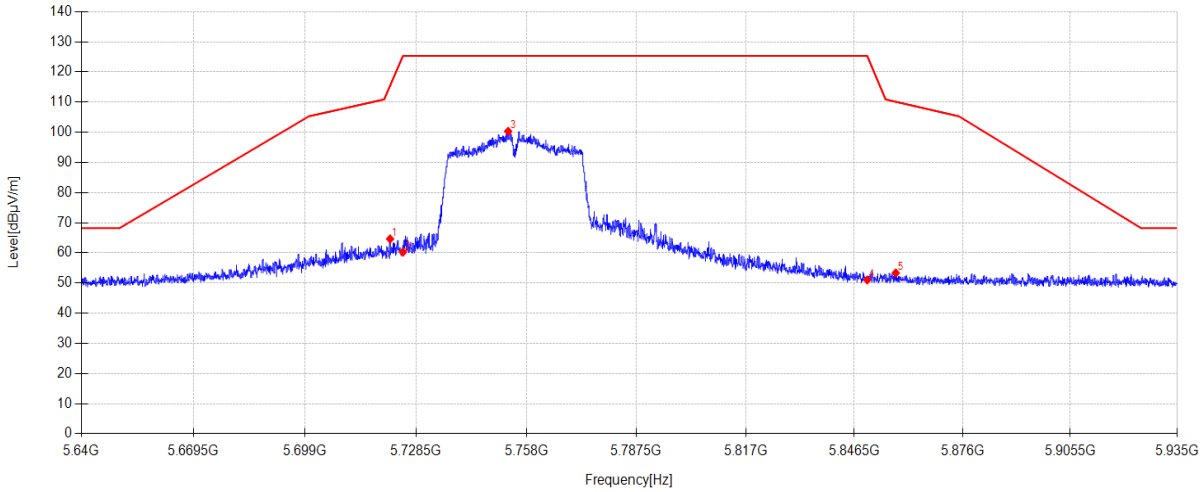

Data List										
N O.	**Freq. [MHz]**	**Reading [dBµV/m]**	**Antenna Factor [dB]**	**Cable loss [dB]**	**AMP [dB]**	**Level [dBµV/m]**	**Limit [dBµV/m]**	**Margin [dB]**	**Detector**	**Polarity**
1	5721.597	55.02	33.73	5.87	-29.99	64.63	115.50	50.87	PK	Horizontal
2	5725.000	50.62	33.75	5.87	-29.99	60.25	125.30	65.05	PK	Horizontal
3	5753.103	90.49	33.92	5.89	-29.98	100.32	125.30	24.98	PK	Horizontal
4	5850.000	41.06	34.00	5.94	-29.97	51.03	125.27	74.24	PK	Horizontal
5	5857.769	43.35	34.02	5.94	-29.97	53.34	110.12	56.78	PK	Horizontal

Note:
1. Level = Reading + Cable loss + Antenna Factor + AMP
2. If Peak Result complies with AV limit, AV Result is deemed to comply with AV limit.
3. Test setup: RBW: 1 MHz, VBW: 3 MHz, Sweep time: auto.

TR-4-E-009 Radiated Emission Test Result

Test Date:	2024-08-03	**Tested By**:	Gen Liu
EUT:	Wireless cast	**Model Number**:	HT007E
Test Mode:	11N40 5755MHz TX mode	**Power Supply**:	DC 5V
Condition:	Temp:23.5°C;Humi:65.2%	**Test Site**:	DDT 3# Chamber
File Path:	d:\ts\2024 report data\Q24071734-2E\FCC Above 1G 5G Mask\20		
Memo:	Sample Number:S2071734-001 Power Setting:14		

Test Graph

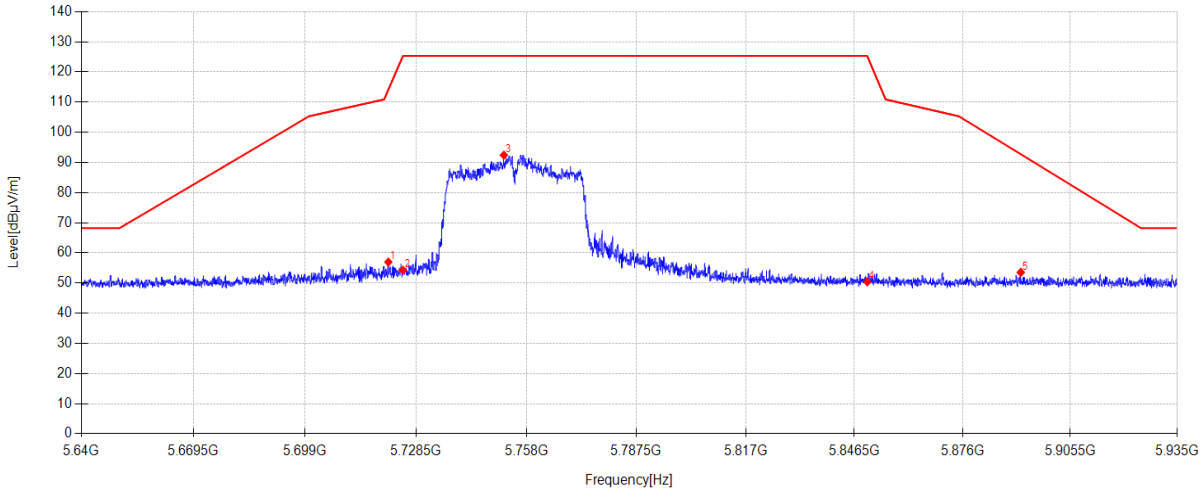

Data List										
N O.	**Freq. [MHz]**	**Reading [dBµV/m]**	**Antenna Factor [dB]**	**Cable loss [dB]**	**AMP [dB]**	**Level [dBµV/m]**	**Limit [dBµV/m]**	**Margin [dB]**	**Detector**	**Polarity**
1	5721.125	47.35	33.73	5.87	-29.99	56.96	114.14	57.18	PK	Vertical
2	5725.000	44.62	33.75	5.87	-29.99	54.25	125.30	71.05	PK	Vertical
3	5751.953	82.58	33.91	5.89	-29.98	92.40	125.30	32.90	PK	Vertical
4	5850.000	40.43	34.00	5.94	-29.97	50.40	125.27	74.87	PK	Vertical
5	5891.930	43.45	34.08	5.96	-29.96	53.53	92.74	39.21	PK	Vertical

Note:
1. Level = Reading + Cable loss + Antenna Factor + AMP
2. If Peak Result complies with AV limit, AV Result is deemed to comply with AV limit.
3. Test setup: RBW: 1 MHz, VBW: 3 MHz, Sweep time: auto.

TR-4-E-009 Radiated Emission Test Result

Test Date:	2024-08-03	**Tested By**:	Gen Liu
EUT:	Wireless cast	**Model Number**:	HT007E
Test Mode:	11N40 5795MHz TX mode	**Power Supply**:	DC 5V
Condition:	Temp:23.5°C;Humi:65.2%	**Test Site**:	DDT 3# Chamber
File Path:	d:\ts\2024 report data\Q24071734-2E\FCC Above 1G 5G Mask\21		
Memo:	Sample Number:S2071734-001 Power Setting:14		

Test Graph

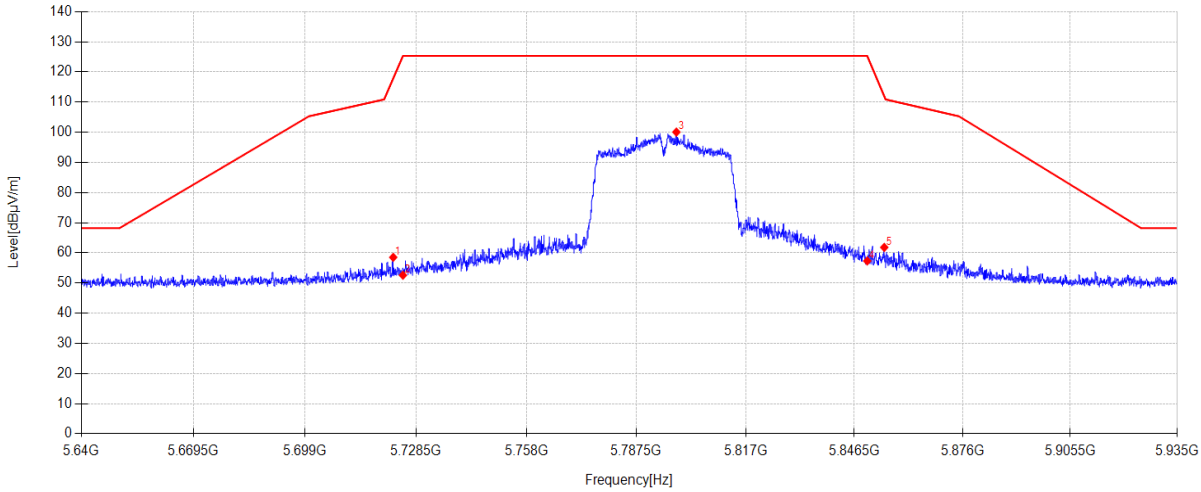

Data List										
N O.	**Freq. [MHz]**	**Reading [dBµV/m]**	**Antenna Factor [dB]**	**Cable loss [dB]**	**AMP [dB]**	**Level [dBµV/m]**	**Limit [dBµV/m]**	**Margin [dB]**	**Detector**	**Polarity**
1	5722.423	48.92	33.73	5.87	-29.99	58.53	117.88	59.35	PK	Horizontal
2	5725.000	42.96	33.75	5.87	-29.99	52.59	125.30	72.71	PK	Horizontal
3	5798.297	89.94	34.19	5.91	-29.98	100.06	125.30	25.24	PK	Horizontal
4	5850.000	47.35	34.00	5.94	-29.97	57.32	125.27	67.95	PK	Horizontal
5	5854.642	51.84	34.01	5.94	-29.97	61.82	111.93	50.11	PK	Horizontal

Note:
1. Level = Reading + Cable loss + Antenna Factor + AMP
2. If Peak Result complies with AV limit, AV Result is deemed to comply with AV limit.
3. Test setup: RBW: 1 MHz, VBW: 3 MHz, Sweep time: auto.

TR-4-E-009 Radiated Emission Test Result

Test Date:	2024-08-03	**Tested By**:	Gen Liu
EUT:	Wireless cast	**Model Number**:	HT007E
Test Mode:	11N40 5795MHz TX mode	**Power Supply**:	DC 5V
Condition:	Temp:23.5°C;Humi:65.2%	**Test Site**:	DDT 3# Chamber
File Path:	d:\ts\2024 report data\Q24071734-2E\FCC Above 1G 5G Mask\22		
Memo:	Sample Number:S2071734-001 Power Setting:14		

Test Graph

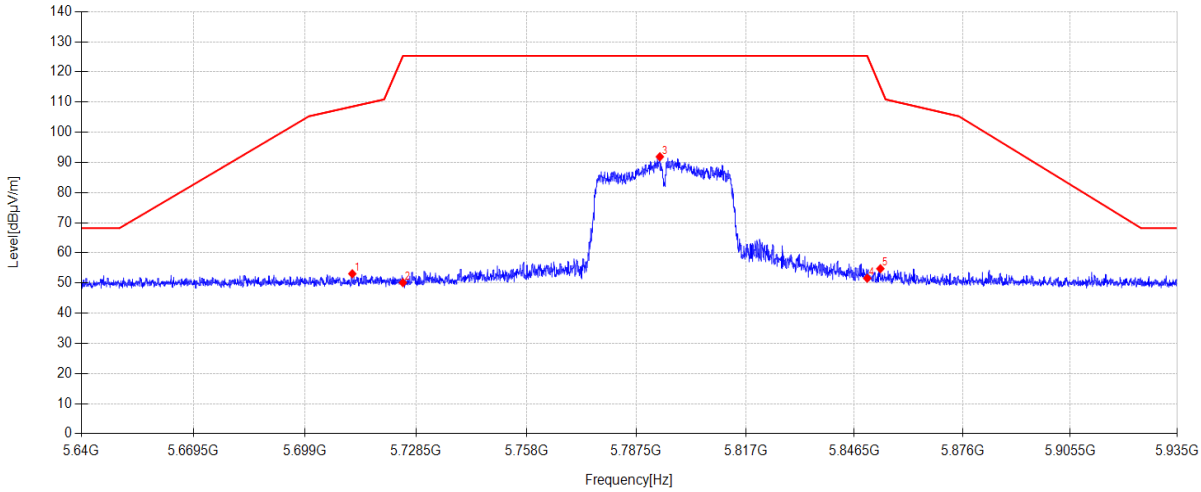

Data List										
N O.	**Freq. [MHz]**	**Reading [dBµV/m]**	**Antenna Factor [dB]**	**Cable loss [dB]**	**AMP [dB]**	**Level [dBµV/m]**	**Limit [dBµV/m]**	**Margin [dB]**	**Detector**	**Polarity**
1	5711.538	43.52	33.67	5.87	-29.99	53.07	108.53	55.46	PK	Vertical
2	5725.000	40.51	33.75	5.87	-29.99	50.14	125.30	75.16	PK	Vertical
3	5793.843	81.79	34.16	5.91	-29.98	91.88	125.30	33.42	PK	Vertical
4	5850.000	41.62	34.00	5.94	-29.97	51.59	125.27	73.68	PK	Vertical
5	5853.580	44.78	34.01	5.94	-29.97	54.76	114.99	60.23	PK	Vertical

Note:
1. Level = Reading + Cable loss + Antenna Factor + AMP
2. If Peak Result complies with AV limit, AV Result is deemed to comply with AV limit.
3. Test setup: RBW: 1 MHz, VBW: 3 MHz, Sweep time: auto.

TR-4-E-009 Radiated Emission Test Result

Test Date:	2024-08-03	**Tested By**:	Gen Liu
EUT:	Wireless cast	**Model Number**:	HT007E
Test Mode:	11AC40 5755MHz TX mode	**Power Supply**:	DC 5V
Condition:	Temp:23.5°C;Humi:65.2%	**Test Site**:	DDT 3# Chamber
File Path:	d:\ts\2024 report data\Q24071734-2E\FCC Above 1G 5G Mask\23		
Memo:	Sample Number:S2071734-001 Power Setting:14		

Test Graph

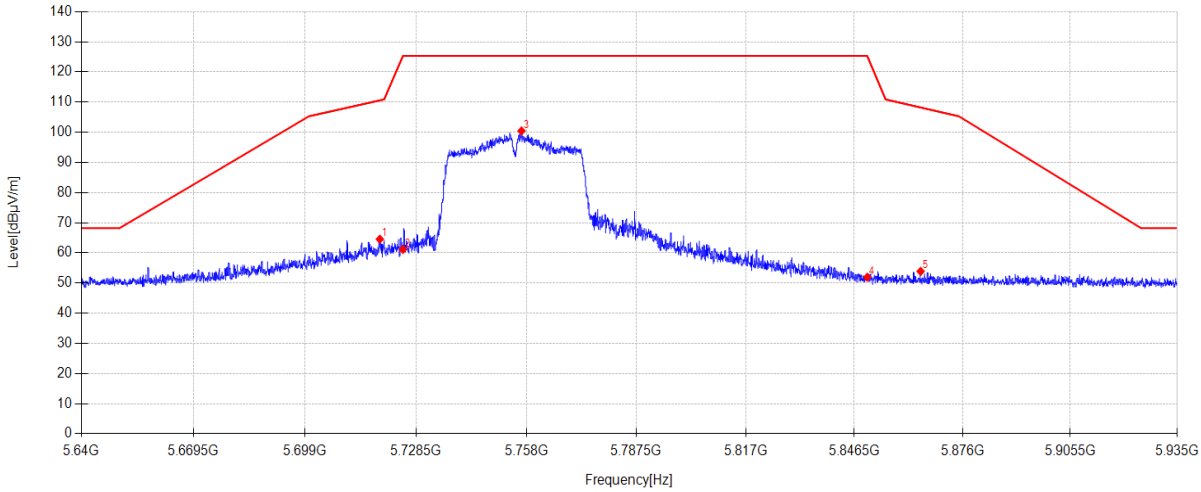

Data List										
N O.	**Freq. [MHz]**	**Reading [dBµV/m]**	**Antenna Factor [dB]**	**Cable loss [dB]**	**AMP [dB]**	**Level [dBµV/m]**	**Limit [dBµV/m]**	**Margin [dB]**	**Detector**	**Polarity**
1	5718.854	54.96	33.71	5.87	-29.99	64.55	110.58	46.03	PK	Horizontal
2	5725.000	51.50	33.75	5.87	-29.99	61.13	125.30	64.17	PK	Horizontal
3	5756.673	90.59	33.94	5.89	-29.98	100.44	125.30	24.86	PK	Horizontal
4	5850.000	41.96	34.00	5.94	-29.97	51.93	125.27	73.34	PK	Horizontal
5	5864.554	43.88	34.03	5.94	-29.97	53.88	108.22	54.34	PK	Horizontal

Note:
1. Level = Reading + Cable loss + Antenna Factor + AMP
2. If Peak Result complies with AV limit, AV Result is deemed to comply with AV limit.
3. Test setup: RBW: 1 MHz, VBW: 3 MHz, Sweep time: auto.

TR-4-E-009 Radiated Emission Test Result

Test Date:	2024-08-03	**Tested By**:	Gen Liu
EUT:	Wireless cast	**Model Number**:	HT007E
Test Mode:	11AC40 5755MHz TX mode	**Power Supply**:	DC 5V
Condition:	Temp:23.5°C;Humi:65.2%	**Test Site**:	DDT 3# Chamber
File Path:	d:\ts\2024 report data\Q24071734-2E\FCC Above 1G 5G Mask\24		
Memo:	Sample Number:S2071734-001 Power Setting:14		

Test Graph

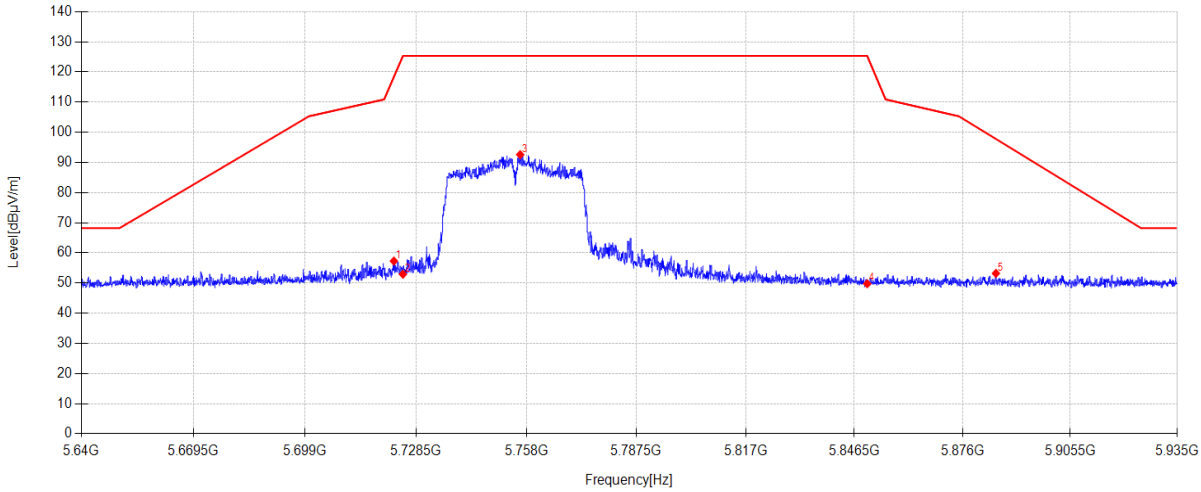

Data List										
NO.	**Freq. [MHz]**	**Reading [dBµV/m]**	**Antenna Factor [dB]**	**Cable loss [dB]**	**AMP [dB]**	**Level [dBµV/m]**	**Limit [dBµV/m]**	**Margin [dB]**	**Detector**	**Polarity**
1	5722.600	47.66	33.74	5.87	-29.99	57.28	118.39	61.11	PK	Vertical
2	5725.000	43.29	33.75	5.87	-29.99	52.92	125.30	72.38	PK	Vertical
3	5756.319	82.73	33.94	5.89	-29.98	92.58	125.30	32.72	PK	Vertical
4	5850.000	39.80	34.00	5.94	-29.97	49.77	125.27	75.50	PK	Vertical
5	5885.116	43.14	34.07	5.95	-29.96	53.20	97.79	44.59	PK	Vertical

Note:
1. Level = Reading + Cable loss + Antenna Factor + AMP
2. If Peak Result complies with AV limit, AV Result is deemed to comply with AV limit.
3. Test setup: RBW: 1 MHz, VBW: 3 MHz, Sweep time: auto.

TR-4-E-009 Radiated Emission Test Result

Test Date:	2024-08-03	**Tested By**:	Gen Liu
EUT:	Wireless cast	**Model Number**:	HT007E
Test Mode:	11AC40 5795MHz TX mode	**Power Supply**:	DC 5V
Condition:	Temp:23.5°C;Humi:65.2%	**Test Site**:	DDT 3# Chamber
File Path:	d:\ts\2024 report data\Q24071734-2E\FCC Above 1G 5G Mask\25		
Memo:	Sample Number:S2071734-001 Power Setting:14		

Test Graph

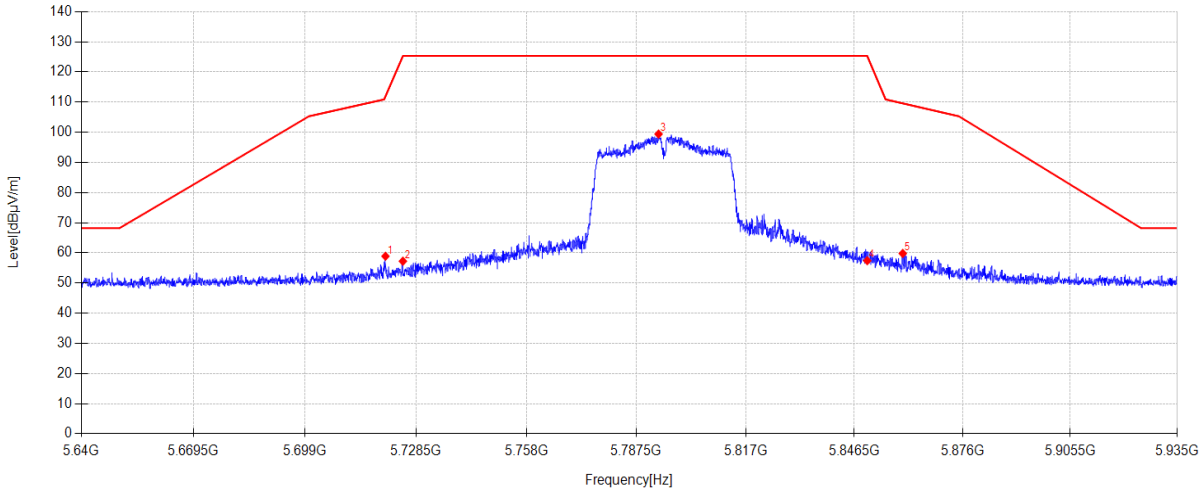

Data List										
NO.	**Freq. [MHz]**	**Reading [dBµV/m]**	**Antenna Factor [dB]**	**Cable loss [dB]**	**AMP [dB]**	**Level [dBµV/m]**	**Limit [dBµV/m]**	**Margin [dB]**	**Detector**	**Polarity**
1	5720.358	49.28	33.72	5.87	-29.99	58.88	111.93	53.05	PK	Horizontal
2	5725.000	47.61	33.75	5.87	-29.99	57.24	125.30	68.06	PK	Horizontal
3	5793.489	89.31	34.16	5.91	-29.98	99.40	125.30	25.90	PK	Horizontal
4	5850.000	47.45	34.00	5.94	-29.97	57.42	125.27	67.85	PK	Horizontal
5	5859.687	49.82	34.02	5.94	-29.97	59.81	109.59	49.78	PK	Horizontal

Note:
1. Level = Reading + Cable loss + Antenna Factor + AMP
2. If Peak Result complies with AV limit, AV Result is deemed to comply with AV limit.
3. Test setup: RBW: 1 MHz, VBW: 3 MHz, Sweep time: auto.

TR-4-E-009 Radiated Emission Test Result

Test Date:	2024-08-03	**Tested By**:	Gen Liu
EUT:	Wireless cast	**Model Number**:	HT007E
Test Mode:	11AC40 5795MHz TX mode	**Power Supply**:	DC 5V
Condition:	Temp:23.5°C;Humi:65.2%	**Test Site**:	DDT 3# Chamber
File Path:	d:\ts\2024 report data\Q24071734-2E\FCC Above 1G 5G Mask\26		
Memo:	Sample Number:S2071734-001 Power Setting:14		

Test Graph

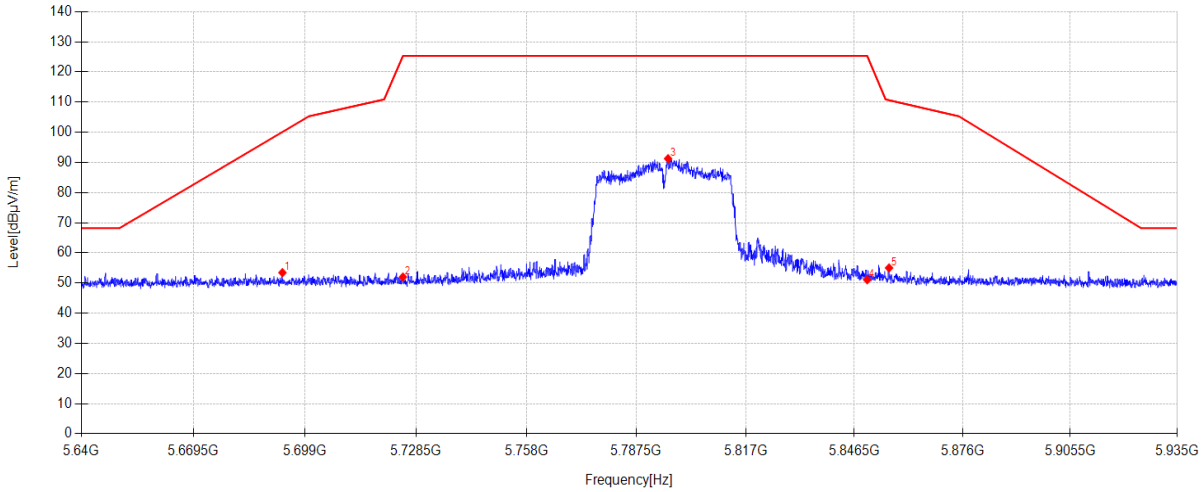

Data List										
N O.	**Freq. [MHz]**	**Reading [dBµV/m]**	**Antenna Factor [dB]**	**Cable loss [dB]**	**AMP [dB]**	**Level [dBµV/m]**	**Limit [dBµV/m]**	**Margin [dB]**	**Detector**	**Polarity**
1	5693.012	44.00	33.57	5.86	-29.99	53.44	100.11	46.67	PK	Vertical
2	5725.000	42.36	33.75	5.87	-29.99	51.99	125.30	73.31	PK	Vertical
3	5796.055	81.13	34.18	5.91	-29.98	91.24	125.30	34.06	PK	Vertical
4	5850.000	41.12	34.00	5.94	-29.97	51.09	125.27	74.18	PK	Vertical
5	5855.940	45.03	34.01	5.94	-29.97	55.01	110.64	55.63	PK	Vertical

Note:
1. Level = Reading + Cable loss + Antenna Factor + AMP
2. If Peak Result complies with AV limit, AV Result is deemed to comply with AV limit.
3. Test setup: RBW: 1 MHz, VBW: 3 MHz, Sweep time: auto.

TR-4-E-009 Radiated Emission Test Result

Test Date:	2024-08-03	**Tested By**:	Gen Liu
EUT:	Wireless cast	**Model Number**:	HT007E
Test Mode:	11AC80 5775MHz TX mode	**Power Supply**:	DC 5V
Condition:	Temp:23.5°C;Humi:65.2%	**Test Site**:	DDT 3# Chamber
File Path:	d:\ts\2024 report data\Q24071734-2E\FCC Above 1G 5G Mask\27		
Memo:	Sample Number:S2071734-001 Power Setting:14		

Test Graph

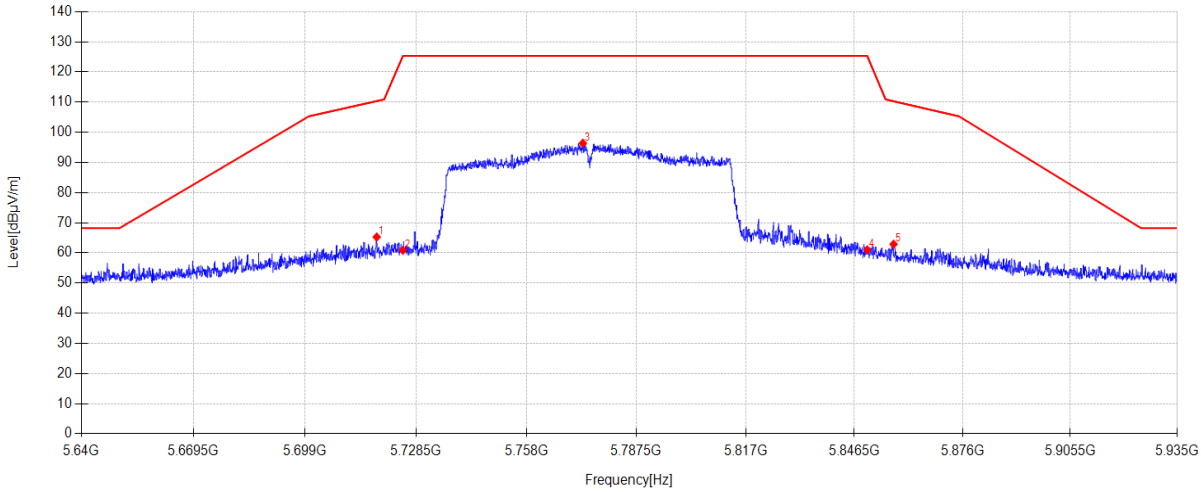

Data List										
N O.	**Freq. [MHz]**	**Reading [dBµV/m]**	**Antenna Factor [dB]**	**Cable loss [dB]**	**AMP [dB]**	**Level [dBµV/m]**	**Limit [dBµV/m]**	**Margin [dB]**	**Detector**	**Polarity**
1	5718.028	55.67	33.71	5.87	-29.99	65.26	110.35	45.09	PK	Horizontal
2	5725.000	51.23	33.75	5.87	-29.99	60.86	125.30	64.44	PK	Horizontal
3	5773.104	86.41	34.04	5.90	-29.98	96.37	125.30	28.93	PK	Horizontal
4	5850.000	51.03	34.00	5.94	-29.97	61.00	125.27	64.27	PK	Horizontal
5	5857.179	52.90	34.01	5.94	-29.97	62.88	110.29	47.41	PK	Horizontal

Note:
1. Level = Reading + Cable loss + Antenna Factor + AMP
2. If Peak Result complies with AV limit, AV Result is deemed to comply with AV limit.
3. Test setup: RBW: 1 MHz, VBW: 3 MHz, Sweep time: auto.

TR-4-E-009 Radiated Emission Test Result

Test Date:	2024-08-03	**Tested By**:	Gen Liu
EUT:	Wireless cast	**Model Number**:	HT007E
Test Mode:	11AC80 5775MHz TX mode	**Power Supply**:	DC 5V
Condition:	Temp:23.5°C;Humi:65.2%	**Test Site**:	DDT 3# Chamber
File Path:	d:\ts\2024 report data\Q24071734-2E\FCC Above 1G 5G Mask\28		
Memo:	Sample Number:S2071734-001 Power Setting:14		

Test Graph

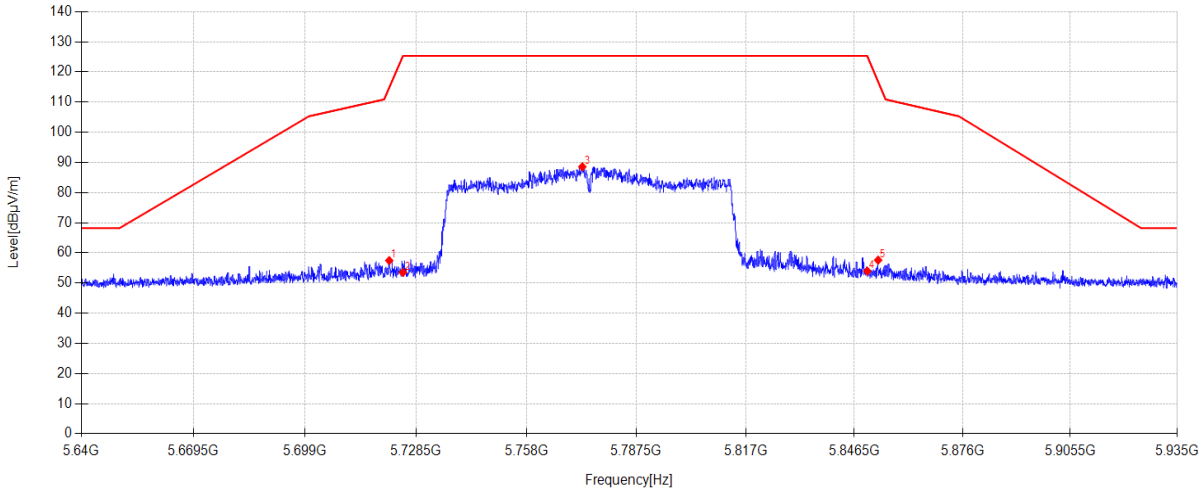

Data List										
N O.	**Freq. [MHz]**	**Reading [dBµV/m]**	**Antenna Factor [dB]**	**Cable loss [dB]**	**AMP [dB]**	**Level [dBµV/m]**	**Limit [dBµV/m]**	**Margin [dB]**	**Detector**	**Polarity**
1	5721.361	47.86	33.73	5.87	-29.99	57.47	114.82	57.35	PK	Vertical
2	5725.000	43.87	33.75	5.87	-29.99	53.50	125.30	71.80	PK	Vertical
3	5772.986	78.60	34.04	5.90	-29.98	88.56	125.30	36.74	PK	Vertical
4	5850.000	43.98	34.00	5.94	-29.97	53.95	125.27	71.32	PK	Vertical
5	5852.961	47.61	34.01	5.94	-29.97	57.59	116.77	59.18	PK	Vertical

Note:
1. Level = Reading + Cable loss + Antenna Factor + AMP
2. If Peak Result complies with AV limit, AV Result is deemed to comply with AV limit.
3. Test setup: RBW: 1 MHz, VBW: 3 MHz, Sweep time: auto.

15.Power Line Conducted Emissions

15.1. Test equipment

Equipment	Manufacturer	Model No.	Serial No.	Cal Due To
EMI Test Receiver	R&S	ESCI	DDT-ZC00235	2025/07/08
CE Cable 1	R&S	ESU8/RF2	DDT-ZC00566	2025/07/08
Pulse Limiter	SCHWARZBECK	ESH3-Z2	DDT-ZC00539	2025/07/08
EMI Test Software	Audix/TW	e3	DDT-ZC01252	/
Two Line V-Network	R&S	ENV216	DDT-ZC00535	2025/07/08
Artificial mains	R&S	ESH2-Z5	DDT-ZC00538	2025/07/08

15.2. Block diagram of test setup

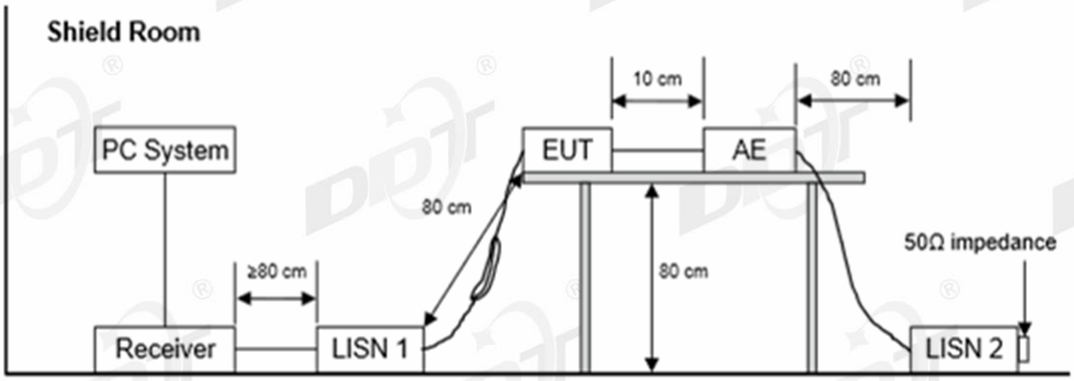

15.3. Limits

Frequency	Quasi-Peak Level dB(mV)	Average Level dB(mV)
150 kHz~500 kHz	66 ~ 56*	56 ~ 46*
500 kHz~5 MHz	56	46
5 MHz~30 MHz	60	50

Note 1: * Decreasing linearly with logarithm of frequency.

Note 2: The lower limit shall apply at the transition frequencies.

15.4. Assistant equipment used for test

Assistant equipment	Manufacturer	Model number	Description	other
Adapter	Apple	A1882	Input: 100-240V~50-60Hz,0.75A, Output: DC 5V/3A or 9V/3A or 15V/2A or 20V/1.5A	/

15.5. Test procedure

The EUT and Support equipment, if needed, were put placed on a non-metallic table, 80cm above the ground plane.

All support equipment power received from a second LISN.

Emissions were measured on each current carrying line of the EUT using an EMI Test Receiver connected to the LISN powering the EUT.

The Receiver scanned from 150 kHz to 30 MHz for emissions in each of the test modes.

During the above scans, the emissions were maximized by cable manipulation.

The test mode(s) described in clause 2.4 were scanned during the preliminary test.

After the preliminary scan, we found the test mode producing the highest emission level.

The EUT configuration and worse cable configuration of the above highest emission levels were recorded for reference of the final test.

EUT and support equipment were set up on the test bench as per the configuration with highest emission level in the preliminary test.

A scan was taken on both power lines, Neutral and Line, recording at least the six highest emissions.

Emission frequency and amplitude were recorded into a computer in which correction factors were used to calculate the emission level and compare reading to the applicable limit.

The test data of the worst-case condition(s) was recorded.

The bandwidth of test receiver is set at 9 kHz.

15.6. Test result

PASS. (See below detailed test result)

Note1: All emissions not reported below are too low against the prescribed limits.

Note2: "-----" means Peak detection; "-----" means Average detection.

Note3: Pre-test AC conducted emission at both voltage AC 120V/60Hz and AC 240V/50Hz, recorded the worst case.

15.7. Test data

TR-4-E-010 Conducted Emission Test Result

Test Site	: DDT 1# Shield Room	D:\2024 CE report data\Q24071734-1E\CE.EM6	
Test Date	: 2024-07-30	**Tested By**	: Genliu
EUT	: Wireless cast	**Model Number**	: HT007E
Power Supply	: AC 120V/60Hz	**Test Mode**	: 5G WIFI mode
Condition	: TEMP:21.5°C, RH:53.6%	**LISN**	: 2023 1# ENV216/LINE
Memo	:		

Data: 6

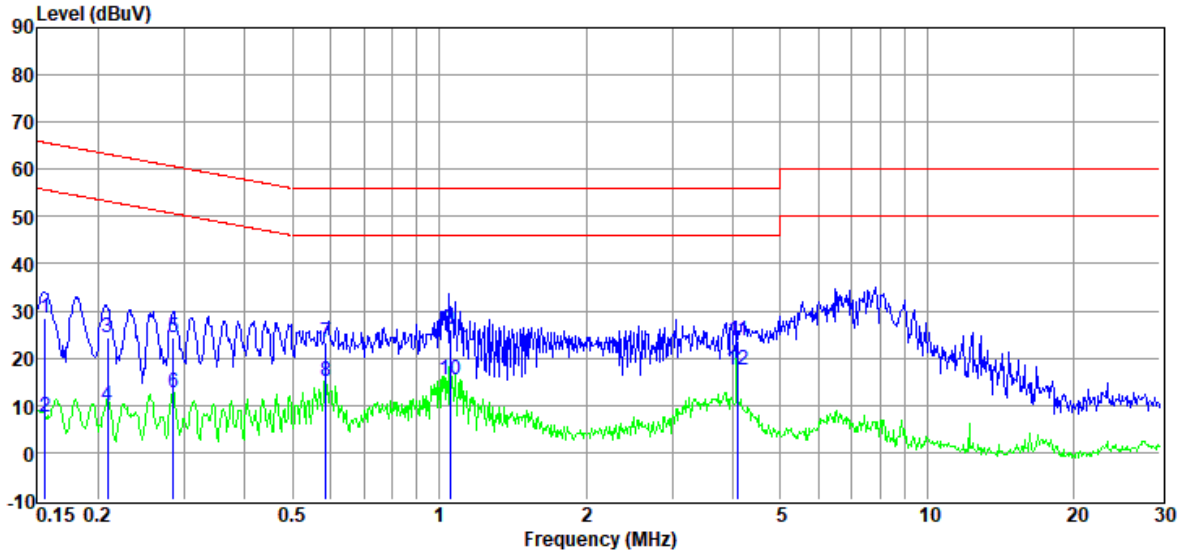

Item (Mark)	Freq. (MHz)	Read Level (dBµV)	LISN Factor (dB)	Cable Loss (dB)	Pulse Limiter Factor (dB)	Result Level (dBµV)	Limit Line (dBµV)	Over Limit (dB)	Detector	Phase
1	0.16	7.96	9.82	0.92	9.68	28.38	65.69	-37.31	QP	LINE
2	0.16	-13.03	9.82	0.92	9.68	7.39	55.69	-48.30	Average	LINE
3	0.21	4.04	9.77	0.91	9.69	24.41	63.23	-38.82	QP	LINE
4	0.21	-10.33	9.77	0.91	9.69	10.04	53.23	-43.19	Average	LINE
5	0.28	4.14	9.81	0.88	9.70	24.53	60.68	-36.15	QP	LINE
6	0.28	-7.84	9.81	0.88	9.70	12.55	50.68	-38.13	Average	LINE
7	0.59	2.95	9.79	0.83	9.72	23.29	56.00	-32.71	QP	LINE
8	0.59	-5.30	9.79	0.83	9.72	15.04	46.00	-30.96	Average	LINE
9	1.05	5.93	9.65	0.67	9.73	25.98	56.00	-30.02	QP	LINE
10	1.05	-4.57	9.65	0.67	9.73	15.48	46.00	-30.52	Average	LINE
11	4.09	3.70	9.66	0.56	9.79	23.71	56.00	-32.29	QP	LINE
12	4.09	-2.38	9.66	0.56	9.79	17.63	46.00	-28.37	Average	LINE

Note:
1. Result Level = Read Level +LISN Factor + Pulse Limiter Factor + Cable loss.
2. If QP Result complies with AV limit, AV Result is deemed to comply with AV limit.
3. Test setup: RBW: 200 Hz (9 kHz—150 kHz), 9 kHz (150 kHz—30 MHz).
4. Step size: 80Hz (0.009MHz-0.15MHz), 4 kHz (0.15MHz-30MHz), Scan time: auto.

TR-4-E-010 Conducted Emission Test Result

Test Site	: DDT 1# Shield Room	D:\2024 CE report data\Q24071734-1E\CE.EM6	
Test Date	: 2024-07-30	**Tested By**	: Genliu
EUT	: Wireless cast	**Model Number**	: HT007E
Power Supply	: AC 120V/60Hz	**Test Mode**	: 5G WIFI mode
Condition	: TEMP:21.5°C, RH:53.6%	**LISN**	: 2023 1# ENV216/NEUTRAL
Memo	:		

Data: 8

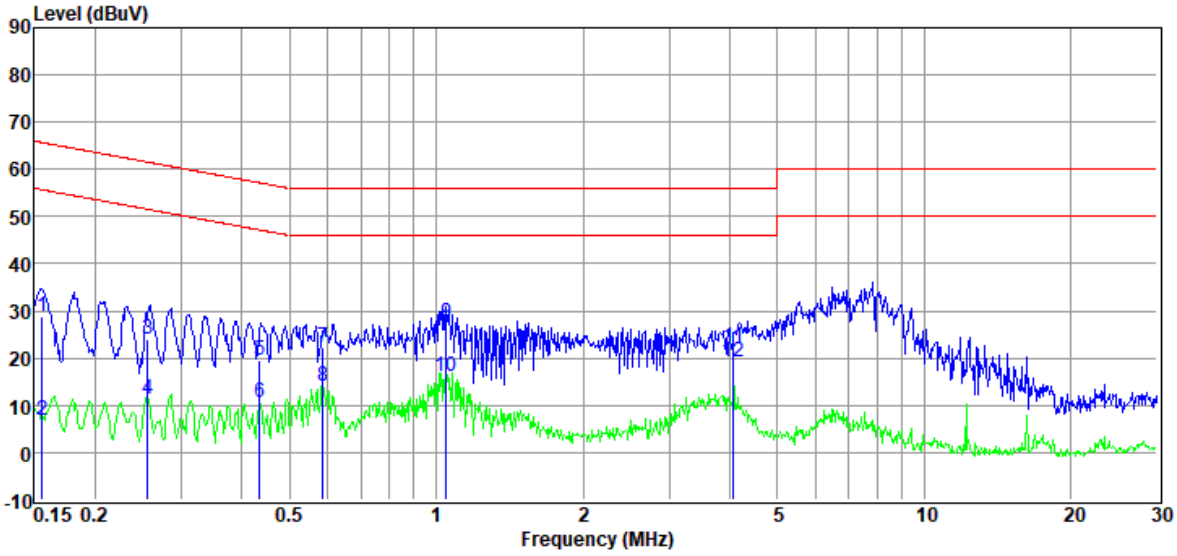

Item (Mark)	Freq. (MHz)	Read Level (dBµV)	LISN Factor (dB)	Cable Loss (dB)	Pulse Limiter Factor (dB)	Result Level (dBµV)	Limit Line (dBµV)	Over Limit (dB)	Detector	Phase
1	0.16	8.42	9.85	0.92	9.68	28.87	65.69	-36.82	QP	NEUTRAL
2	0.16	-13.53	9.85	0.92	9.68	6.92	55.69	-48.77	Average	NEUTRAL
3	0.26	3.78	9.74	0.89	9.69	24.10	61.56	-37.46	QP	NEUTRAL
4	0.26	-9.15	9.74	0.89	9.69	11.17	51.56	-40.39	Average	NEUTRAL
5	0.44	-0.62	9.75	0.85	9.71	19.69	57.15	-37.46	QP	NEUTRAL
6	0.44	-9.76	9.75	0.85	9.71	10.55	47.15	-36.60	Average	NEUTRAL
7	0.59	1.94	9.82	0.83	9.72	22.31	56.00	-33.69	QP	NEUTRAL
8	0.59	-6.16	9.82	0.83	9.72	14.21	46.00	-31.79	Average	NEUTRAL
9	1.05	7.39	9.75	0.67	9.73	27.54	56.00	-28.46	QP	NEUTRAL
10	1.05	-4.03	9.75	0.67	9.73	16.12	46.00	-29.88	Average	NEUTRAL
11	4.07	2.13	9.75	0.56	9.78	22.22	56.00	-33.78	QP	NEUTRAL
12	4.07	-0.84	9.75	0.56	9.78	19.25	46.00	-26.75	Average	NEUTRAL

Note:
1. Result Level = Read Level +LISN Factor + Pulse Limiter Factor + Cable loss.
2. If QP Result complies with AV limit, AV Result is deemed to comply with AV limit.
3. Test setup: RBW: 200 Hz (9 kHz—150 kHz), 9 kHz (150 kHz—30 MHz).
4. Step size: 80Hz (0.009MHz-0.15MHz), 4 kHz (0.15MHz-30MHz), Scan time: auto.

17. Photos of the EUT

Please refer to DDT-Q24071734-2E appendix I

----------End Report----------