Mode:	802.11a
Band:	UNII-1
Distance of measurement:	3 meter
Channel:	48

- **Spurious**

Frequency (㎒)	Level (dBμV)	Detect mode	Ant. Pol. (H/V)	CF (dB)	DCF (dB)	Field strength (dBμV/m)	Limit (dBμV/m)	Margin (dB)
1 015.25	45.42	Peak	H	-10.33	-	35.09	74.00	38.91
1 020.25	45.33	Peak	V	-10.30	-	35.03	74.00	38.97
2 441.61	46.83	Peak	H	-1.67	-	45.16	68.20	23.04
2 464.60	42.78	Peak	V	-1.67	-	41.11	68.20	27.09

Horizontal // Peak for 1 ㎓ to 6 ㎓

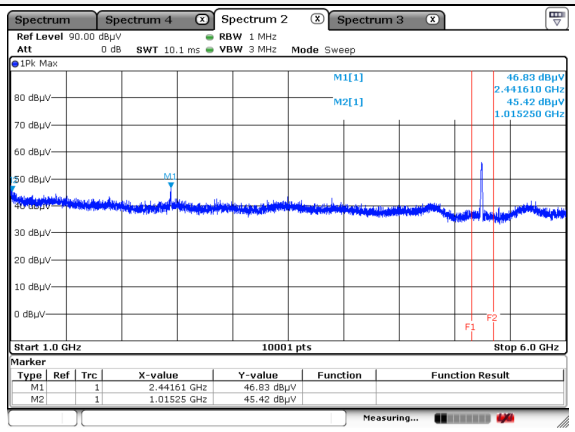

Vertical // Peak for 1 ㎓ to 6 ㎓

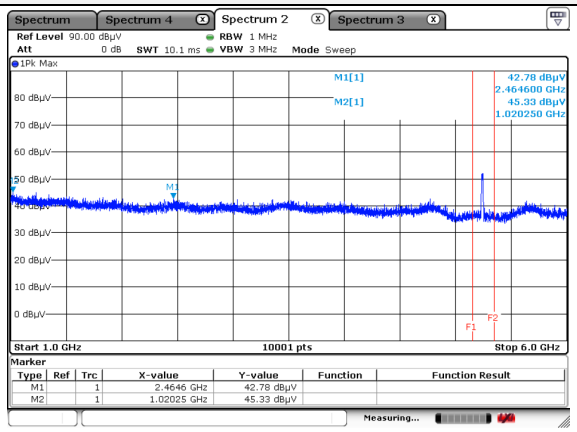

Horizontal // Peak for 6 ㎓ to 18 ㎓

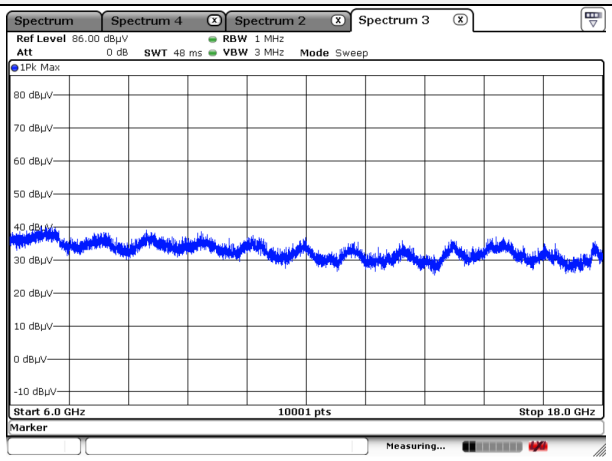

Vertical // Peak for 6 ㎓ to 18 ㎓

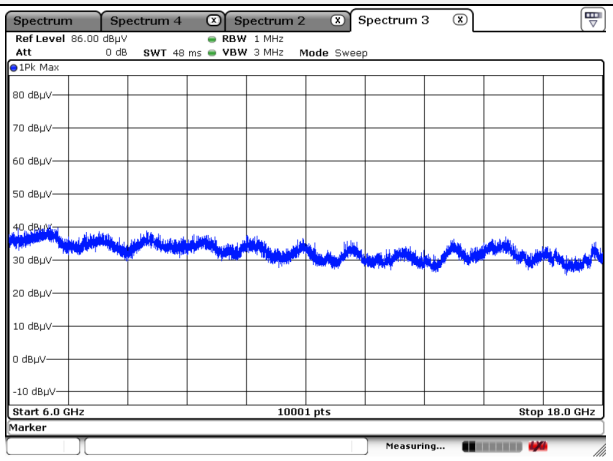

Note.
1. No spurious emission were detected above 6 ㎓.
2. Average test would be performed if the peak result were greater than the average limit.

This report shall not be reproduced except in full, without the written approval of KES Co., Ltd.
The results shown in this test report refer only to the sample(s) tested unless otherwise stated.
The authenticity of the test report, contact kes@kes.co.kr

Mode: 802.11n_HT20
Band: UNII-1
Distance of measurement: 3 meter
Channel: 36

- **Spurious**

Frequency (MHz)	Level (dBμV)	Detect mode	Ant. Pol. (H/V)	CF (dB)	DCF (dB)	Field strength (dBμV/m)	Limit (dBμV/m)	Margin (dB)
1 000.25	45.39	Peak	H	-10.42	-	34.97	74.00	39.03
1 045.75	43.81	Peak	V	-10.14	-	33.67	74.00	40.33
1 215.23	44.32	Peak	V	-9.11	-	35.21	74.00	38.79
2 395.11	43.24	Peak	H	-1.68	-	41.56	68.20	26.64

- **Band edge**

Frequency (MHz)	Level (dBμV)	Detect mode	Ant. Pol. (H/V)	CF (dB)	DCF (dB)	Field strength (dBμV/m)	Limit (dBμV/m)	Margin (dB)
5 145.96	57.67	Peak	H	6.00	-	63.67	74.00	10.33
5 145.96	40.26	Average	H	6.00	0.04	46.3	54.00	7.70
5 146.58	56.99	Peak	V	6.00	-	62.99	74.00	11.01
5 146.58	39.59	Average	V	6.00	0.04	45.63	54.00	8.37
5 148.76	57.65	Peak	V	5.99	-	63.64	74.00	10.36
5 148.76	41.00	Average	V	5.99	0.04	47.03	54.00	6.97
5 149.70	60.03	Peak	H	5.99	-	66.02	74.00	7.98
5 149.70	42.92	Average	H	5.99	0.04	48.95	54.00	5.05

This report shall not be reproduced except in full, without the written approval of KES Co., Ltd.
The results shown in this test report refer only to the sample(s) tested unless otherwise stated.
The authenticity of the test report, contact kes@kes.co.kr

Restricted band // Horizontal // Peak

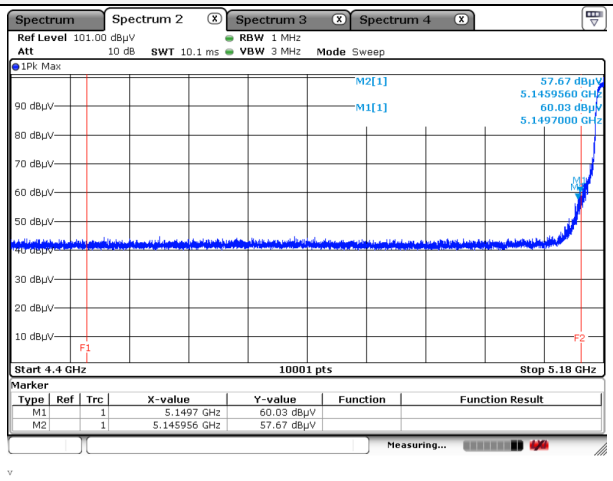

Restricted band // Vertical // Peak

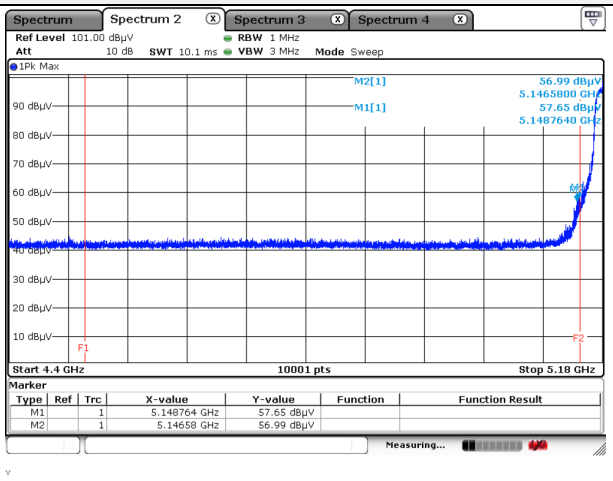

Restricted band // Horizontal // Average

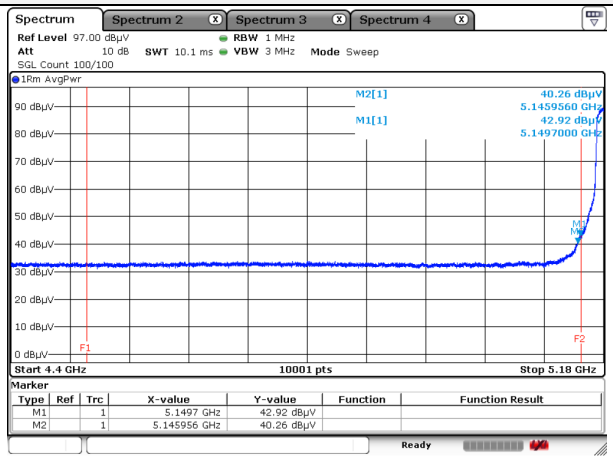

Restricted band // Vertical // Average

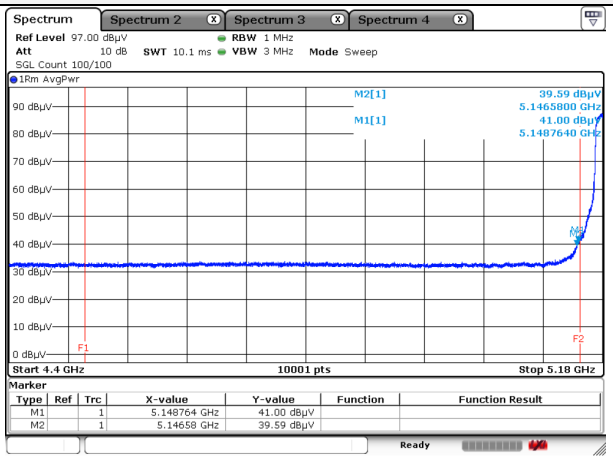

Horizontal // Peak for 1 ㎓ to 6 ㎓

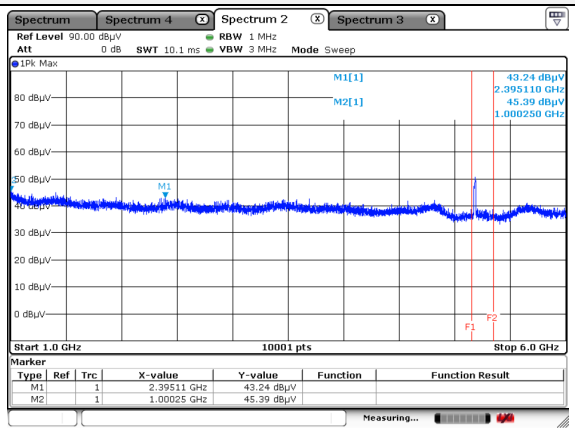

Vertical // Peak for 1 ㎓ to 6 ㎓

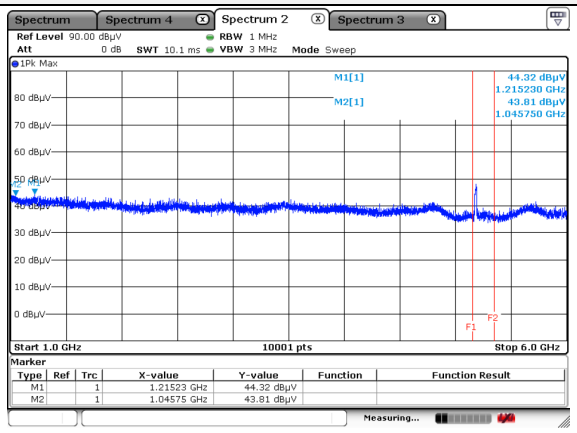

Horizontal // Peak for 6 ㎓ to 18 ㎓

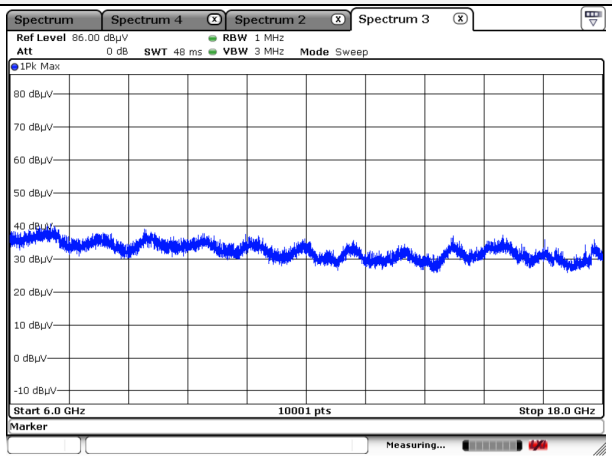

Vertical // Peak for 6 ㎓ to 18 ㎓

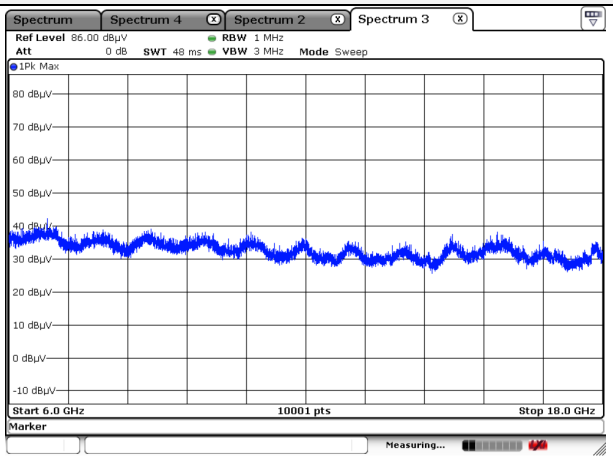

Note.
1. No spurious emission were detected above 6 ㎓.
2. Average test would be performed if the peak result were greater than the average limit.

This report shall not be reproduced except in full, without the written approval of KES Co., Ltd.
The results shown in this test report refer only to the sample(s) tested unless otherwise stated.
The authenticity of the test report, contact kes@kes.co.kr

Mode:	802.11n_HT20
Band:	UNII-1
Distance of measurement:	3 meter
Channel:	44

- **Spurious**

Frequency (㎒)	Level (dBμV)	Detect mode	Ant. Pol. (H/V)	CF (dB)	DCF (dB)	Field strength (dBμV/m)	Limit (dBμV/m)	Margin (dB)
1 042.25	44.94	Peak	H	-10.16	-	34.78	74.00	39.22
1 201.73	46.08	Peak	V	-9.19	-	36.89	74.00	37.11
3 474.50	42.97	Peak	V	-0.17	-	42.80	68.20	25.40
3 480.00	43.09	Peak	H	-0.17	-	42.92	68.20	25.28

Horizontal // Peak for 1 ㎓ to 6 ㎓

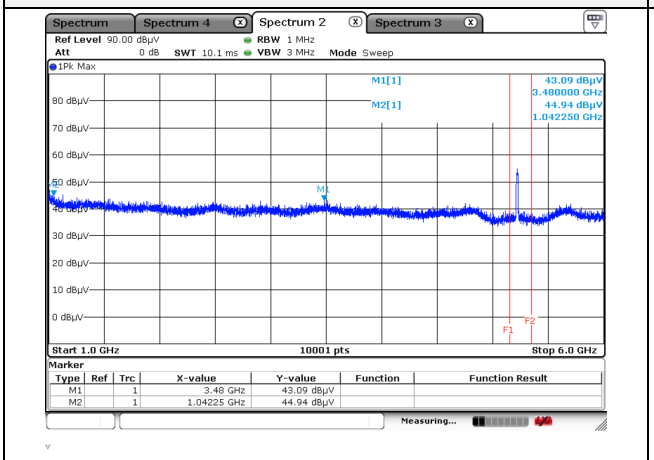

Vertical // Peak for 1 ㎓ to 6 ㎓

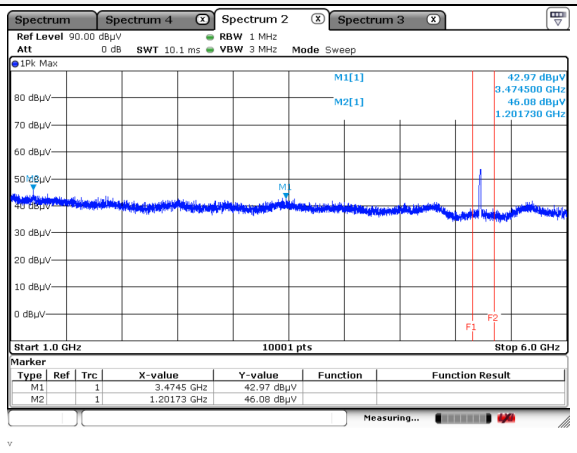

Horizontal // Peak for 6 ㎓ to 18 ㎓

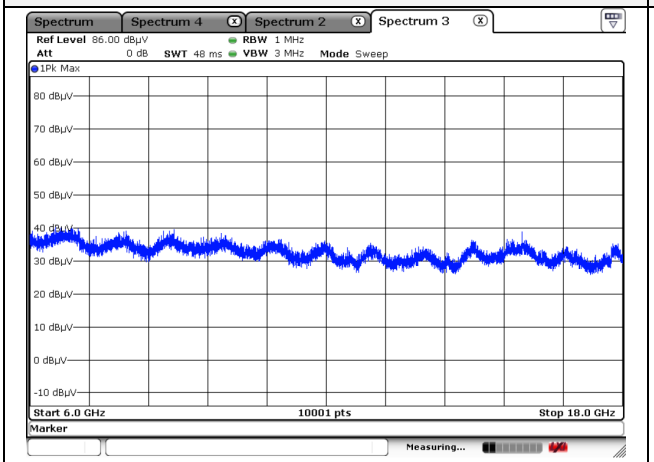

Vertical // Peak for 6 ㎓ to 18 ㎓

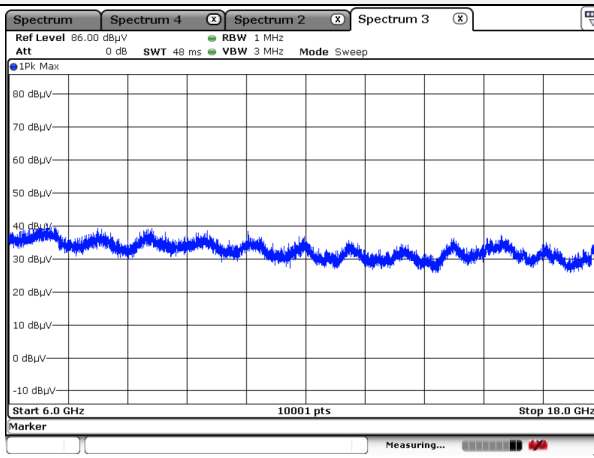

Note.
1. No spurious emission were detected above 6 ㎓.
2. Average test would be performed if the peak result were greater than the average limit.

This report shall not be reproduced except in full, without the written approval of KES Co., Ltd.
The results shown in this test report refer only to the sample(s) tested unless otherwise stated.
The authenticity of the test report, contact kes@kes.co.kr

Mode:	802.11n_HT20
Band:	UNII-1
Distance of measurement:	3 meter
Channel:	48

- **Spurious**

Frequency (㎒)	Level (dBμV)	Detect mode	Ant. Pol. (H/V)	CF (dB)	DCF (dB)	Field strength (dBμV/m)	Limit (dBμV/m)	Margin (dB)
1 001.75	45.65	Peak	H	-10.41	-	35.24	74.00	38.76
1 006.25	44.92	Peak	V	-10.38	-	34.54	74.00	39.46
2 464.60	42.90	Peak	V	-1.67	-	41.23	68.20	26.97
3 493.50	44.20	Peak	H	-0.17	-	44.03	68.20	24.17

Horizontal // Peak for 1 ㎓ to 6 ㎓

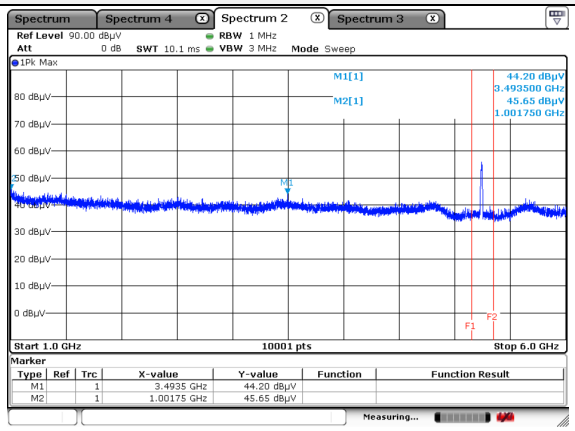

Vertical // Peak for 1 ㎓ to 6 ㎓

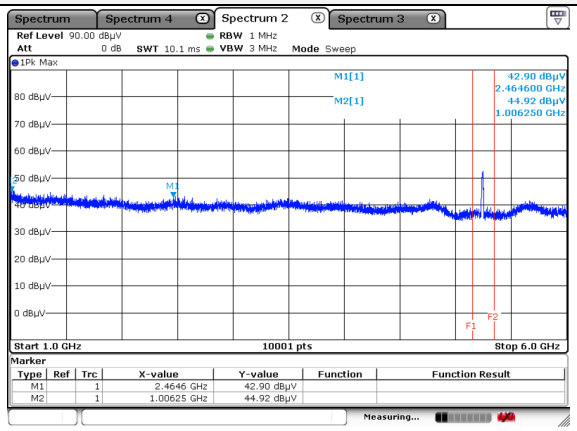

Horizontal // Peak for 6 ㎓ to 18 ㎓

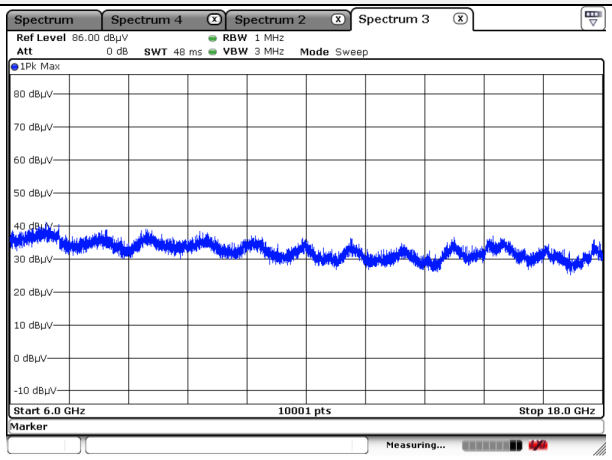

Vertical // Peak for 6 ㎓ to 18 ㎓

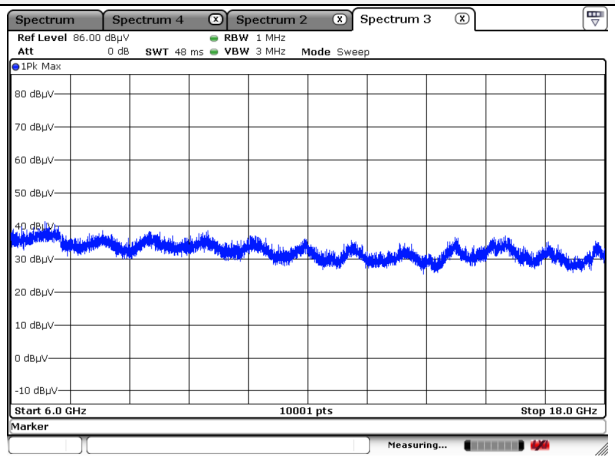

Note.
1. No spurious emission were detected above 6 ㎓.
2. Average test would be performed if the peak result were greater than the average limit.

Mode: 802.11n_HT40
Band: UNII-1
Distance of measurement: 3 meter
Channel: 38

- **Spurious**

Frequency (MHz)	Level (dBμV)	Detect mode	Ant. Pol. (H/V)	CF (dB)	DCF (dB)	Field strength (dBμV/m)	Limit (dBμV/m)	Margin (dB)
1 000.25	48.80	Peak	H	-10.42	-	38.38	74.00	35.62
1 328.22	45.83	Peak	V	-8.41	-	37.42	74.00	36.58
3 535.50	42.70	Peak	V	0.04	-	42.74	68.20	25.46
4 680.38	42.24	Peak	H	3.87	-	46.11	74.00	27.89

- **Band edge**

Frequency (MHz)	Level (dBμV)	Detect mode	Ant. Pol. (H/V)	CF (dB)	DCF (dB)	Field strength (dBμV/m)	Limit (dBμV/m)	Margin (dB)
5 144.71	58.07	Peak	V	6.00	-	64.07	74.00	9.93
5 144.71	38.37	Average	V	6.00	0.27	44.64	54.00	9.36
5 146.66	59.87	Peak	H	6.00	-	65.87	74.00	8.13
5 146.66	39.52	Average	H	6.00	0.27	45.79	54.00	8.21
5 148.45	60.20	Peak	H	5.99	-	66.19	74.00	7.81
5 148.45	39.49	Average	H	5.99	0.27	45.75	54.00	8.25
5 149.39	58.96	Peak	V	5.99	-	64.95	74.00	9.05
5 149.39	39.67	Average	V	5.99	0.27	45.93	54.00	8.07

This report shall not be reproduced except in full, without the written approval of KES Co., Ltd.
The results shown in this test report refer only to the sample(s) tested unless otherwise stated.
The authenticity of the test report, contact kes@kes.co.kr

Restricted band // Horizontal // Peak

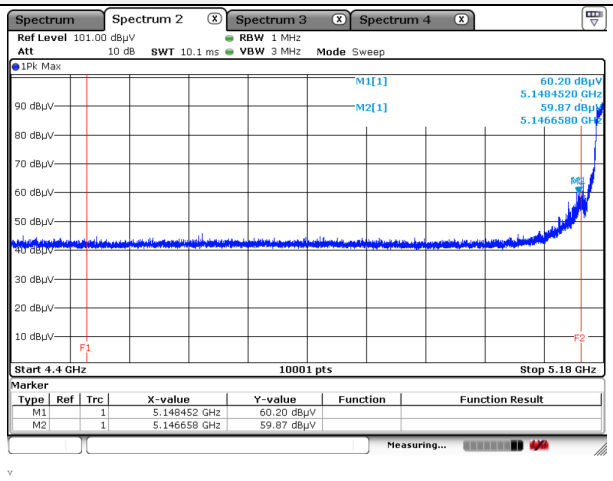

Restricted band // Vertical // Peak

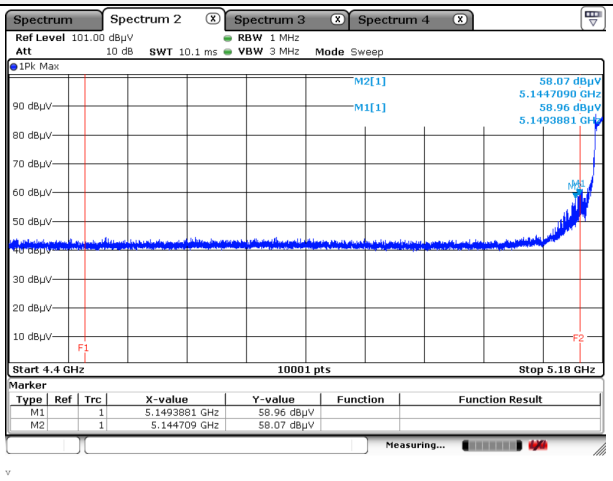

Restricted band // Horizontal // Average

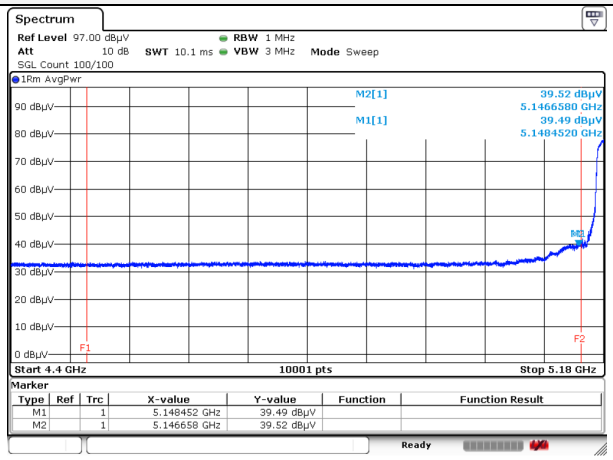

Restricted band // Vertical // Average

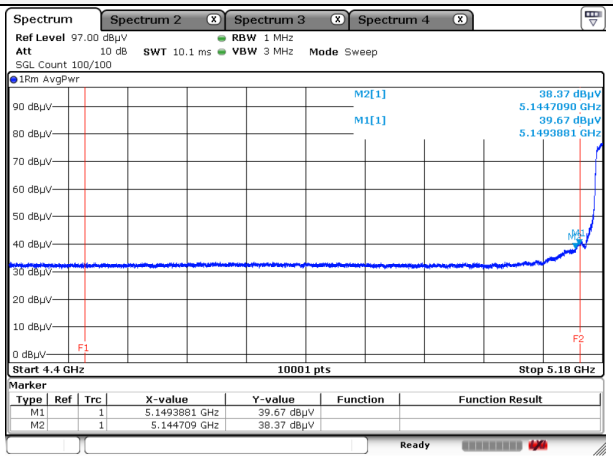

Horizontal // Peak for 1 ㎓ to 6 ㎓

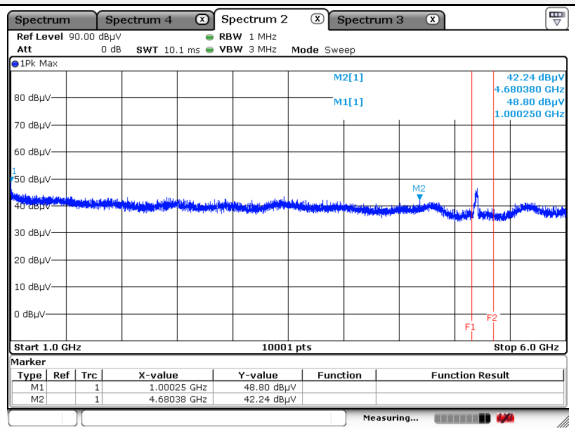

Vertical // Peak for 1 ㎓ to 6 ㎓

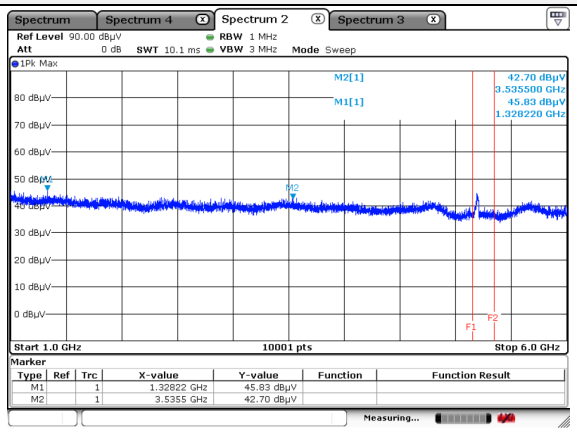

Horizontal // Peak for 6 ㎓ to 18 ㎓

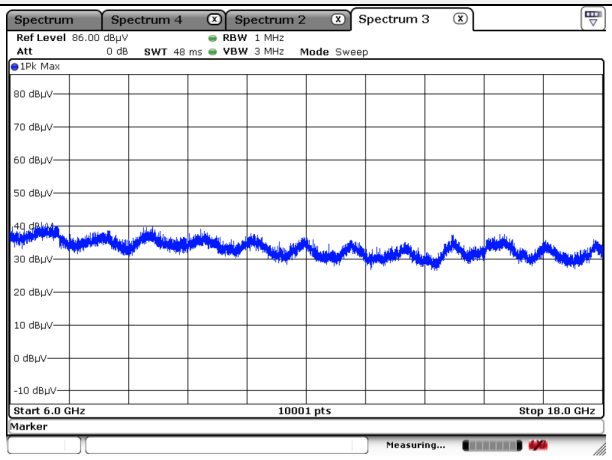

Vertical // Peak for 6 ㎓ to 18 ㎓

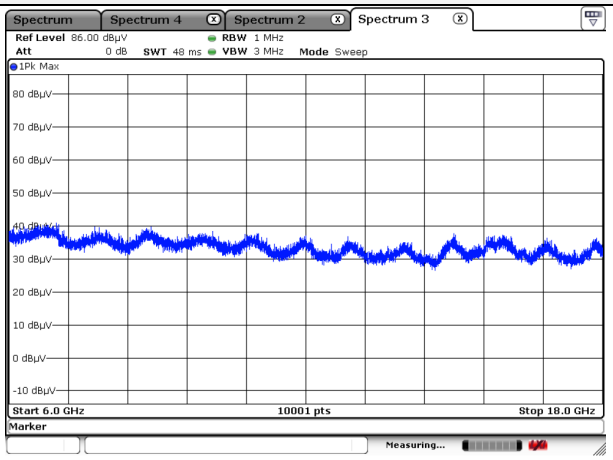

Note.
1. No spurious emission were detected above 6 ㎓.
2. Average test would be performed if the peak result were greater than the average limit.

This report shall not be reproduced except in full, without the written approval of KES Co., Ltd.
The results shown in this test report refer only to the sample(s) tested unless otherwise stated.
The authenticity of the test report, contact kes@kes.co.kr

Mode:	802.11n_HT40
Band:	UNII-1
Distance of measurement:	3 meter
Channel:	46

- **Spurious**

Frequency (㎒)	Level (dBμV)	Detect mode	Ant. Pol. (H/V)	CF (dB)	DCF (dB)	Field strength (dBμV/m)	Limit (dBμV/m)	Margin (dB)
1 000.25	46.60	Peak	V	-10.42	-	36.18	74.00	37.82
1 003.25	45.39	Peak	H	-10.40	-	34.99	74.00	39.01
3 486.50	44.27	Peak	V	-0.17		44.10	68.20	24.10
3 487.50	43.35	Peak	H	-0.17		43.18	68.20	25.02

Horizontal // Peak for 1 ㎓ to 6 ㎓

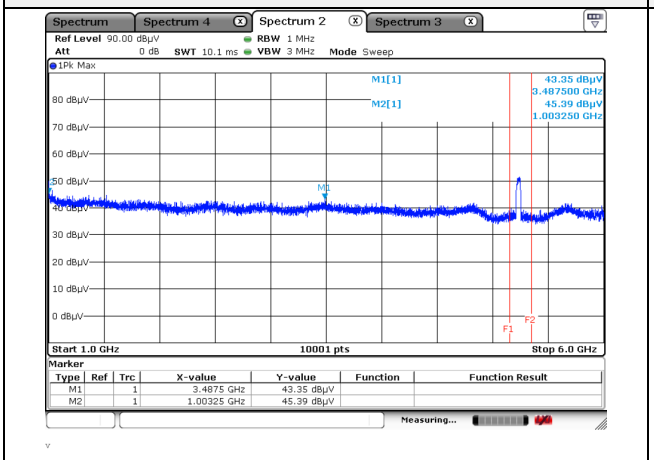

Vertical // Peak for 1 ㎓ to 6 ㎓

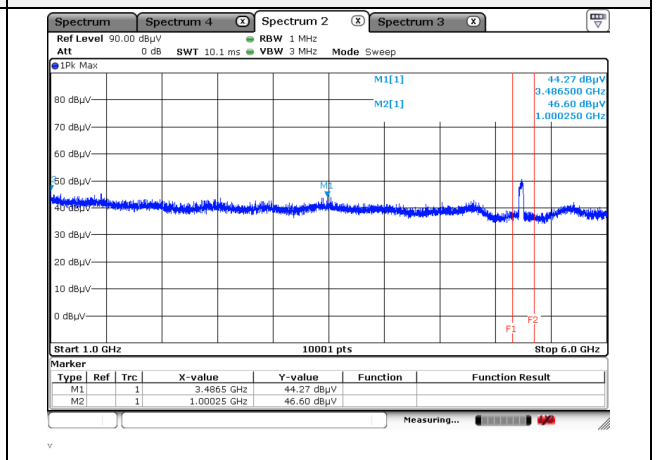

Horizontal // Peak for 6 ㎓ to 18 ㎓

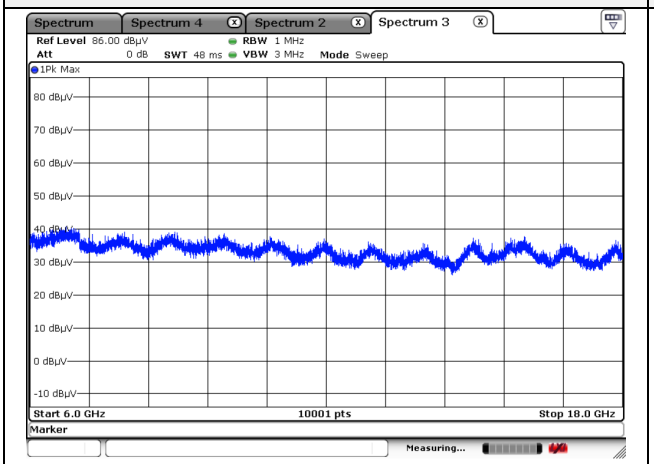

Vertical // Peak for 6 ㎓ to 18 ㎓

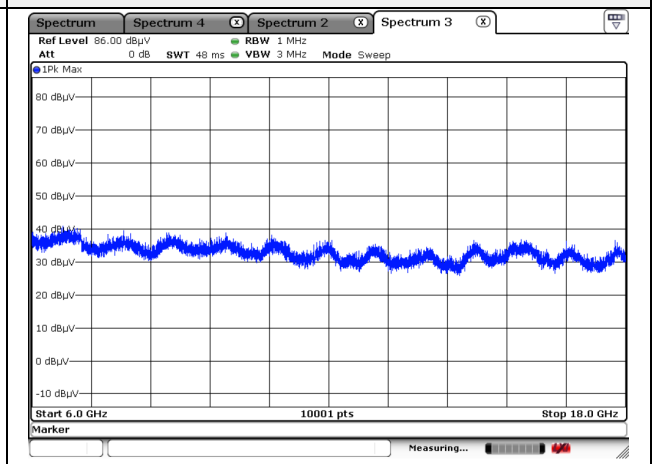

Note.
1. No spurious emission were detected above 6 ㎓.
2. Average test would be performed if the peak result were greater than the average limit.

This report shall not be reproduced except in full, without the written approval of KES Co., Ltd.
The results shown in this test report refer only to the sample(s) tested unless otherwise stated.
The authenticity of the test report, contact kes@kes.co.kr

Mode:	802.11a
Band:	UNII-2A
Distance of measurement:	3 meter
Channel:	52

- **Spurious**

Frequency (MHz)	Level (dBμV)	Detect mode	Ant. Pol. (H/V)	CF (dB)	DCF (dB)	Field strength (dBμV/m)	Limit (dBμV/m)	Margin (dB)
1 029.75	45.13	Peak	H	-10.24	-	34.89	74.00	39.11
1 188.73	45.37	Peak	V	-9.27	-	36.10	74.00	37.90
2 559.59	42.39	Peak	H	-1.49	-	40.90	68.20	27.30
3 488.00	42.78	Peak	V	-0.17	-	42.61	68.20	25.59

Horizontal // Peak for 1 GHz to 6 GHz

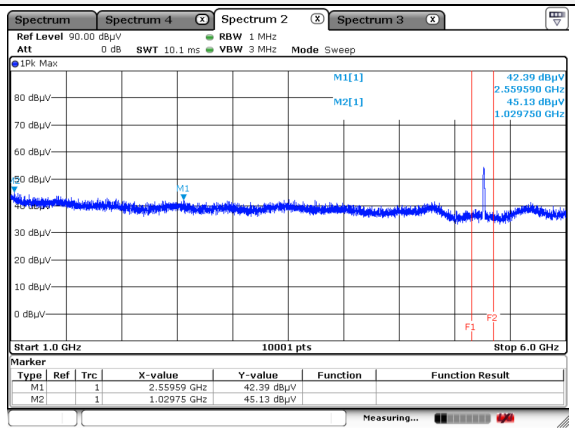

Vertical // Peak for 1 GHz to 6 GHz

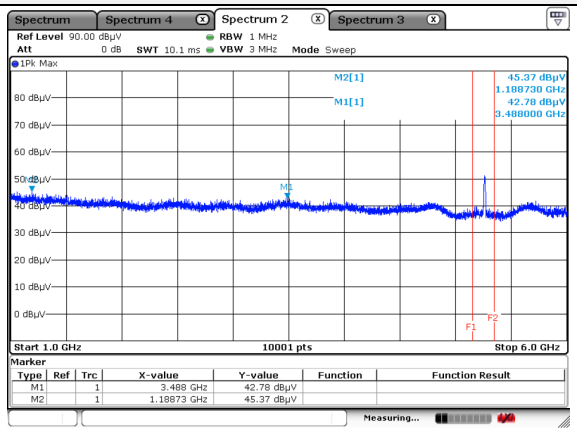

Horizontal // Peak for 6 GHz to 18 GHz

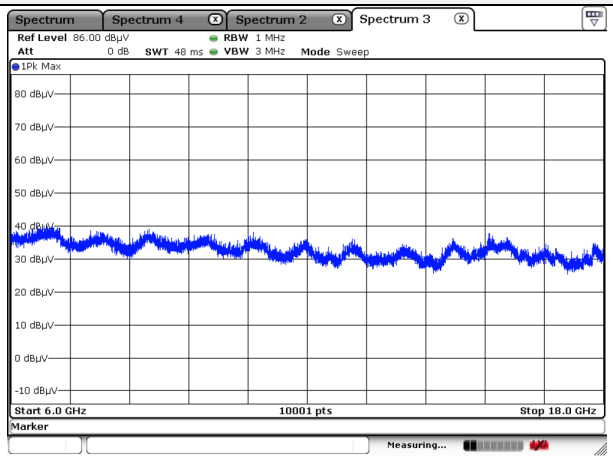

Vertical // Peak for 6 GHz to 18 GHz

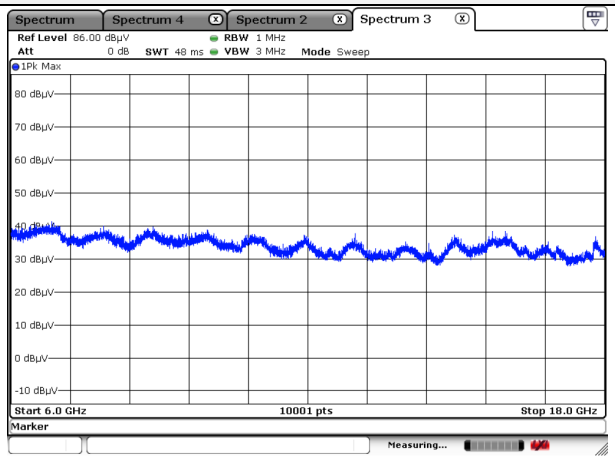

Note.
1. No spurious emission were detected above 6 GHz.
2. Average test would be performed if the peak result were greater than the average limit.

This report shall not be reproduced except in full, without the written approval of KES Co., Ltd.
The results shown in this test report refer only to the sample(s) tested unless otherwise stated.
The authenticity of the test report, contact kes@kes.co.kr

Mode:	802.11a
Band:	UNII-2A
Distance of measurement:	3 meter
Channel:	60

- **Spurious**

Frequency (MHz)	Level (dBμV)	Detect mode	Ant. Pol. (H/V)	CF (dB)	DCF (dB)	Field strength (dBμV/m)	Limit (dBμV/m)	Margin (dB)
1 000.25	47.27	Peak	H	-10.42	-	36.85	74.00	37.15
1 032.25	45.41	Peak	V	-10.22	-	35.19	74.00	38.81
1 350.71	43.86	Peak	V	-8.27	-	35.59	74.00	38.41
3 449.01	42.90	Peak	H	-0.17	-	42.73	68.20	25.47

Horizontal // Peak for 1 GHz to 6 GHz

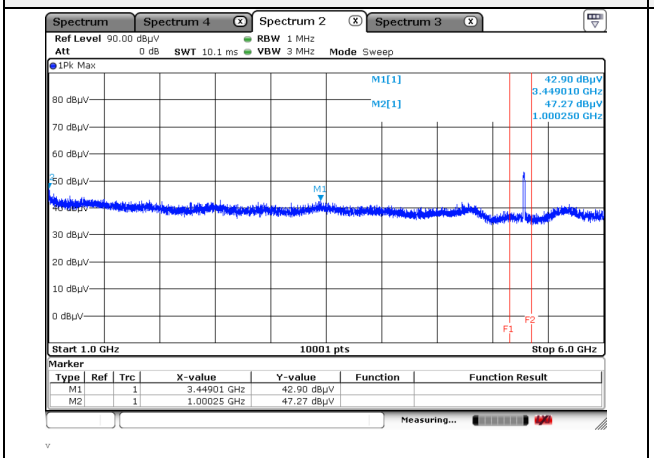

Vertical // Peak for 1 GHz to 6 GHz

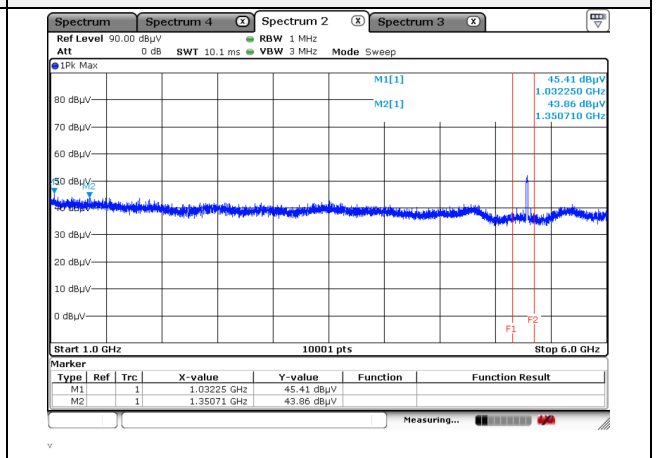

Horizontal // Peak for 6 GHz to 18 GHz

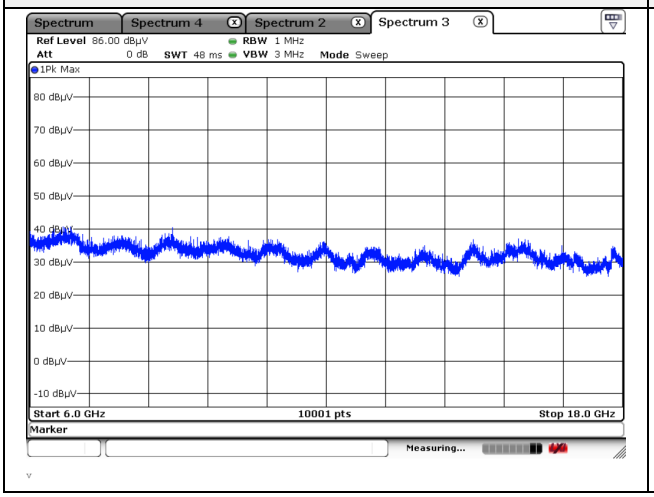

Vertical // Peak for 6 GHz to 18 GHz

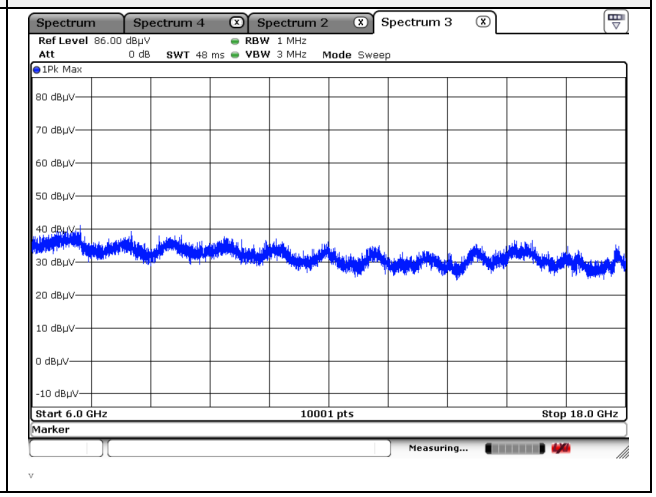

Note.
1. No spurious emission were detected above 6 GHz.
2. Average test would be performed if the peak result were greater than the average limit.

This report shall not be reproduced except in full, without the written approval of KES Co., Ltd.
The results shown in this test report refer only to the sample(s) tested unless otherwise stated.
The authenticity of the test report, contact kes@kes.co.kr

Mode: 802.11a
Band: UNII-2A
Distance of measurement: 3 meter
Channel: 64

- **Spurious**

Frequency (MHz)	Level (dBμV)	Detect mode	Ant. Pol. (H/V)	CF (dB)	DCF (dB)	Field strength (dBμV/m)	Limit (dBμV/m)	Margin (dB)
1 009.25	44.87	Peak	H	-10.36	-	34.51	74.00	39.49
1 330.72	45.38	Peak	V	-8.39	-	36.99	74.00	37.01
2 441.11	46.49	Peak	V	-1.67	-	44.82	68.20	23.38
3 547.00	44.68	Peak	H	0.10	-	44.78	68.20	23.42

- **Band edge**

Frequency (MHz)	Level (dBμV)	Detect mode	Ant. Pol. (H/V)	CF (dB)	DCF (dB)	Field strength (dBμV/m)	Limit (dBμV/m)	Margin (dB)
5 350.18	51.86	Peak	V	6.53	-	58.39	74.00	15.61
5 350.18	34.86	Average	V	6.53	0.18	41.57	54.00	12.43
5 355.45	50.89	Peak	H	6.55	-	58.11	74.00	15.89
5 355.45	34.51	Average	H	6.55	0.18	41.24	54.00	12.76

This report shall not be reproduced except in full, without the written approval of KES Co., Ltd.
The results shown in this test report refer only to the sample(s) tested unless otherwise stated.
The authenticity of the test report, contact kes@kes.co.kr

Restricted band // Horizontal // Peak

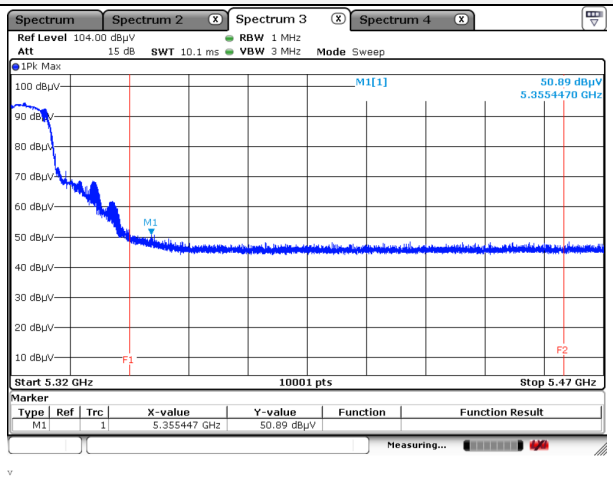

Restricted band // Vertical // Peak

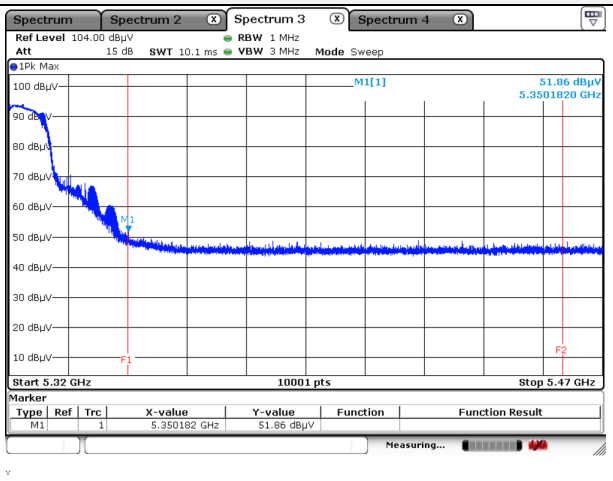

Restricted band // Horizontal // Average

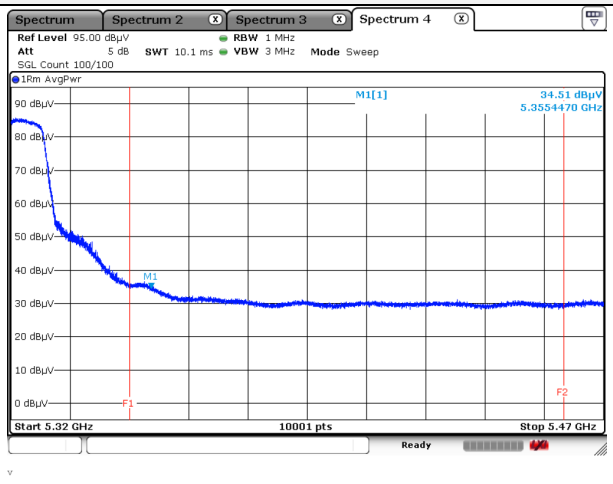

Restricted band // Vertical // Average

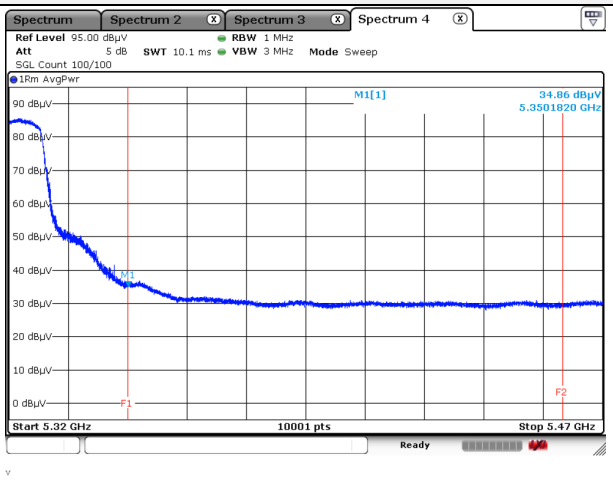

Horizontal // Peak for 1 ㎓ to 6 ㎓

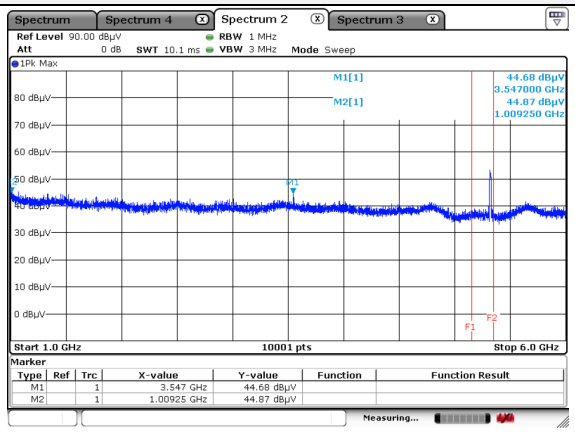

Vertical // Peak for 1 ㎓ to 6 ㎓

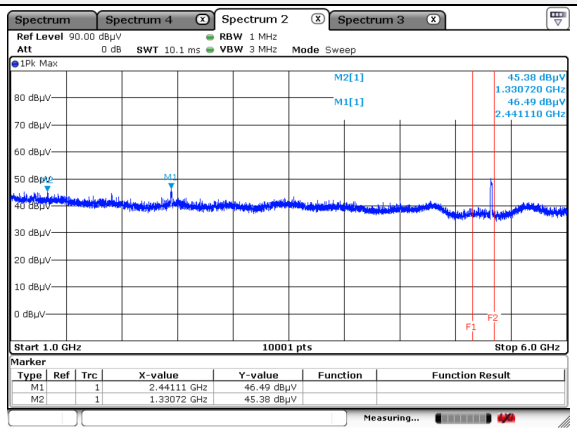

Horizontal // Peak for 6 ㎓ to 18 ㎓

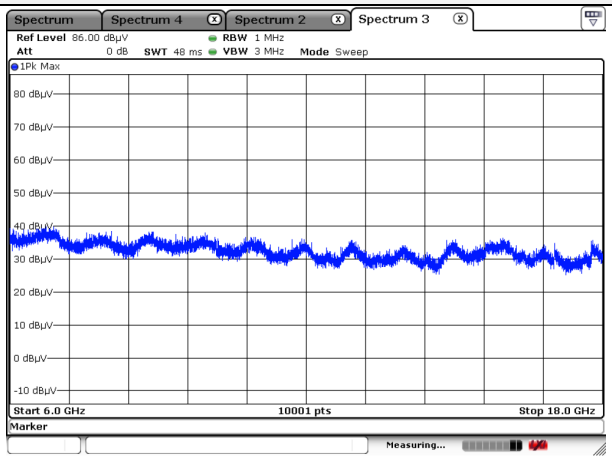

Vertical // Peak for 6 ㎓ to 18 ㎓

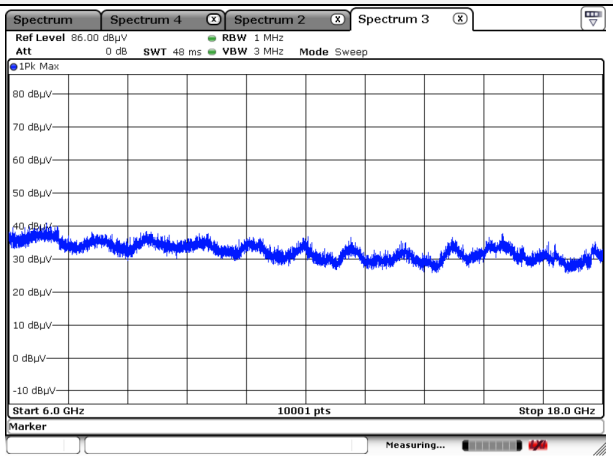

Note.
1. No spurious emission were detected above 6 ㎓.
2. Average test would be performed if the peak result were greater than the average limit.

This report shall not be reproduced except in full, without the written approval of KES Co., Ltd.
The results shown in this test report refer only to the sample(s) tested unless otherwise stated.
The authenticity of the test report, contact kes@kes.co.kr

Mode:	802.11n_HT20
Band:	UNII-2A
Distance of measurement:	3 meter
Channel:	52

- **Spurious**

Frequency (㎒)	Level (dBμV)	Detect mode	Ant. Pol. (H/V)	CF (dB)	DCF (dB)	Field strength (dBμV/m)	Limit (dBμV/m)	Margin (dB)
1 001.25	49.46	Peak	H	-10.41	-	39.05	74.00	34.95
1 064.24	45.67	Peak	V	-10.03	-	35.64	74.00	38.36
1 332.72	46.39	Peak	V	-8.38	-	38.01	74.00	35.99
3 458.50	42.92	Peak	H	-0.17	-	42.75	68.20	25.45

Horizontal // Peak for 1 ㎓ to 6 ㎓

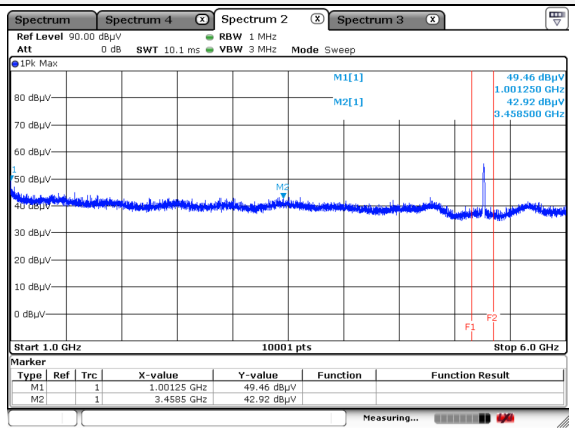

Vertical // Peak for 1 ㎓ to 6 ㎓

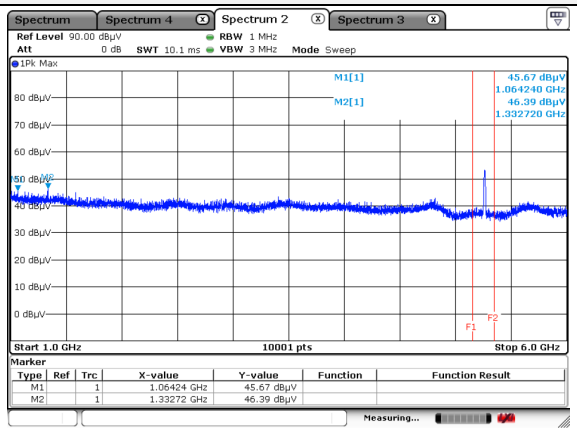

Horizontal // Peak for 6 ㎓ to 18 ㎓

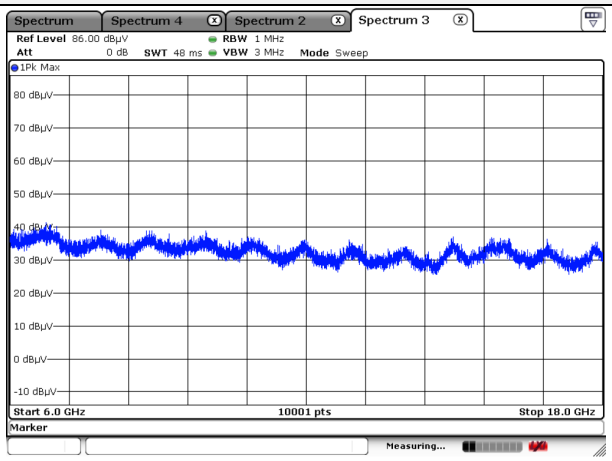

Vertical // Peak for 6 ㎓ to 18 ㎓

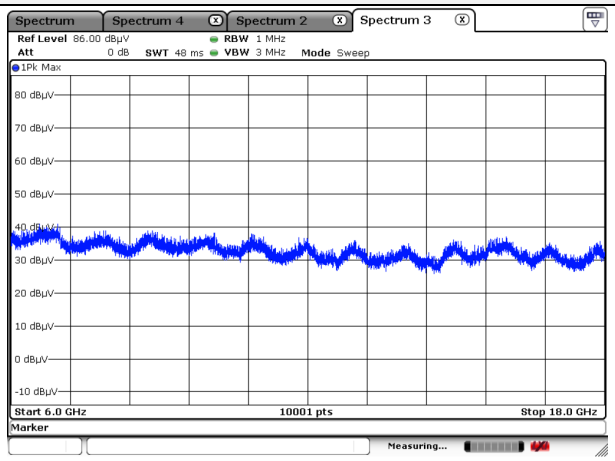

Note.
1. No spurious emission were detected above 6 ㎓.
2. Average test would be performed if the peak result were greater than the average limit.

This report shall not be reproduced except in full, without the written approval of KES Co., Ltd.
The results shown in this test report refer only to the sample(s) tested unless otherwise stated.
The authenticity of the test report, contact kes@kes.co.kr

Mode:	802.11n_HT20
Band:	UNII-2A
Distance of measurement:	3 meter
Channel:	60

- **Spurious**

Frequency (㎒)	Level (dBμV)	Detect mode	Ant. Pol. (H/V)	CF (dB)	DCF (dB)	Field strength (dBμV/m)	Limit (dBμV/m)	Margin (dB)
1 000.25	51.05	Peak	H	-10.42	-	40.63	74.00	33.37
1 331.72	45.33	Peak	V	-8.39	-	36.94	74.00	37.06
1 744.68	43.98	Peak	V	-4.74	-	39.24	68.20	28.96
2 444.11	48.26	Peak	H	-1.67	-	46.59	68.20	21.61

Horizontal // Peak for 1 ㎓ to 6 ㎓

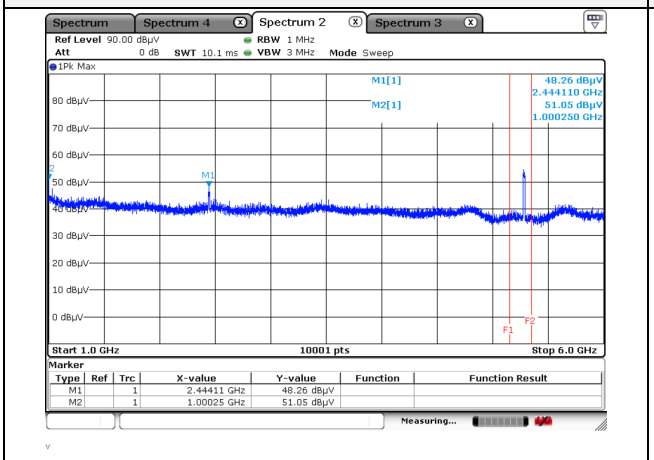

Vertical // Peak for 1 ㎓ to 6 ㎓

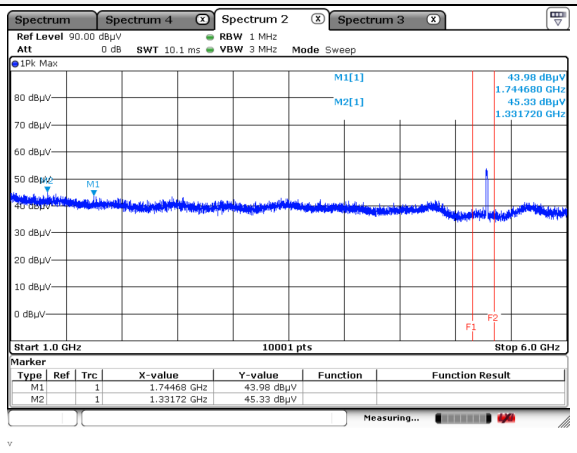

Horizontal // Peak for 6 ㎓ to 18 ㎓

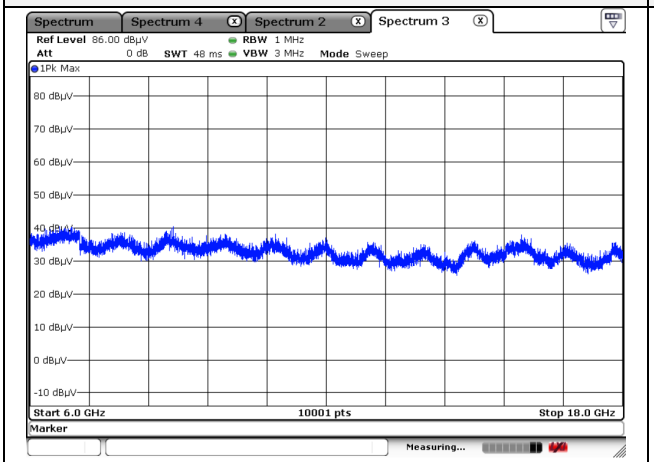

Vertical // Peak for 6 ㎓ to 18 ㎓

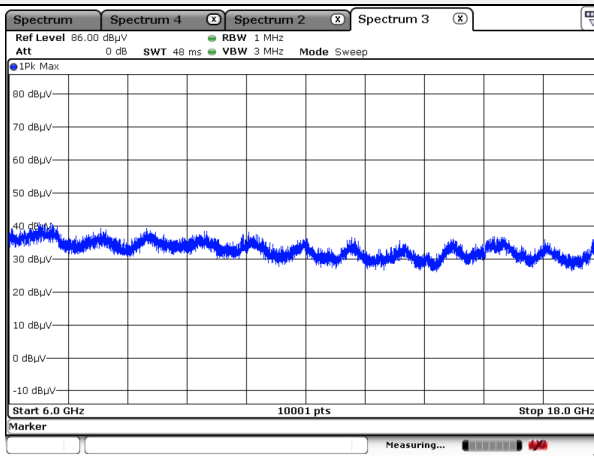

Note.
1. No spurious emission were detected above 6 ㎓.
2. Average test would be performed if the peak result were greater than the average limit.

This report shall not be reproduced except in full, without the written approval of KES Co., Ltd.
The results shown in this test report refer only to the sample(s) tested unless otherwise stated.
The authenticity of the test report, contact kes@kes.co.kr

Mode: 802.11n_HT20
Band: UNII-2A
Distance of measurement: 3 meter
Channel: 64

- **Spurious**

Frequency (MHz)	Level (dBμV)	Detect mode	Ant. Pol. (H/V)	CF (dB)	DCF (dB)	Field strength (dBμV/m)	Limit (dBμV/m)	Margin (dB)
1 000.25	50.92	Peak	H	-10.42	-	40.50	74.00	33.50
1 000.25	47.91	Peak	V	-10.42	-	37.49	74.00	36.51
3 547.00	44.47	Peak	H	0.10	-	44.57	68.20	23.63
3 547.00	43.71	Peak	V	0.10	-	43.81	68.20	24.39

- **Band edge**

Frequency (MHz)	Level (dBμV)	Detect mode	Ant. Pol. (H/V)	CF (dB)	DCF (dB)	Field strength (dBμV/m)	Limit (dBμV/m)	Margin (dB)
5 350.27	56.32	Peak	H	6.53	-	62.85	74.00	11.15
5 350.27	36.26	Average	H	6.53	0.04	42.83	54.00	11.17
5 350.38	55.48	Peak	V	6.53	-	62.68	74.00	11.32
5 350.38	35.72	Average	V	6.53	0.04	42.29	54.00	11.71

This report shall not be reproduced except in full, without the written approval of KES Co., Ltd.
The results shown in this test report refer only to the sample(s) tested unless otherwise stated.
The authenticity of the test report, contact kes@kes.co.kr

Restricted band // Horizontal // Peak

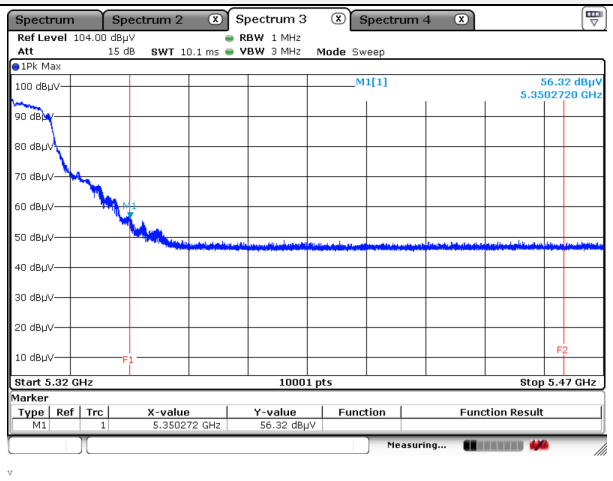

Restricted band // Vertical // Peak

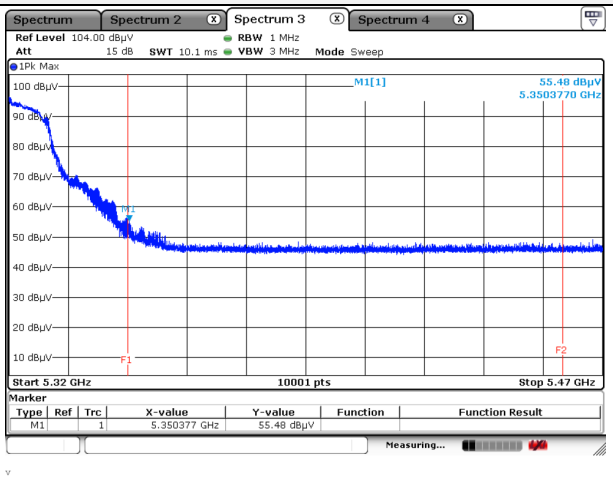

Restricted band // Horizontal // Average

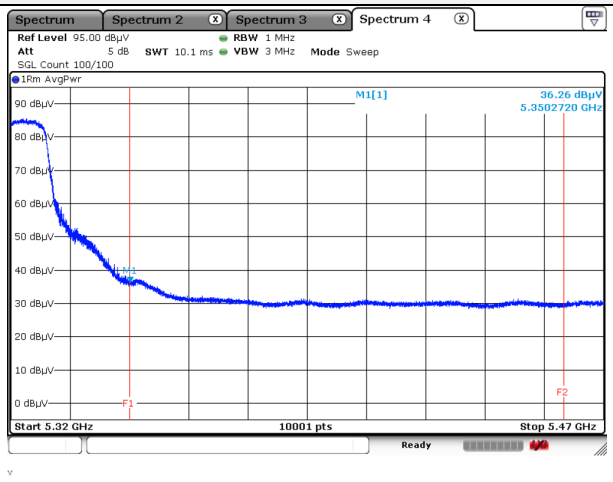

Restricted band // Vertical // Average

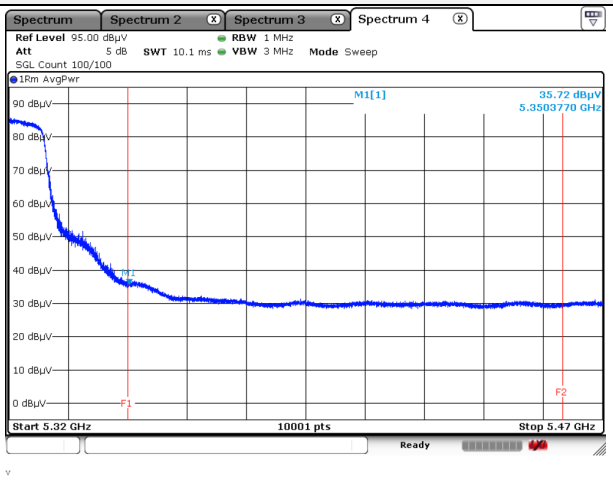

Horizontal // Peak for 1 ㎓ to 6 ㎓

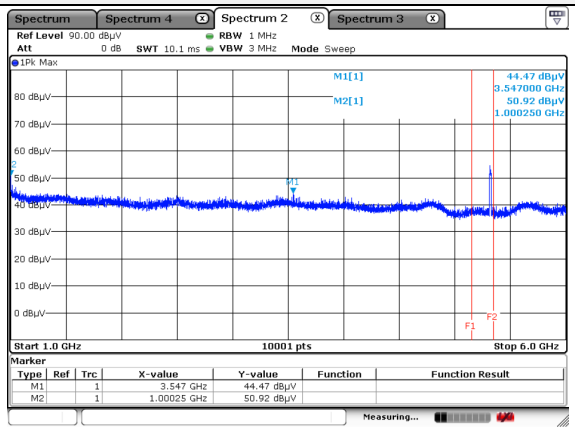

Vertical // Peak for 1 ㎓ to 6 ㎓

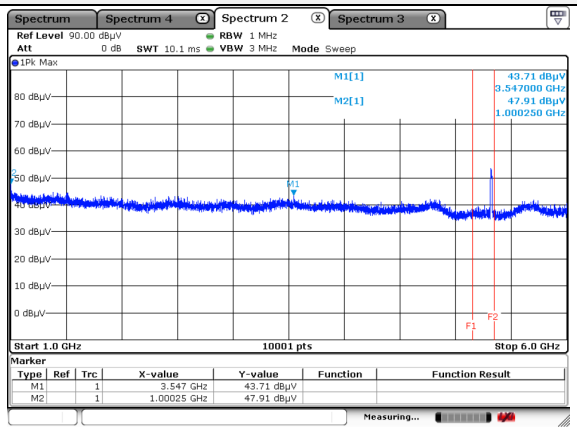

Horizontal // Peak for 6 ㎓ to 18 ㎓

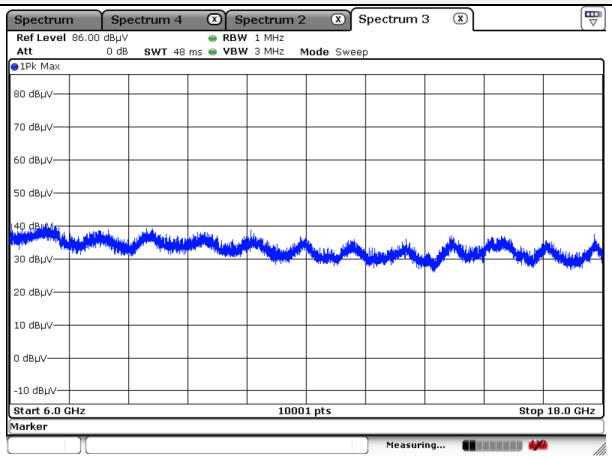

Vertical // Peak for 6 ㎓ to 18 ㎓

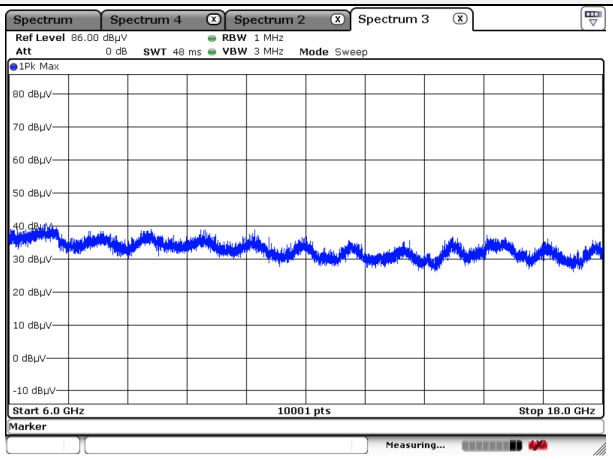

Note.
1. No spurious emission were detected above 6 ㎓.
2. Average test would be performed if the peak result were greater than the average limit.

This report shall not be reproduced except in full, without the written approval of KES Co., Ltd.
The results shown in this test report refer only to the sample(s) tested unless otherwise stated.
The authenticity of the test report, contact kes@kes.co.kr

Mode:	802.11n_HT40
Band:	UNII-2A
Distance of measurement:	3 meter
Channel:	54

- **Spurious**

Frequency (㎒)	Level (dBμV)	Detect mode	Ant. Pol. (H/V)	CF (dB)	DCF (dB)	Field strength (dBμV/m)	Limit (dBμV/m)	Margin (dB)
1 008.75	45.48	Peak	H	-10.37	-	35.11	74.00	38.89
1 022.25	45.95	Peak	V	-10.28	-	35.67	74.00	38.33
1 203.23	46.10	Peak	V	-9.18	-	36.92	74.00	37.08
3 853.97	42.55	Peak	H	1.56	-	44.11	74.00	29.89

Horizontal // Peak for 1 ㎓ to 6 ㎓

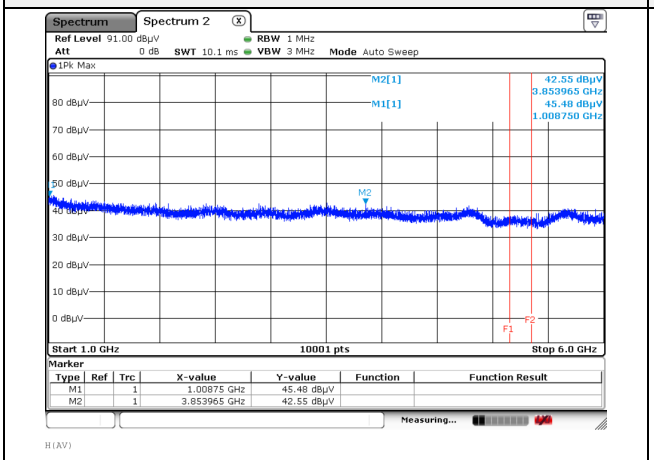

Vertical // Peak for 1 ㎓ to 6 ㎓

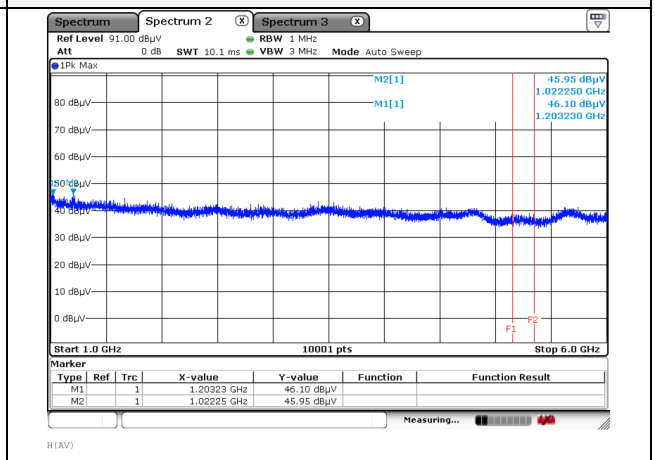

Horizontal // Peak for 6 ㎓ to 18 ㎓

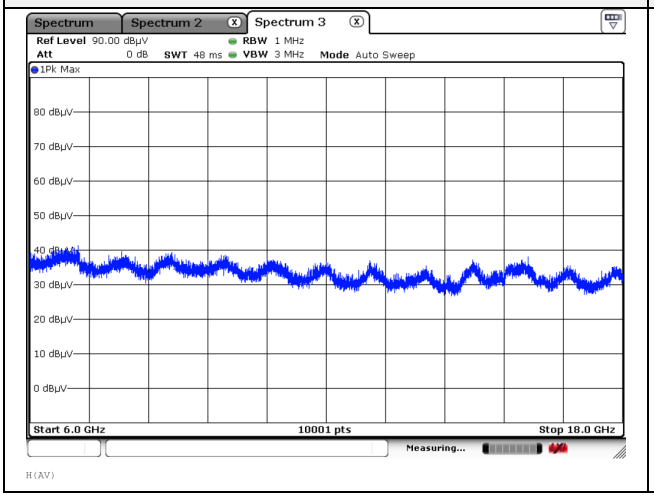

Vertical // Peak for 6 ㎓ to 18 ㎓

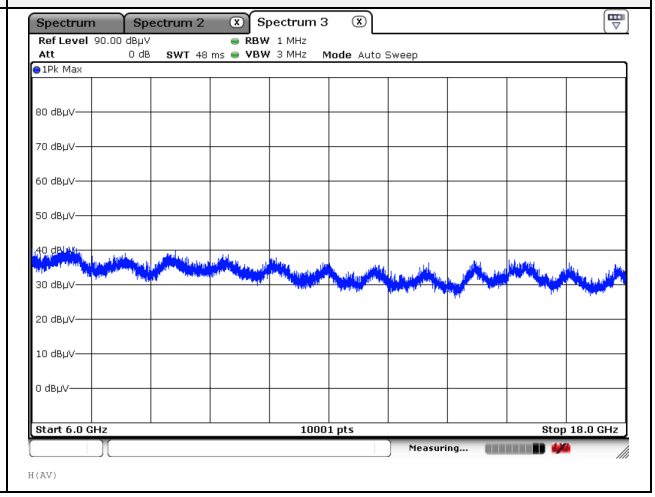

Note.
1. No spurious emission were detected above 6 ㎓.
2. Average test would be performed if the peak result were greater than the average limit.

This report shall not be reproduced except in full, without the written approval of KES Co., Ltd.
The results shown in this test report refer only to the sample(s) tested unless otherwise stated.
The authenticity of the test report, contact kes@kes.co.kr

Mode: 802.11n_HT40
Band: UNII-2A
Distance of measurement: 3 meter
Channel: 62

- **Spurious**

Frequency (MHz)	Level (dBμV)	Detect mode	Ant. Pol. (H/V)	CF (dB)	DCF (dB)	Field strength (dBμV/m)	Limit (dBμV/m)	Margin (dB)
1 197.73	46.26	Peak	V	-9.21	-	37.05	74.00	36.95
1 329.22	47.41	Peak	H	-8.40	-	39.01	74.00	34.99
2 528.60	43.31	Peak	V	-1.58	-	41.73	68.20	26.47
2 586.09	43.91	Peak	H	-1.41	-	42.50	68.20	25.70

- **Band edge**

Frequency (MHz)	Level (dBμV)	Detect mode	Ant. Pol. (H/V)	CF (dB)	DCF (dB)	Field strength (dBμV/m)	Limit (dBμV/m)	Margin (dB)
5 351.79	55.89	Peak	V	6.53	-	62.42	74.00	11.58
5 351.79	36.43	Average	V	6.53	0.27	43.23	54.00	10.77
5 352.46	56.80	Peak	H	6.54	-	64.01	74.00	9.99
5 352.46	36.07	Average	H	6.54	0.27	42.88	54.00	11.12

This report shall not be reproduced except in full, without the written approval of KES Co., Ltd.
The results shown in this test report refer only to the sample(s) tested unless otherwise stated.
The authenticity of the test report, contact kes@kes.co.kr