12. SAR Test Data

GSM850

MEASUREMENT 1

Lower Band SAR (Channel 128): Date: 05/17/2024

Frequency (MHz)	824.200000
Relative permittivity (real part)	40.387760
Relative permittivity (imaginary part)	18.129852
Conductivity (S/m)	0.884923
Variation (%)	0.240000
Crest Factor:	1.0
Probe Conversion factor	1.80
E-Field Probe:	SSE2 (SN 25/22 EPGO375)
Area Scan	dx=8mm dy=8mm, h= 5.00 mm
ZoomScan	5x5x7,dx=8mm dy=8mm dz=5mm,Complete/ndx=8mm dy=8mm, h= 5.00 mm
Phantom	Left head
Device Position	Cheek
Band	GSM850(voice)

SURFACE SAR

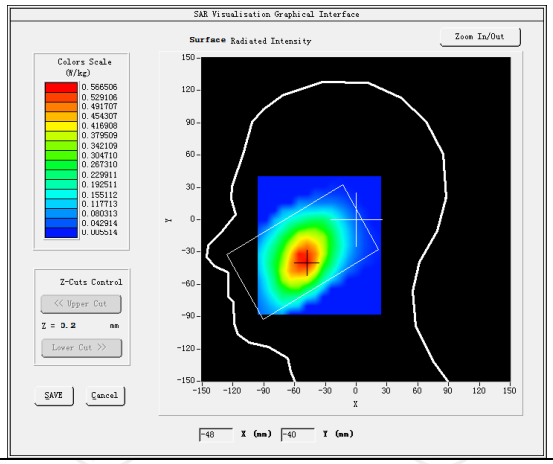

VOLUME SAR

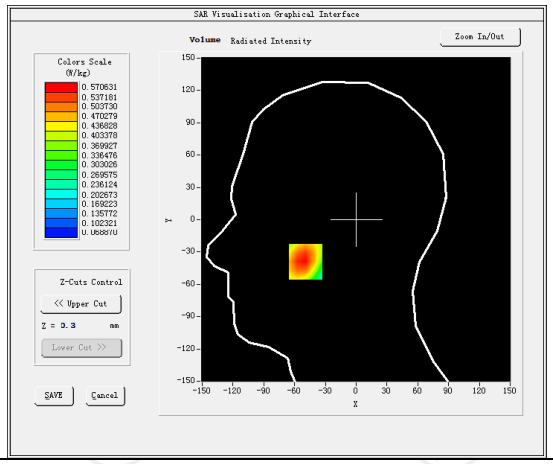

Maximum location: X=-40.00, Y=-30.00 SAR Peak: 0.75 W/kg

SAR 10g (W/Kg)	0.284282
SAR 1g (W/Kg)	0.540701

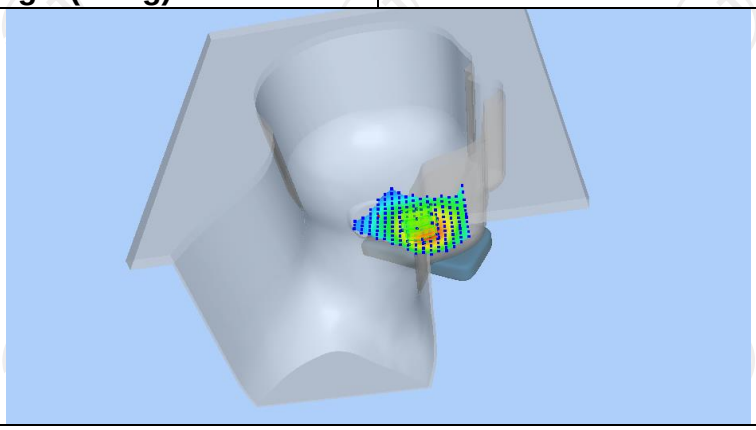

Z (mm)	0.00	4.00	9.00	14.00	19.00
SAR (W/Kg)	0.9139	0.6546	0.4255	0.2757	0.1792

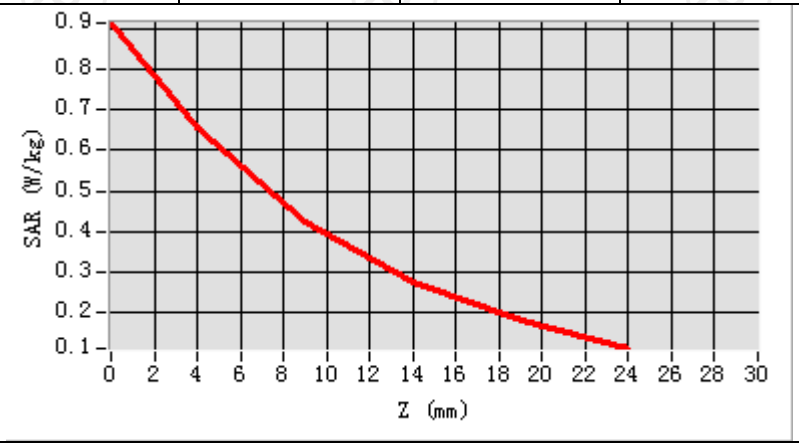

Hot spot position

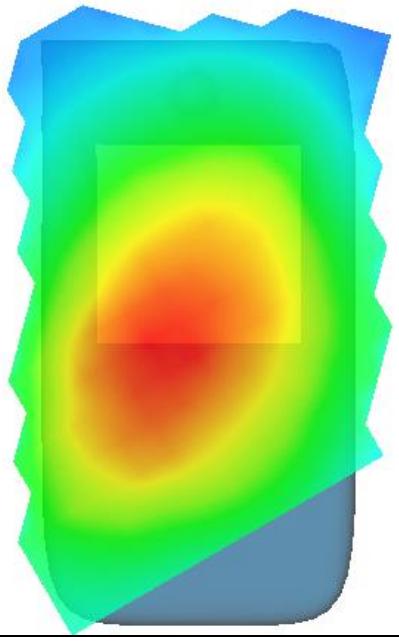

MEASUREMENT 2

Lower Band SAR (Channel 128): Date: 05/17/2024

Frequency (MHz)	824.200000
Relative permittivity (real part)	40.387760
Relative permittivity (imaginary part)	18.129852
Conductivity (S/m)	0.884923
Variation (%)	-1.620000
Crest Factor:	1.0
Probe Conversion factor	1.86
E-Field Probe:	SSE2 (SN 25/22 EPGO375)
Area Scan	dx=8mm dy=8mm, h= 5.00 mm
ZoomScan	5x5x7,dx=8mm dy=8mm dz=5mm,Complete/ndx=8mm dy=8mm, h= 5.00 mm
Phantom	Validation plane
Device Position	Body back(0mm)
Band	GSM850(Voice)

SURFACE SAR	**VOLUME SAR**
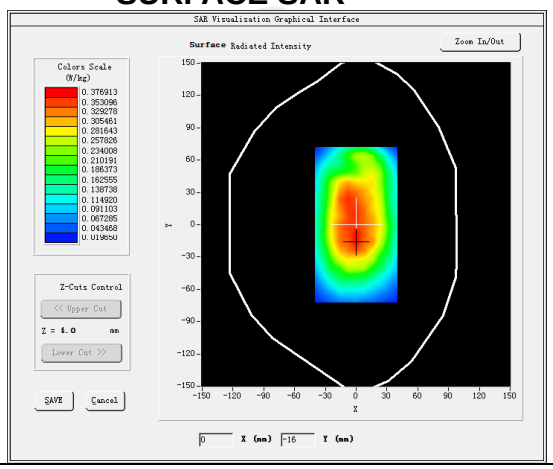	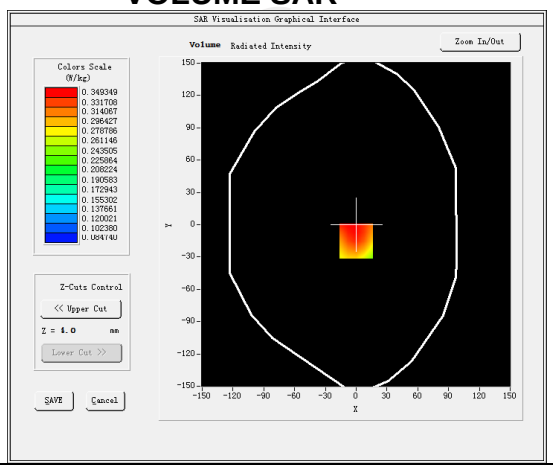

Maximum location: X=1.00, Y=-10.00 SAR Peak: 0.43 W/kg	
SAR 10g (W/Kg)	0.259375
SAR 1g (W/Kg)	0.349121

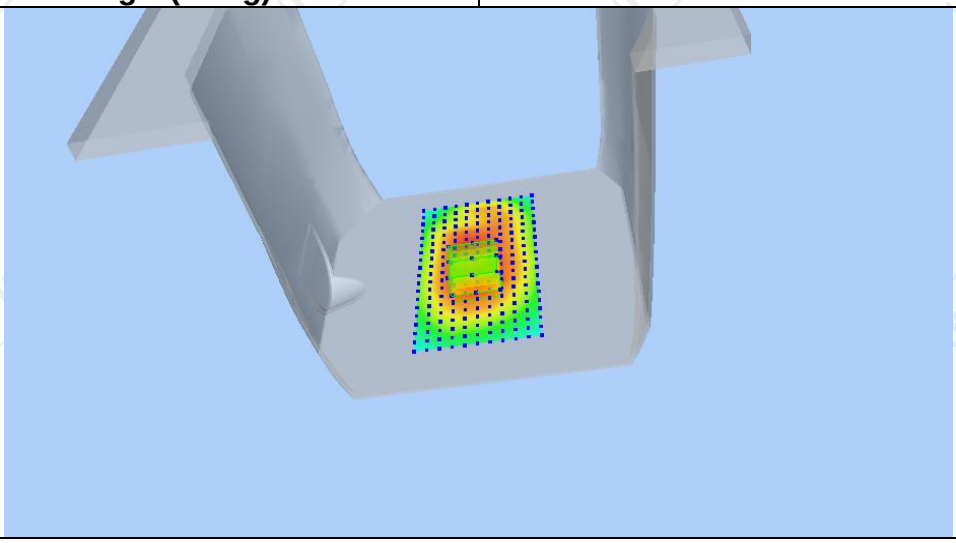

Z (mm)	0.00	4.00	9.00	14.00	19.00
SAR (W/Kg)	0.9547	0.3493	0.2145	0.2163	0.1300

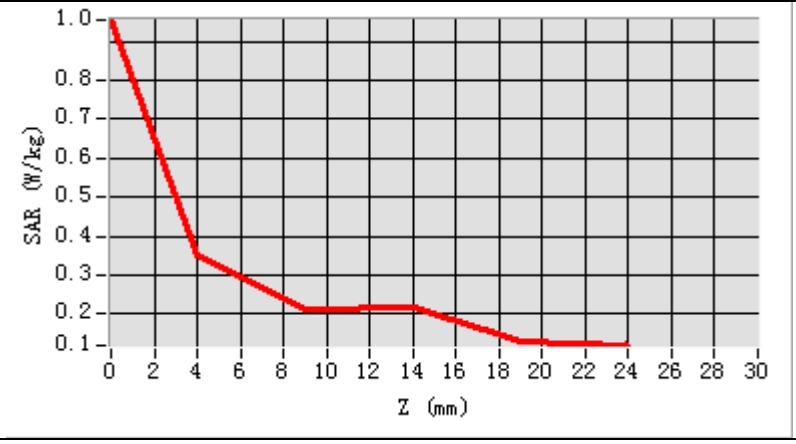

Hot spot position

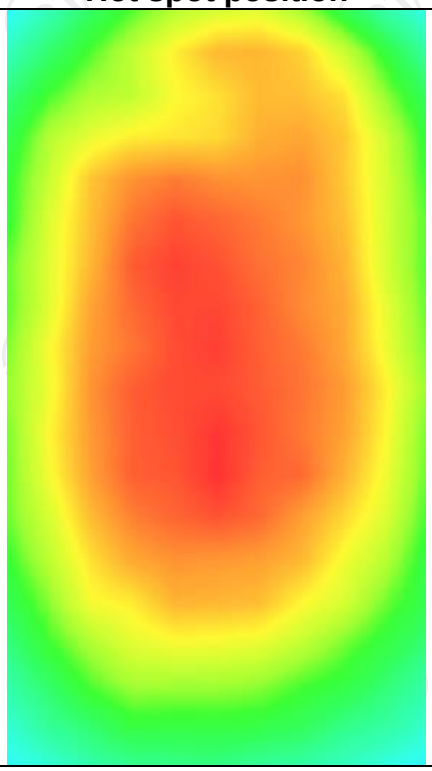

MEASUREMENT 3

Lower Band SAR (Channel 128): Date: 05/17/2024

Frequency (MHz)	824.200000
Relative permittivity (real part)	40.387760
Relative permittivity (imaginary part)	18.129852
Conductivity (S/m)	0.884923
Variation (%)	1.200000
Crest Factor:	1.0
Probe Conversion factor	1.86
E-Field Probe:	SSE2 (SN 25/22 EPGO375)
Area Scan	dx=8mm dy=8mm, h= 5.00 mm
ZoomScan	5x5x7,dx=8mm dy=8mm dz=5mm,Complete/ndx=8mm dy=8mm, h= 5.00 mm
Phantom	Validation plane
Device Position	Body back(0mm)
Band	GSM850(GPRS 2slot)

SURFACE SAR	**VOLUME SAR**
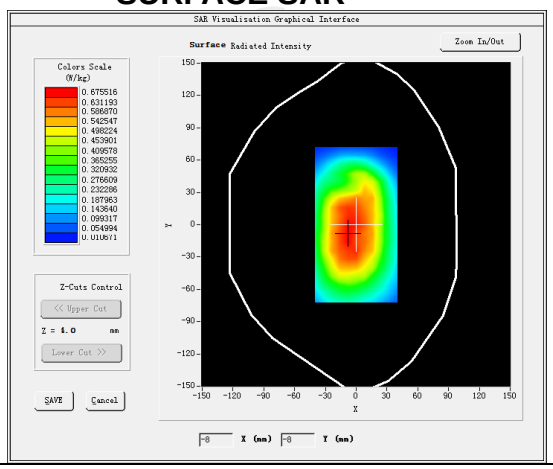	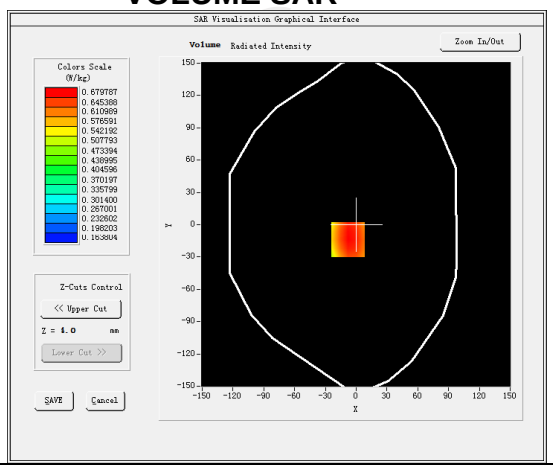

Maximum location: X=-8.00, Y=-14.00 SAR Peak: 0.84 W/kg

SAR 10g (W/Kg)	0.494016
SAR 1g (W/Kg)	0.650314

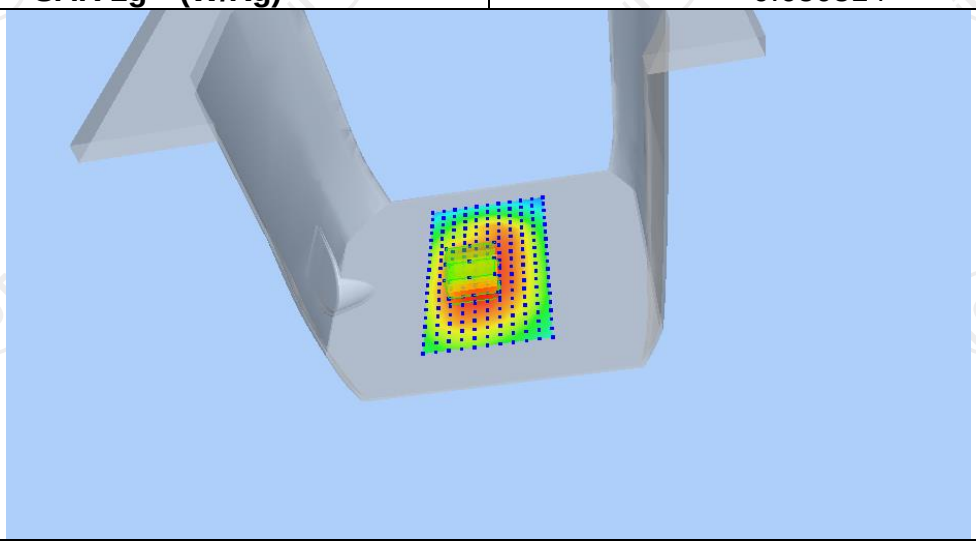

Z (mm)	0.00	4.00	9.00	14.00	19.00
SAR (W/Kg)	0.8297	0.6798	0.5281	0.4101	0.3180

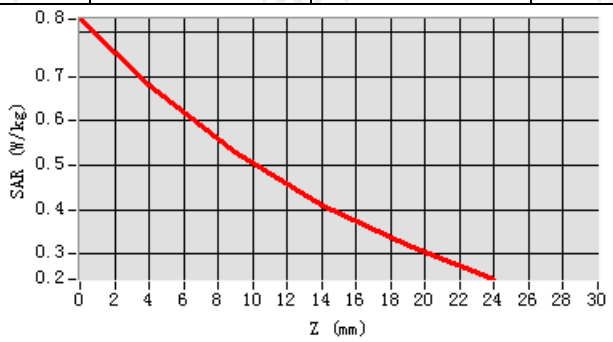

Hot spot position

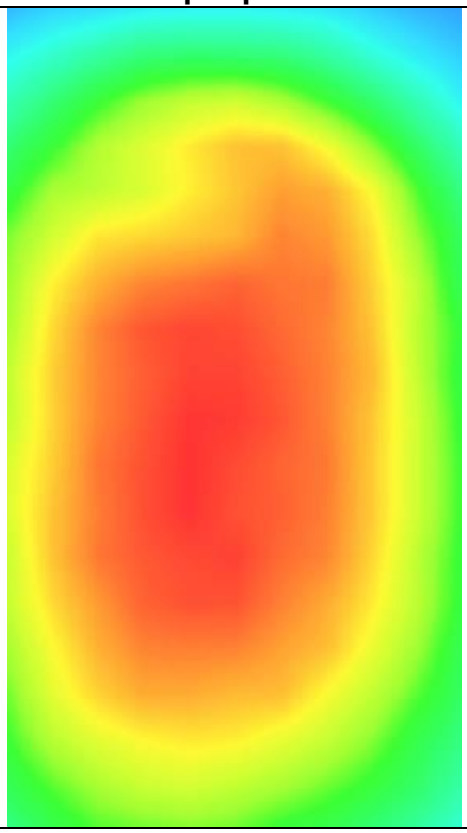

MEASUREMENT 4

Lower Band SAR (Channel 128): Date: 05/17/2024

Frequency (MHz)	824.2000000
Relative permittivity (real part)	40.387760
Relative permittivity (imaginary part)	18.129852
Conductivity (S/m)	0.884923
Variation (%)	-1.370000
Crest Factor:	1.0
Probe Conversion factor	1.86
E-Field Probe:	SSE2 (SN 25/22 EPGO375)
Area Scan	dx=8mm dy=8mm, h= 5.00 mm
ZoomScan	5x5x7,dx=8mm dy=8mm dz=5mm,Complete/ndx=8mm dy=8mm, h= 5.00 mm
Phantom	Validation plane
Device Position	Body back(0mm)
Band	GSM850(GPRS 2slot hotspot)

SURFACE SAR	**VOLUME SAR**
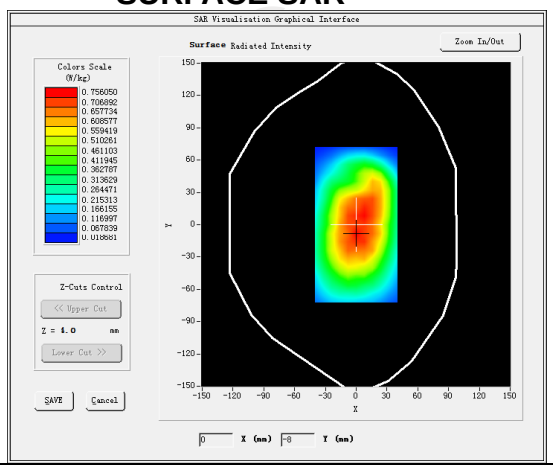	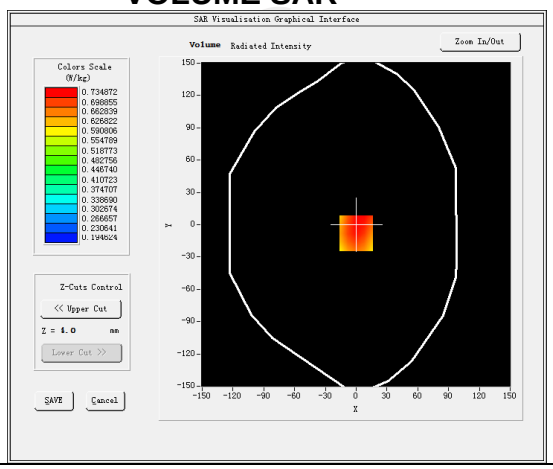

Maximum location: X=0.00, Y=-8.00 SAR Peak: 0.92 W/kg

SAR 10g (W/Kg)	0.530886
SAR 1g (W/Kg)	0.669812

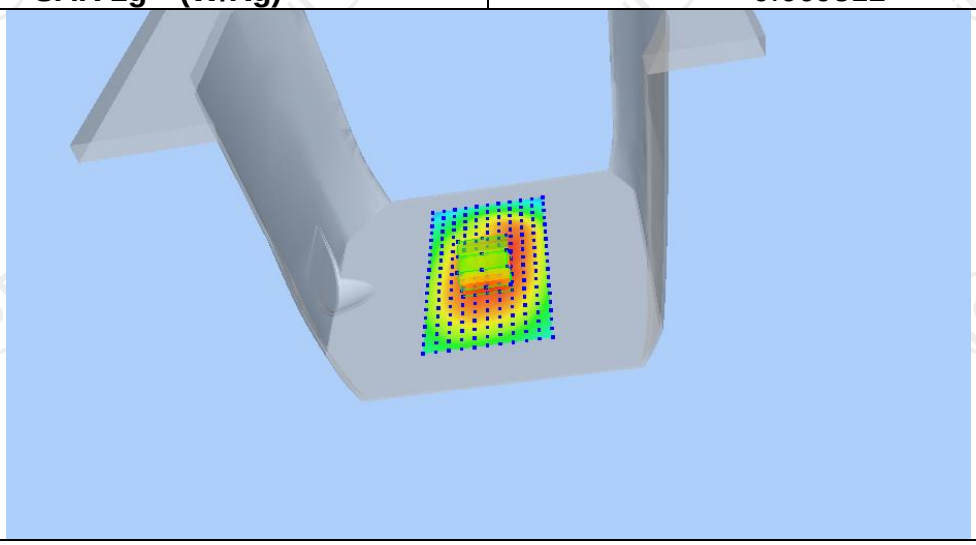

Z (mm)	0.00	4.00	9.00	14.00	19.00
SAR (W/Kg)	1.0470	0.7349	0.5467	0.4377	0.3352

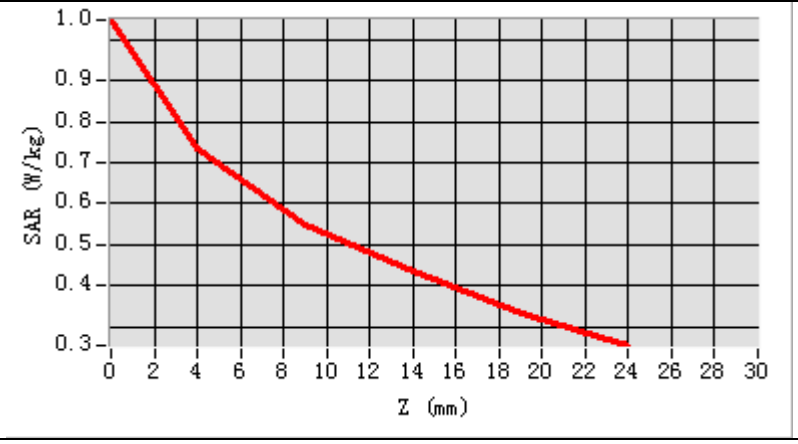

Hot spot position

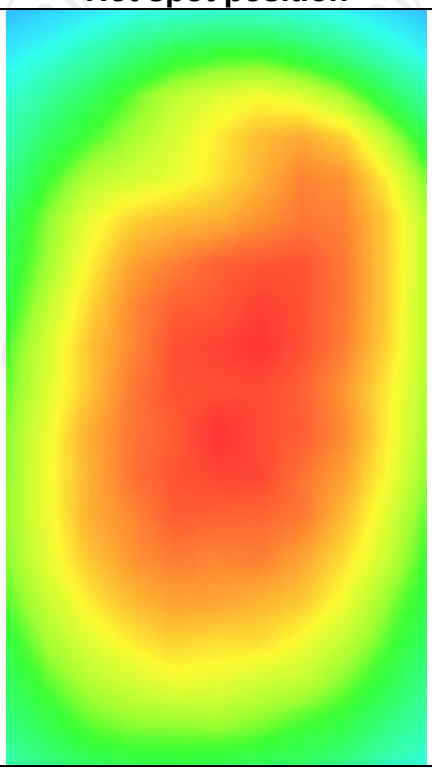

GSM1900

MEASUREMENT 1	
Hight Band SAR (Channel 810):	Date: 06/10/2024
Frequency (MHz)	1909.800000
Relative permittivity (real part)	39.075208
Relative permittivity (imaginary part)	12.607628
Conductivity (S/m)	1.372108
Variation (%)	1.720000
Crest Factor	1.0
Probe Conversion factor	2.23
E-Field Probe:	SSE2 (SN 25/22 EPGO375)
Area Scan	dx=8mm dy=8mm, h= 5.00 mm
ZoomScan	5x5x7,dx=8mm dy=8mm dz=5mm,Complete/ndx=8mm dy=8mm, h= 5.00 mm
Phantom	Left head
Device Position	Cheek
Band	GSM1900(voice)
SURFACE SAR	**VOLUME SAR**
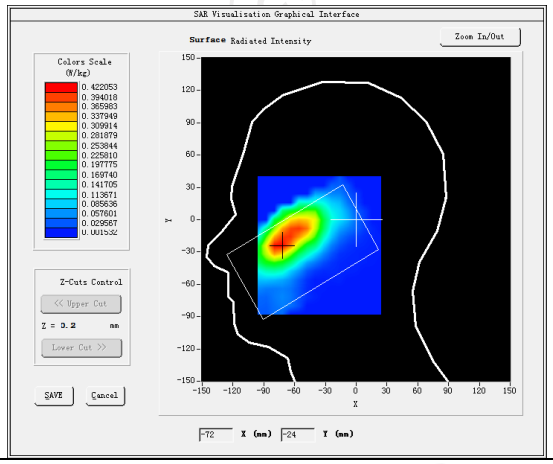	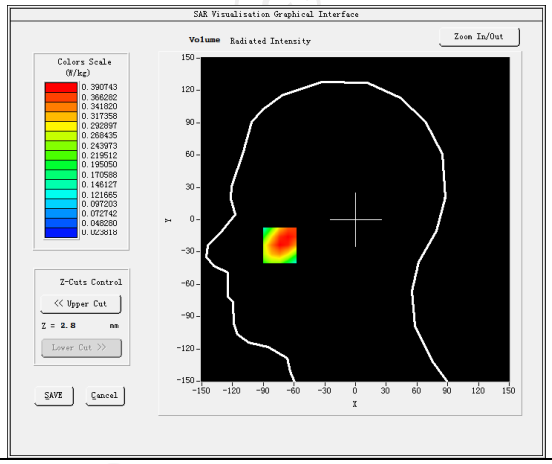
Maximum location: X=-74.00, Y=-23.00 SAR Peak: 0.56 W/kg	
SAR 10g (W/Kg)	0.239449
SAR 1g (W/Kg)	0.047428
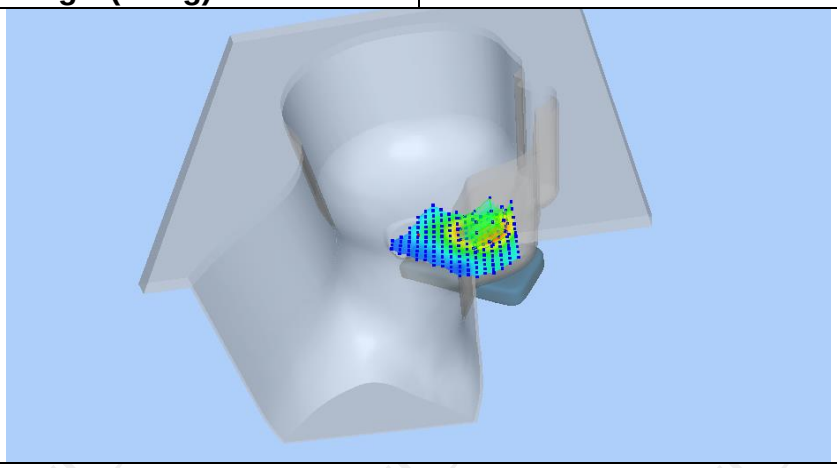	

Z (mm)	0.00	4.00	9.00	14.00	19.00
SAR (W/Kg)	0.5344	0.3907	0.2608	0.1730	0.1144

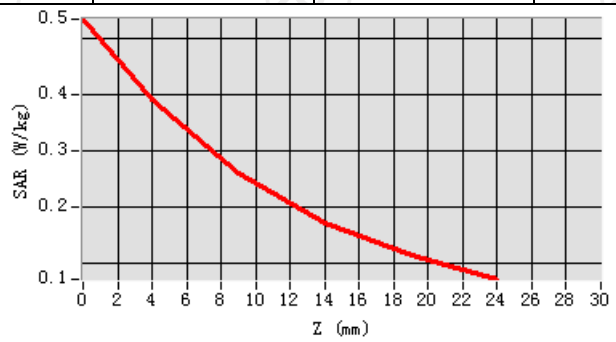

Hot spot position

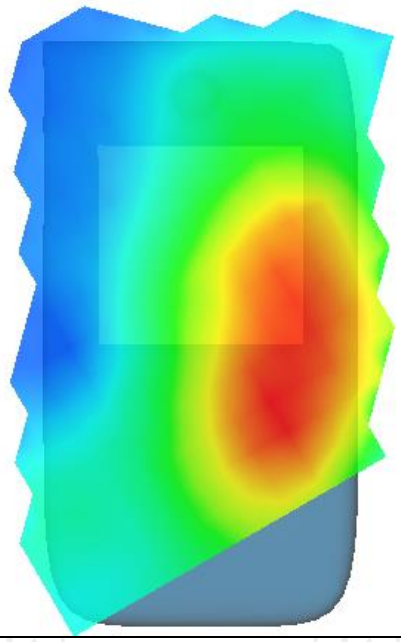

MEASUREMENT 2	
Hight Band SAR (Channel 810):	Date: 12/26/2020
Frequency (MHz)	1909.800000
Relative permittivity (real part)	39.075208
Relative permittivity (imaginary part)	12.607628
Conductivity (S/m)	1.372108
Variation (%)	-1.680000
Crest Factor	1.0
Probe Conversion factor	2.32
E-Field Probe:	SSE2 (SN 25/22 EPGO375)
Area Scan	dx=8mm dy=8mm, h= 5.00 mm
ZoomScan	5x5x7,dx=8mm dy=8mm dz=5mm,Complete/ndx=8mm dy=8mm, h= 5.00 mm
Phantom	Validation plane
Device Position	Body back(0mm)
Band	GSM1900(voice)
SURFACE SAR	**VOLUME SAR**

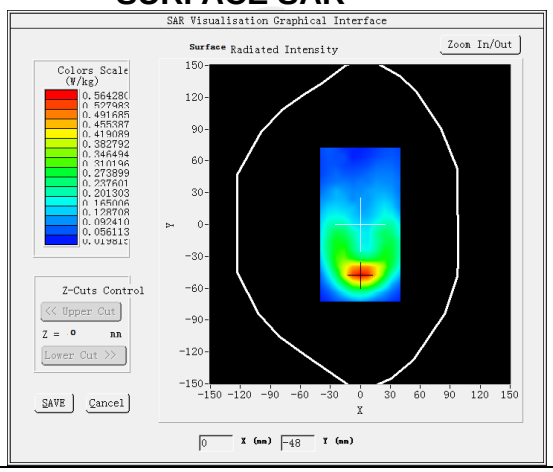

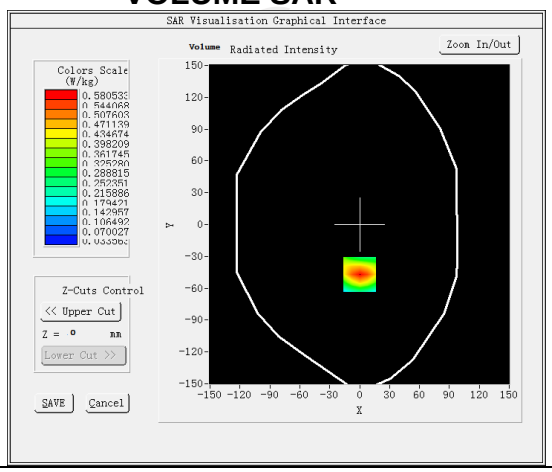

Maximum location: X=0.00, Y=-47.00 SAR Peak: 0.84 W/kg	
SAR 10g (W/Kg)	0.305824
SAR 1g (W/Kg)	0.540363

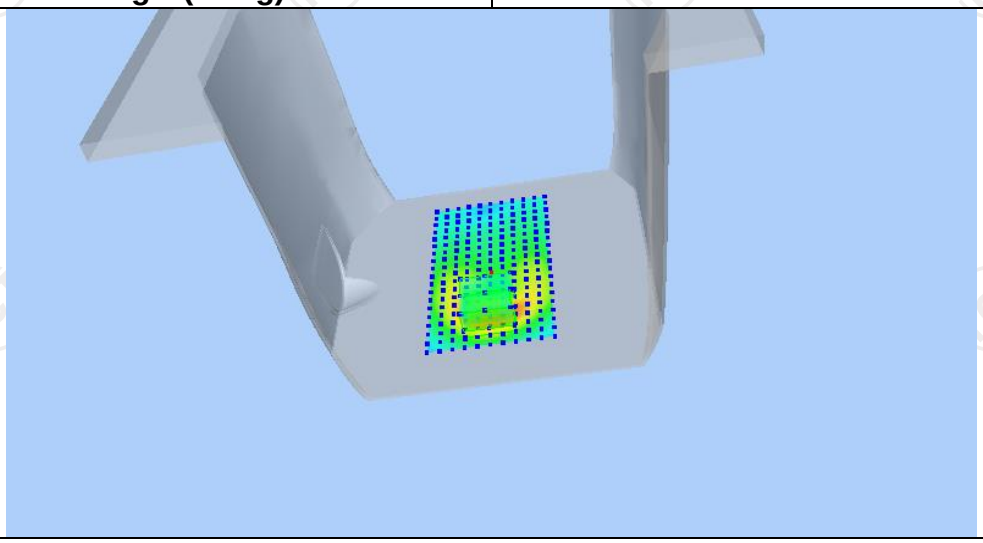

Z (mm)	0.00	4.00	9.00	14.00	19.00
SAR (W/Kg)	0.8414	0.5805	0.3567	0.2159	0.1294

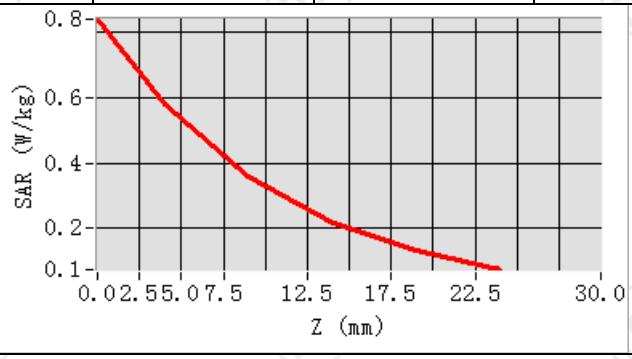

Hot spot position

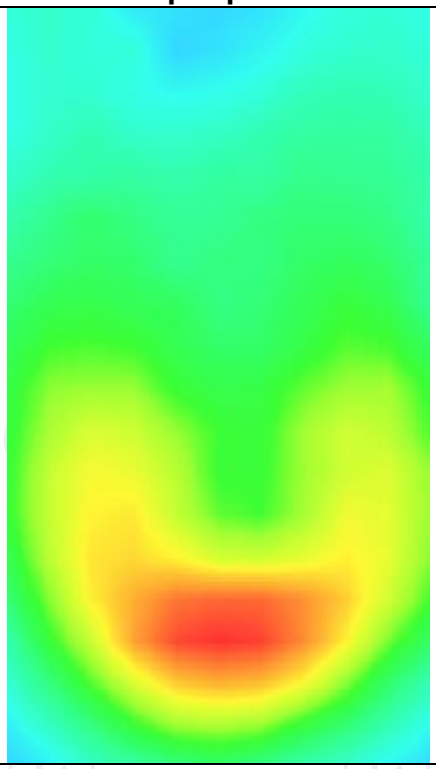

MEASUREMENT 3

Hight Band SAR (Channel 810): Date: 06/10/2024

Frequency (MHz)	1909.800000
Relative permittivity (real part)	39.075208
Relative permittivity (imaginary part)	12.607628
Conductivity (S/m)	1.372108
Variation (%)	-2.100000
Crest Factor	1.0
Probe Conversion factor	2.32
E-Field Probe:	SSE2 (SN 25/22 EPGO375)
Area Scan	dx=8mm dy=8mm, h= 5.00 mm
ZoomScan	5x5x7,dx=8mm dy=8mm dz=5mm,Complete/ndx=8mm dy=8mm, h= 5.00 mm
Phantom	Validation plane
Device Position	Body back(0mm)
Band	GSM1900(GPRS 2slot)

SURFACE SAR	**VOLUME SAR**
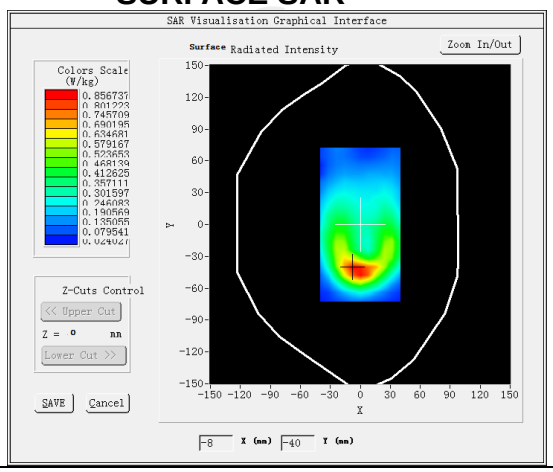	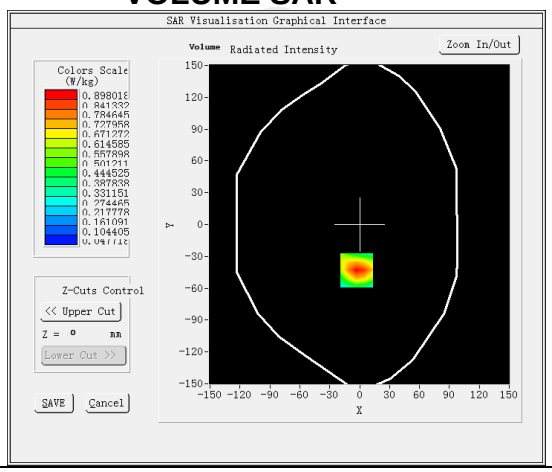

Maximum location: X=-3.00, Y=-43.00 SAR Peak: 1.36 W/kg	
SAR 10g (W/Kg)	0.469354
SAR 1g (W/Kg)	0.270432

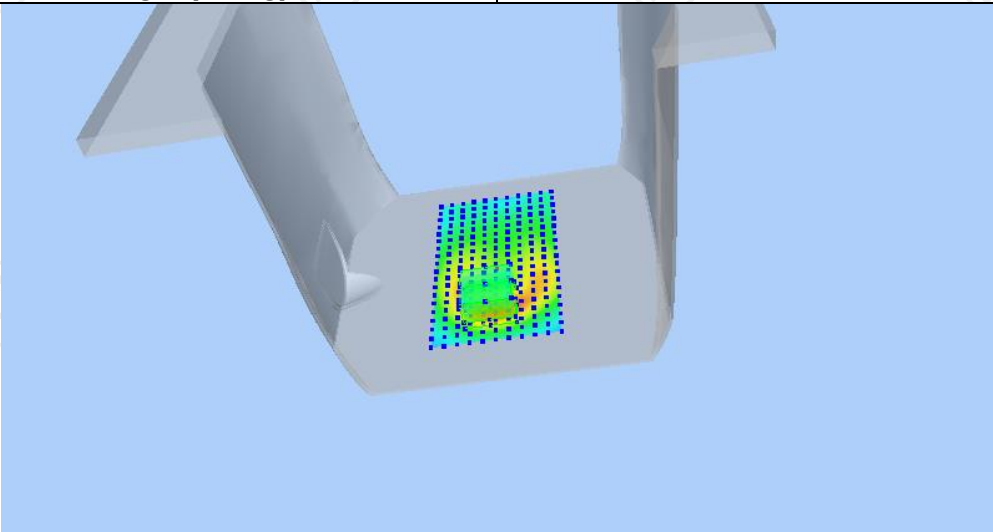

Z (mm)	0.00	4.00	9.00	14.00	19.00
SAR (W/Kg)	1.3494	0.8980	0.5288	0.3119	0.1885

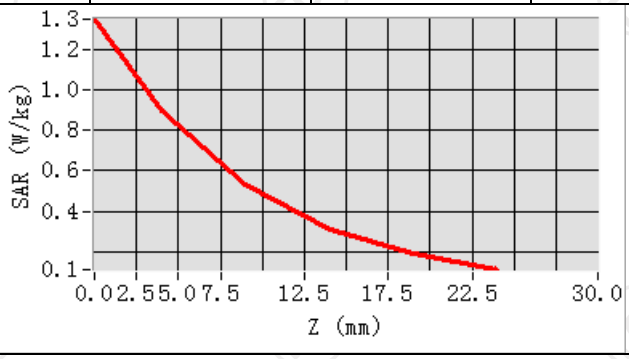

Hot spot position

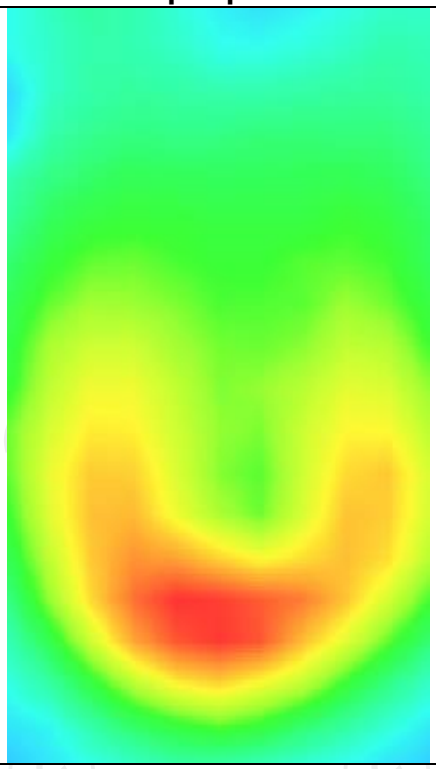

MEASUREMENT 4	
Hight Band SAR (Channel 810):	Date: 06/10/2024
Frequency (MHz)	1909.800000
Relative permittivity (real part)	39.075208
Relative permittivity (imaginary part)	12.607628
Conductivity (S/m)	1.372108
Variation (%)	-1.460000
Crest Factor	1.0
Probe Conversion factor	2.32
E-Field Probe:	SSE2 (SN 25/22 EPGO375)
Area Scan	dx=8mm dy=8mm, h= 5.00 mm
ZoomScan	5x5x7,dx=8mm dy=8mm dz=5mm,Complete/ndx=8mm dy=8mm, h= 5.00 mm
Phantom	Validation plane
Device Position	Body back(0mm)
Band	GSM1900(GPRS 2slot hotspot)
SURFACE SAR	**VOLUME SAR**

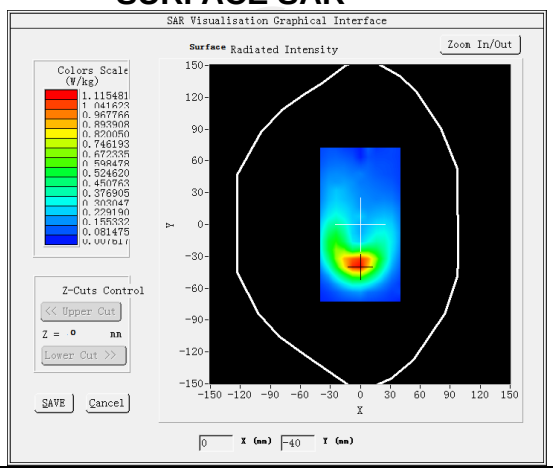

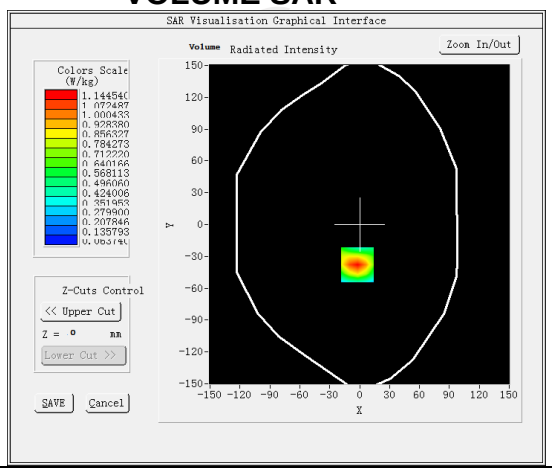

Maximum location: X=-2.00, Y=-38.00 SAR Peak: 1.80 W/kg	
SAR 10g (W/Kg)	0.365070
SAR 1g (W/Kg)	0.711860

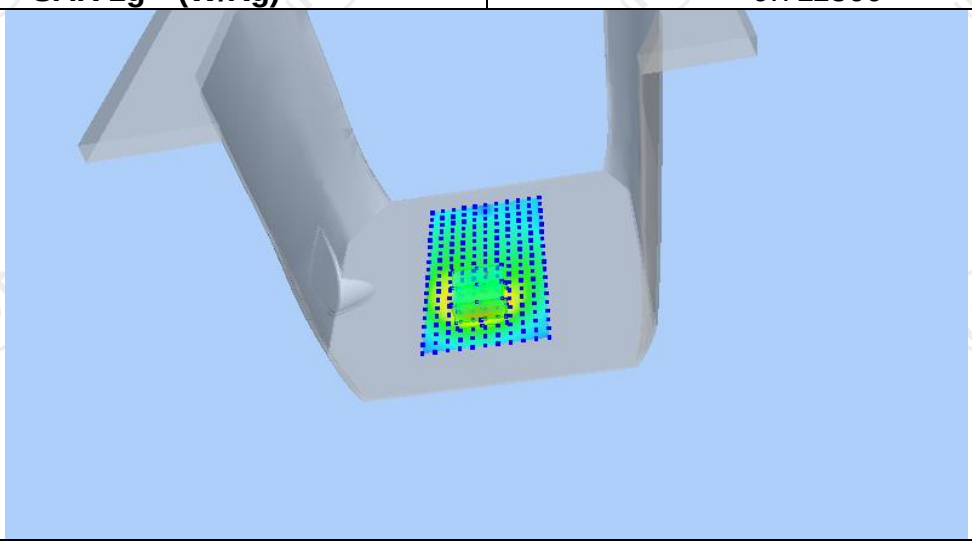

Z (mm)	0.00	4.00	9.00	14.00	19.00
SAR (W/Kg)	1.7861	1.1445	0.6398	0.3597	0.2111

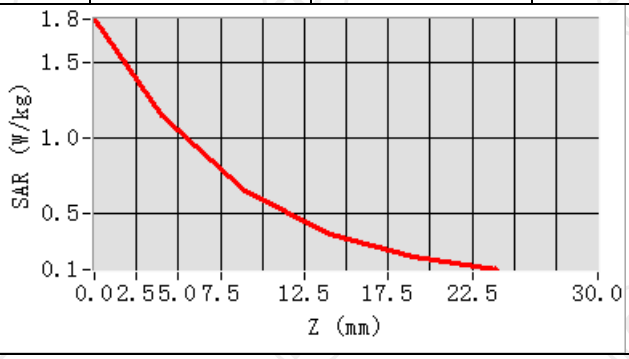

Hot spot position

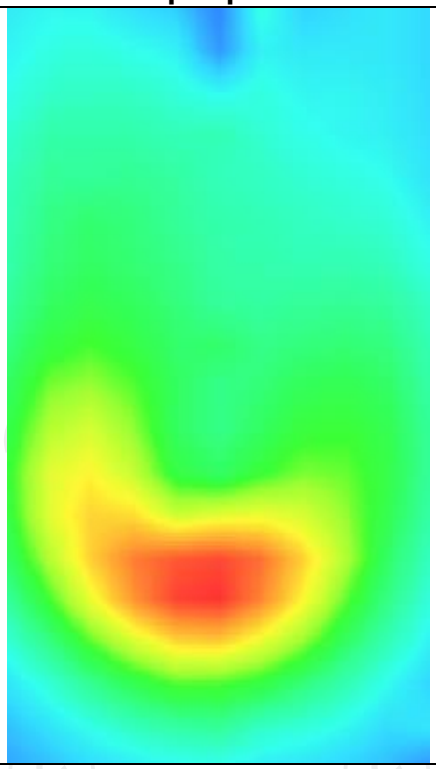

WCDMA Band II

MEASUREMENT 1	
Hight Band SAR (Channel 9538):	Date: 06/10/2024
Frequency (MHz)	1907.600000
Relative permittivity (real part)	39.072437
Relative permittivity (imaginary part)	12.607241
Conductivity (S/m)	1.377279
Variation (%)	1.460000
Crest Factor	1.0
Probe Conversion factor	2.23
E-Field Probe:	SSE2 (SN 25/22 EPGO375)
Area Scan	dx=8mm dy=8mm, h= 5.00 mm
ZoomScan	5x5x7,dx=8mm dy=8mm dz=5mm,Complete/ndx=8mm dy=8mm, h= 5.00 mm
Phantom	Left head
Device Position	Cheek
Band	BAND2_WCDMA1900
SURFACE SAR	**VOLUME SAR**
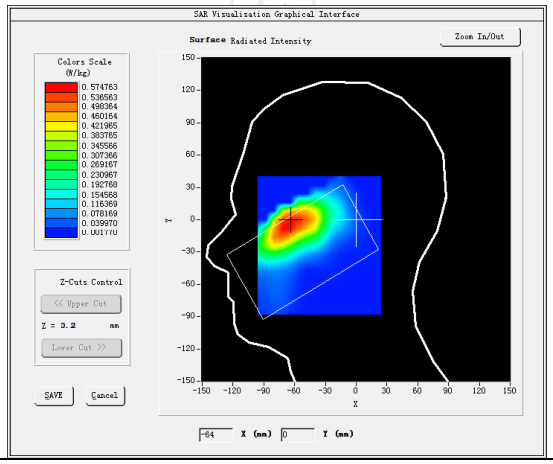	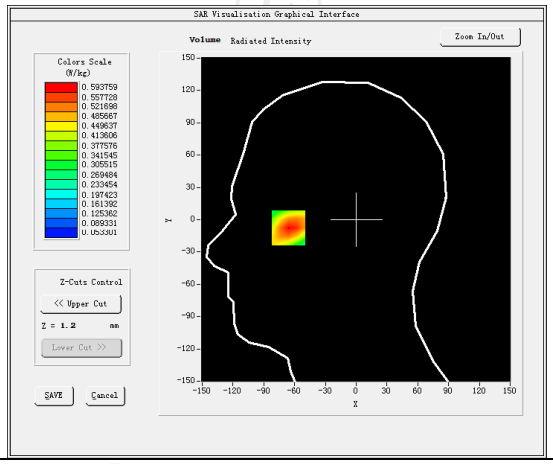
Maximum location: X=-66.00, Y=-5.00 SAR Peak: 0.83 W/kg	
SAR 10g (W/Kg)	0.148773
SAR 1g (W/Kg)	0.552938
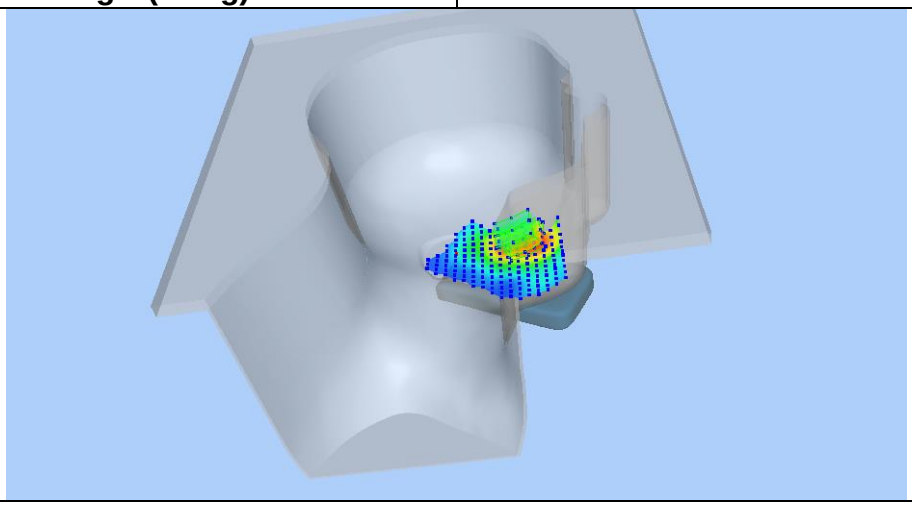	

Z (mm)	0.00	4.00	9.00	14.00	19.00
SAR (W/Kg)	0.8227	0.5938	0.3887	0.2521	0.1623

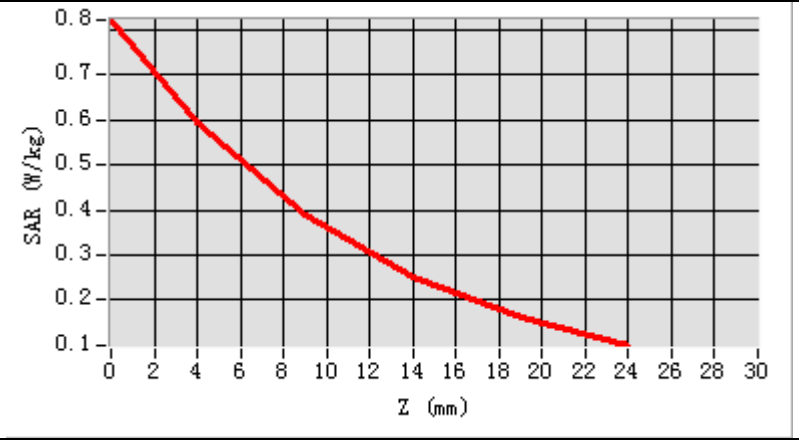

Hot spot position

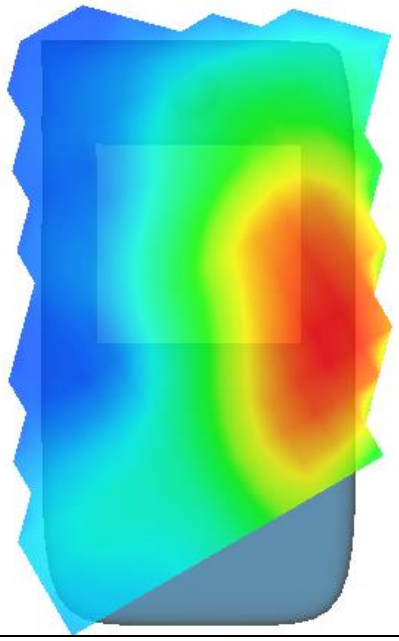

MEASUREMENT 2

Hight Band SAR (Channel 9538): Date: 06/10/2024

Frequency (MHz)	1907.600000
Relative permittivity (real part)	39.072437
Relative permittivity (imaginary part)	12.607241
Conductivity (S/m)	1.377279
Variation (%)	-1.740000
Crest Factor	1.0
Probe Conversion factor	2.32
E-Field Probe:	SSE2 (SN 25/22 EPGO375)
Area Scan	dx=8mm dy=8mm, h= 5.00 mm
ZoomScan	5x5x7,dx=8mm dy=8mm dz=5mm,Complete/ndx=8mm dy=8mm, h= 5.00 mm
Phantom	Validation plane
Device Position	Body back(0mm)
Band	BAND2_WCDMA1900

SURFACE SAR

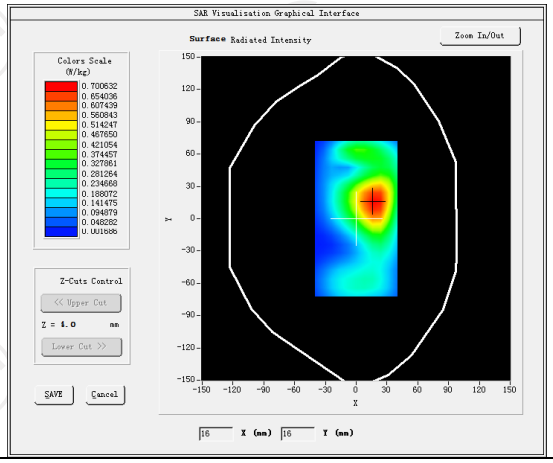

VOLUME SAR

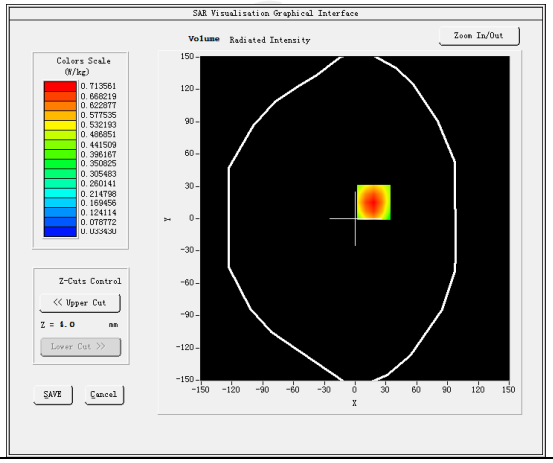

Maximum location: X=18.00, Y=15.00 SAR Peak: 1.02 W/kg

SAR 10g (W/Kg)	0.403860
SAR 1g (W/Kg)	0.686382

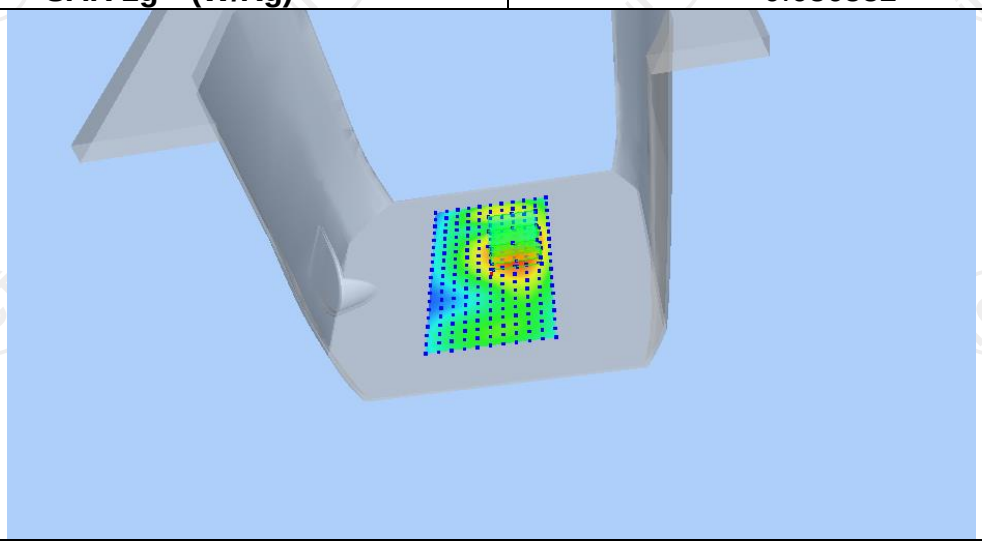

Z (mm)	0.00	4.00	9.00	14.00	19.00
SAR (W/Kg)	1.0209	0.7136	0.4457	0.2737	0.1655

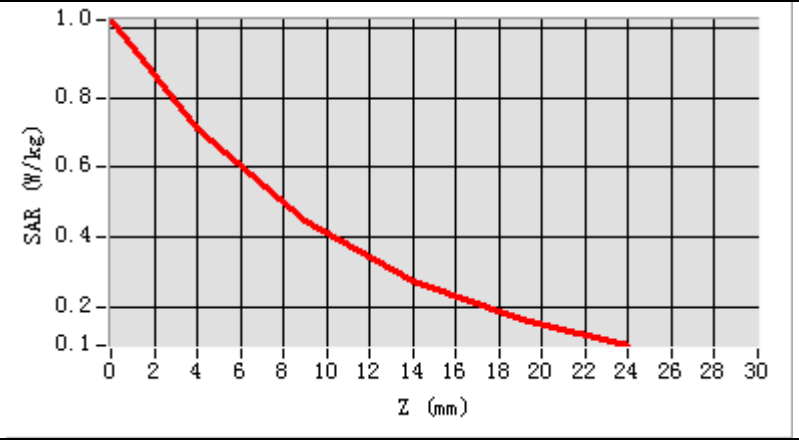

Hot spot position

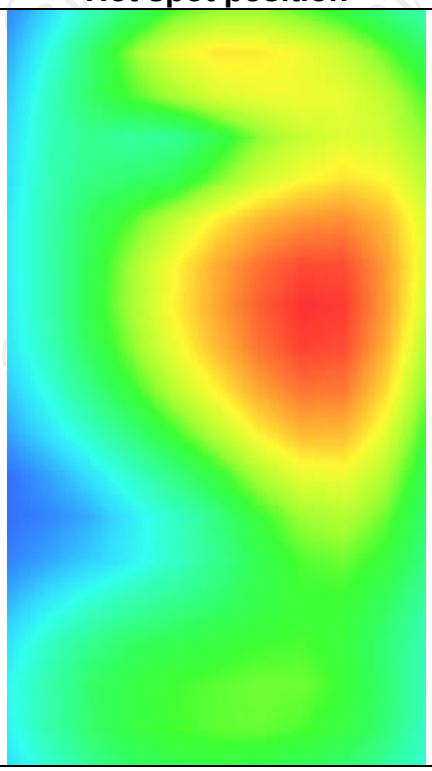

MEASUREMENT 3	
Hight Band SAR (Channel 9538):	Date: 06/10/2024
Frequency (MHz)	1907.600000
Relative permittivity (real part)	39.072437
Relative permittivity (imaginary part)	12.607241
Conductivity (S/m)	1.377279
Variation (%)	-2.170000
Crest Factor	1.0
Probe Conversion factor	2.32
E-Field Probe:	SSE2 (SN 25/22 EPGO375)
Area Scan	dx=8mm dy=8mm, h= 5.00 mm
ZoomScan	5x5x7,dx=8mm dy=8mm dz=5mm,Complete/ndx=8mm dy=8mm, h= 5.00 mm
Phantom	Validation plane
Device Position	Body back(0mm)
Band	BAND2_WCDMA1900(hotspot)
SURFACE SAR	**VOLUME SAR**
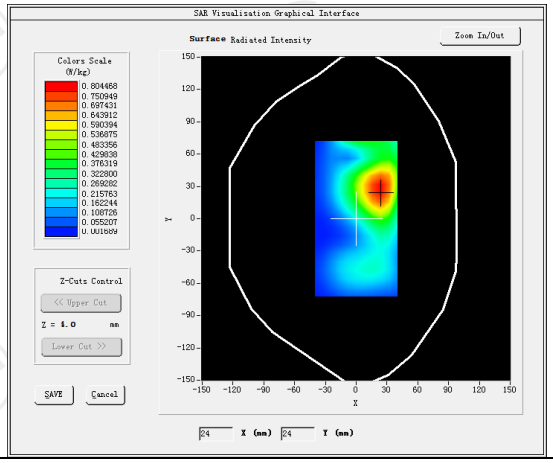	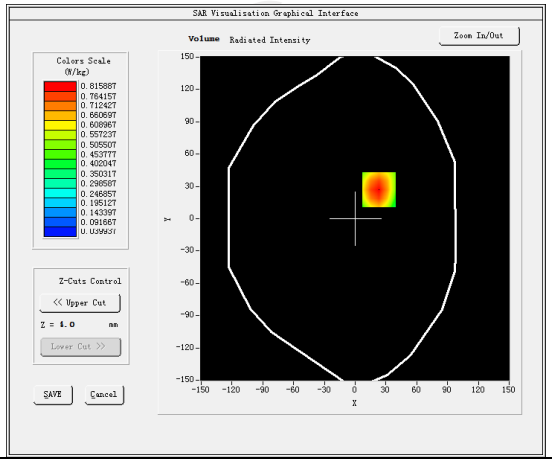
Maximum location: X=23.00, Y=27.00 SAR Peak: 1.18 W/kg	
SAR 10g (W/Kg)	0.419745
SAR 1g (W/Kg)	0.714034

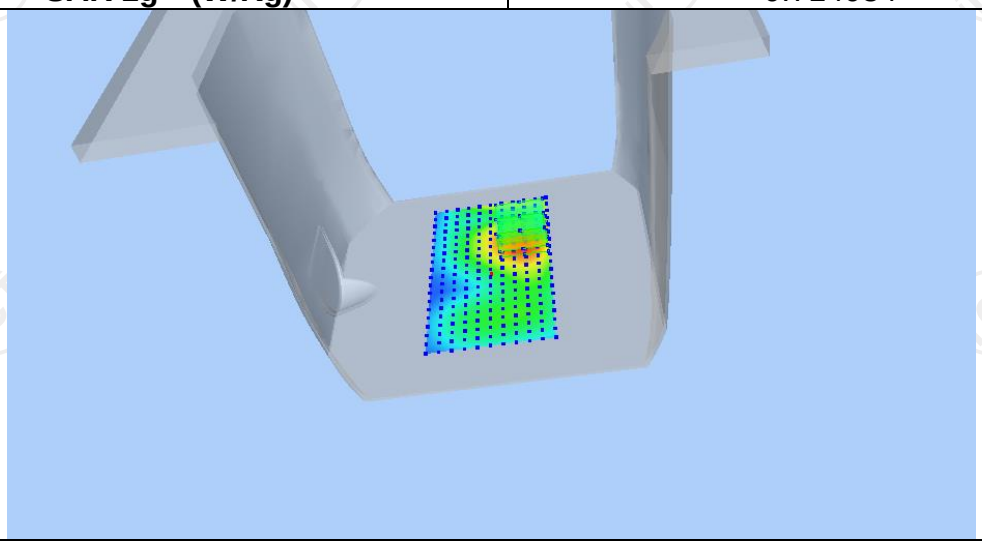

Z (mm)	0.00	4.00	9.00	14.00	19.00
SAR (W/Kg)	1.1768	0.8159	0.5054	0.3095	0.1885

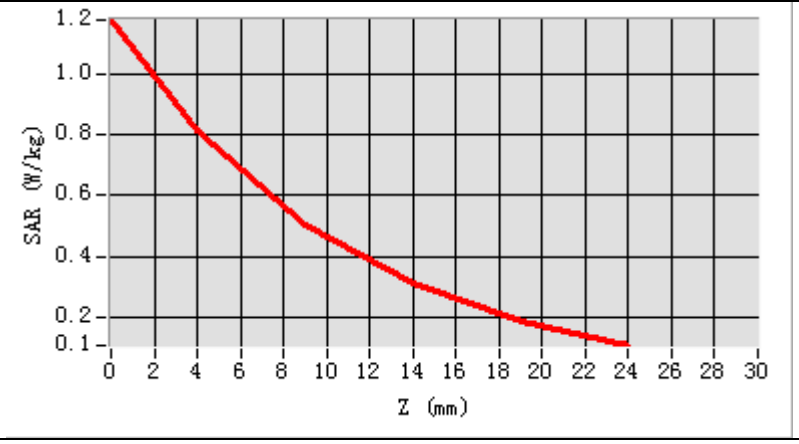

Hot spot position

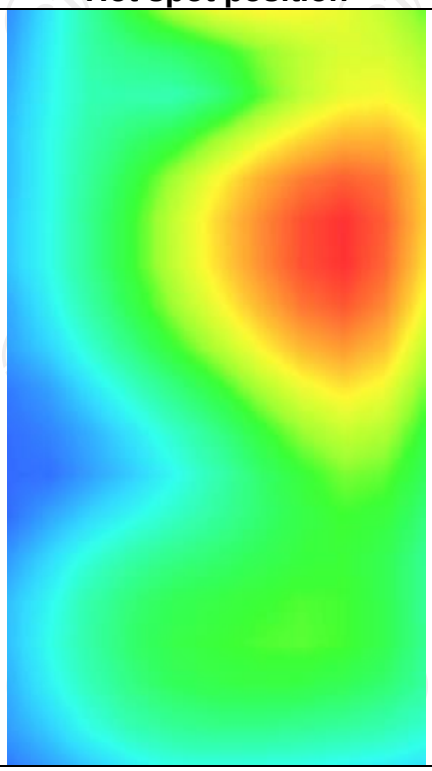

WCDMA Band IV

MEASUREMENT 1	
High Band SAR (Channel 1513):	Date: 05/30/2024
Frequency (MHz)	1752.600000
Relative permittivity (real part)	39.101249
Relative permittivity (imaginary part)	12.468850
Conductivity (S/m)	1.350792
Variation (%)	-2.830000
Crest Factor	1.0
Probe Conversion factor	4.38
E-Field Probe:	SSE2 (SN 25/22 EPGO375)
Area Scan	dx=8mm dy=8mm, h= 5.00 mm
ZoomScan	5x5x7,dx=8mm dy=8mm dz=5mm,Complete/ndx=8mm dy=8mm, h= 5.00 mm
Phantom	Left head
Device Position	Cheek
Band	BAND4 WCDMA1700
SURFACE SAR	**VOLUME SAR**
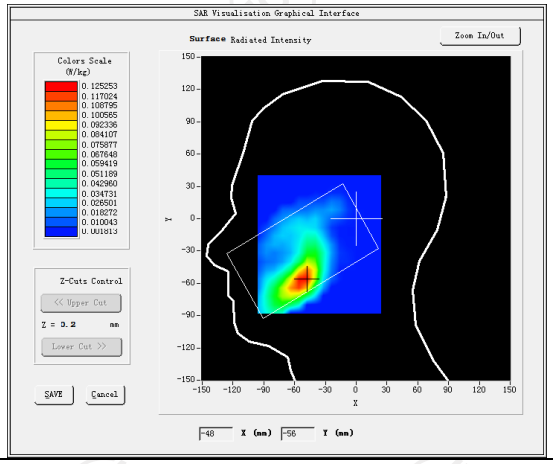	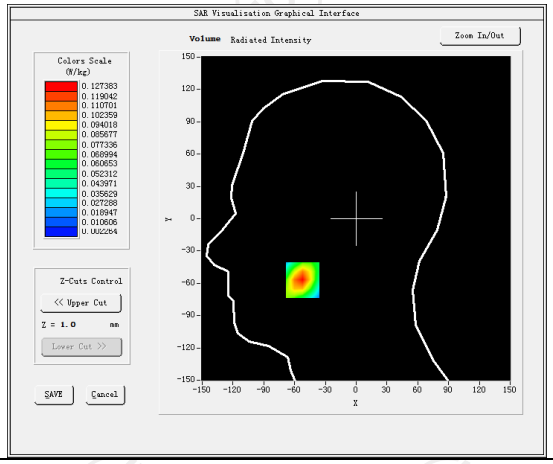
Maximum location: X=-52.00, Y=-57.00 SAR Peak: 0.19 W/kg	
SAR 10g (W/Kg)	0.063903
SAR 1g (W/Kg)	0.108369
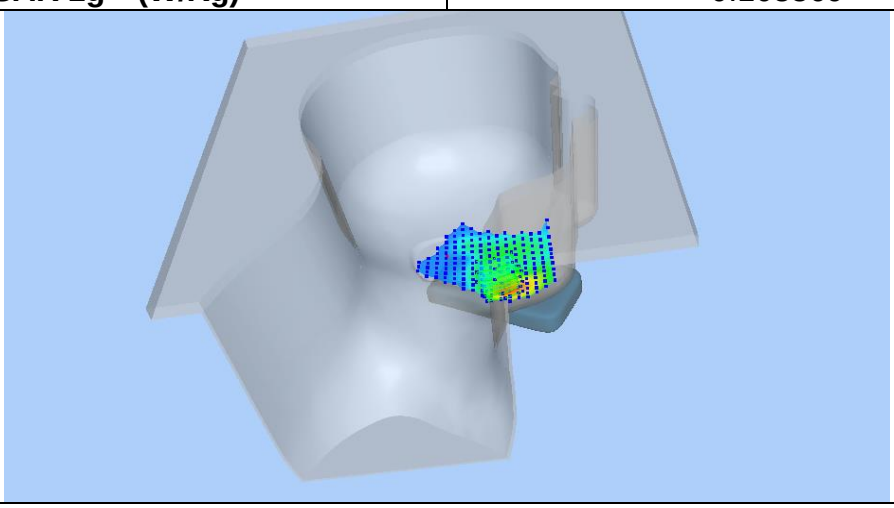	

Z (mm)	0.00	4.00	9.00	14.00	19.00
SAR (W/Kg)	0.1901	0.1274	0.0753	0.0440	0.0258

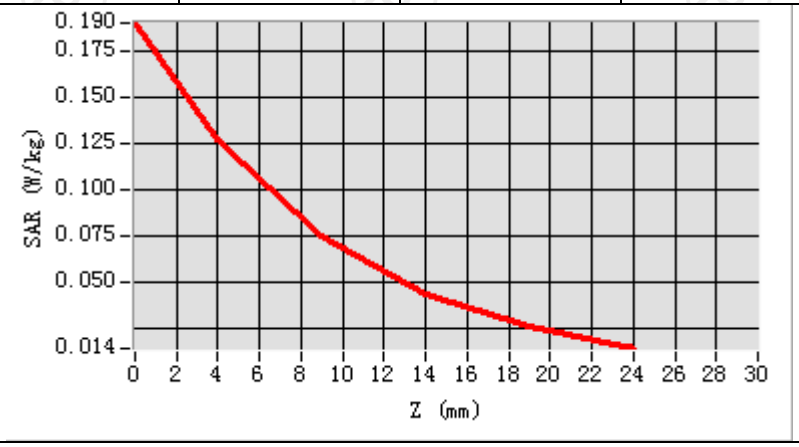

Hot spot position

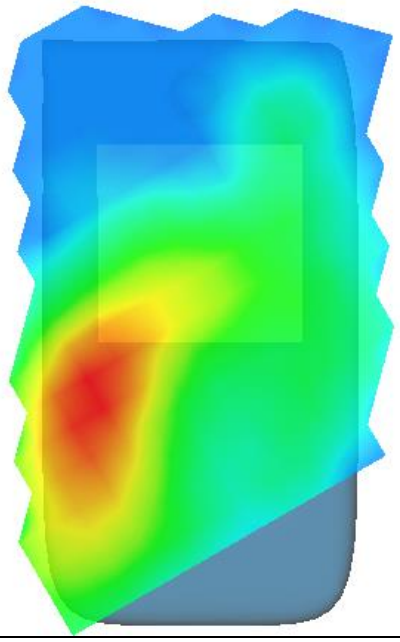

MEASUREMENT 2

High Band SAR (Channel 1513): Date: 05/30/2024

Frequency (MHz)	1752.600000
Relative permittivity (real part)	39.101249
Relative permittivity (imaginary part)	12.468850
Conductivity (S/m)	1.350792
Variation (%)	-3.300000
Crest Factor	1.0
Probe Conversion factor	4.52
E-Field Probe:	SSE2 (SN 25/22 EPGO375)
Area Scan	dx=8mm dy=8mm, h= 5.00 mm
ZoomScan	5x5x7,dx=8mm dy=8mm dz=5mm,Complete/ndx=8mm dy=8mm, h= 5.00 mm
Phantom	Validation plane
Device Position	Body back(0mm)
Band	BAND4_WCDMA1700

SURFACE SAR	**VOLUME SAR**
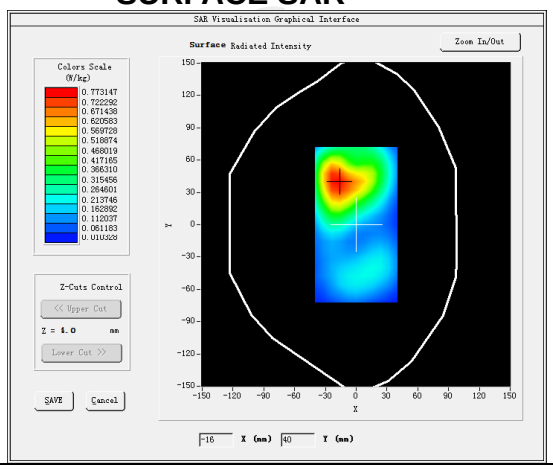	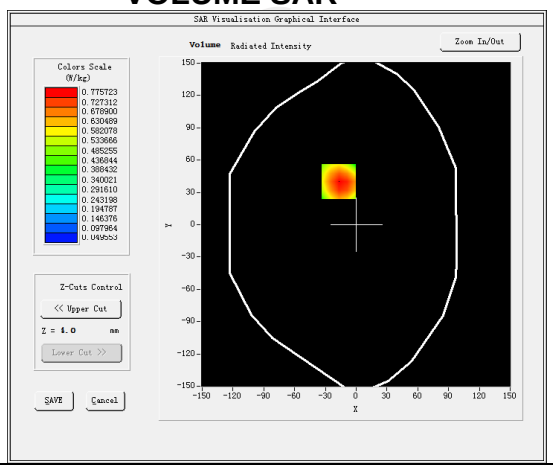

Maximum location: X=-17.00, Y=40.00 SAR Peak: 1.12 W/kg	
SAR 10g (W/Kg)	0.429877
SAR 1g (W/Kg)	0.720716

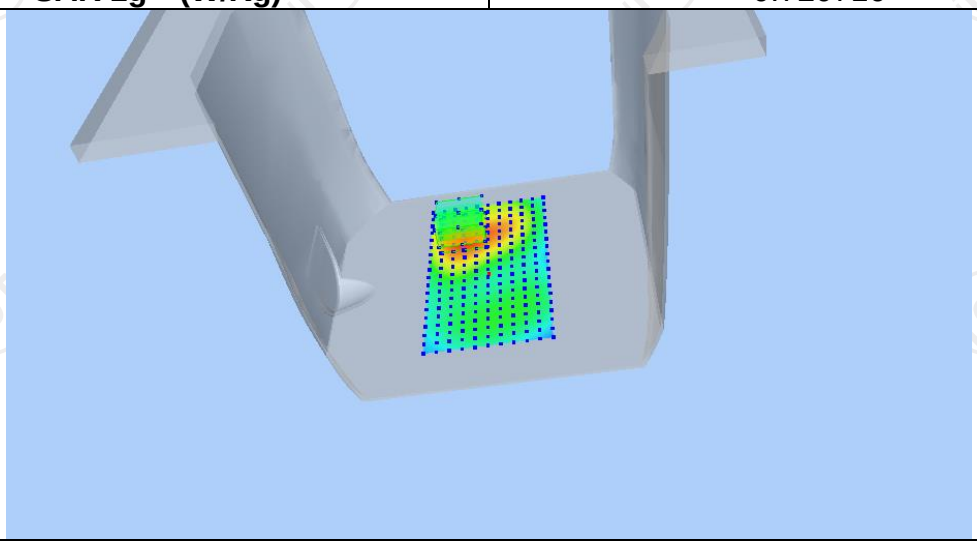

Z (mm)	0.00	4.00	9.00	14.00	19.00
SAR (W/Kg)	1.1165	0.7757	0.4816	0.2952	0.1795

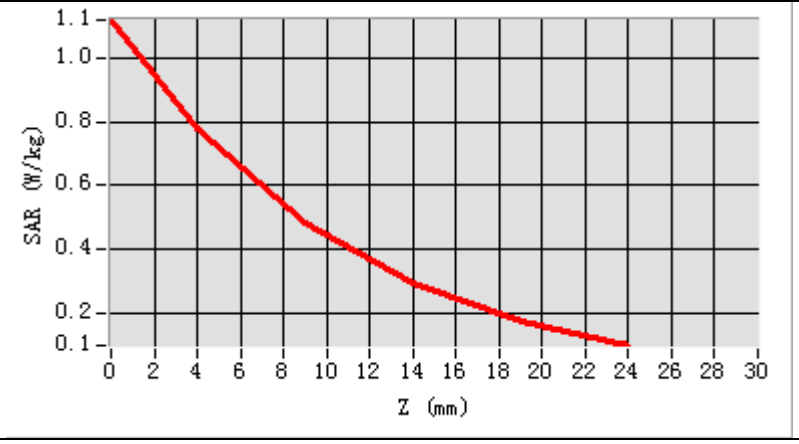

Hot spot position

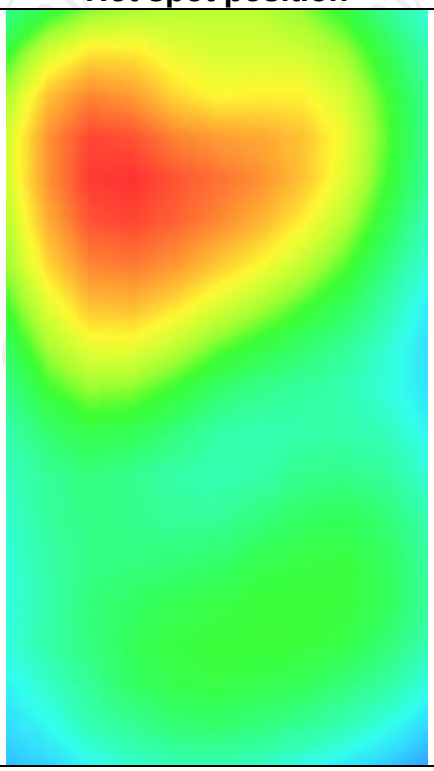

MEASUREMENT 3

High Band SAR (Channel 1513): Date: 05/30/2024

Frequency (MHz)	1752.600000
Relative permittivity (real part)	39.101249
Relative permittivity (imaginary part)	12.468850
Conductivity (S/m)	1.350792
Variation (%)	1.660000
Crest Factor	1.0
Probe Conversion factor	4.52
E-Field Probe:	SSE2 (SN 25/22 EPGO375)
Area Scan	dx=8mm dy=8mm, h= 5.00 mm
ZoomScan	5x5x7,dx=8mm dy=8mm dz=5mm,Complete/ndx=8mm dy=8mm, h= 5.00 mm
Phantom	Validation plane
Device Position	Body back(hotspot 0mm)
Band	BAND4_WCDMA1700

SURFACE SAR	**VOLUME SAR**
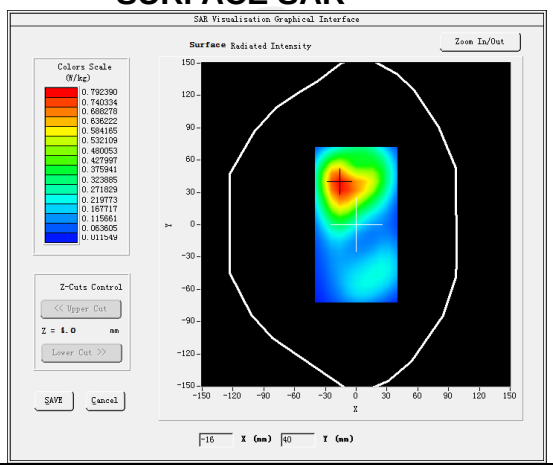	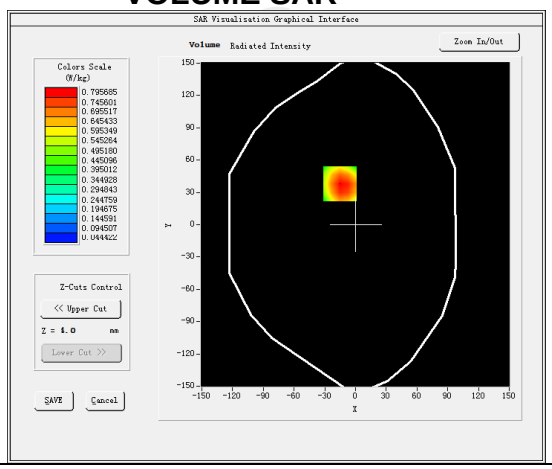

Maximum location: X=-15.00, Y=38.00 SAR Peak: 1.17 W/kg

SAR 10g (W/Kg)	0.399273
SAR 1g (W/Kg)	0.731618

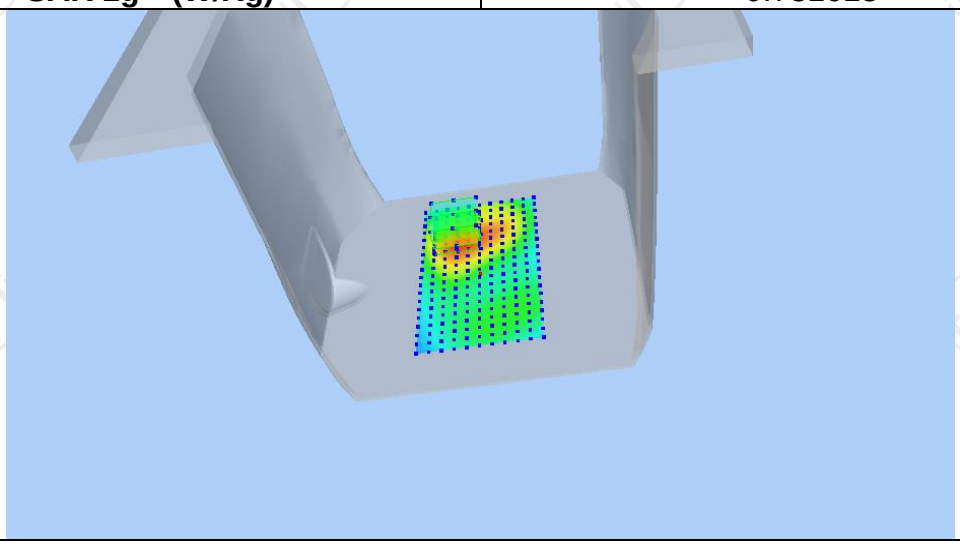

Z (mm)	0.00	4.00	9.00	14.00	19.00
SAR (W/Kg)	1.1590	0.7957	0.4863	0.2938	0.1768

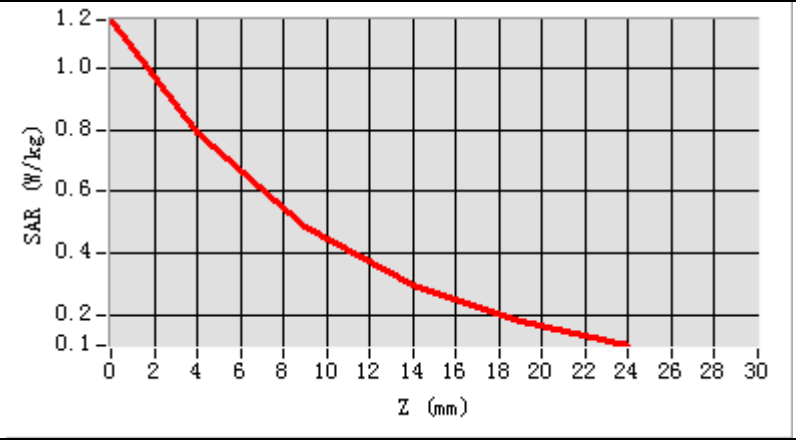

Hot spot position

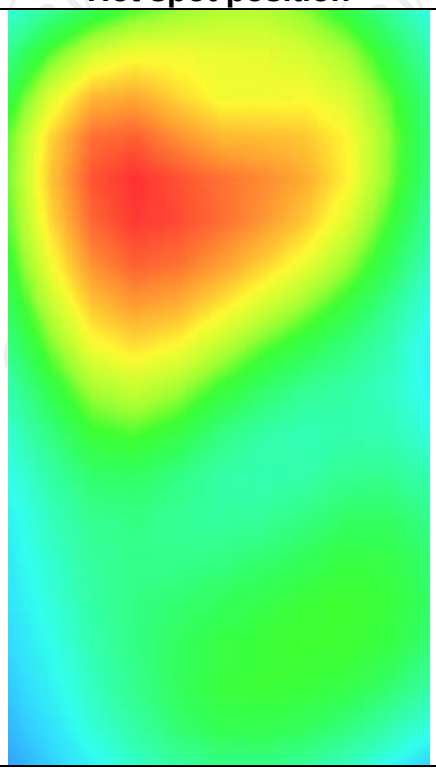

WCDMA Band V

MEASUREMENT 1	
Middle Band SAR (Channel 4182):	Date: 05/21/2024
Frequency (MHz)	836.400000
Relative permittivity (real part)	41.422883
Relative permittivity (imaginary part)	18.129634
Conductivity (S/m)	0.867241
Variation (%)	1.470000
Crest Factor:	1.0
Probe Conversion factor	1.80
E-Field Probe:	SSE2 (SN 25/22 EPGO375)
Area Scan	dx=8mm dy=8mm, h= 5.00 mm
ZoomScan	5x5x7,dx=8mm dy=8mm dz=5mm,Complete/ndx=8mm dy=8mm, h= 5.00 mm
Phantom	Left head
Device Position	Cheek
Band	BAND5_WCDMA850
SURFACE SAR	**VOLUME SAR**
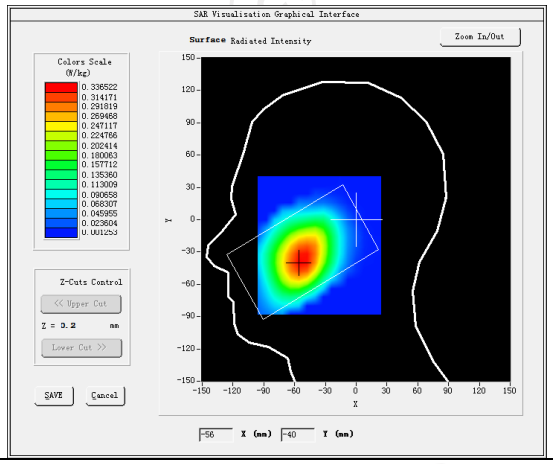	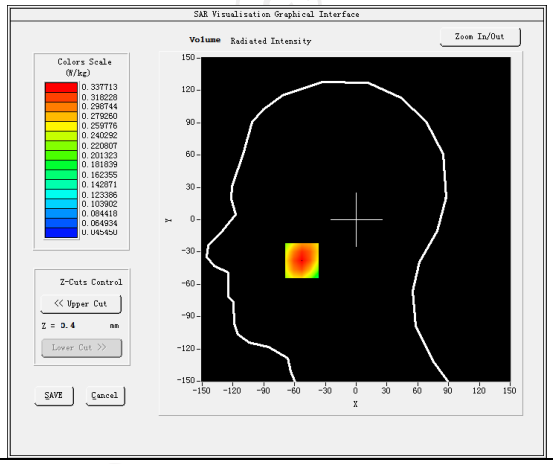
Maximum location: X=-53.00, Y=-38.00 SAR Peak: 0.41 W/kg	
SAR 10g (W/Kg)	0.231938
SAR 1g (W/Kg)	0.313504
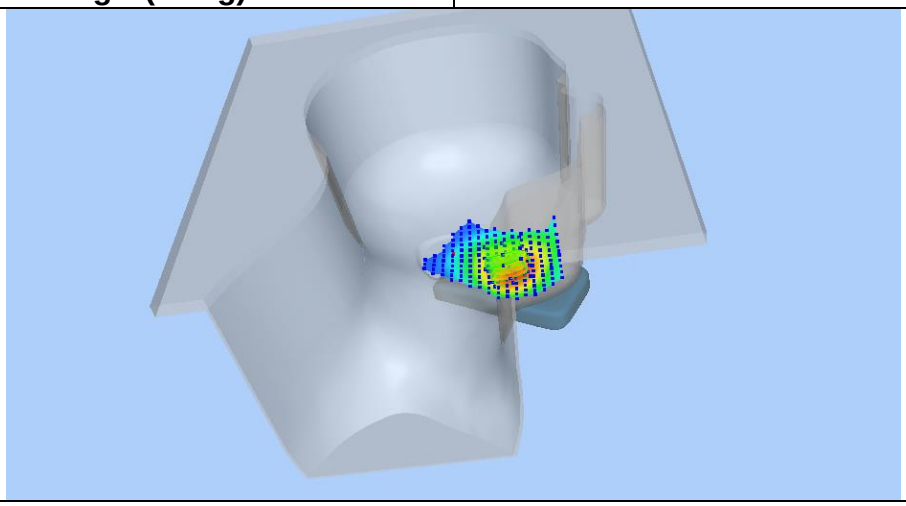	

Z (mm)	0.00	4.00	9.00	14.00	19.00
SAR (W/Kg)	0.4100	0.3377	0.2619	0.2003	0.1504

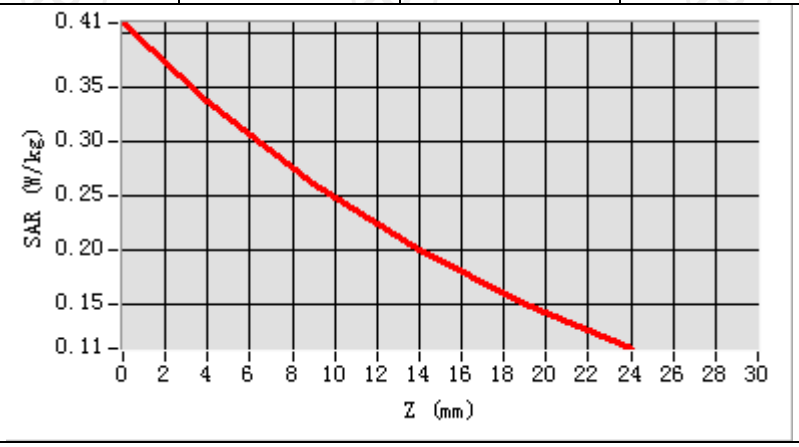

Hot spot position

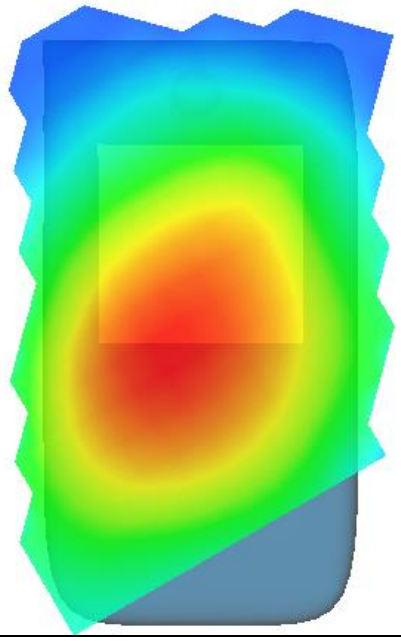

MEASUREMENT 2

Middle Band SAR (Channel 4182): Date: 05/21/2024

Frequency (MHz)	836.400000
Relative permittivity (real part)	41.422883
Relative permittivity (imaginary part)	18.129634
Conductivity (S/m)	0.867241
Variation (%)	1.100000
Crest Factor:	1.0
Probe Conversion factor	1.86
E-Field Probe:	SSE2 (SN 25/22 EPGO375)
Area Scan	dx=8mm dy=8mm, h= 5.00 mm
ZoomScan	5x5x7,dx=8mm dy=8mm dz=5mm,Complete/ndx=8mm dy=8mm, h= 5.00 mm
Phantom	Validation plane
Device Position	Body back(0mm)
Band	BAND5_WCDMA850

SURFACE SAR	**VOLUME SAR**
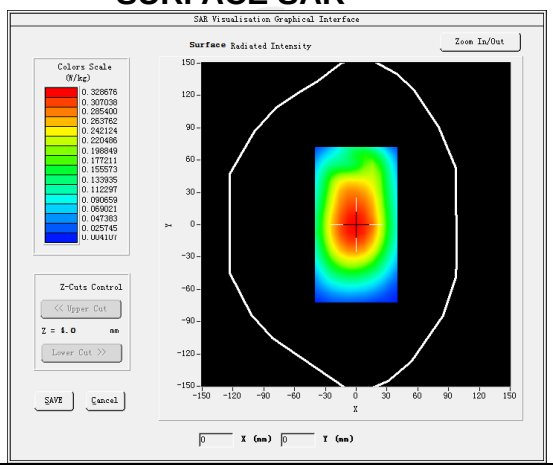	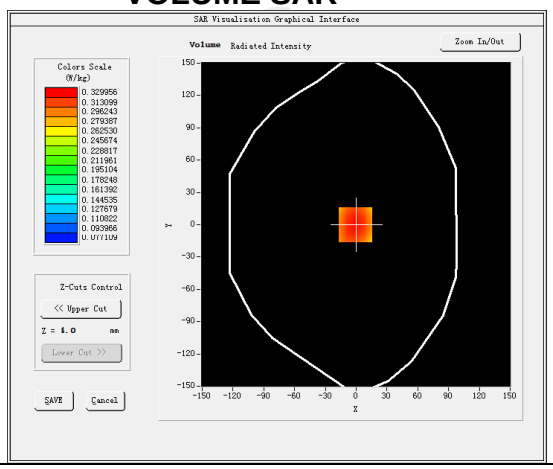

Maximum location: X=-1.00, Y=0.00 SAR Peak: 0.40 W/kg

SAR 10g (W/Kg)	0.236853
SAR 1g (W/Kg)	0.328832

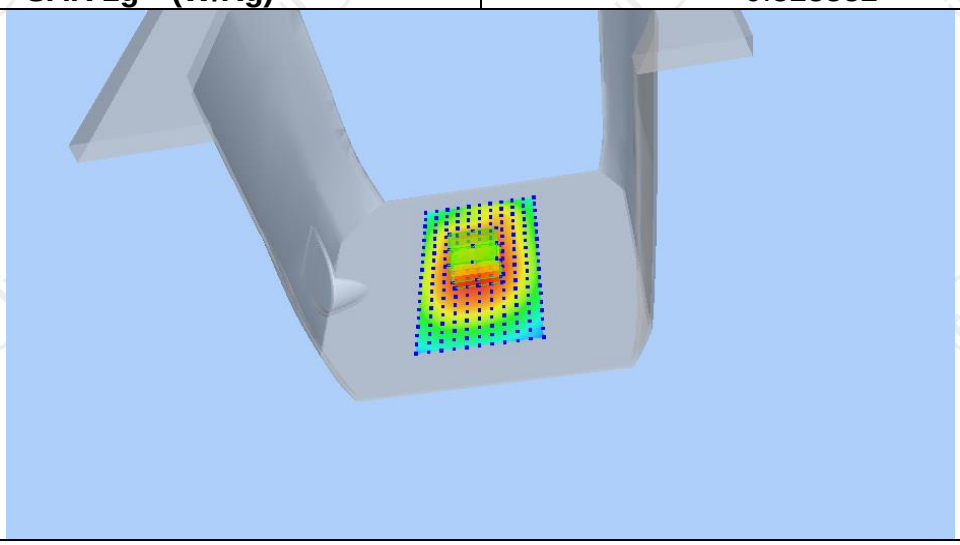

Z (mm)	0.00	4.00	9.00	14.00	19.00
SAR (W/Kg)	0.4019	0.3300	0.2561	0.1978	0.1515

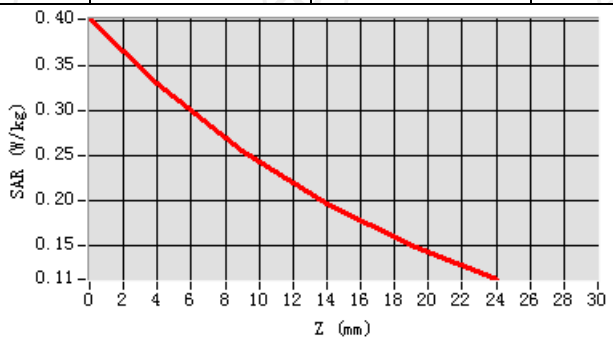

Hot spot position

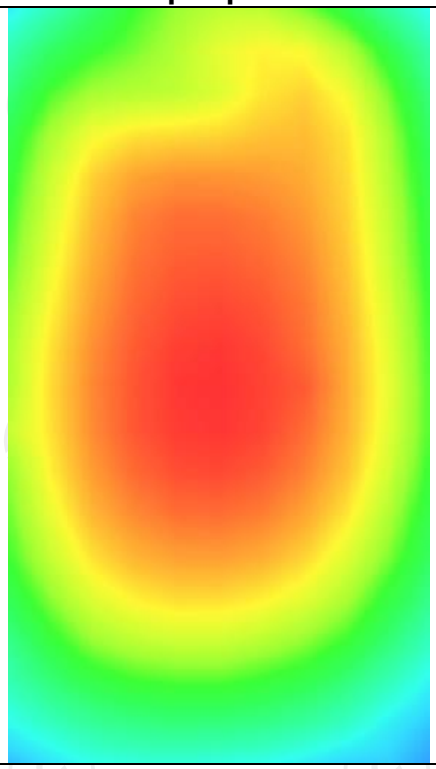

MEASUREMENT 3

Middle Band SAR (Channel 4182): Date: 05/21/2024

Frequency (MHz)	836.400000
Relative permittivity (real part)	41.422883
Relative permittivity (imaginary part)	18.129634
Conductivity (S/m)	0.867241
Variation (%)	1.100000
Crest Factor:	1.0
Probe Conversion factor	1.86
E-Field Probe:	SSE2 (SN 25/22 EPGO375)
Area Scan	dx=8mm dy=8mm, h= 5.00 mm
ZoomScan	5x5x7,dx=8mm dy=8mm dz=5mm,Complete/ndx=8mm dy=8mm, h= 5.00 mm
Phantom	Validation plane
Device Position	Body back(0mm)
Band	BAND5_WCDMA850(hotspot)

SURFACE SAR	**VOLUME SAR**
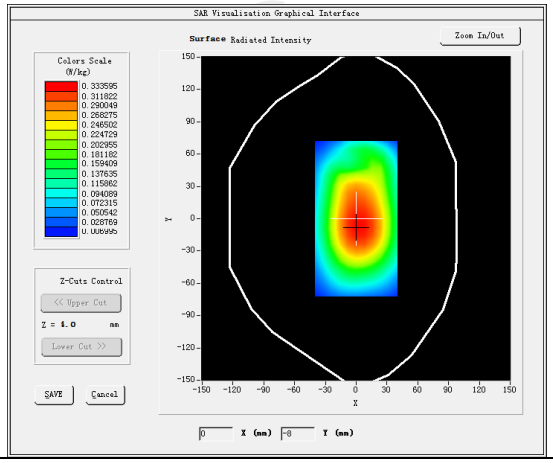	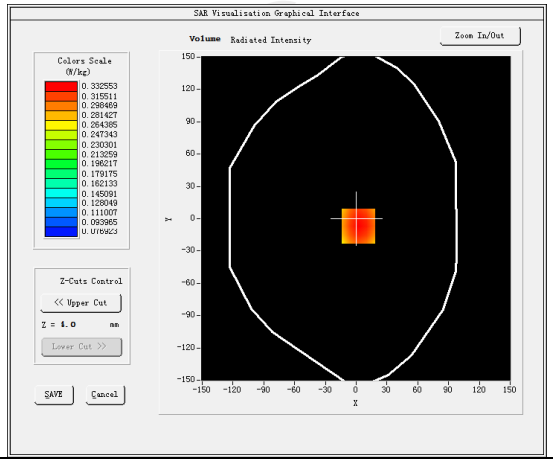

Maximum location: X=2.00, Y=-7.00 SAR Peak: 0.40 W/kg

SAR 10g (W/Kg)	0.239471
SAR 1g (W/Kg)	0.321681

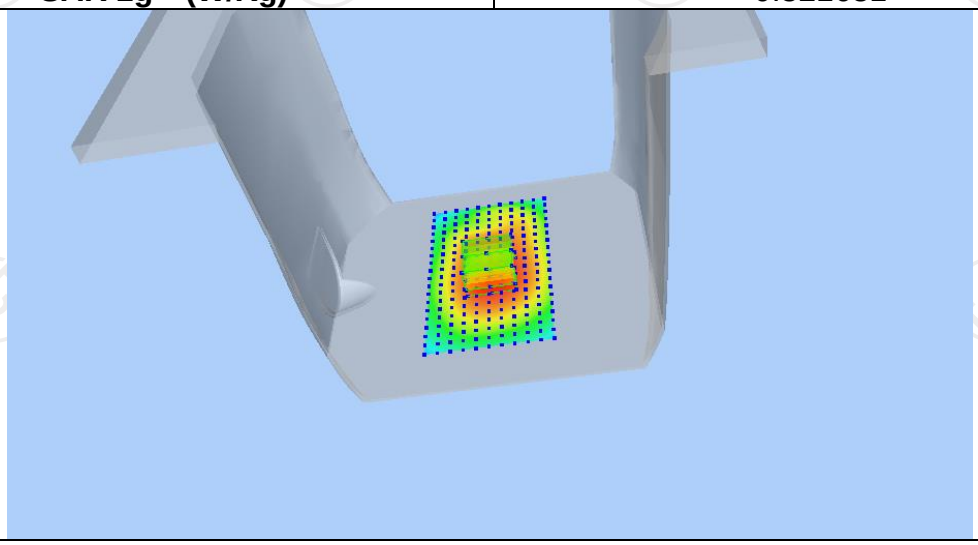

Z (mm)	0.00	4.00	9.00	14.00	19.00
SAR (W/Kg)	0.4021	0.3326	0.2598	0.2008	0.1530

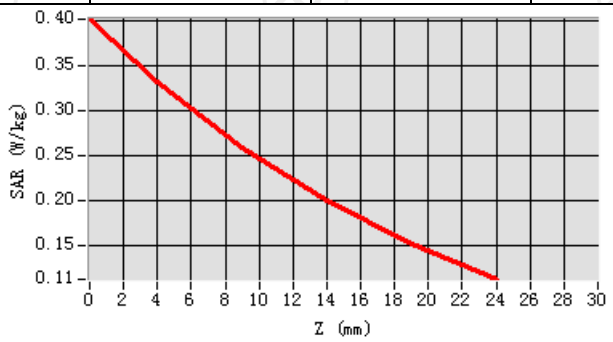

Hot spot position

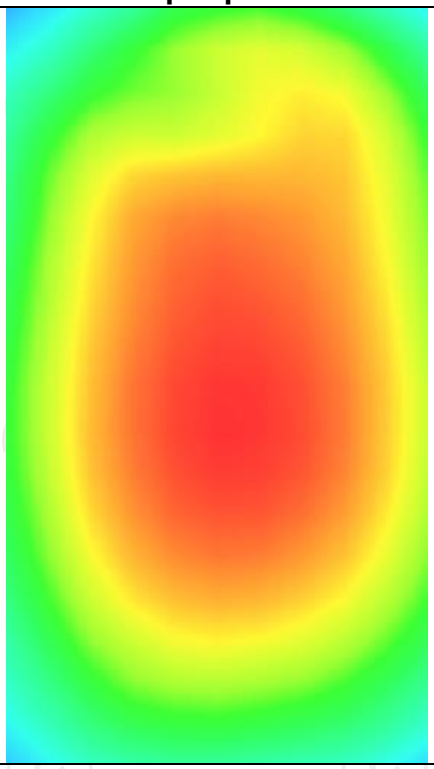

CDMA 2000 BC0

MEASUREMENT 1	
Hight Band SAR (Channel 777):	Date: 05/21/2024
Frequency (MHz)	848.310000
Relative permittivity (real part)	41.422883
Relative permittivity (imaginary part)	18.129634
Conductivity (S/m)	0.867241
Variation (%)	0.490000
Crest Factor:	1.0
Probe Conversion factor	1.80
E-Field Probe:	SSE2 (SN 25/22 EPGO375)
Area Scan	dx=8mm dy=8mm, h= 5.00 mm
ZoomScan	5x5x7,dx=8mm dy=8mm dz=5mm,Complete/ndx=8mm dy=8mm, h= 5.00 mm
Phantom	Left head
Device Position	Cheek
Band	CDMA 2000 BC0

SURFACE SAR

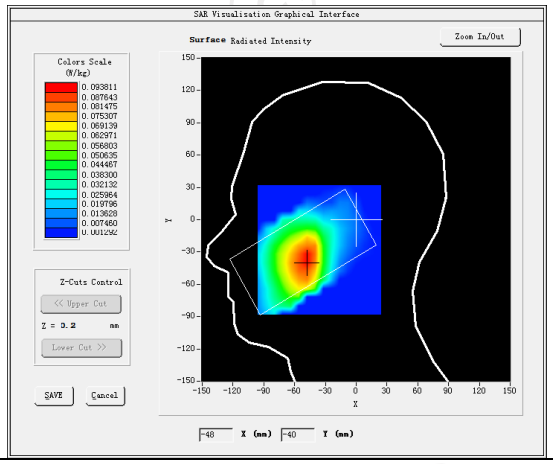

VOLUME SAR

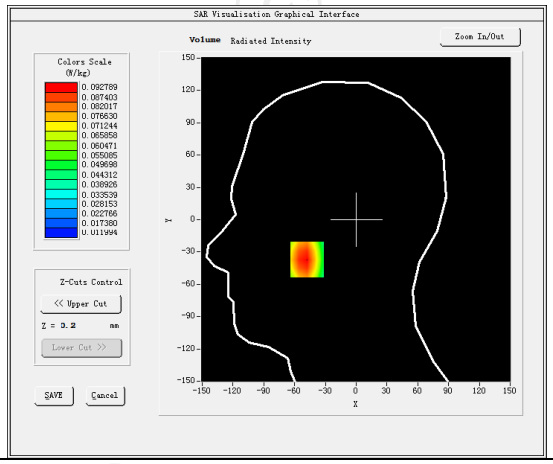

Maximum location: X=-48.00, Y=-37.00
SAR Peak: 0.11 W/kg

SAR 10g (W/Kg)	0.064809
SAR 1g (W/Kg)	0.089683

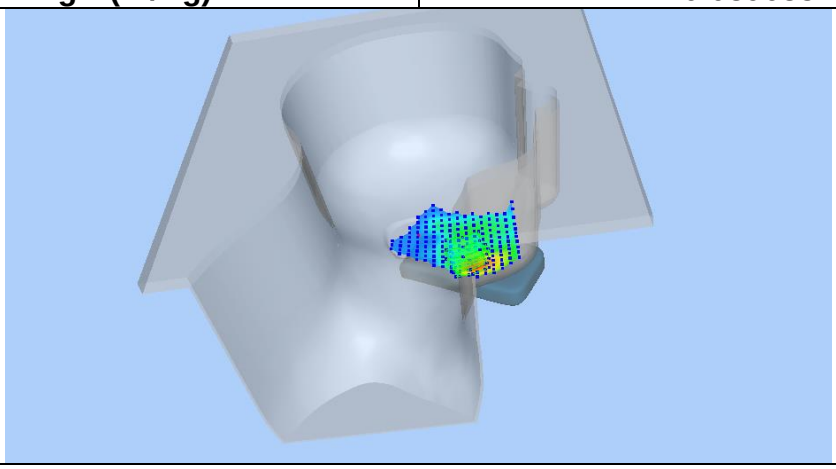

Z (mm)	0.00	4.00	9.00	14.00	19.00
SAR (W/Kg)	0.1054	0.0928	0.0762	0.0595	0.0434

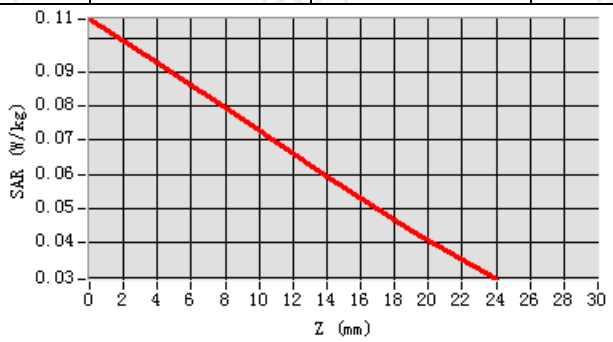

Hot spot position

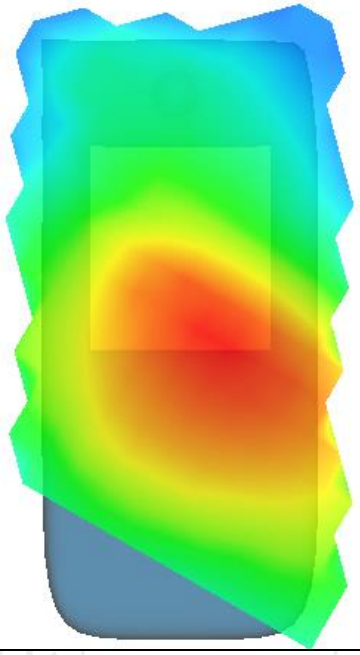

MEASUREMENT 2

Hight Band SAR (Channel 777): Date: 05/21/2024

Frequency (MHz)	848.310000
Relative permittivity (real part)	41.422883
Relative permittivity (imaginary part)	18.129634
Conductivity (S/m)	0.867241
Variation (%)	-2.460000
Crest Factor:	1.0
Probe Conversion factor	1.86
E-Field Probe:	SSE2 (SN 25/22 EPGO375)
Area Scan	dx=8mm dy=8mm, h= 5.00 mm
ZoomScan	5x5x7,dx=8mm dy=8mm dz=5mm,Complete/ndx=8mm dy=8mm, h= 5.00 mm
Phantom	Validation plane
Device Position	Body back(0mm)
Band	CDMA 2000 BC0

SURFACE SAR

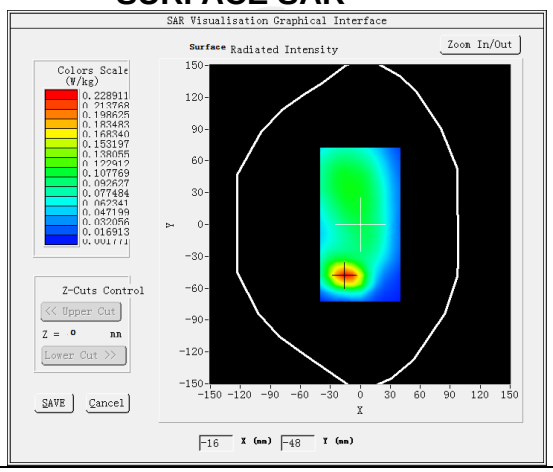

VOLUME SAR

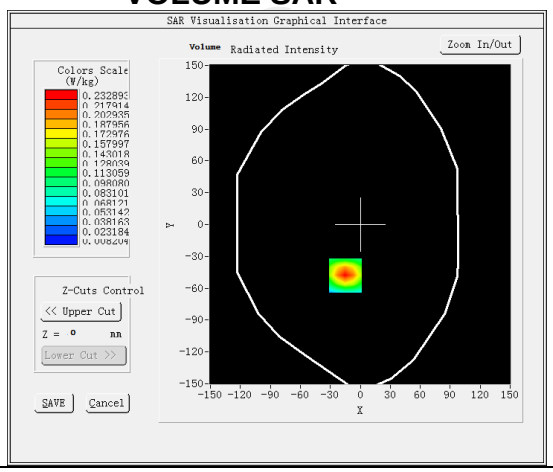

Maximum location: X=-15.00, Y=-48.00
SAR Peak: 0.35 W/kg

SAR 10g (W/Kg)	0.119867
SAR 1g (W/Kg)	0.246161

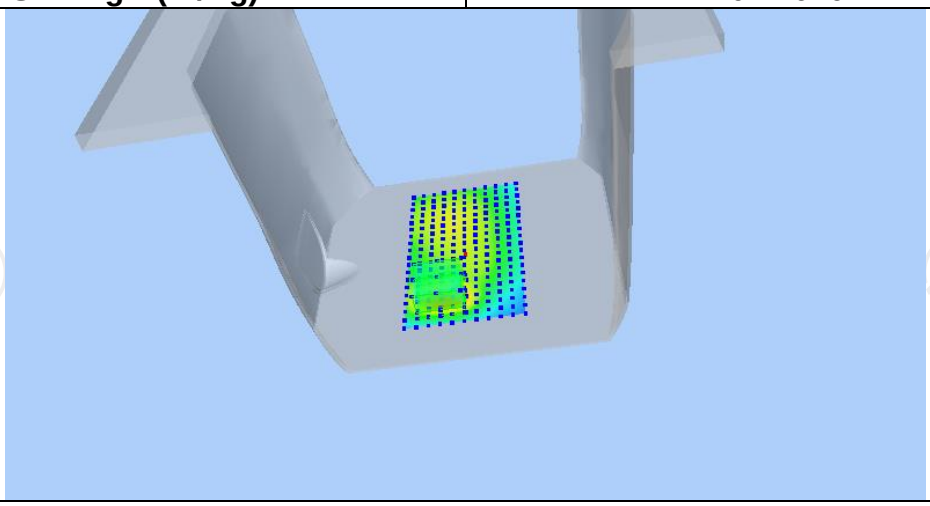

Z (mm)	0.00	4.00	9.00	14.00	19.00
SAR (W/Kg)	0.3478	0.2329	0.1388	0.0835	0.0520

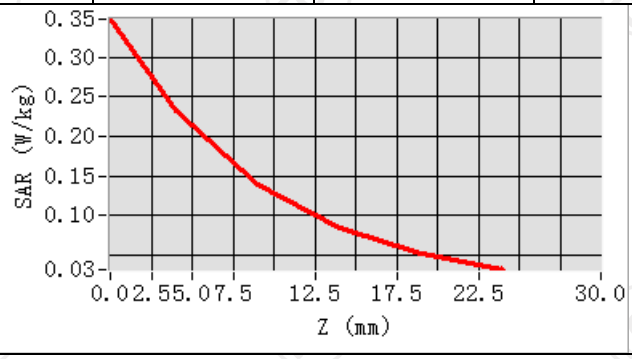

Hot spot position

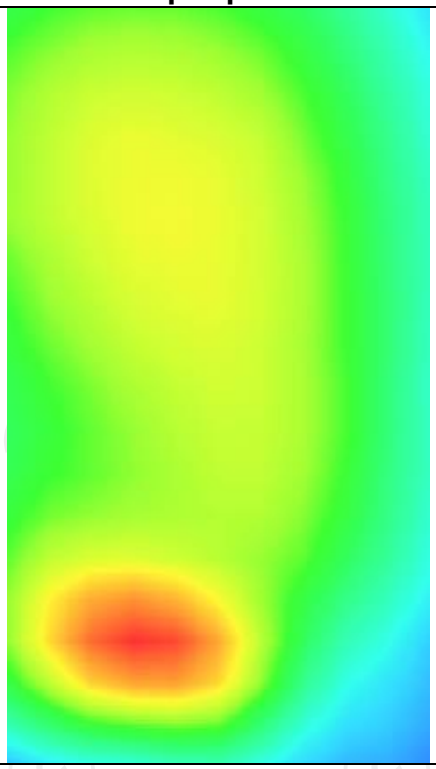

MEASUREMENT 3

Hight Band SAR (Channel 777): Date: 05/21/2024

Frequency (MHz)	848.310000
Relative permittivity (real part)	41.422883
Relative permittivity (imaginary part)	18.129634
Conductivity (S/m)	0.867241
Variation (%)	-2.920000
Crest Factor:	1.0
Probe Conversion factor	1.86
E-Field Probe:	SSE2 (SN 25/22 EPGO375)
Area Scan	dx=8mm dy=8mm, h= 5.00 mm
ZoomScan	5x5x7,dx=8mm dy=8mm dz=5mm,Complete/ndx=8mm dy=8mm, h= 5.00 mm
Phantom	Validation plane
Device Position	Body back(0mm)
Band	CDMA 2000 BC0 (hotspot)

SURFACE SAR	**VOLUME SAR**
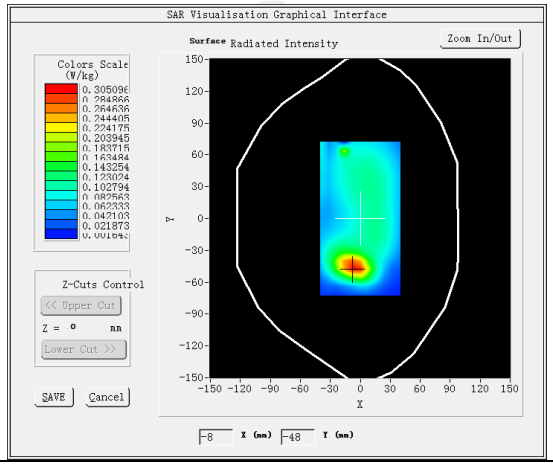	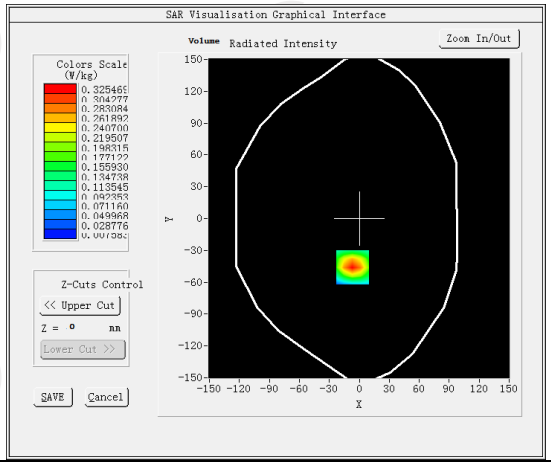

Maximum location: X=-7.00, Y=-46.00
SAR Peak: 0.51 W/kg

SAR 10g (W/Kg)	0.159415
SAR 1g (W/Kg)	0.300535

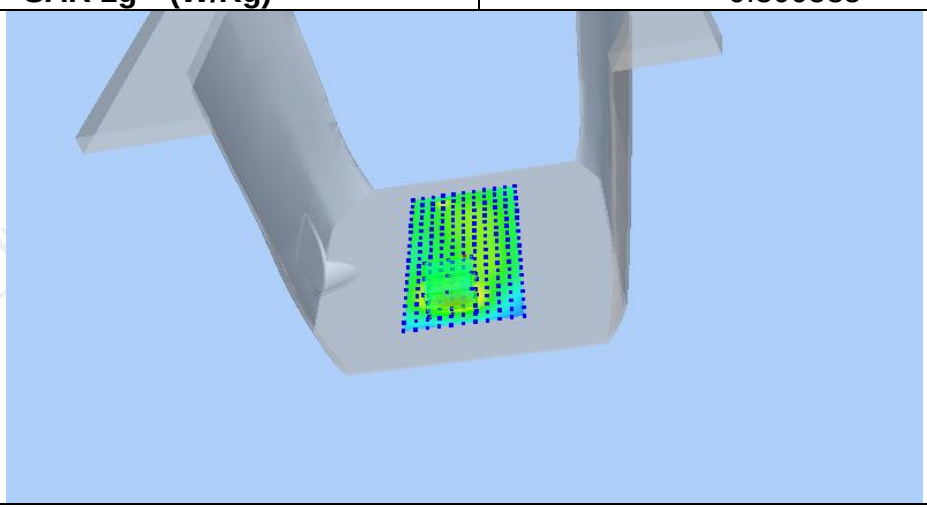

Z (mm)	0.00	4.00	9.00	14.00	19.00
SAR (W/Kg)	0.5064	0.3255	0.1843	0.1071	0.0670

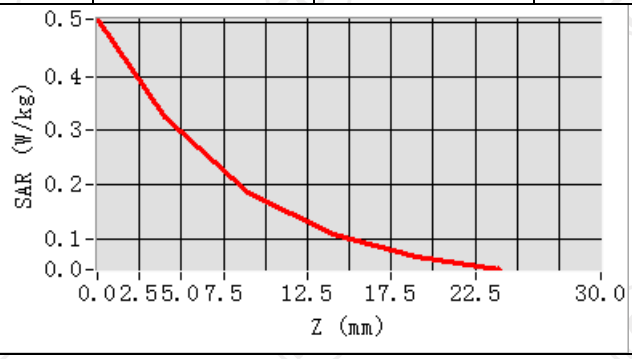

Hot spot position

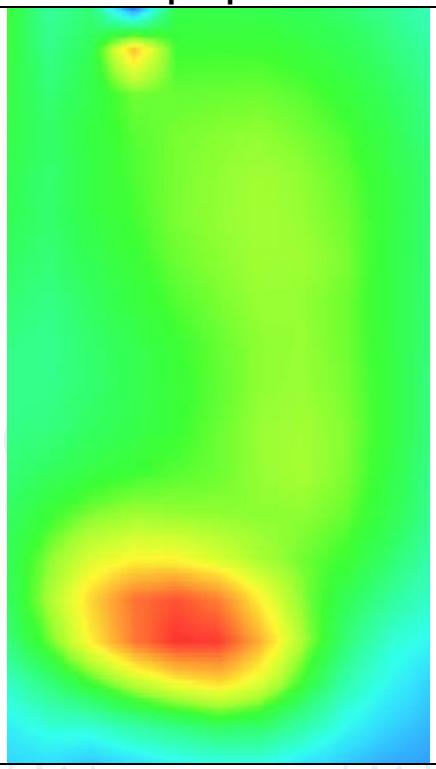

LTE Band 2

MEASUREMENT 1	
Middle Band SAR (Channel 18900):	Date: 06/10/2024
Frequency (MHz)	1880.000000
Relative permittivity (real part)	39.062208
Relative permittivity (imaginary part)	12.607628
Conductivity (S/m)	1.332108
Variation (%)	0.210000
Crest Factor	1.0
Probe Conversion factor	2.23
E-Field Probe:	SSE2 (SN 25/22 EPGO375)
Area Scan	dx=8mm dy=8mm, h= 5.00 mm
ZoomScan	5x5x7,dx=8mm dy=8mm dz=5mm,Complete/ndx=8mm dy=8mm, h= 5.00 mm
Phantom	Left head
Device Position	Cheek
Band	LTE band 2 (1 RB#49)
SURFACE SAR	**VOLUME SAR**
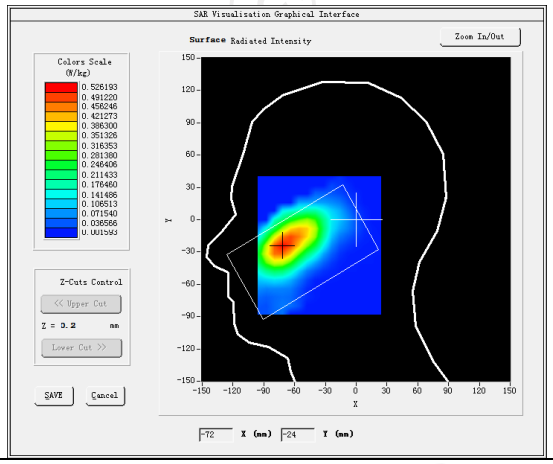	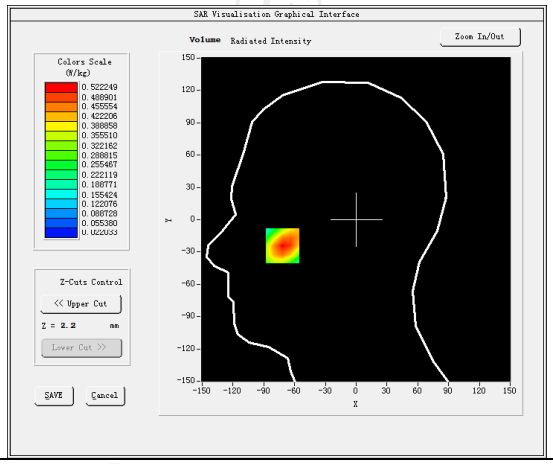
Maximum location: X=-22.00, Y=-21.00 SAR Peak: 0.40 W/kg	
SAR 10g (W/Kg)	0.103810
SAR 1g (W/Kg)	0.483110
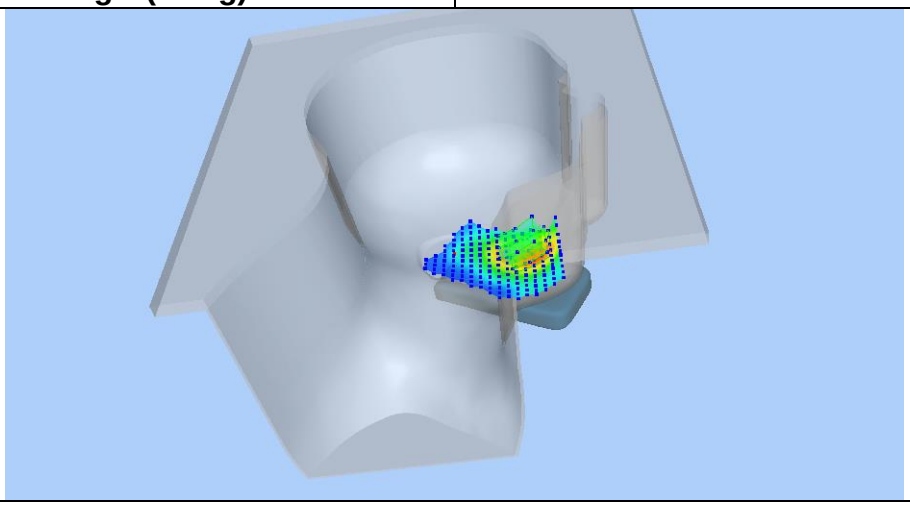	

Z (mm)	0.00	4.00	9.00	14.00	19.00
SAR (W/Kg)	0.6282	0.4222	0.3397	0.2201	0.1424

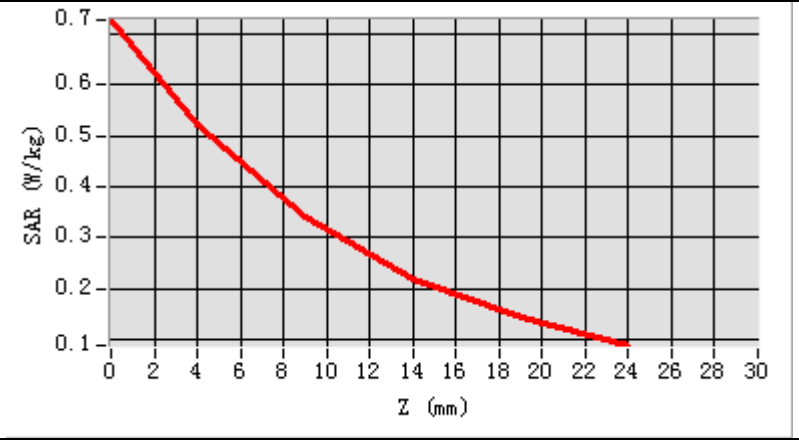

Hot spot position

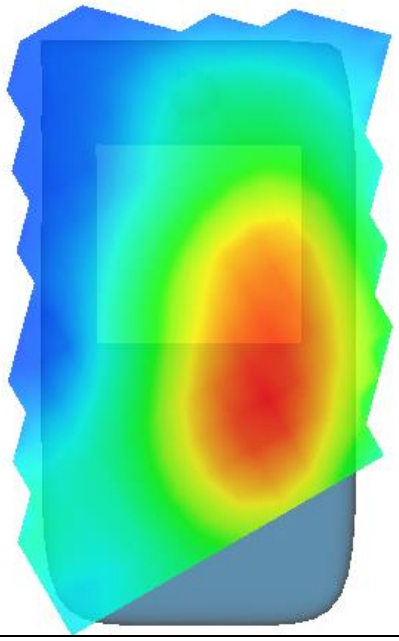

MEASUREMENT 2

Middle Band SAR (Channel 18900): Date: 12/26/2020

Frequency (MHz)	1880.000000
Relative permittivity (real part)	39.062208
Relative permittivity (imaginary part)	12.607628
Conductivity (S/m)	1.332108
Variation (%)	1.070000
Crest Factor	1.0
Probe Conversion factor	2.32
E-Field Probe:	SSE2 (SN 25/22 EPGO375)
Area Scan	dx=8mm dy=8mm, h= 5.00 mm
ZoomScan	5x5x7,dx=8mm dy=8mm dz=5mm,Complete/ndx=8mm dy=8mm, h= 5.00 mm
Phantom	Validation plane
Device Position	Body back(0mm)
Band	LTE band 2 (1 RB#49)

SURFACE SAR	**VOLUME SAR**
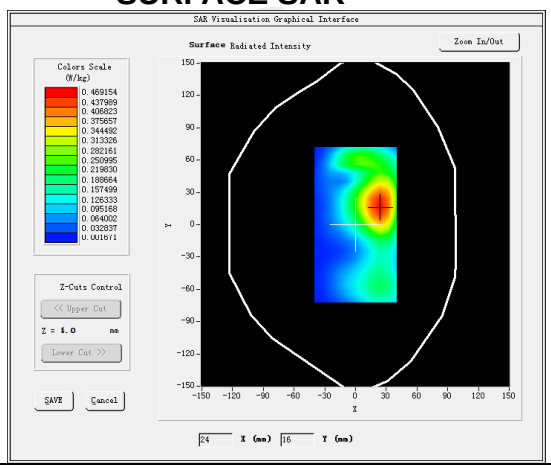	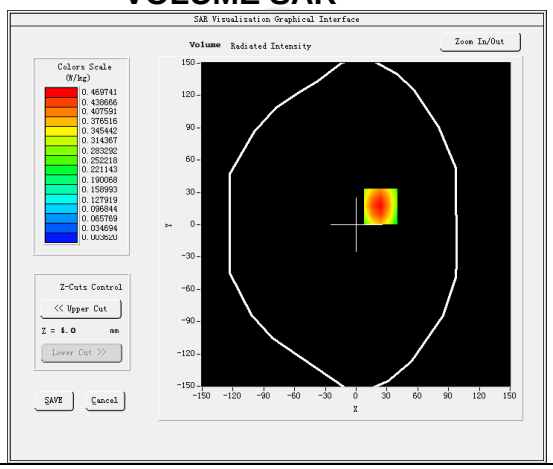

Maximum location: X=24.00, Y=17.00 SAR Peak: 0.51 W/kg

SAR 10g (W/Kg)	0.227129
SAR 1g (W/Kg)	0.460050

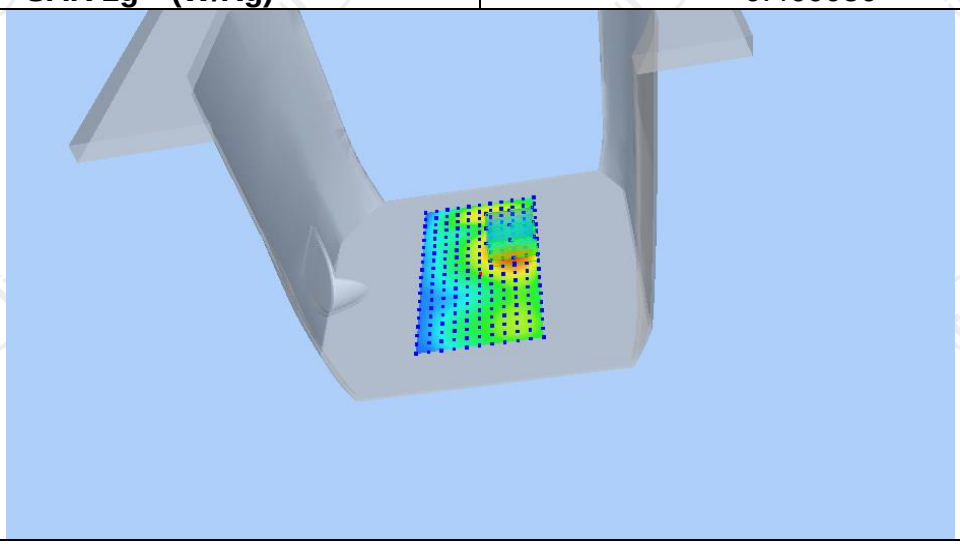

Z (mm)	0.00	4.00	9.00	14.00	19.00
SAR (W/Kg)	0.8200	0.4342	0.2142	0.0900	0.0345

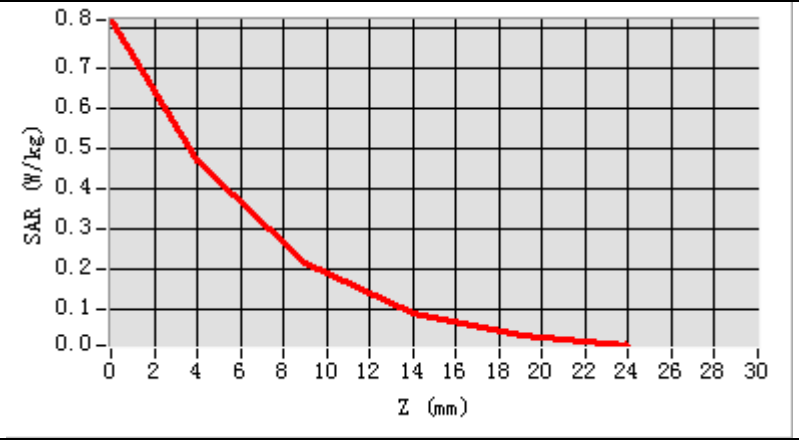

Hot spot position

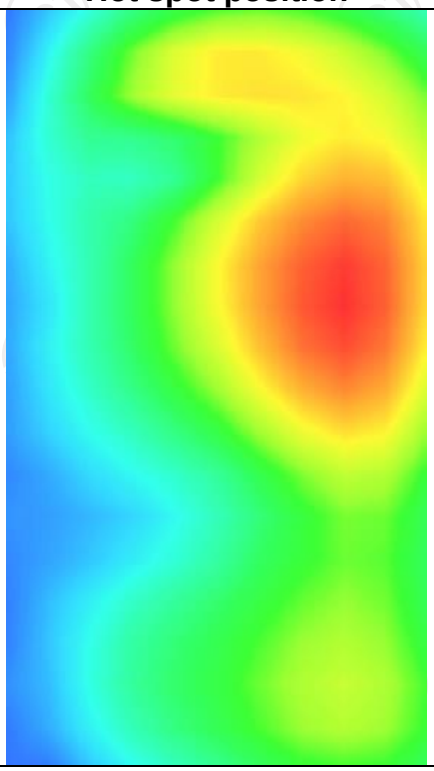

MEASUREMENT 3	
Middle Band SAR (Channel 18900):	Date: 12/26/202
Frequency (MHz)	1880.000000
Relative permittivity (real part)	39.062208
Relative permittivity (imaginary part)	12.607628
Conductivity (S/m)	1.332108
Variation (%)	-2.550000
Crest Factor	1.0
Probe Conversion factor	2.32
E-Field Probe:	SSE2 (SN 25/22 EPGO375)
Area Scan	dx=8mm dy=8mm, h= 5.00 mm
ZoomScan	5x5x7,dx=8mm dy=8mm dz=5mm,Complete/ndx=8mm dy=8mm, h= 5.00 mm
Phantom	Validation plane
Device Position	Body back(hotspot 0mm)
Band	LTE band 2 (1 RB#49)
SURFACE SAR	**VOLUME SAR**
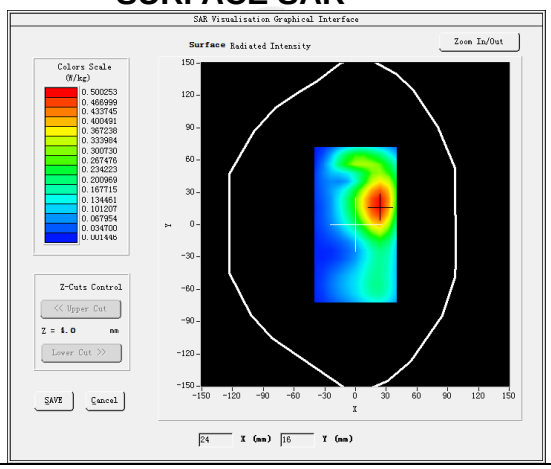	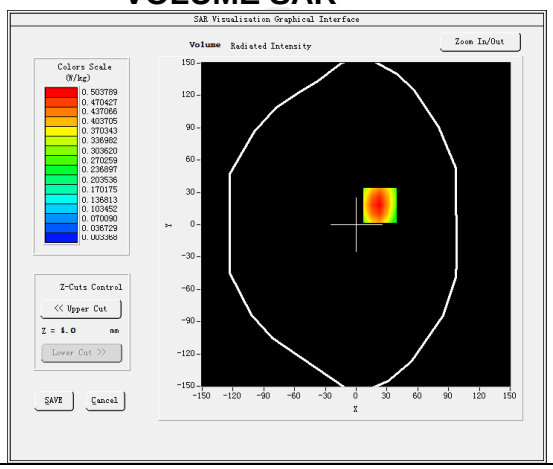
Maximum location: X=13.00, Y=17.00 SAR Peak: 0.70 W/kg	
SAR 10g (W/Kg)	0.243211
SAR 1g (W/Kg)	0.482330

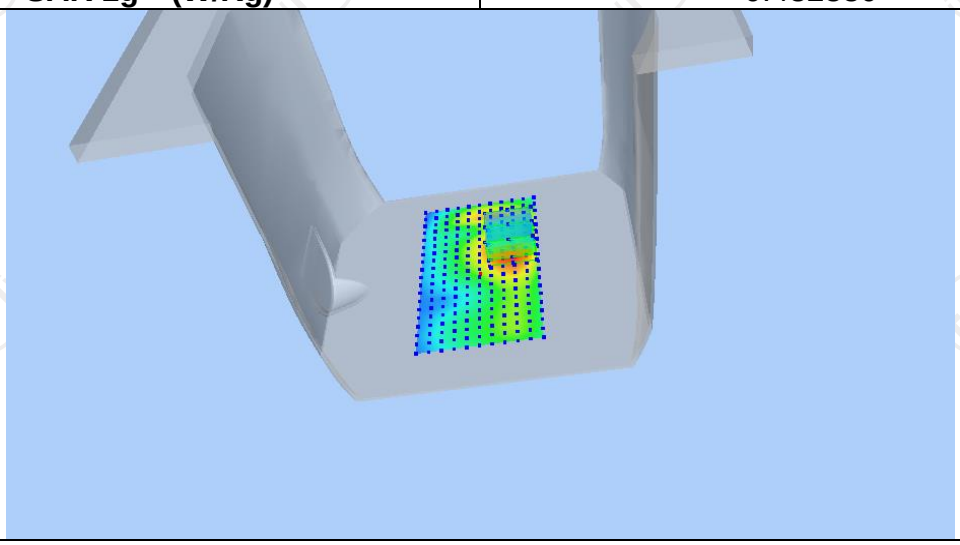

Z (mm)	0.00	4.00	9.00	14.00	19.00
SAR (W/Kg)	0.8721	0.5112	0.1933	0.0877	0.0287

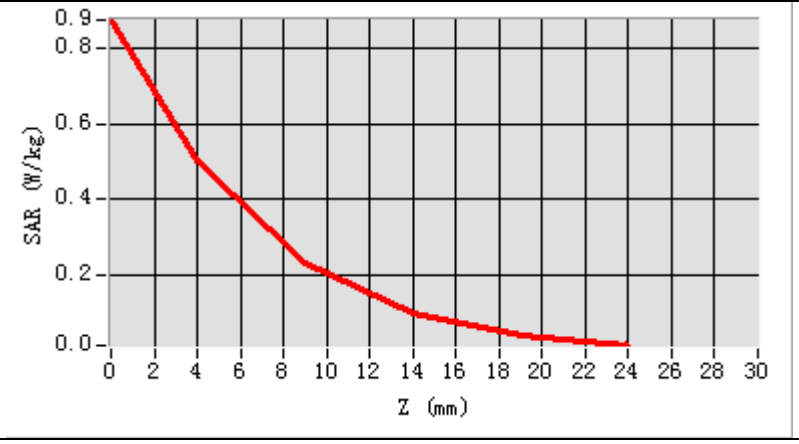

Hot spot position

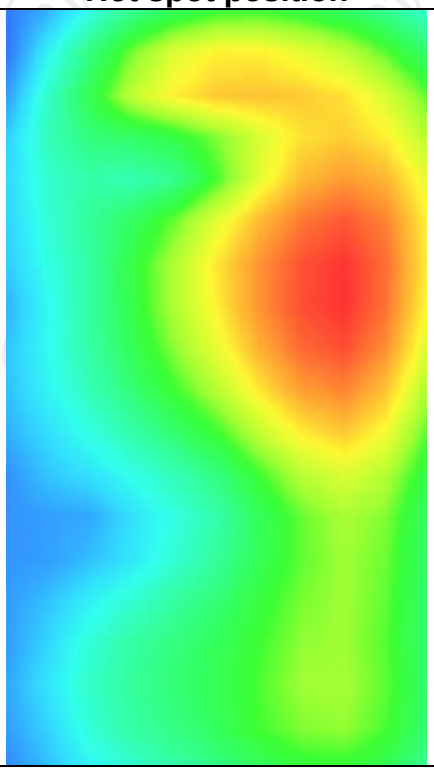

LTE Band 4

MEASUREMENT 1	
Middle Band SAR (Channel 20175):	Date: 05/30/2024
Frequency (MHz)	1732.500000
Relative permittivity (real part)	39.101249
Relative permittivity (imaginary part)	12.468850
Conductivity (S/m)	1.350792
Variation (%)	-1.820000
Crest Factor	1.0
Probe Conversion factor	2.08
E-Field Probe:	SSE2 (SN 25/22 EPGO375)
Area Scan	dx=8mm dy=8mm, h= 5.00 mm
ZoomScan	5x5x7,dx=8mm dy=8mm dz=5mm,Complete/ndx=8mm dy=8mm, h= 5.00 mm
Phantom	Left head
Device Position	Cheek
Band	LTE band 4(1 RB#49)
SURFACE SAR	**VOLUME SAR**
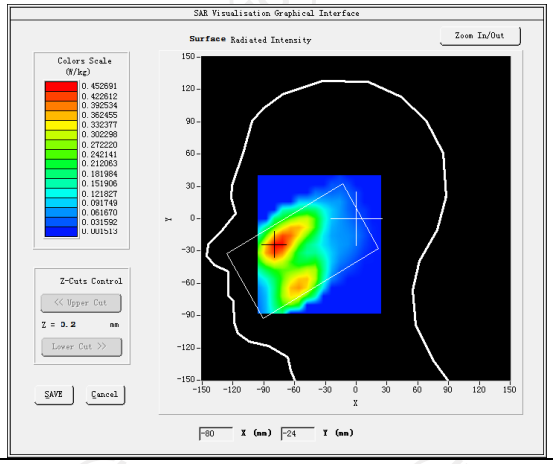	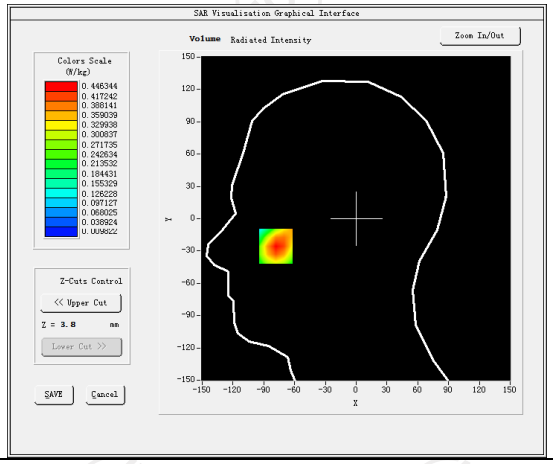
Maximum location: X=-67.00, Y=-15.00 SAR Peak: 0.51 W/kg	
SAR 10g (W/Kg)	0.155039
SAR 1g (W/Kg)	0.421117
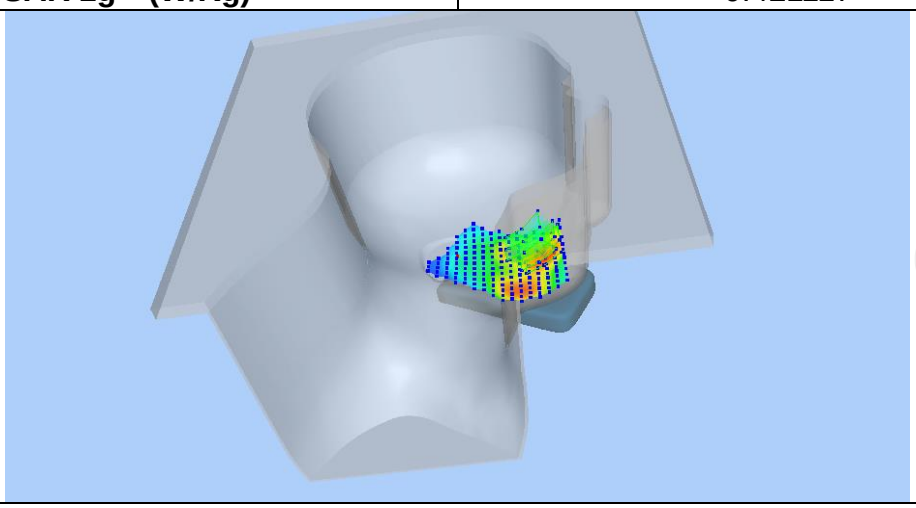	

Z (mm)	0.00	4.00	9.00	14.00	19.00
SAR (W/Kg)	0.6064	0.4440	0.2912	0.1923	0.1315

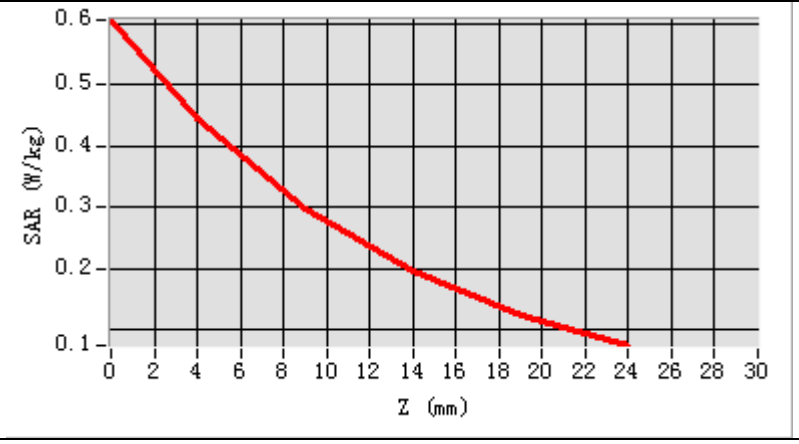

Hot spot position

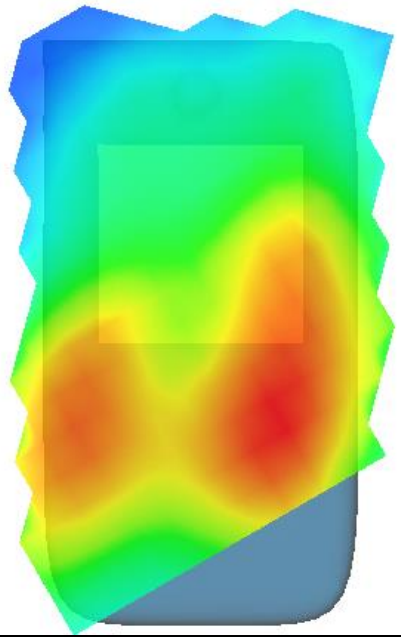

MEASUREMENT 2

Middle Band SAR (Channel 20175): Date: 05/30/2024

Frequency (MHz)	1732.500000
Relative permittivity (real part)	39.101249
Relative permittivity (imaginary part)	12.468850
Conductivity (S/m)	1.350792
Variation (%)	0.210000
Crest Factor	1.0
Probe Conversion factor	2.16
E-Field Probe:	SSE2 (SN 25/22 EPGO375)
Area Scan	dx=8mm dy=8mm, h= 5.00 mm
ZoomScan	5x5x7,dx=8mm dy=8mm dz=5mm,Complete/ndx=8mm dy=8mm, h= 5.00 mm
Phantom	Validation plane
Device Position	Body back(0mm)
Band	LTE band 4(1 RB#49)

SURFACE SAR	**VOLUME SAR**
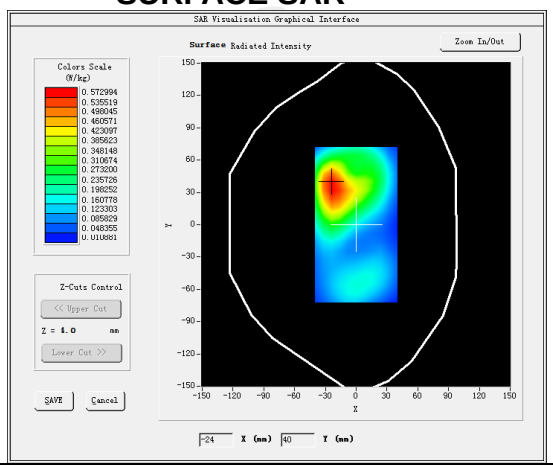	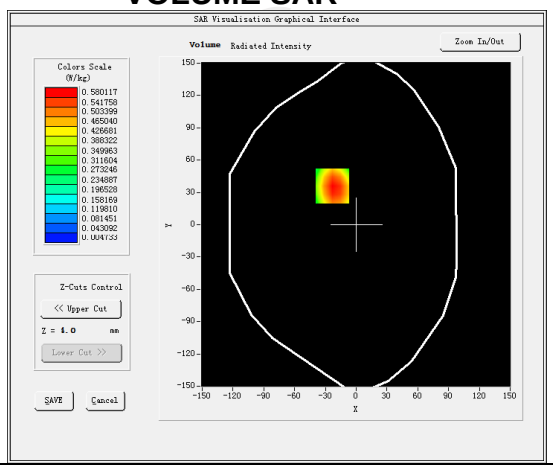

Maximum location: X=-23.00, Y=36.00 SAR Peak: 1.01 W/kg

SAR 10g (W/Kg)	0.289505
SAR 1g (W/Kg)	0.556694

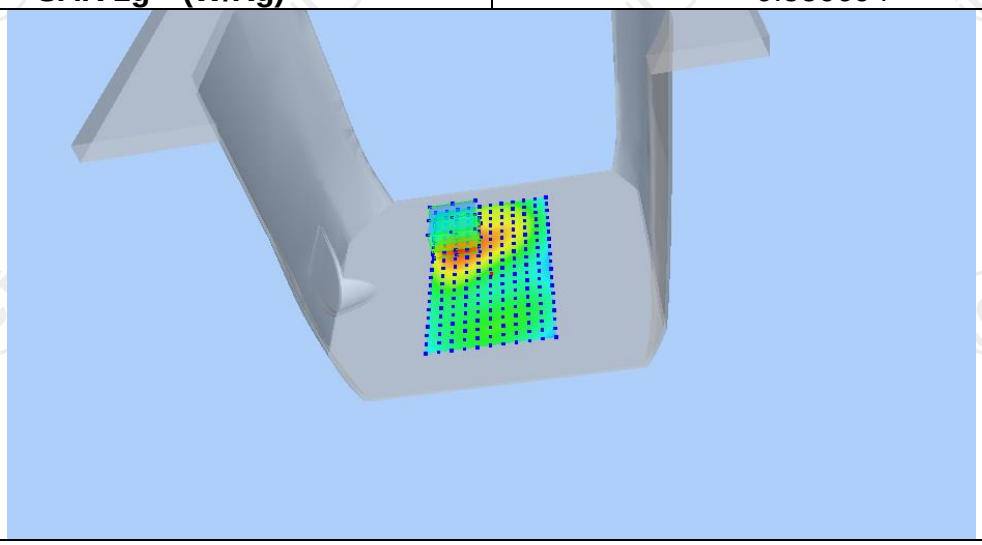

Z (mm)	0.00	4.00	9.00	14.00	19.00
SAR (W/Kg)	1.0050	0.5801	0.2718	0.1204	0.0526

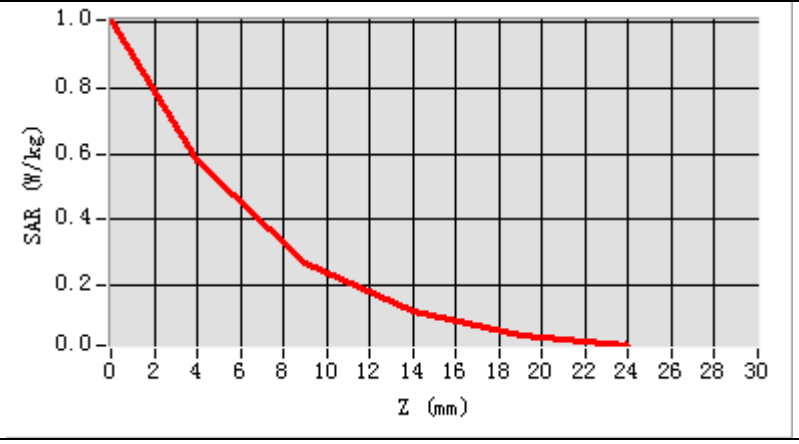

Hot spot position

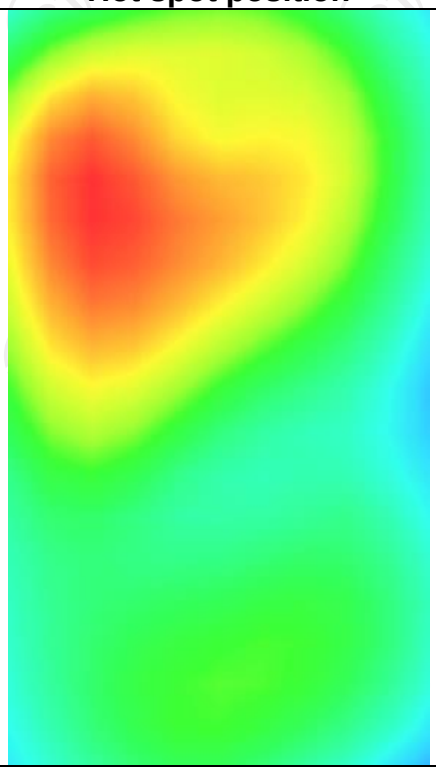

MEASUREMENT 3

Middle Band SAR (Channel 20175): Date: 05/30/2024

Frequency (MHz)	1732.500000
Relative permittivity (real part)	39.101249
Relative permittivity (imaginary part)	12.468850
Conductivity (S/m)	1.350792
Variation (%)	2.900000
Crest Factor	1.0
Probe Conversion factor	2.16
E-Field Probe:	SSE2 (SN 25/22 EPGO375)
Area Scan	dx=8mm dy=8mm, h= 5.00 mm
ZoomScan	5x5x7,dx=8mm dy=8mm dz=5mm,Complete/ndx=8mm dy=8mm, h= 5.00 mm
Phantom	Validation plane
Device Position	Body back(hotspot 0mm)
Band	LTE band 4(1 RB#49)

SURFACE SAR	**VOLUME SAR**
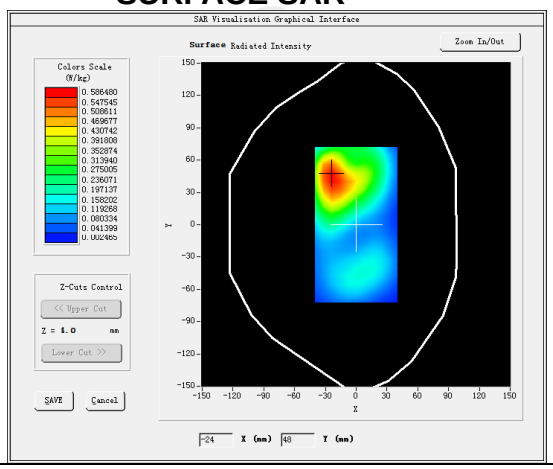	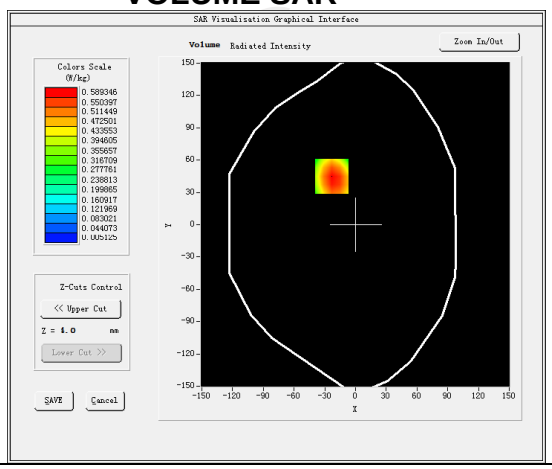

Maximum location: X=-21.00, Y=40.00 SAR Peak: 1.00 W/kg

SAR 10g (W/Kg)	0.297565
SAR 1g (W/Kg)	0.561932

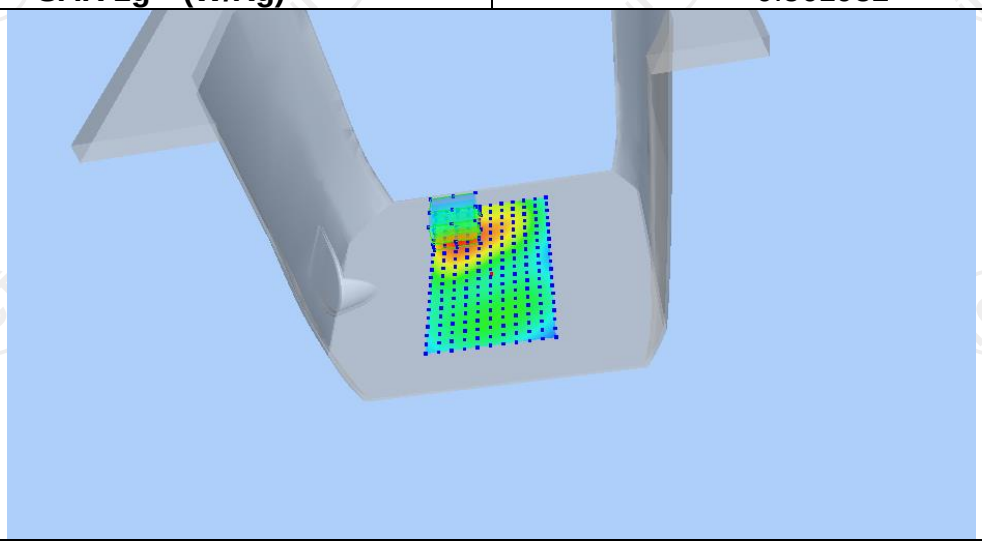

Z (mm)	0.00	4.00	9.00	14.00	19.00
SAR (W/Kg)	1.0151	0.5893	0.2786	0.1246	0.0547

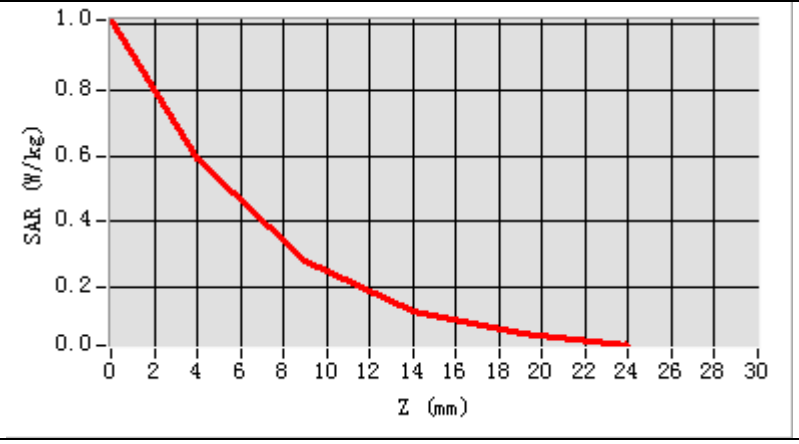

Hot spot position

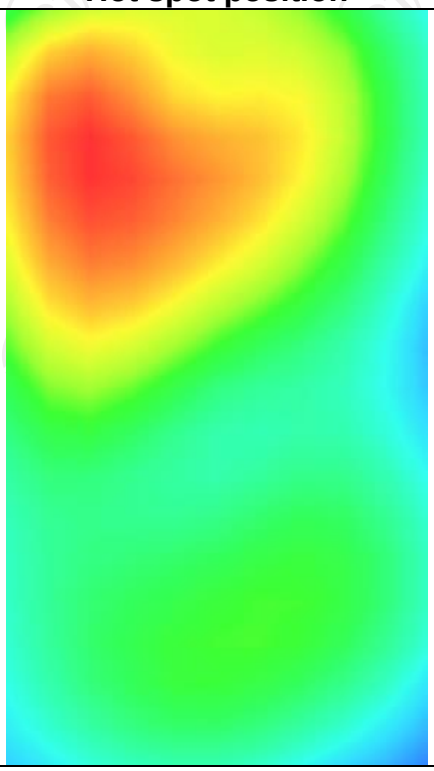

LTE Band 5

MEASUREMENT 1	
Middle Band SAR (Channel 20525):	Date: 05/21/2024
Frequency (MHz)	836.500000
Relative permittivity (real part)	41.432976
Relative permittivity (imaginary part)	12.468860
Conductivity (S/m)	0.862835
Variation (%)	1.690000
Crest Factor	1.0
Probe Conversion factor	1.80
E-Field Probe:	SSE2 (SN 25/22 EPGO375)
Area Scan	dx=8mm dy=8mm, h= 5.00 mm
ZoomScan	5x5x7,dx=8mm dy=8mm dz=5mm,Complete/ndx=8mm dy=8mm, h= 5.00 mm
Phantom	Left head
Device Position	Cheek
Band	LTE band 5(1 RB#0)
SURFACE SAR	**VOLUME SAR**
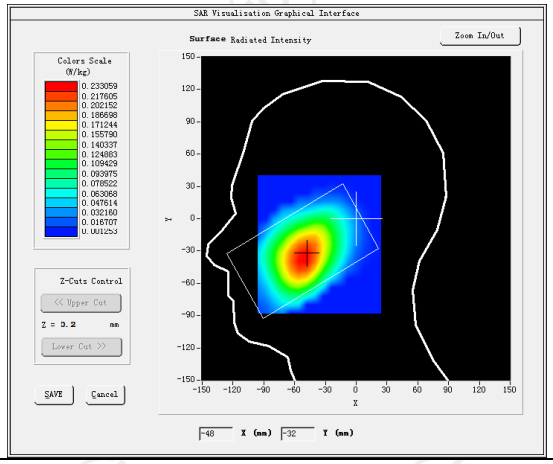	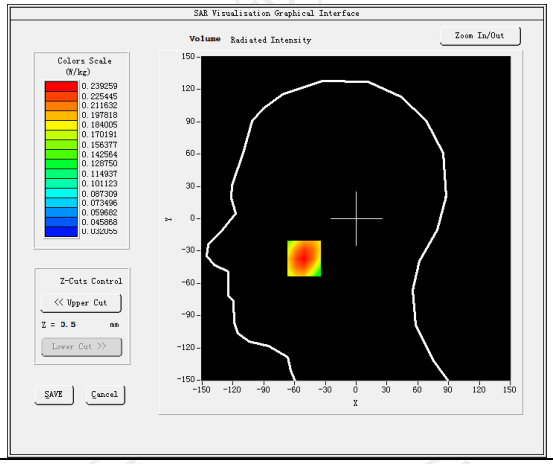
Maximum location: X=-51.00, Y=-37.00 SAR Peak: 0.29 W/kg	
SAR 10g (W/Kg)	0.163789
SAR 1g (W/Kg)	0.231156
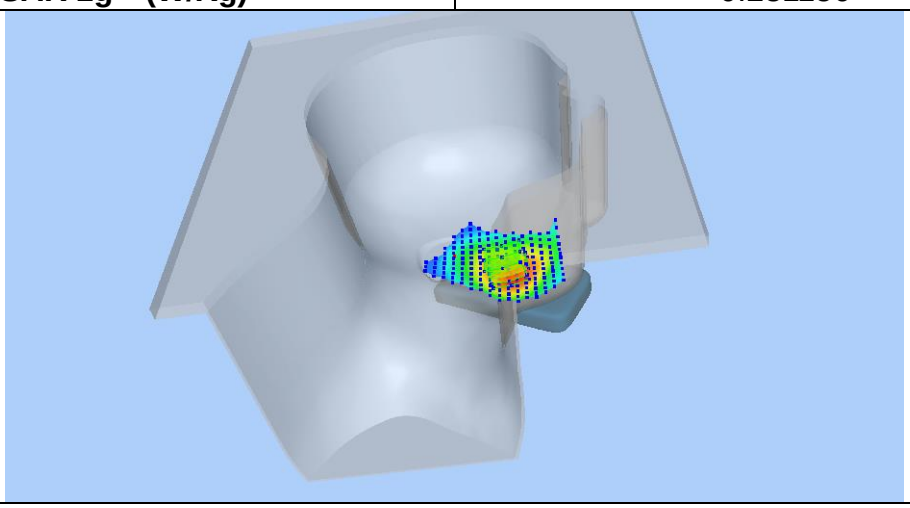	

Z (mm)	0.00	4.00	9.00	14.00	19.00
SAR (W/Kg)	0.2913	0.2393	0.1850	0.1411	0.1058

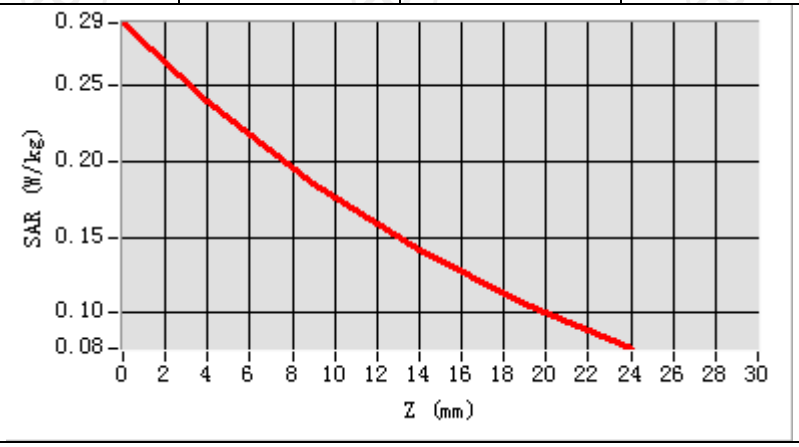

Hot spot position

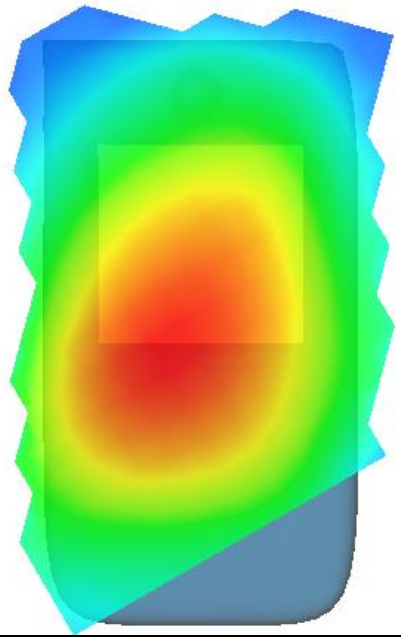

MEASUREMENT 2

Middle Band SAR (Channel 20525): Date: 05/21/2024

Frequency (MHz)	836.500000
Relative permittivity (real part)	41.432976
Relative permittivity (imaginary part)	12.468860
Conductivity (S/m)	0.862835
Variation (%)	-1.160000
Crest Factor	1.0
Probe Conversion factor	1.86
E-Field Probe:	SSE2 (SN 25/22 EPGO375)
Area Scan	dx=8mm dy=8mm, h= 5.00 mm
ZoomScan	5x5x7,dx=8mm dy=8mm dz=5mm,Complete/ndx=8mm dy=8mm, h= 5.00 mm
Phantom	Validation plane
Device Position	Body back(0mm)
Band	LTE band 5(1 RB#0)

SURFACE SAR	**VOLUME SAR**
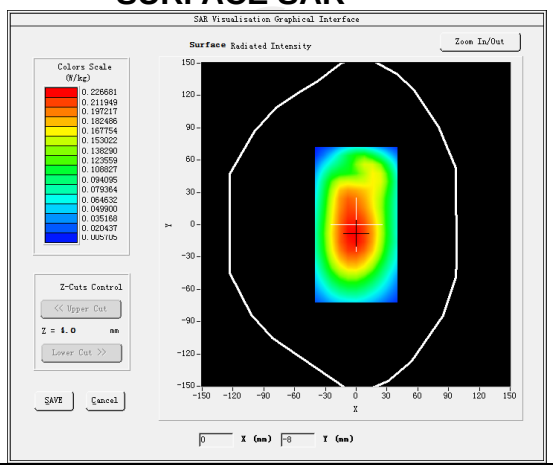	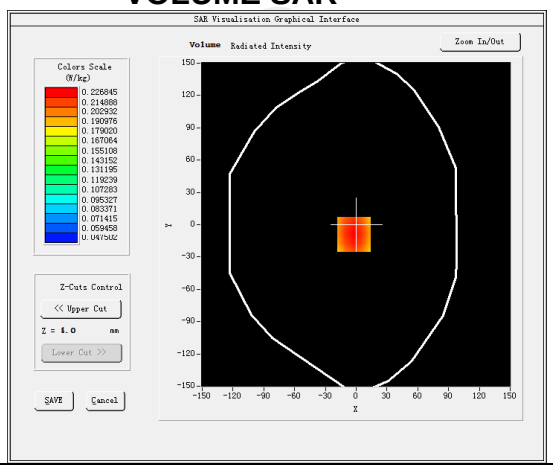

Maximum location: X=-2.00, Y=-9.00 SAR Peak: 0.28 W/kg

SAR 10g (W/Kg)	0.157407
SAR 1g (W/Kg)	0.238518

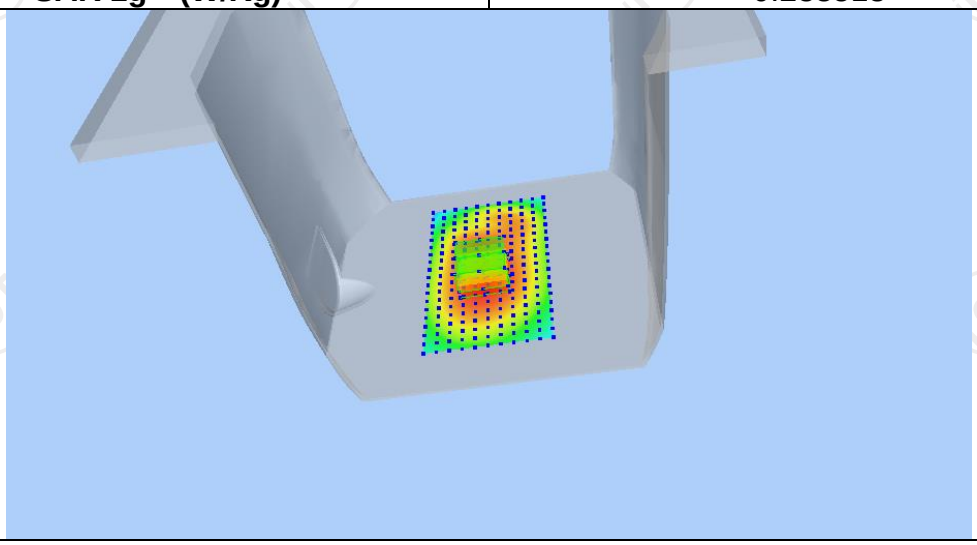

Z (mm)	0.00	4.00	9.00	14.00	19.00
SAR (W/Kg)	0.2817	0.2268	0.1708	0.1268	0.0924

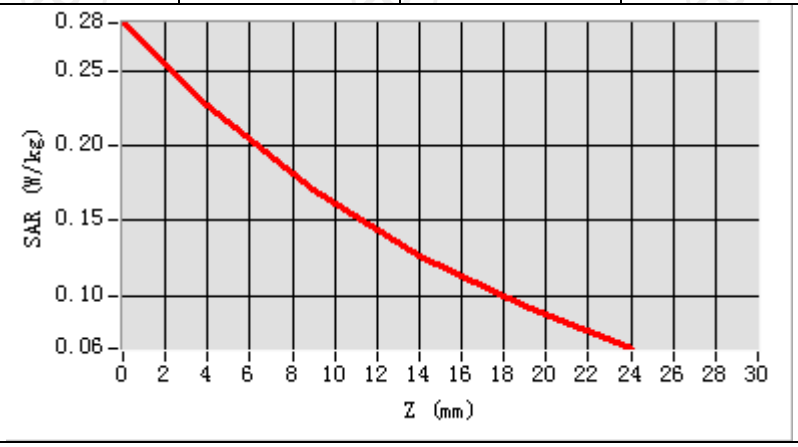

Hot spot position

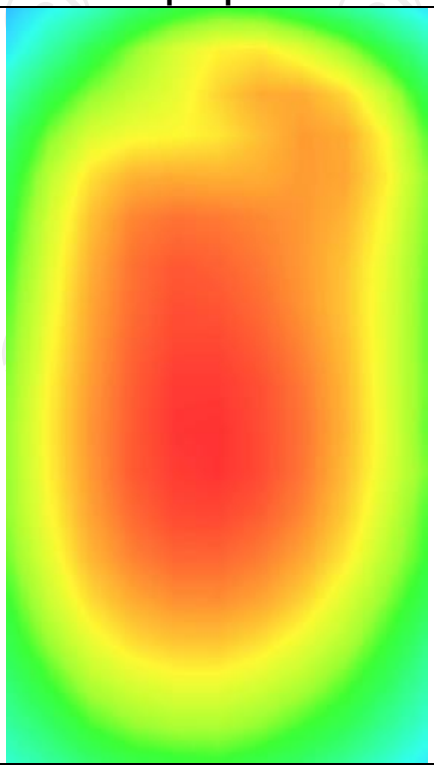

MEASUREMENT 3

Middle Band SAR (Channel 20525): Date: 05/21/2024

Frequency (MHz)	836.500000
Relative permittivity (real part)	41.432976
Relative permittivity (imaginary part)	12.468860
Conductivity (S/m)	0.862835
Variation (%)	-1.090000
Crest Factor	1.0
Probe Conversion factor	1.86
E-Field Probe:	SSE2 (SN 25/22 EPGO375)
Area Scan	dx=8mm dy=8mm, h= 5.00 mm
ZoomScan	5x5x7,dx=8mm dy=8mm dz=5mm,Complete/ndx=8mm dy=8mm, h= 5.00 mm
Phantom	Validation plane
Device Position	Body back((hotspot 0mm)
Band	LTE band 5(1 RB#0)

SURFACE SAR	**VOLUME SAR**
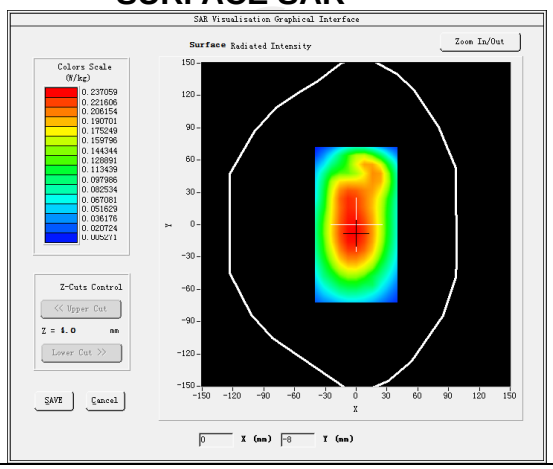	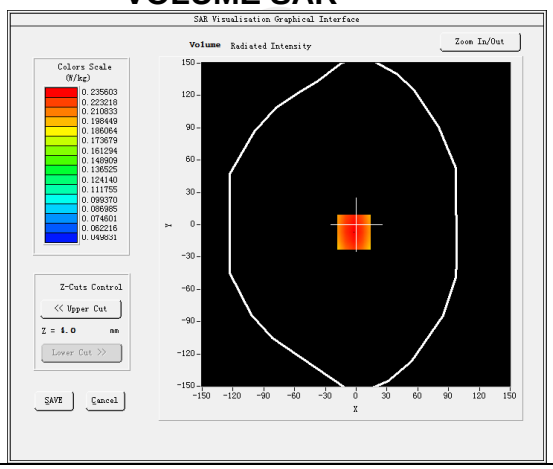

Maximum location: X=-2.00, Y=-7.00 SAR Peak: 0.29 W/kg

SAR 10g (W/Kg)	0.165419
SAR 1g (W/Kg)	0.231376

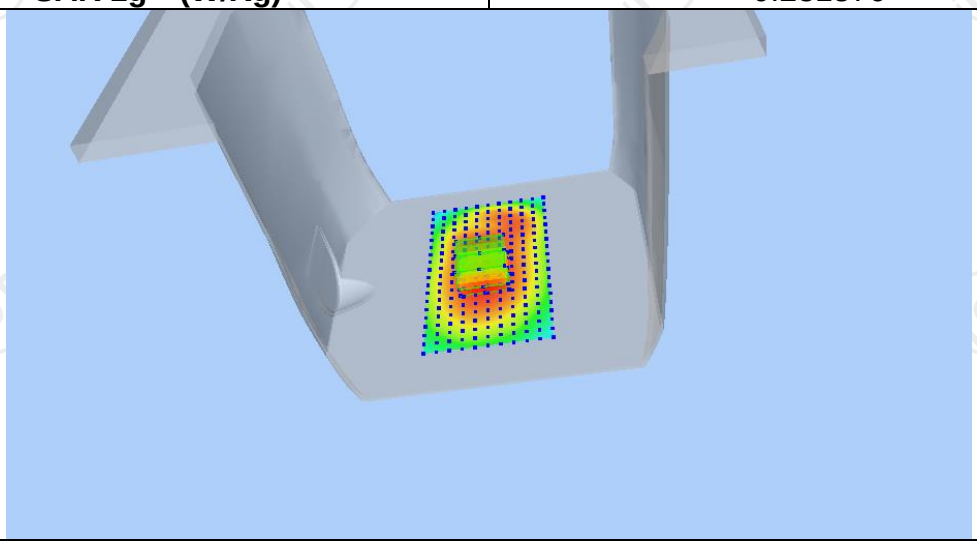

Z (mm)	0.00	4.00	9.00	14.00	19.00
SAR (W/Kg)	0.2917	0.2356	0.1788	0.1345	0.1000

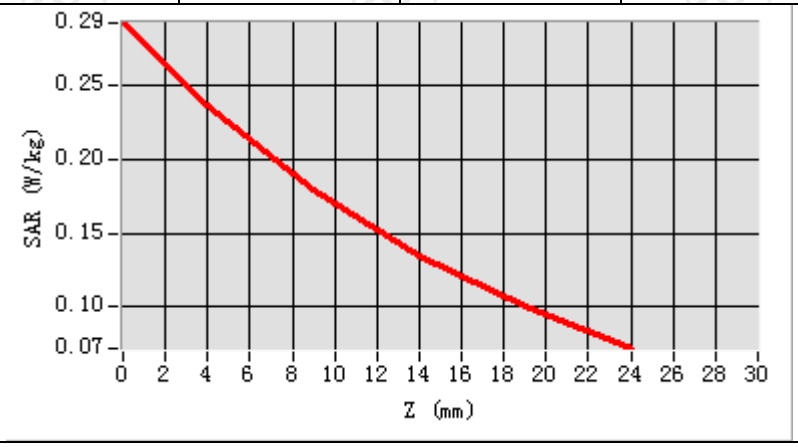

Hot spot position

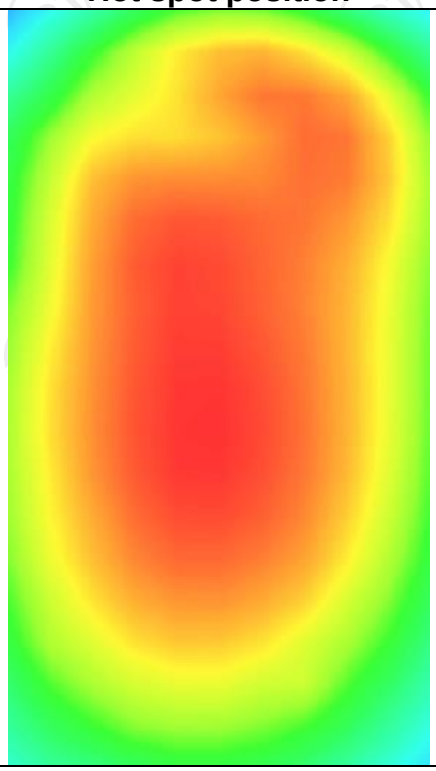

LTE Band 7

MEASUREMENT 1	
Middle Band SAR (Channel 21100):	Date: 06/17/2024
Frequency (MHz)	2535.000000
Relative permittivity (real part)	38.853477
Relative permittivity (imaginary part)	13.545489
Conductivity (S/m)	1.922567
Variation (%)	-0.390000
Crest Factor	1.0
Probe Conversion factor	4.36
E-Field Probe:	SSE2 (SN 25/22 EPGO375)
Area Scan	dx=12mm dy=12mm, h= 5.00 mm
ZoomScan	5x5x7,dx=8mm dy=8mm dz=5mm,Complete/ndx=8mm dy=8mm, h= 5.00 mm
Phantom	Left head
Device Position	Cheek
Band	LTE band 7(1 RB#0)
SURFACE SAR	**VOLUME SAR**
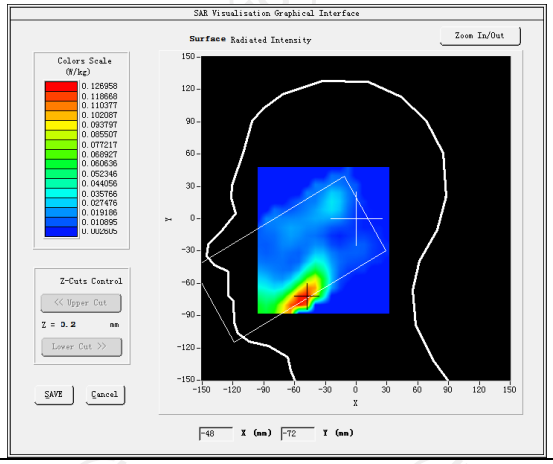	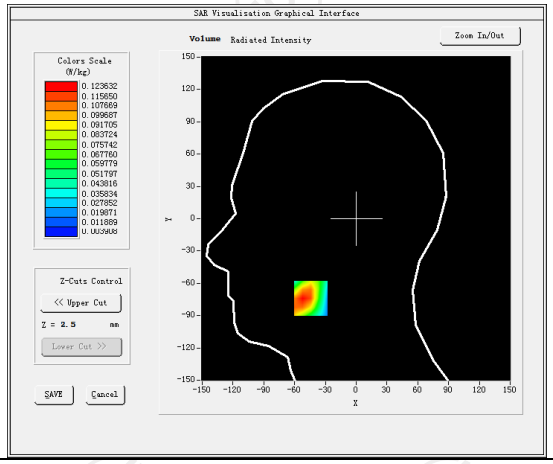
Maximum location: X=-44.00, Y=-74.00 SAR Peak: 0.20 W/kg	
SAR 10g (W/Kg)	0.063364
SAR 1g (W/Kg)	0.118417
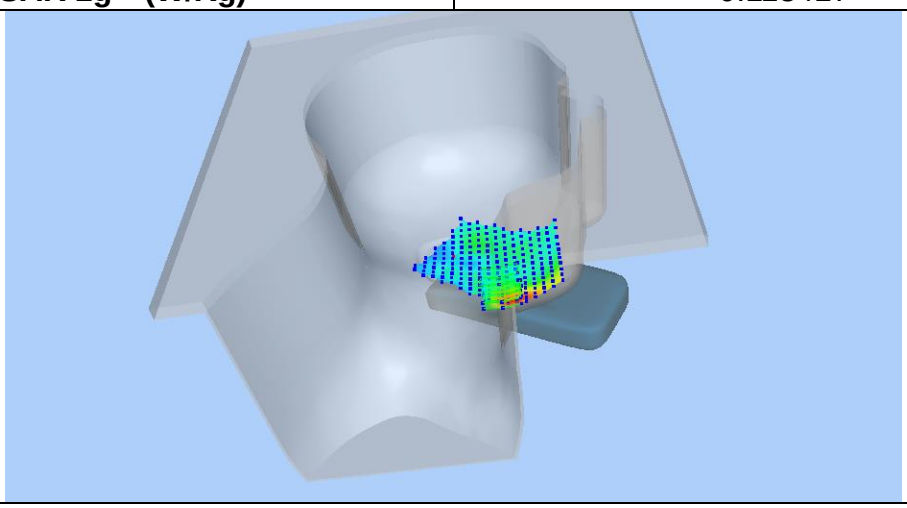	

Z (mm)	0.00	4.00	9.00	14.00	19.00
SAR (W/Kg)	0.1824	0.1140	0.0622	0.0353	0.0222

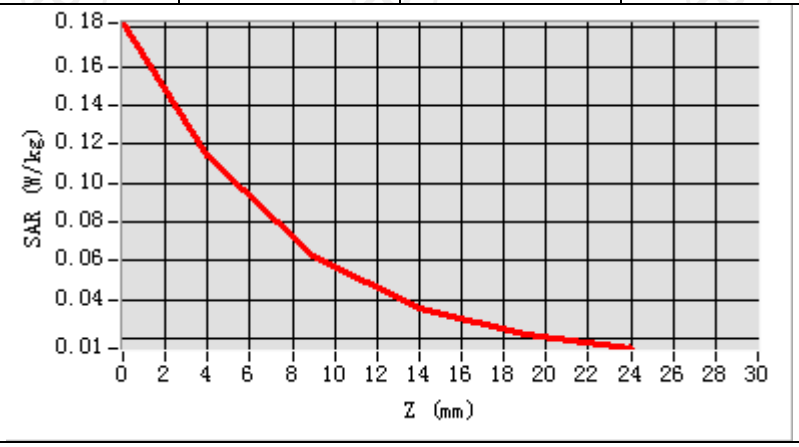

Hot spot position

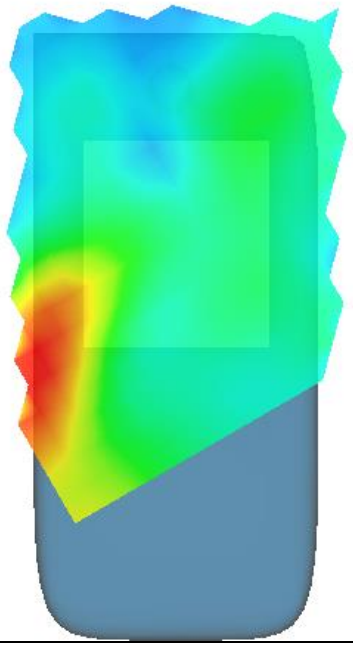

MEASUREMENT 2

Middle Band SAR (Channel 21100): Date: 06/17/2024

Frequency (MHz)	2535.000000
Relative permittivity (real part)	38.853477
Relative permittivity (imaginary part)	13.545489
Conductivity (S/m)	1.922567
Variation (%)	0.770000
Crest Factor	1.0
Probe Conversion factor	4.36
E-Field Probe:	SSE2 (SN 25/22 EPGO375)
Area Scan	dx=12mm dy=12mm, h= 5.00 mm
ZoomScan	5x5x7,dx=8mm dy=8mm dz=5mm,Complete/ndx=8mm dy=8mm, h= 5.00 mm
Phantom	Validation plane
Device Position	Body back(0mm)
Band	LTE band 7(1 RB#0)

SURFACE SAR	**VOLUME SAR**
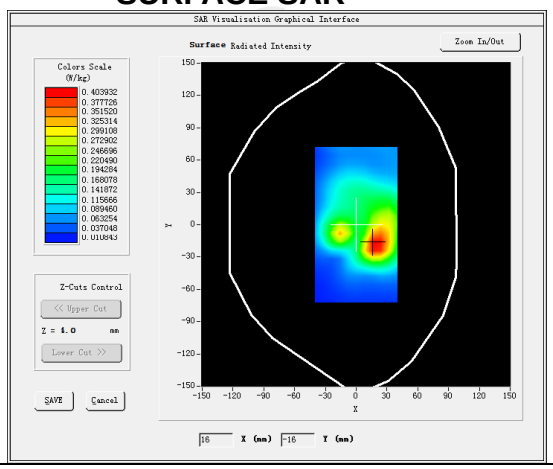	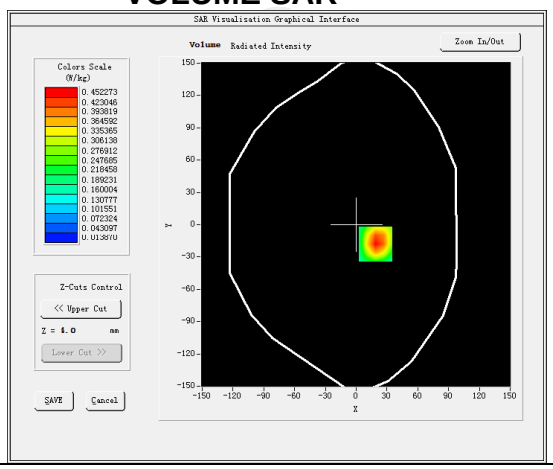

Maximum location: X=19.00, Y=-18.00 SAR Peak: 0.74 W/kg

SAR 10g (W/Kg)	0.221093
SAR 1g (W/Kg)	0.385483

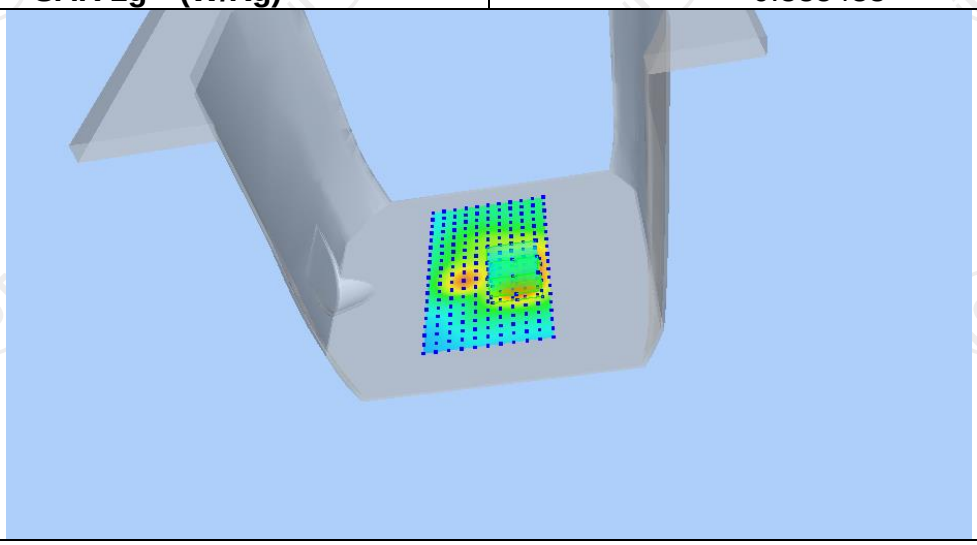

Z (mm)	0.00	4.00	9.00	14.00	19.00
SAR (W/Kg)	0.7333	0.4523	0.2372	0.1224	0.0647

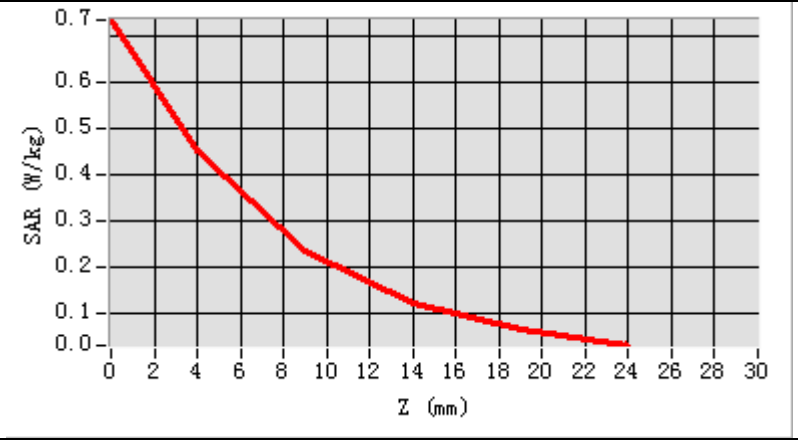

Hot spot position

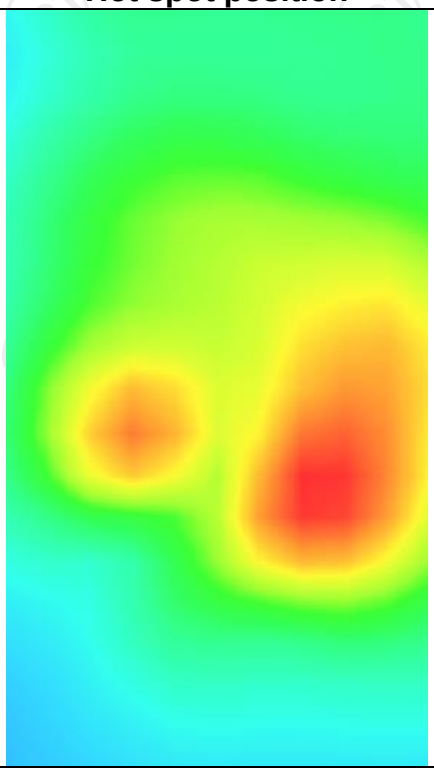

MEASUREMENT 3

Middle Band SAR (Channel 21100): Date: 06/17/2024

Frequency (MHz)	2535.000000
Relative permittivity (real part)	38.853477
Relative permittivity (imaginary part)	13.545489
Conductivity (S/m)	1.922567
Variation (%)	1.280000
Crest Factor	1.0
Probe Conversion factor	4.36
E-Field Probe:	SSE2 (SN 25/22 EPGO375)
Area Scan	dx=12mm dy=12mm, h= 5.00 mm
ZoomScan	5x5x7,dx=8mm dy=8mm dz=5mm,Complete/ndx=8mm dy=8mm, h= 5.00 mm
Phantom	Validation plane
Device Position	Body back(hotspot 0mm)
Band	LTE band 7(1 RB#0)

SURFACE SAR	**VOLUME SAR**
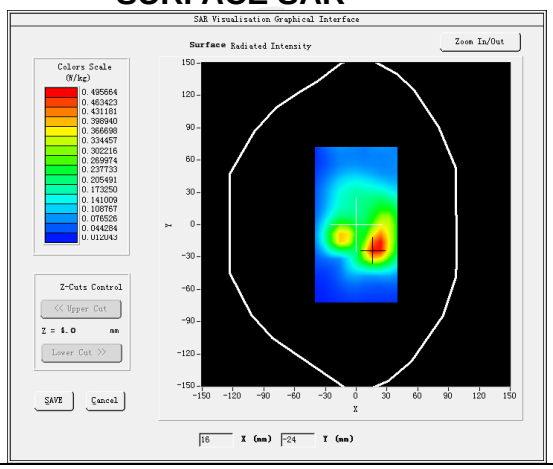	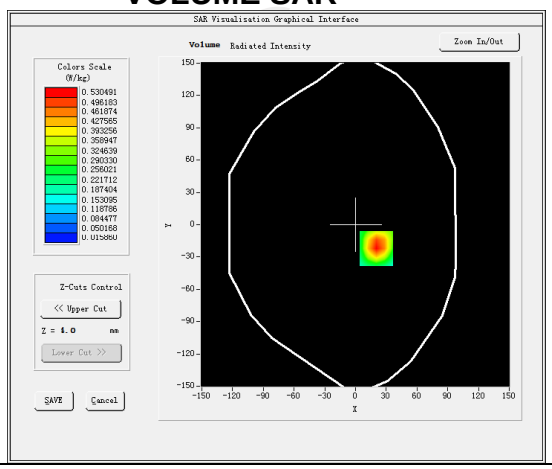

Maximum location: X=20.00, Y=-22.00 SAR Peak: 0.86 W/kg

SAR 10g (W/Kg)	0.257940
SAR 1g (W/Kg)	0.408053

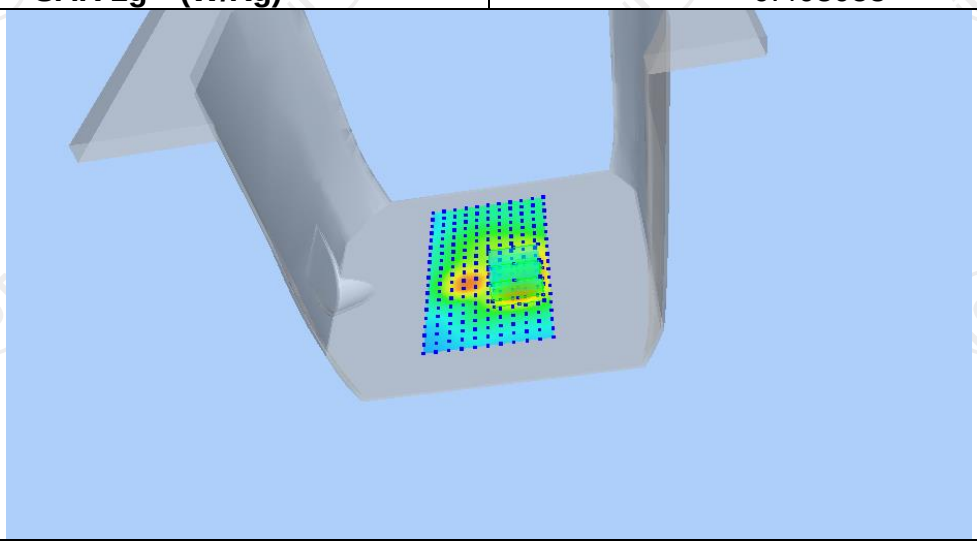

Z (mm)	0.00	4.00	9.00	14.00	19.00
SAR (W/Kg)	0.8523	0.5305	0.2818	0.1473	0.0784

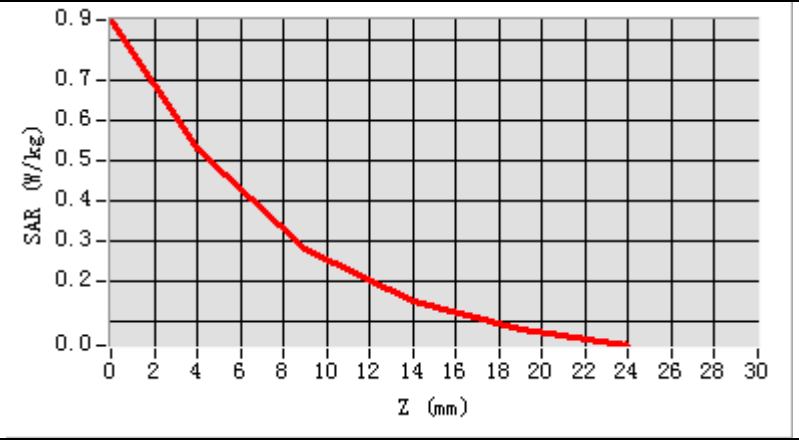

Hot spot position

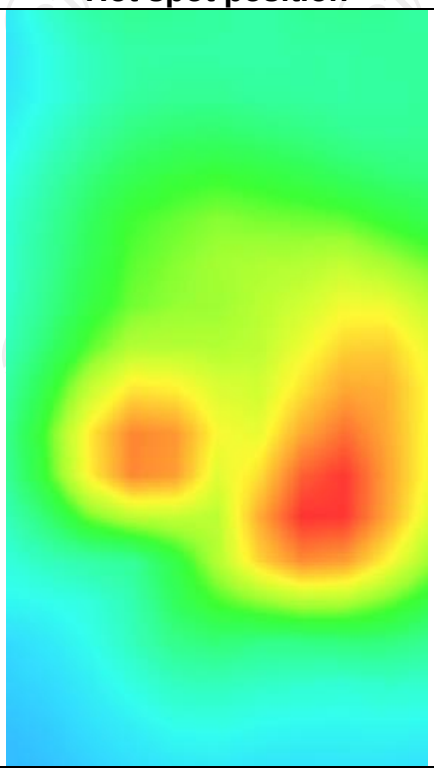

LTE Band 12

MEASUREMENT 1	
Lower Band SAR (Channel 23060):	Date: 05/17/2024
Frequency (MHz)	704.000000
Relative permittivity (real part)	41.432976
Relative permittivity (imaginary part)	12.468860
Conductivity (S/m)	0.862835
Variation (%)	-1.670000
Crest Factor	1.0
Probe Conversion factor	1.80
E-Field Probe:	SSE2 (SN 25/22 EPGO375)
Area Scan	dx=8mm dy=8mm, h= 5.00 mm
ZoomScan	5x5x7,dx=8mm dy=8mm dz=5mm,Complete/ndx=8mm dy=8mm, h= 5.00 mm
Phantom	Left head
Device Position	Cheek
Band	LTE band 12(1 RB#24)
SURFACE SAR	**VOLUME SAR**
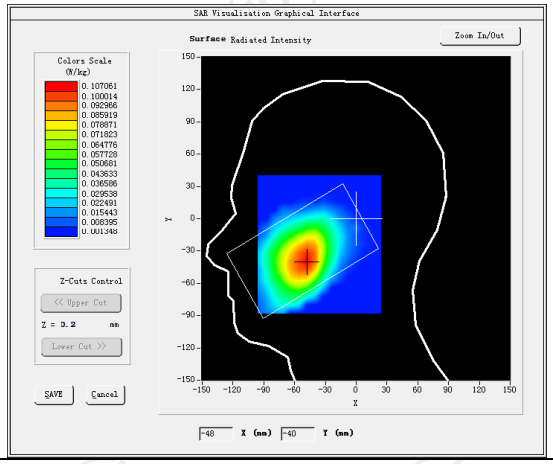	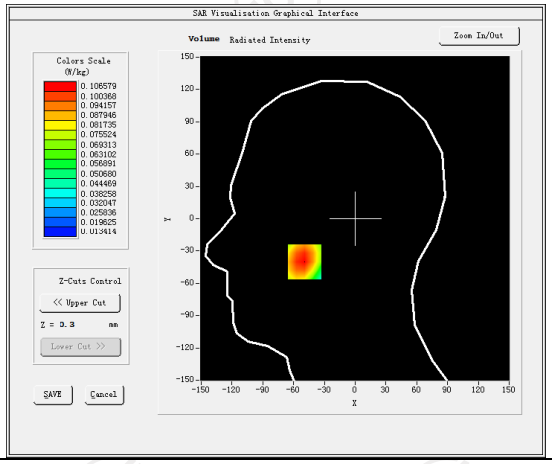
Maximum location: X=-39.00, Y=-41.00 SAR Peak: 0.11 W/kg	
SAR 10g (W/Kg)	0.072366
SAR 1g (W/Kg)	0.113483
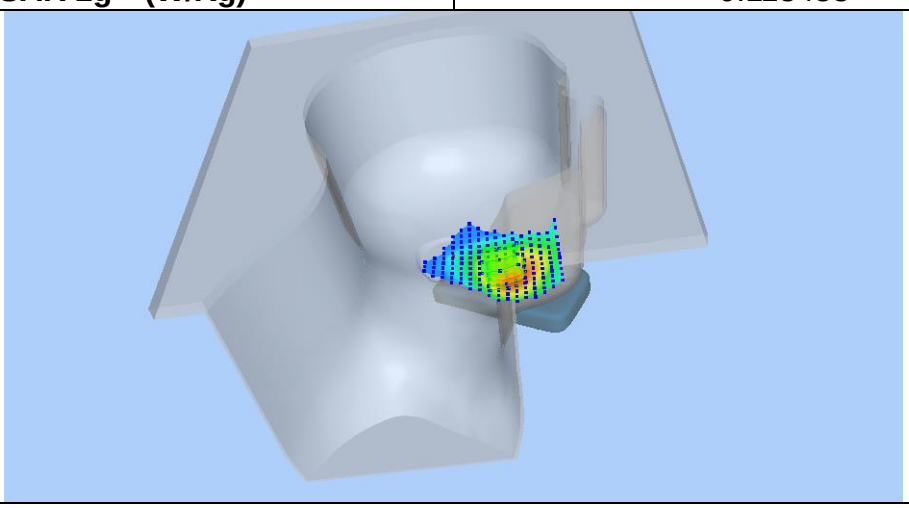	

Z (mm)	0.00	4.00	9.00	14.00	19.00
SAR (W/Kg)	0.1331	0.1051	0.0707	0.0606	0.0451

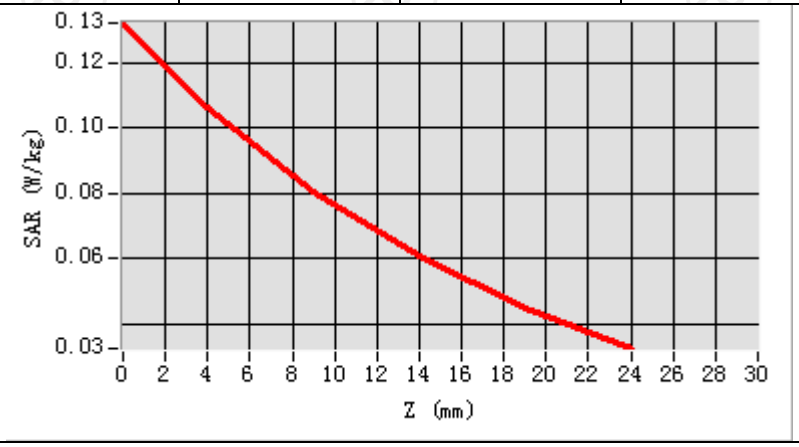

Hot spot position

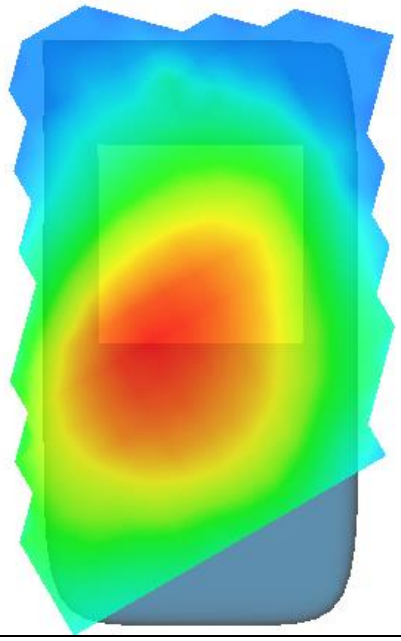

MEASUREMENT 2

Lower Band SAR (Channel 23060): Date: 05/17/2024

Frequency (MHz)	704.000000
Relative permittivity (real part)	41.432976
Relative permittivity (imaginary part)	12.468860
Conductivity (S/m)	0.862835
Variation (%)	-1.820000
Crest Factor	1.0
Probe Conversion factor	[illegible]
E-Field Probe:	[illegible]E2 (S[illegible]
Area Scan	dx=8mm [illegible]
ZoomScan	[illegible]5x5x7,[illegible]8mm dy=[illegible] dz=5mm,Compl[illegible] dx=8mm [illegible]m, h=[illegible]0 mm
Phantom	Va[illegible]
Device Position	Bo[illegible]
Band	LTE band 12(1 RB#24)
SURFACE SAR	**VOLUME SAR**

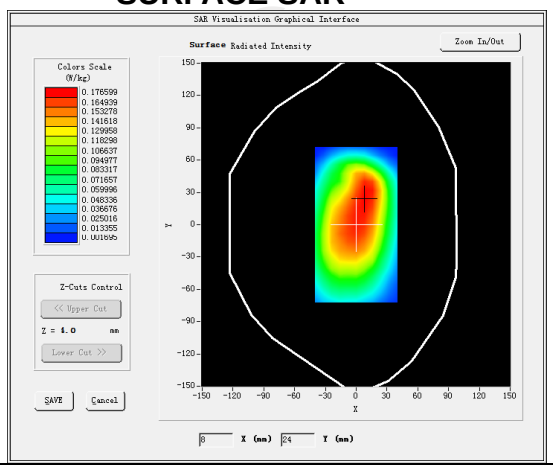

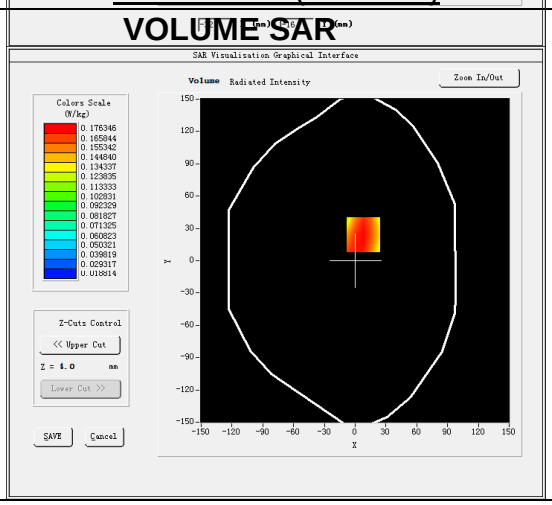

Maximum location: X=6.00, Y=14.00 SAR Peak: 0.15 W/kg	
SAR 10g (W/Kg)	0.023666
SAR 1g (W/Kg)	0.190840

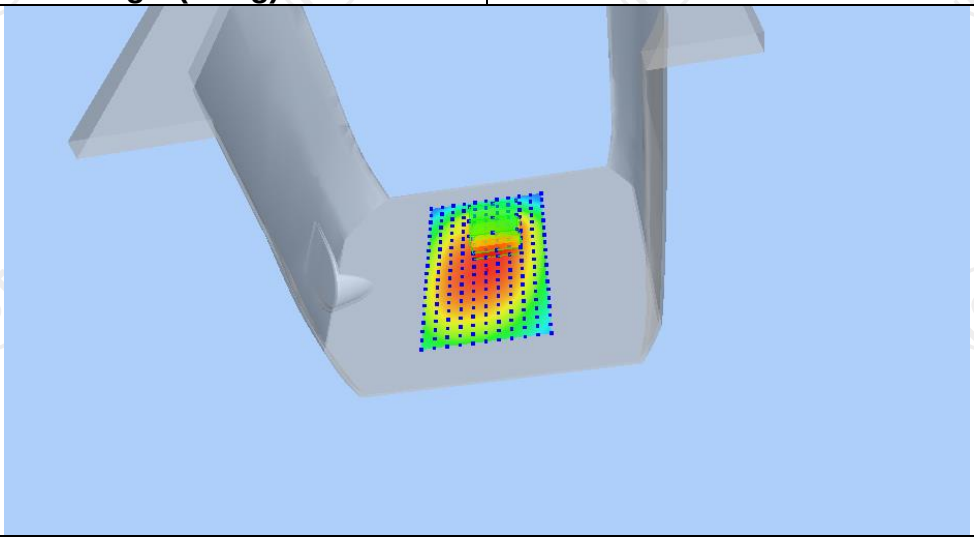

Z (mm)	0.00	4.00	9.00	14.00	19.00
SAR (W/Kg)	0.2343	0.1763	0.1220	0.0836	0.0566

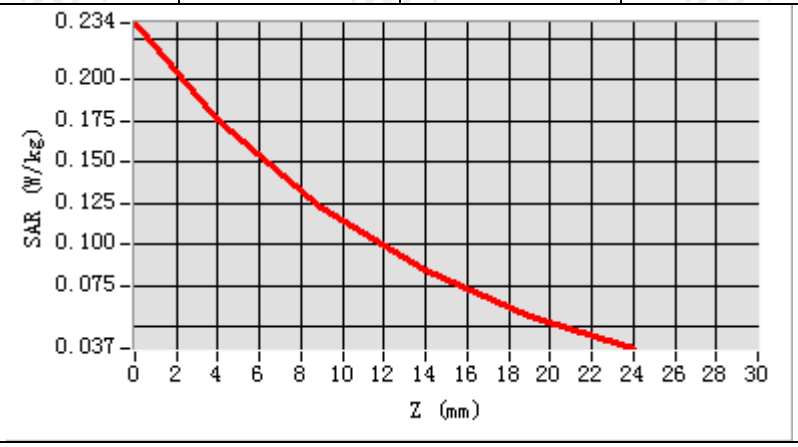

Hot spot position

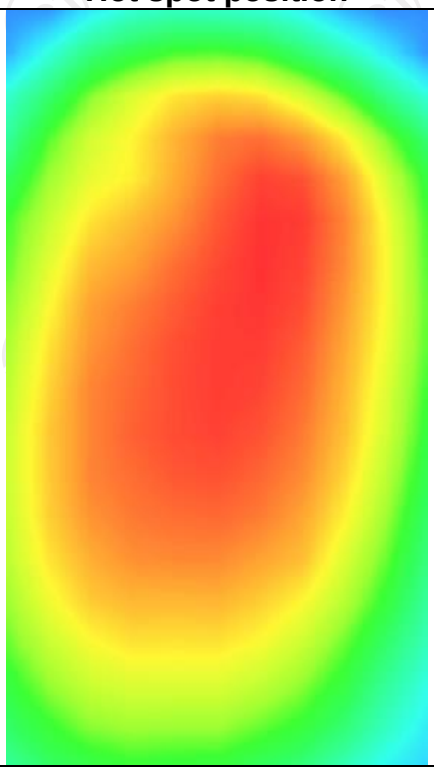

MEASUREMENT 3

Lower Band SAR (Channel 23060): Date: 05/17/2024

Frequency (MHz)	704.000000
Relative permittivity (real part)	41.432976
Relative permittivity (imaginary part)	12.468860
Conductivity (S/m)	0.862835
Variation (%)	0.060000
Crest Factor	1.0
Probe Conversion factor	1.86
E-Field Probe:	SSE2 (SN 25/22 EPGO375)
Area Scan	dx=8mm dy=8mm, h= 5.00 mm
ZoomScan	5x5x7,dx=8mm dy=8mm dz=5mm,Complete/ndx=8mm dy=8mm, h= 5.00 mm
Phantom	Validation plane
Device Position	Body back(hotspot 0mm)
Band	LTE band 12(1 RB#24)

SURFACE SAR	**VOLUME SAR**
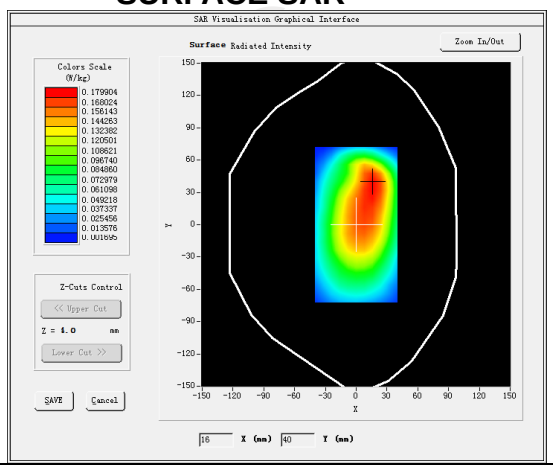	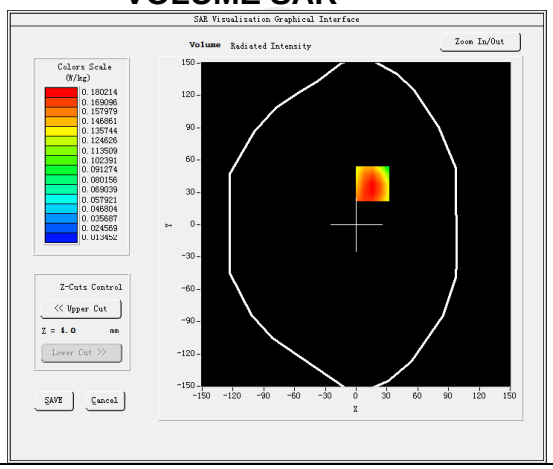

Maximum location: X=6.00, Y=28.00 SAR Peak: 0.15 W/kg

SAR 10g (W/Kg)	0.119621
SAR 1g (W/Kg)	0.182340

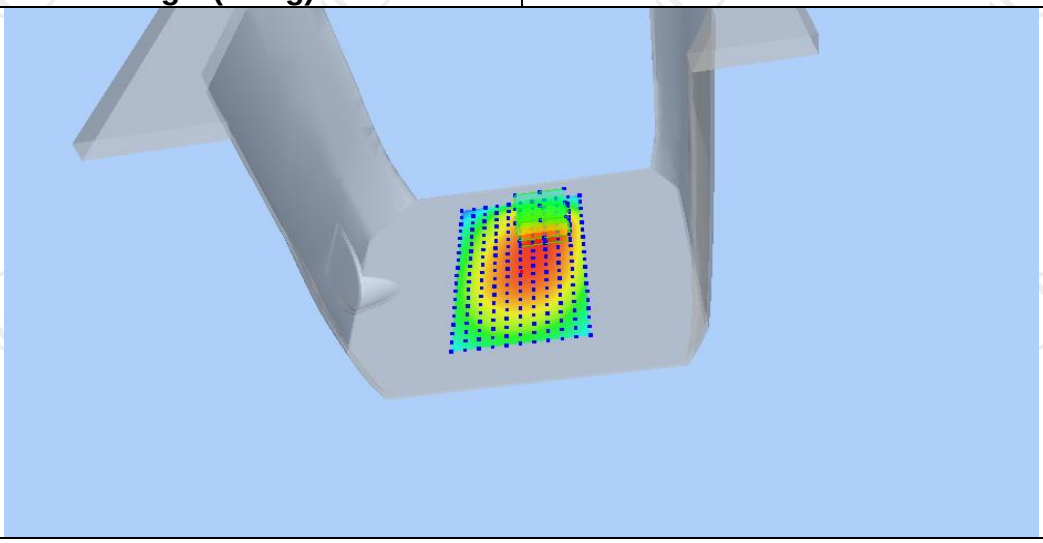

Z (mm)	0.00	4.00	9.00	14.00	19.00
SAR (W/Kg)	0.2499	0.1801	0.1173	0.0758	0.0481

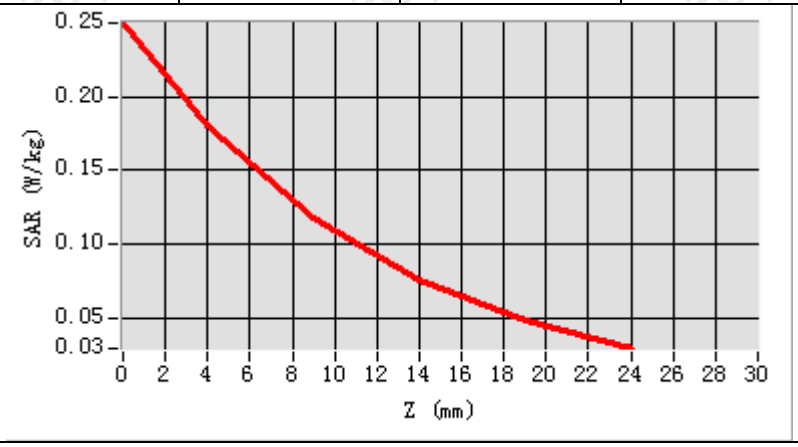

Hot spot position

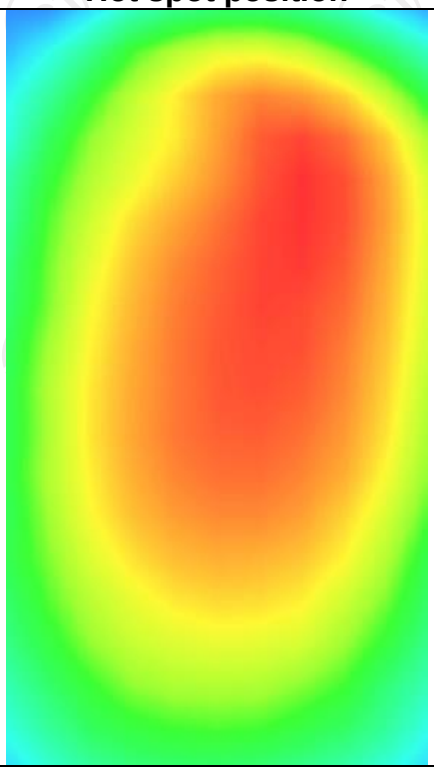

LTE Band 13

MEASUREMENT 1	
Middle Band SAR (Channel 23230):	Date: 05/17/2024
Frequency (MHz)	782.000000
Relative permittivity (real part)	41.432976
Relative permittivity (imaginary part)	12.468860
Conductivity (S/m)	0.862835
Variation (%)	-3.460000
Crest Factor	1.0
Probe Conversion factor	1.80
E-Field Probe:	SSE2 (SN 25/22 EPGO375)
Area Scan	dx=8mm dy=8mm, h= 5.00 mm
ZoomScan	5x5x7,dx=8mm dy=8mm dz=5mm,Complete/ndx=8mm dy=8mm, h= 5.00 mm
Phantom	Left head
Device Position	Cheek
Band	LTE band 13(1 RB#24)
SURFACE SAR	**VOLUME SAR**
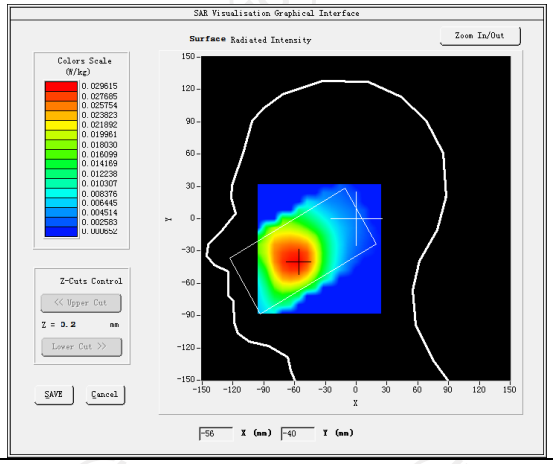	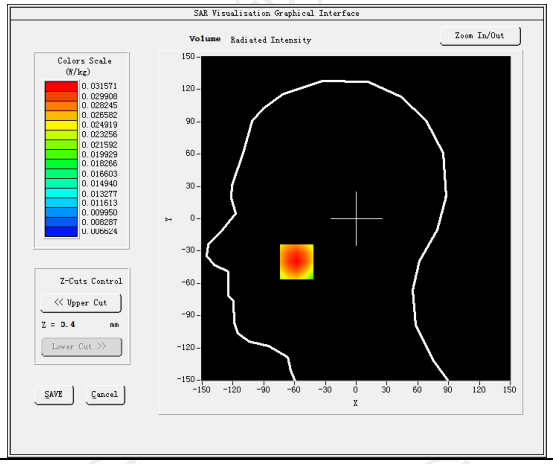
Maximum location: X=-49.00, Y=-40.00 SAR Peak: 0.13 W/kg	
SAR 10g (W/Kg)	0.073466
SAR 1g (W/Kg)	0.134583
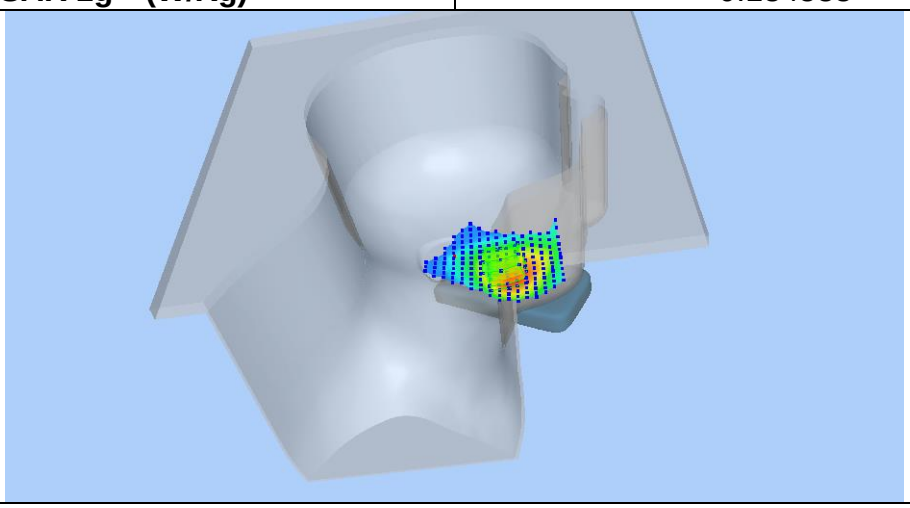	

Z (mm)	0.00	4.00	9.00	14.00	19.00
SAR (W/Kg)	0.1321	0.1066	0.0808	0.0608	0.0452

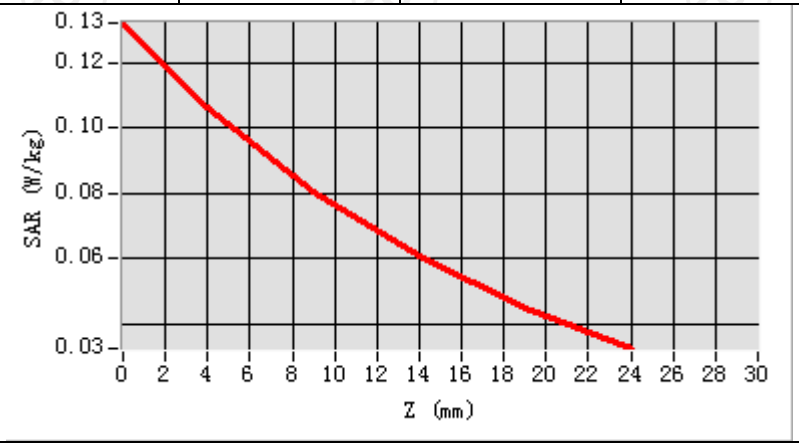

Hot spot position

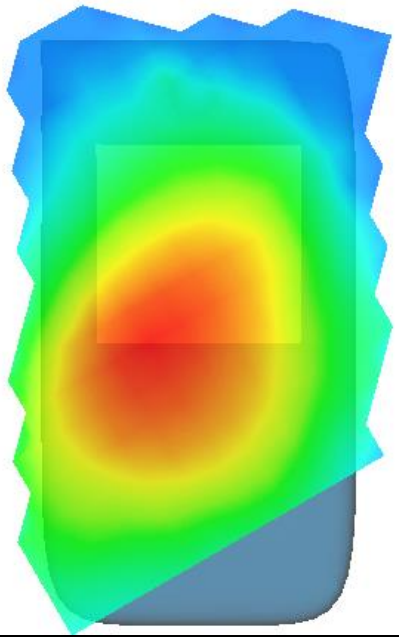

MEASUREMENT 2

Middle Band SAR (Channel 23230): Date: 05/17/2024

Frequency (MHz)	782.000000
Relative permittivity (real part)	41.432976
Relative permittivity (imaginary part)	12.468860
Conductivity (S/m)	0.862835
Variation (%)	-1.820000
Crest Factor	1.0
Probe Conversion factor	[illegible]
E-Field Probe:	[illegible]E2 (S[illegible]
Area Scan	dx=8mm [illegible]
ZoomScan	[illegible]5x5x7,[illegible]8mm dy=[illegible] dz=5mm,Compl[illegible] dx=8mm [illegible]m, h=[illegible]0 mm
Phantom	Va[illegible]
Device Position	Bo[illegible]
Band	LTE band 13(1 RB#24)
SURFACE SAR	**VOLUME SAR**

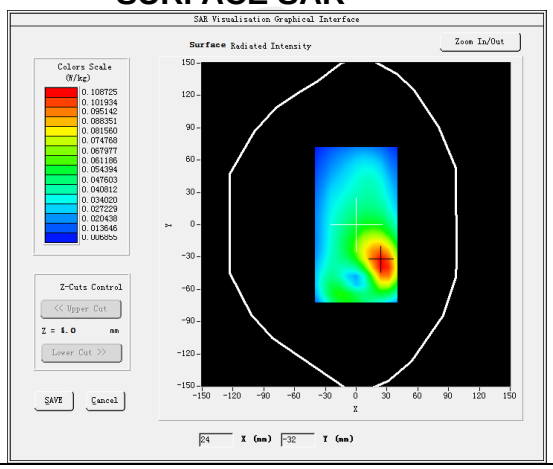

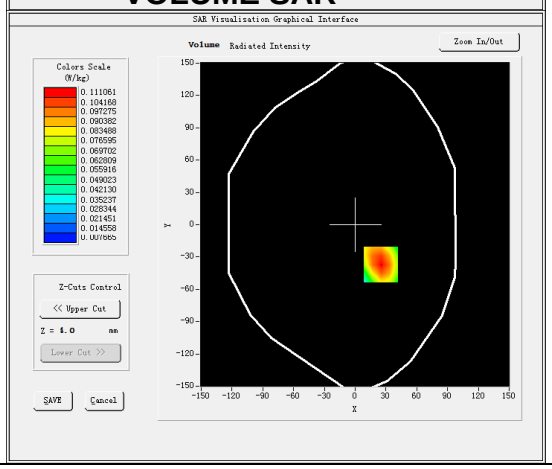

Maximum location: X=25.00, Y=-37.00 SAR Peak: 0.15 W/kg

SAR 10g (W/Kg)	0.070729
SAR 1g (W/Kg)	0.111487

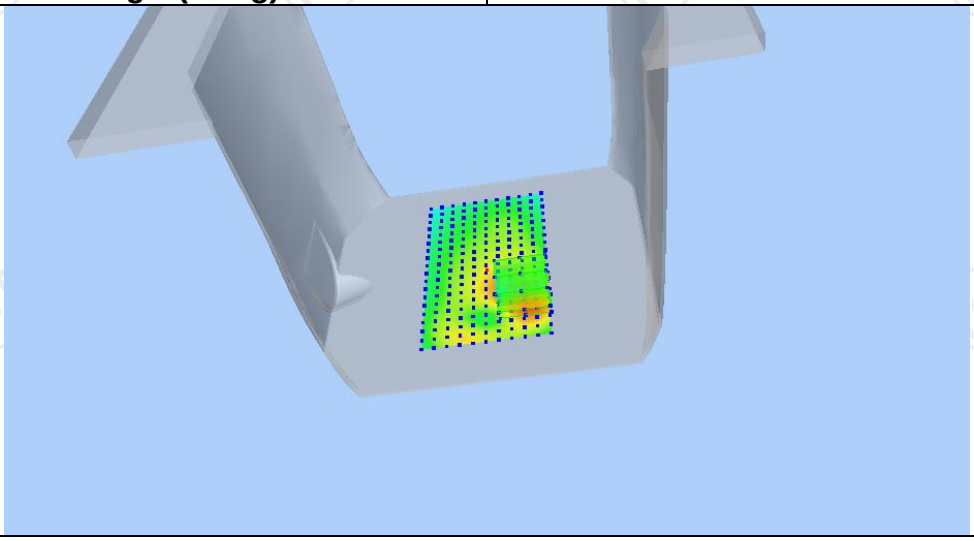

Z (mm)	0.00	4.00	9.00	14.00	19.00
SAR (W/Kg)	0.1543	0.1111	0.0732	0.0489	0.0335

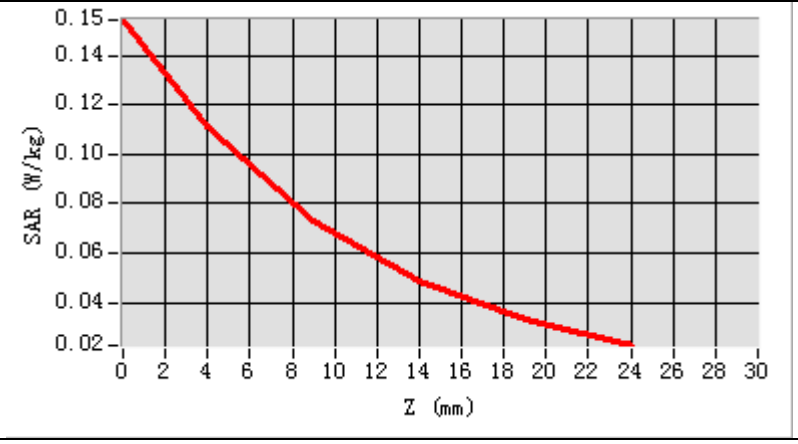

Hot spot position

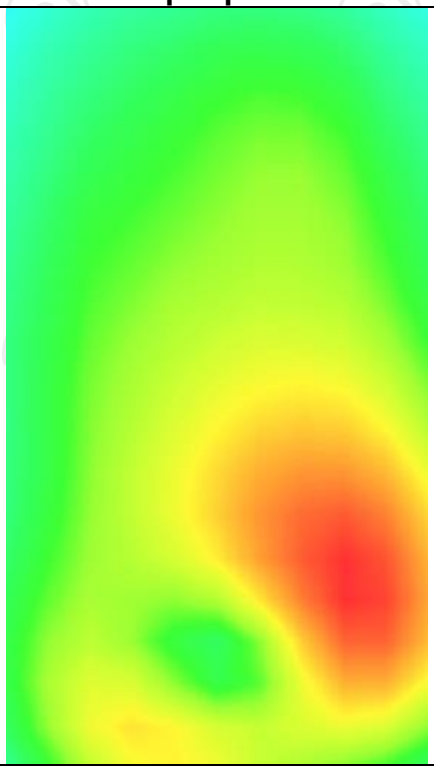

MEASUREMENT 3

Middle Band SAR (Channel 23230): Date: 05/17/2024

Frequency (MHz)	782.000000
Relative permittivity (real part)	41.432976
Relative permittivity (imaginary part)	12.468860
Conductivity (S/m)	0.862835
Variation (%)	-0.650000
Crest Factor	1.0
Probe Conversion factor	1.86
E-Field Probe:	SSE2 (SN 25/22 EPGO375)
Area Scan	dx=8mm dy=8mm, h= 5.00 mm
ZoomScan	5x5x7,dx=8mm dy=8mm dz=5mm,Complete/ndx=8mm dy=8mm, h= 5.00 mm
Phantom	Validation plane
Device Position	Body back(hotspot 0mm)
Band	LTE band 13(1 RB#24)

SURFACE SAR	**VOLUME SAR**
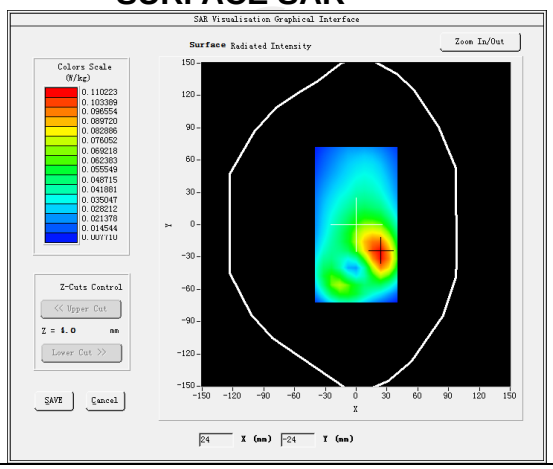	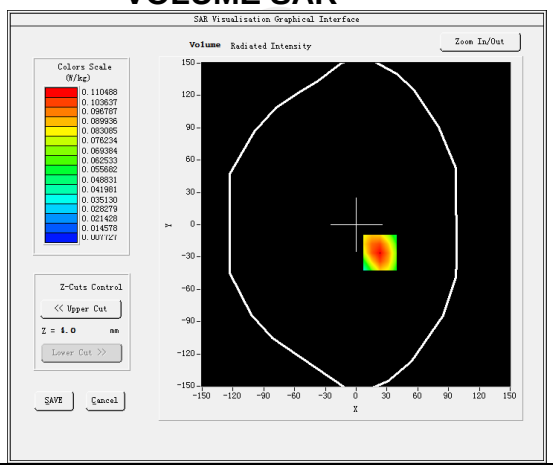

Maximum location: X=23.00, Y=-26.00 SAR Peak: 0.15 W/kg

SAR 10g (W/Kg)	0.070423
SAR 1g (W/Kg)	0.160953

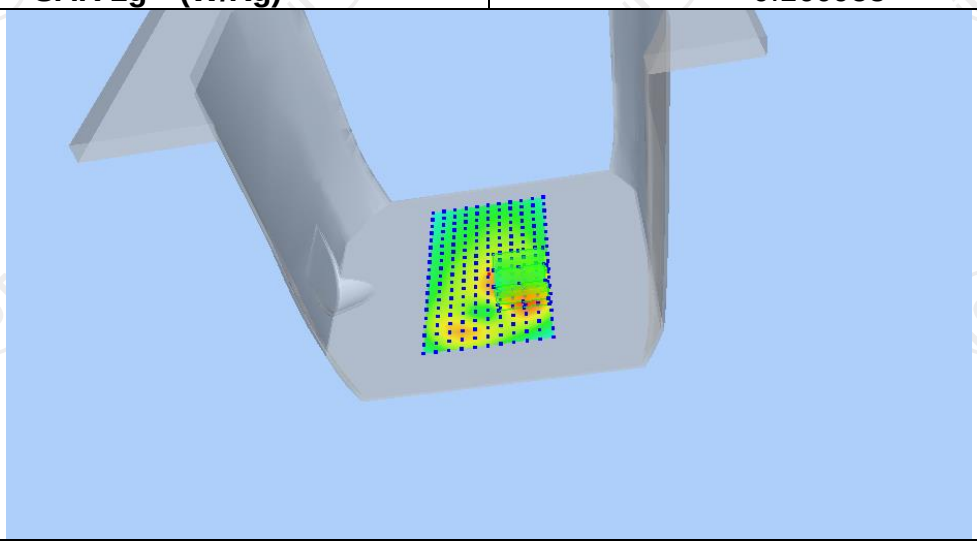

Z (mm)	0.00	4.00	9.00	14.00	19.00
SAR (W/Kg)	0.1518	0.1105	0.0738	0.0496	0.0339

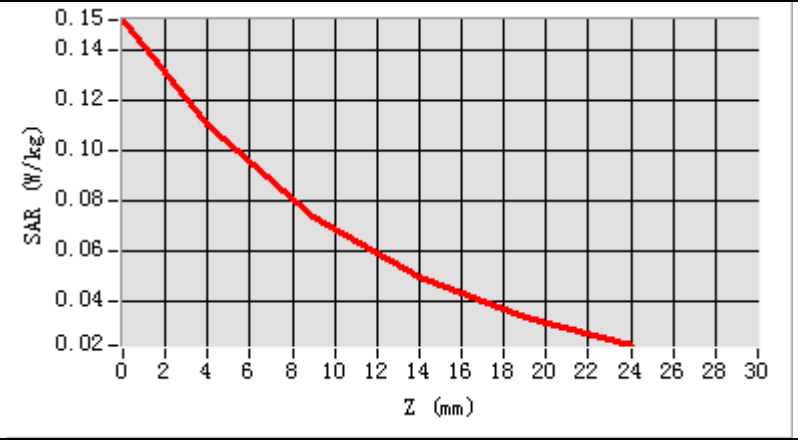

Hot spot position

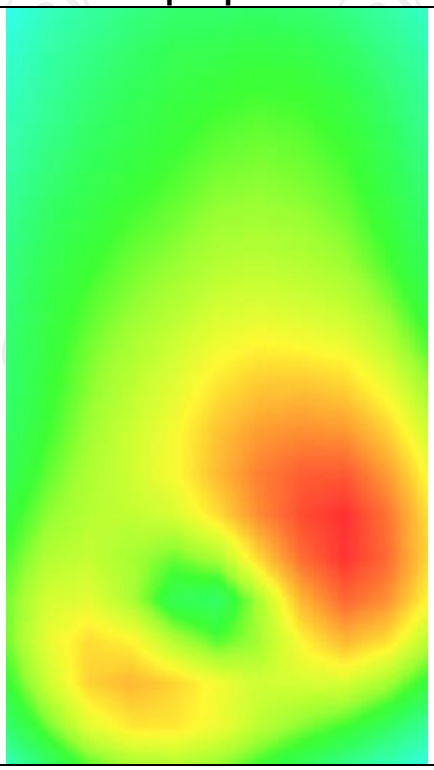

LTE Band 17

MEASUREMENT 1	
Lower Band SAR (Channel 23780):	Date: 05/17/2024
Frequency (MHz)	709.000000
Relative permittivity (real part)	41.430182
Relative permittivity (imaginary part)	12.468765
Conductivity (S/m)	0.859210
Variation (%)	0.720000
Crest Factor	1.0
Probe Conversion factor	1.80
E-Field Probe:	SSE2 (SN 25/22 EPGO375)
Area Scan	dx=8mm dy=8mm, h= 5.00 mm
ZoomScan	5x5x7,dx=8mm dy=8mm dz=5mm,Complete/ndx=8mm dy=8mm, h= 5.00 mm
Phantom	Left head
Device Position	Cheek
Band	LTE band 17(1 RB#0)
SURFACE SAR	**VOLUME SAR**
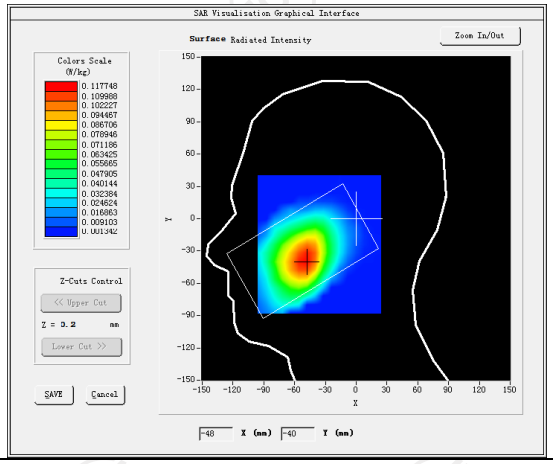	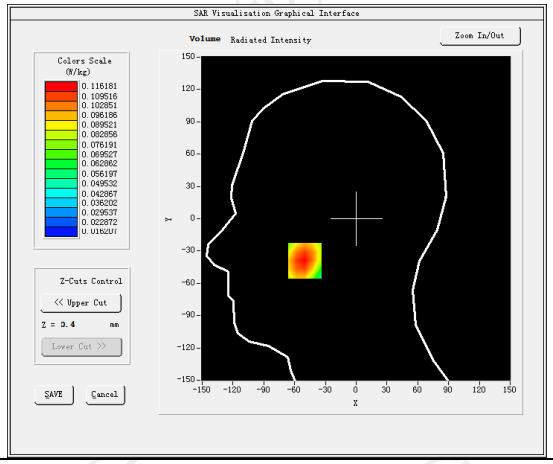
Maximum location: X=-50.00, Y=-39.00 SAR Peak: 0.14 W/kg	
SAR 10g (W/Kg)	0.081643
SAR 1g (W/Kg)	0.123733
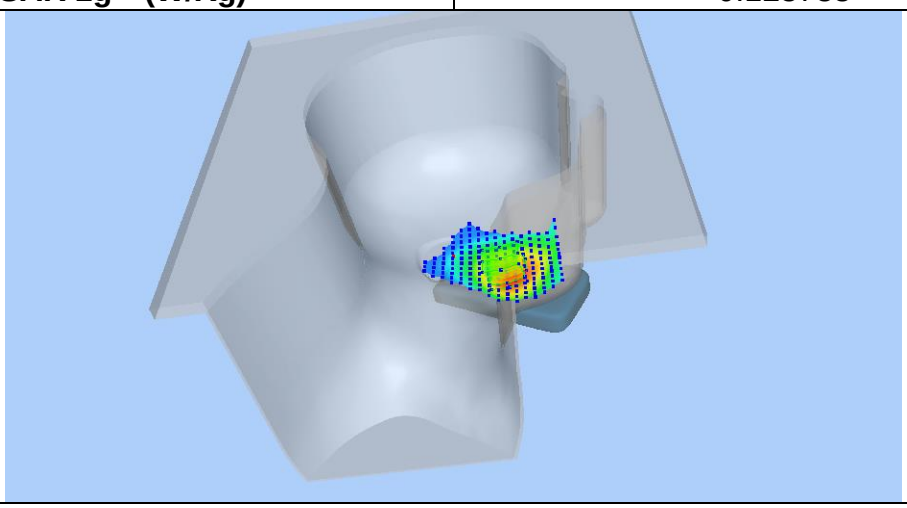	

Z (mm)	0.00	4.00	9.00	14.00	19.00
SAR (W/Kg)	0.1390	0.1162	0.0916	0.0710	0.0539

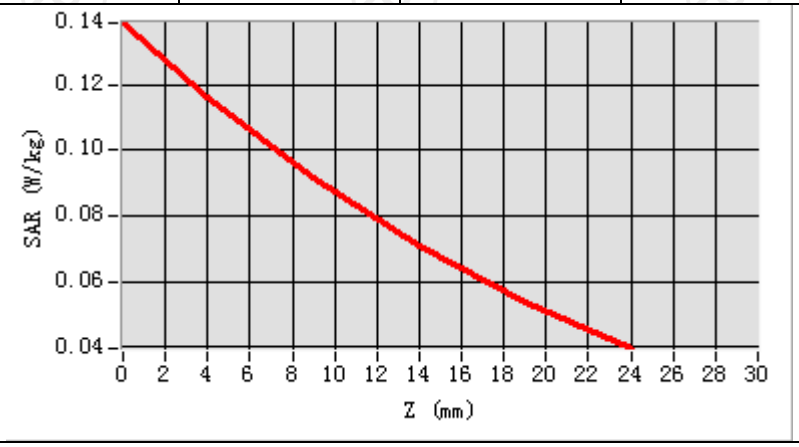

Hot spot position

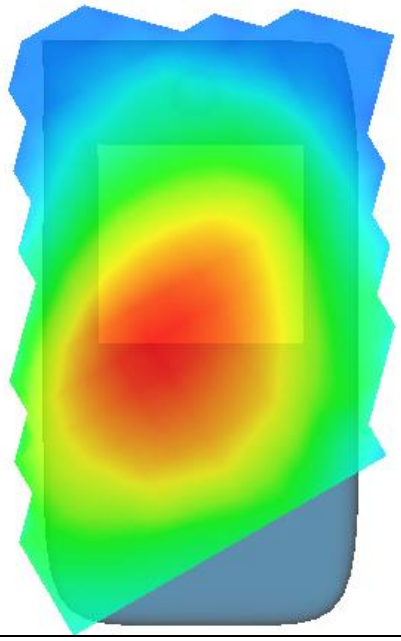

MEASUREMENT 2

Lower Band SAR (Channel 23780): Date: 05/17/2024

Frequency (MHz)	709.000000
Relative permittivity (real part)	41.430182
Relative permittivity (imaginary part)	12.468765
Conductivity (S/m)	0.859210
Variation (%)	1.290000
Crest Factor	1.0
Probe Conversion factor	1.86
E-Field Probe:	SSE2 (SN 25/22 EPGO375)
Area Scan	dx=8mm dy=8mm, h= 5.00 mm
ZoomScan	5x5x7,dx=8mm dy=8mm dz=5mm,Complete/ndx=8mm dy=8mm, h= 5.00 mm
Phantom	Validation plane
Device Position	Body back(0mm)
Band	LTE band 17(1 RB#0)

SURFACE SAR	**VOLUME SAR**
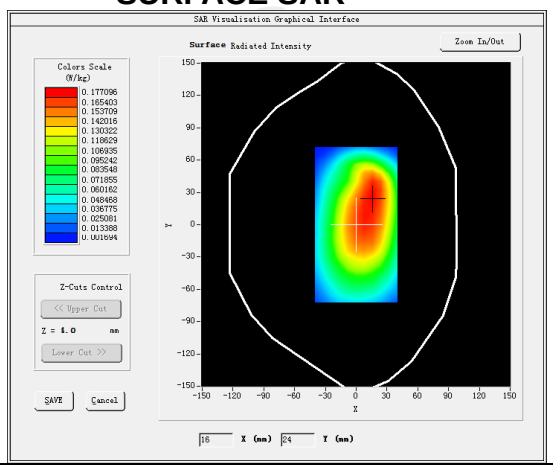	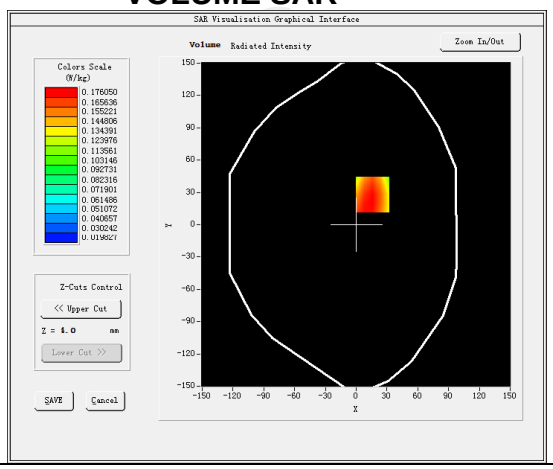

Maximum location: X=16.00, Y=28.00 SAR Peak: 0.23 W/kg

SAR 10g (W/Kg)	0.122715
SAR 1g (W/Kg)	0.200877

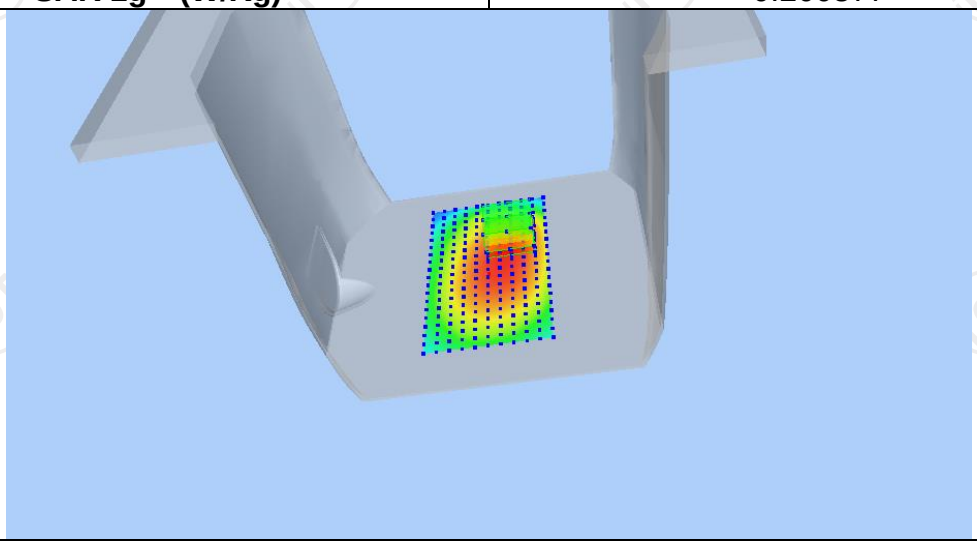

Z (mm)	0.00	4.00	9.00	14.00	19.00
SAR (W/Kg)	0.3647	0.1761	0.1123	0.0891	0.0484

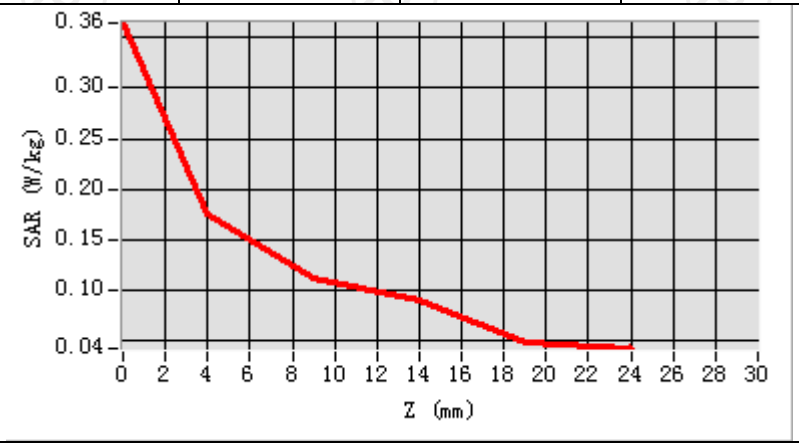

Hot spot position

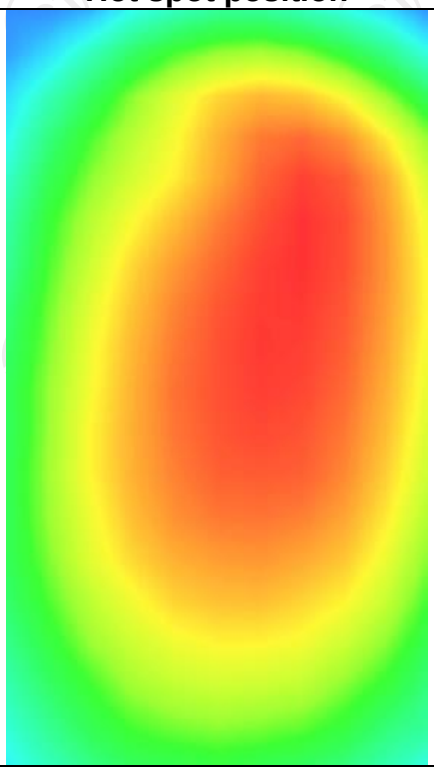

MEASUREMENT 3

Lower Band SAR (Channel 23780): Date: 05/17/2024

Frequency (MHz)	709.000000
Relative permittivity (real part)	41.430182
Relative permittivity (imaginary part)	12.468765
Conductivity (S/m)	0.859210
Variation (%)	2.170000
Crest Factor	1.0
Probe Conversion factor	1.86
E-Field Probe:	SSE2 (SN 25/22 EPGO375)
Area Scan	dx=8mm dy=8mm, h= 5.00 mm
ZoomScan	5x5x7,dx=8mm dy=8mm dz=5mm,Complete/ndx=8mm dy=8mm, h= 5.00 mm
Phantom	Validation plane
Device Position	Body back(hotspot 0mm)
Band	LTE band 17(1 RB#0)

SURFACE SAR	**VOLUME SAR**
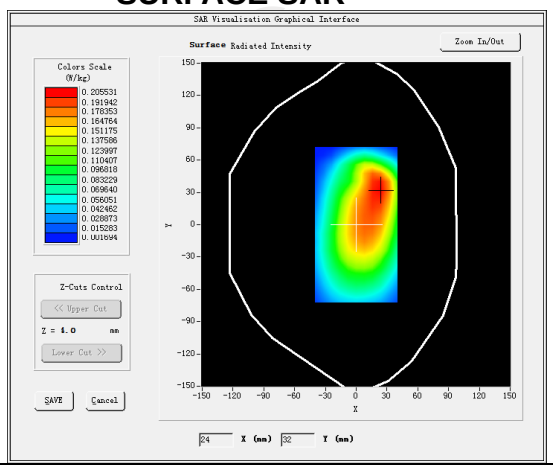	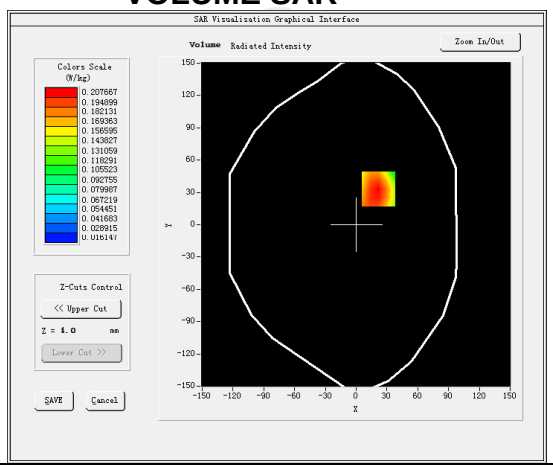

Maximum location: X=22.00, Y=33.00 SAR Peak: 0.29 W/kg

SAR 10g (W/Kg)	0.138321
SAR 1g (W/Kg)	0.211390

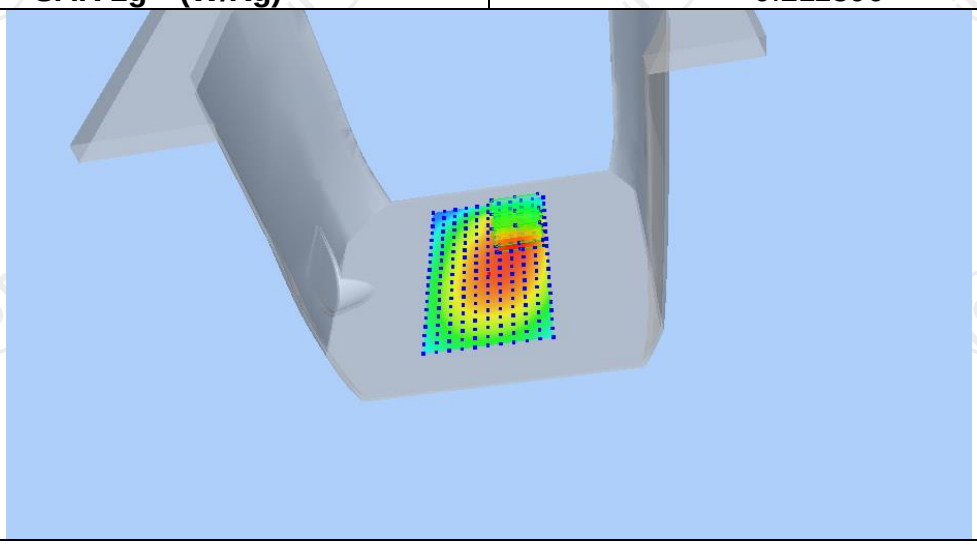

Z (mm)	0.00	4.00	9.00	14.00	19.00
SAR (W/Kg)	0.2842	0.2077	0.1378	0.0901	0.0578

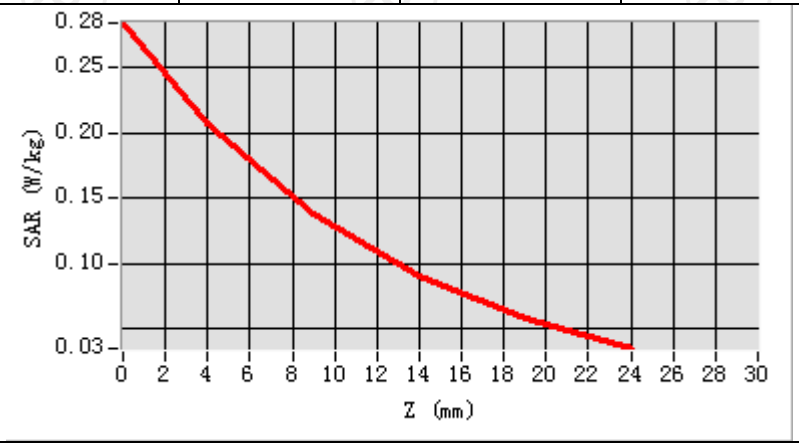

Hot spot position

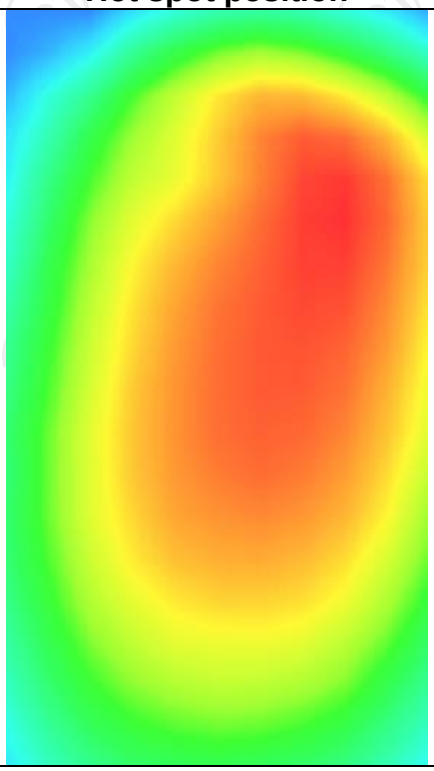

LTE Band 25

MEASUREMENT 1	
Middle Band SAR (Channel 26365):	Date: 06/10/2024
Frequency (MHz)	1882.500000
Relative permittivity (real part)	39.065208
Relative permittivity (imaginary part)	14.607628
Conductivity (S/m)	1.342108
Variation (%)	-1.250000
Crest Factor	1.0
Probe Conversion factor	2.08
E-Field Probe:	SSE2 (SN 25/22 EPGO375)
Area Scan	dx=8mm dy=8mm, h= 5.00 mm
ZoomScan	5x5x7,dx=8mm dy=8mm dz=5mm,Complete/ndx=8mm dy=8mm, h= 5.00 mm
Phantom	Left head
Device Position	Cheek
Band	LTE band 25 (1 RB#49)
SURFACE SAR	**VOLUME SAR**
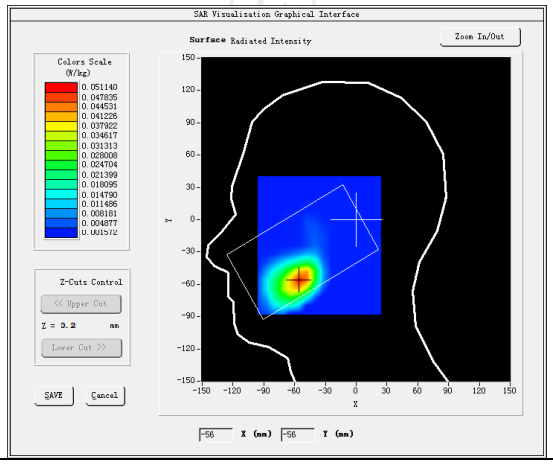	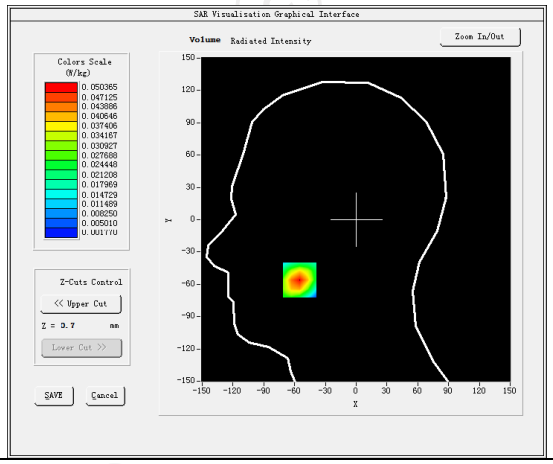
Maximum location: X=-32.00, Y=-14.00 SAR Peak: 0.53 W/kg	
SAR 10g (W/Kg)	0.100930
SAR 1g (W/Kg)	0.333160

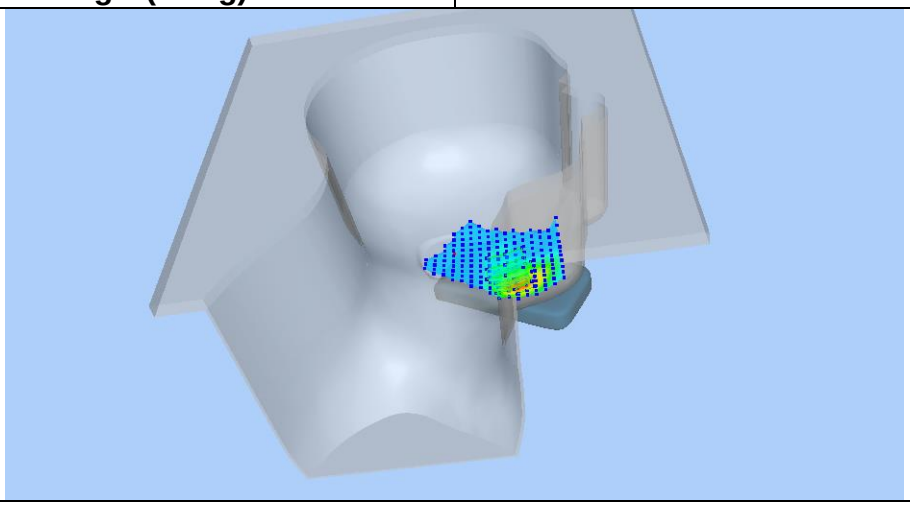

Z (mm)	0.00	4.00	9.00	14.00	19.00
SAR (W/Kg)	0.7280	0.5221	0.3395	0.2200	0.1423

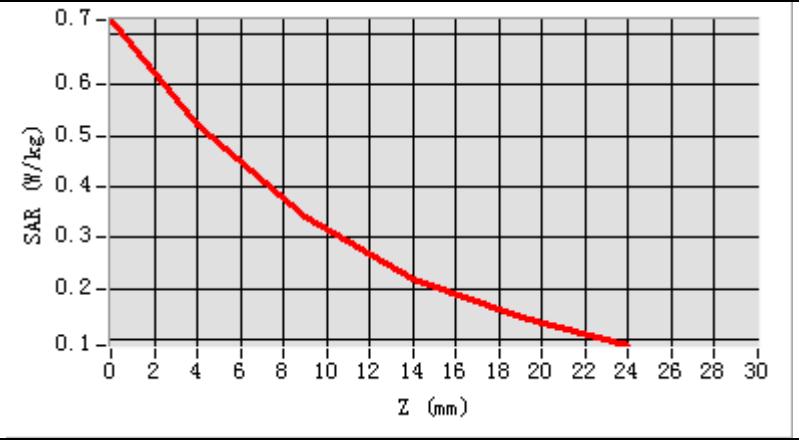

Hot spot position

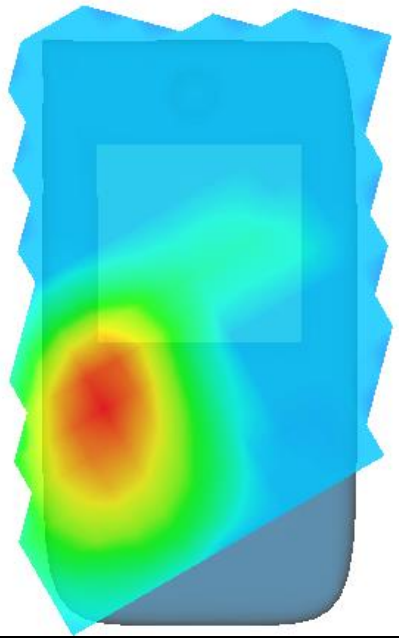

MEASUREMENT 2

Middle Band SAR (Channel 26365): Date: 06/10/2024

Frequency (MHz)	1882.500000
Relative permittivity (real part)	39.065208
Relative permittivity (imaginary part)	14.607628
Conductivity (S/m)	1.342108
Variation (%)	-0.130000
Crest Factor	1.0
Probe Conversion factor	2.16
E-Field Probe:	SSE2 (SN 25/22 EPGO375)
Area Scan	dx=8mm dy=8mm, h= 5.00 mm
ZoomScan	5x5x7,dx=8mm dy=8mm dz=5mm,Complete/ndx=8mm dy=8mm, h= 5.00 mm
Phantom	Validation plane
Device Position	Body back(0mm)
Band	LTE band 25 (1 RB#49)

SURFACE SAR	**VOLUME SAR**
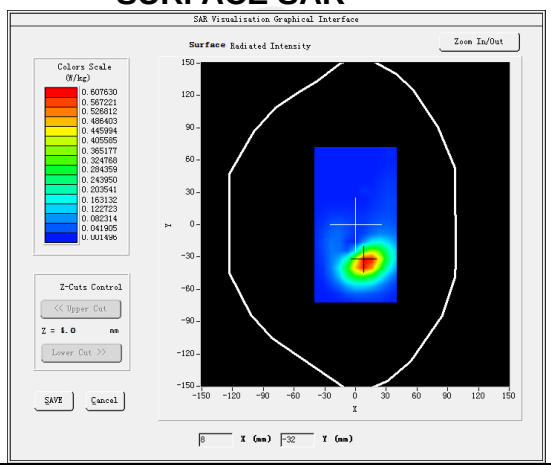	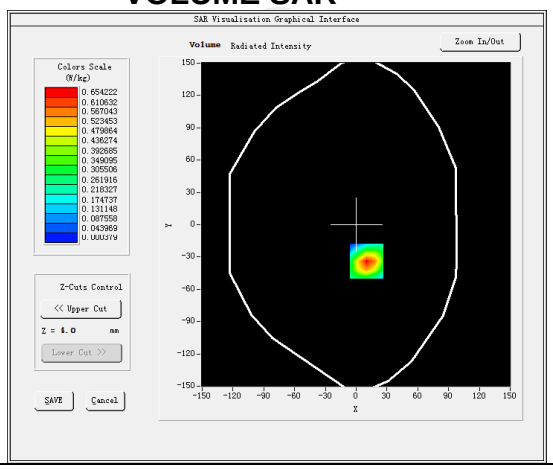

Maximum location: X=20.00, Y=-32.00 SAR Peak: 1.02 W/kg

SAR 10g (W/Kg)	0.300142
SAR 1g (W/Kg)	0.601212

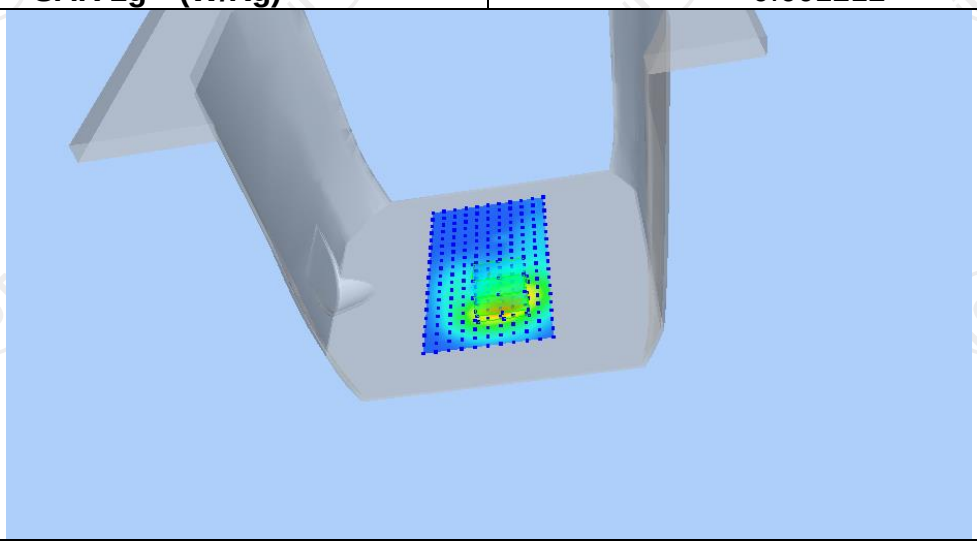

Z (mm)	0.00	4.00	9.00	14.00	19.00
SAR (W/Kg)	1.0328	0.6542	0.3586	0.1964	0.1115

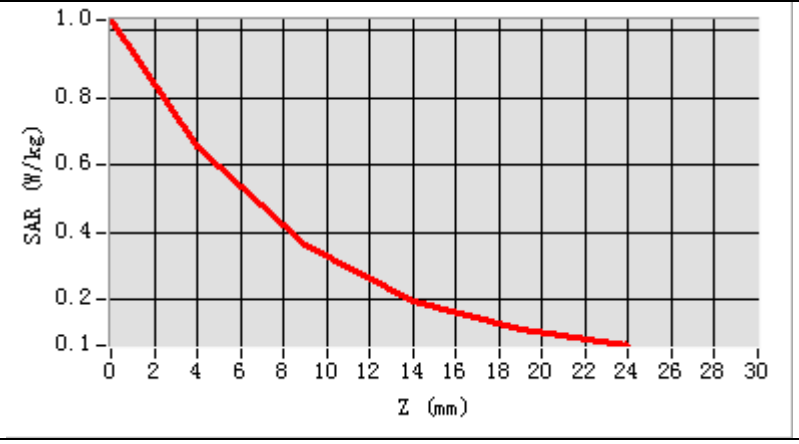

Hot spot position

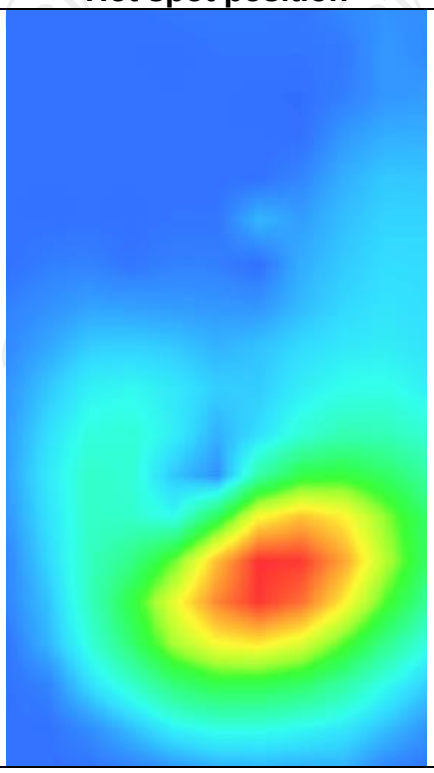

MEASUREMENT 3

Middle Band SAR (Channel 26365): Date: 06/10/2024

Frequency (MHz)	1882.500000
Relative permittivity (real part)	39.065208
Relative permittivity (imaginary part)	14.607628
Conductivity (S/m)	1.342108
Variation (%)	-0.270000
Crest Factor	1.0
Probe Conversion factor	2.16
E-Field Probe:	SSE2 (SN 25/22 EPGO375)
Area Scan	dx=8mm dy=8mm, h= 5.00 mm
ZoomScan	5x5x7,dx=8mm dy=8mm dz=5mm,Complete/ndx=8mm dy=8mm, h= 5.00 mm
Phantom	Validation plane
Device Position	Body back(hotspot 0mm)
Band	LTE band 25 (1 RB#49)

SURFACE SAR	**VOLUME SAR**
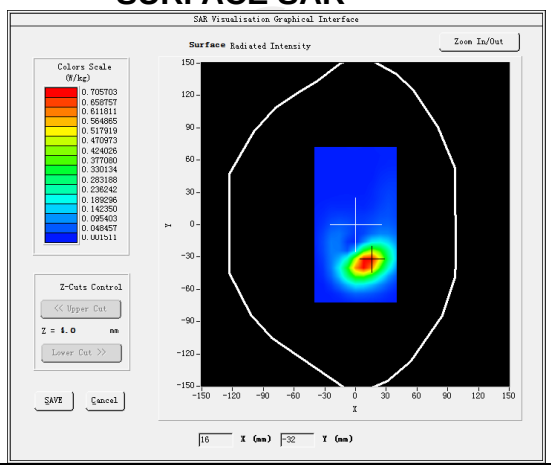	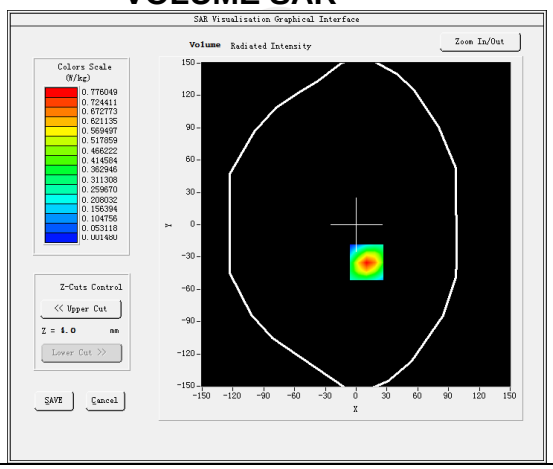

Maximum location: X=9.00, Y=-30.00 SAR Peak: 1.00 W/kg

SAR 10g (W/Kg)	0.352250
SAR 1g (W/Kg)	0.711180

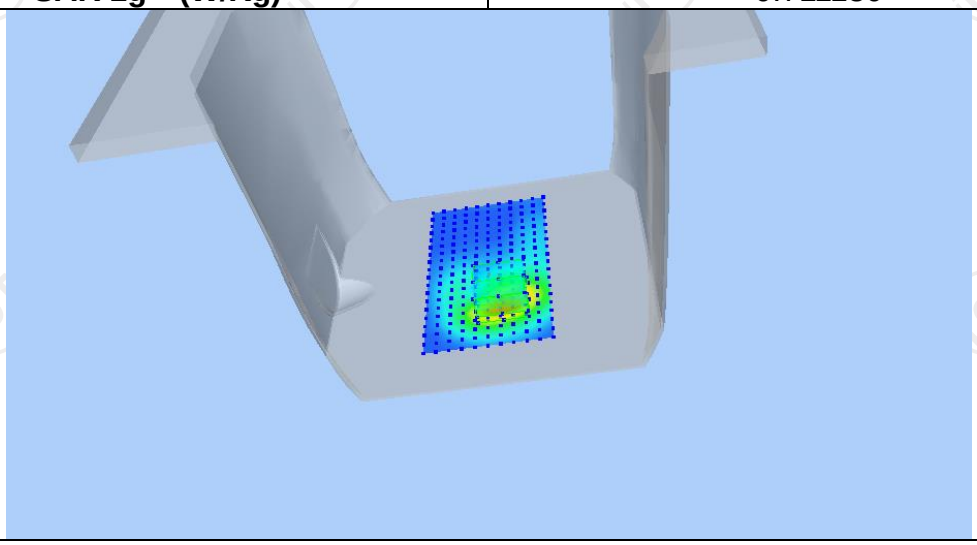

Z (mm)	0.00	4.00	9.00	14.00	19.00
SAR (W/Kg)	1.1879	0.7760	0.4425	0.2492	0.1412

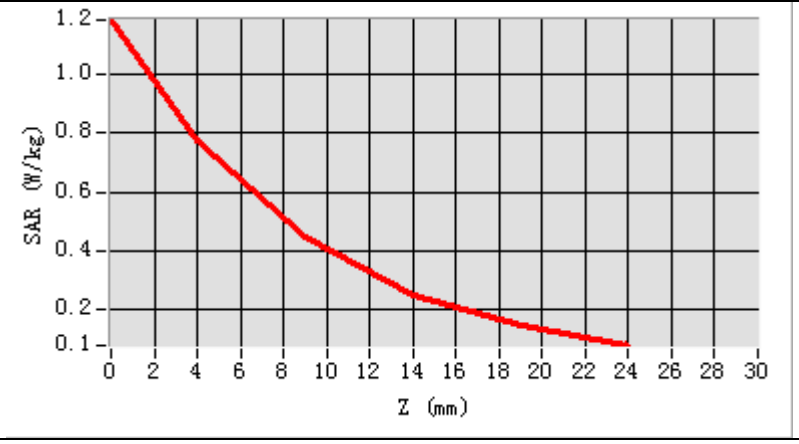

Hot spot position

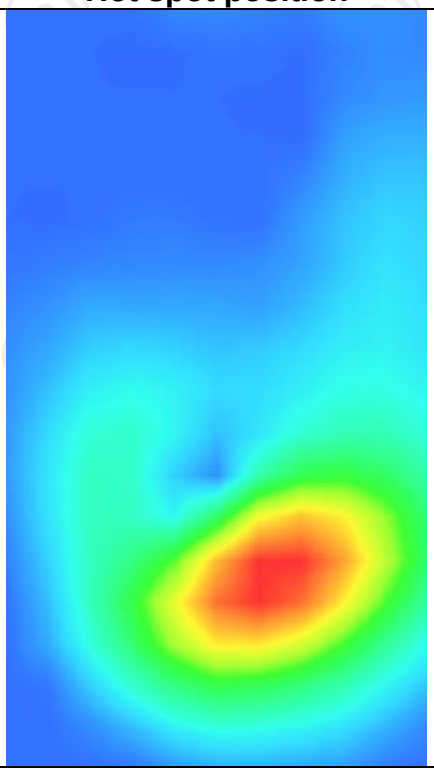

LTE Band 26-1

MEASUREMENT 1	
Lower Band SAR (Channel 26740):	Date: 05/21/2024
Frequency (MHz)	819.000000
Relative permittivity (real part)	41.422976
Relative permittivity (imaginary part)	18.468860
Conductivity (S/m)	0.882835
Variation (%)	1.320000
Crest Factor	1.0
Probe Conversion factor	1.80
E-Field Probe:	SSE2 (SN 25/22 EPGO375)
Area Scan	dx=8mm dy=8mm, h= 5.00 mm
ZoomScan	5x5x7,dx=8mm dy=8mm dz=5mm,Complete/ndx=8mm dy=8mm, h= 5.00 mm
Phantom	Left head
Device Position	Cheek
Band	LTE band 26(1 RB#0)
SURFACE SAR	**VOLUME SAR**
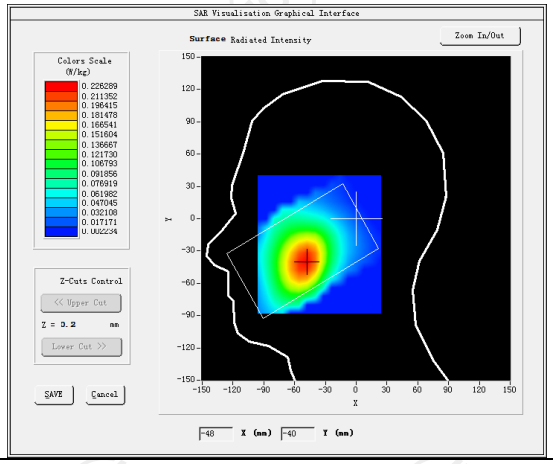	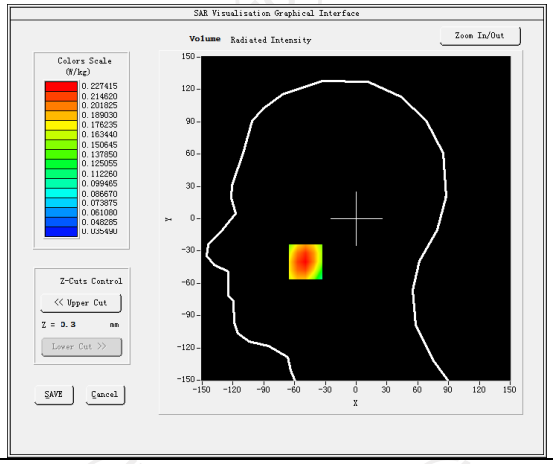
Maximum location: X=-40.00, Y=-41.00 SAR Peak: 0.17 W/kg	
SAR 10g (W/Kg)	0.157551
SAR 1g (W/Kg)	0.215212

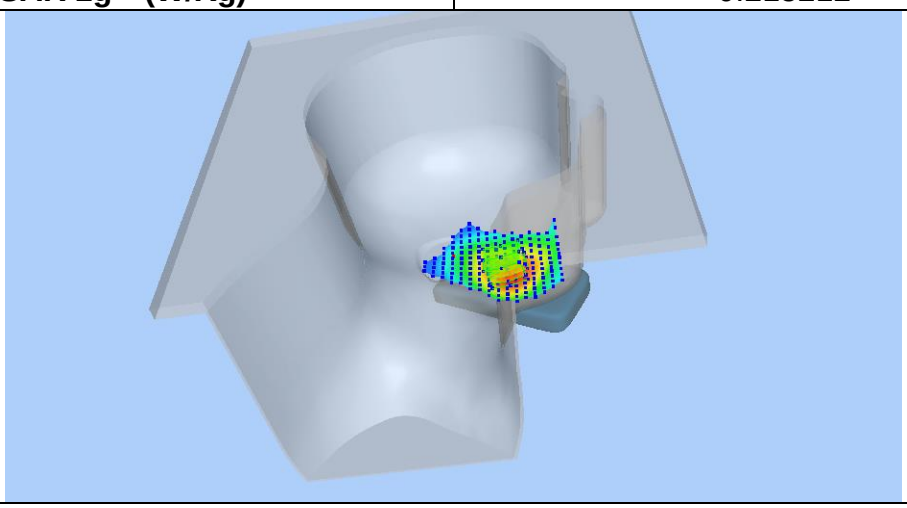

Z (mm)	0.00	4.00	9.00	14.00	19.00
SAR (W/Kg)	0.2741	0.2262	0.1734	0.1371	0.1037

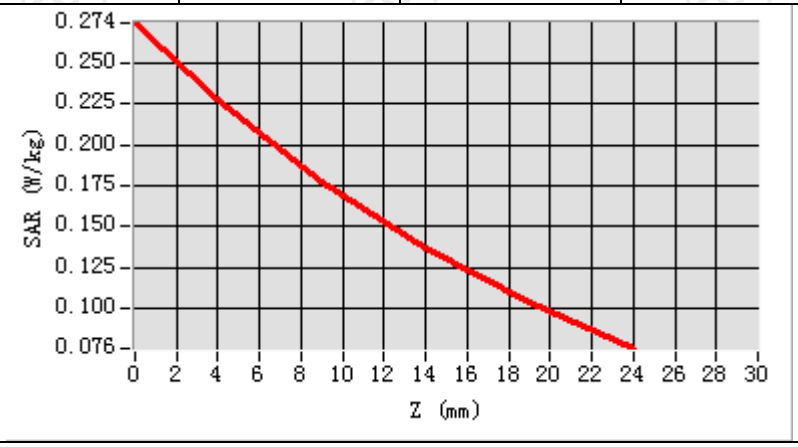

Hot spot position

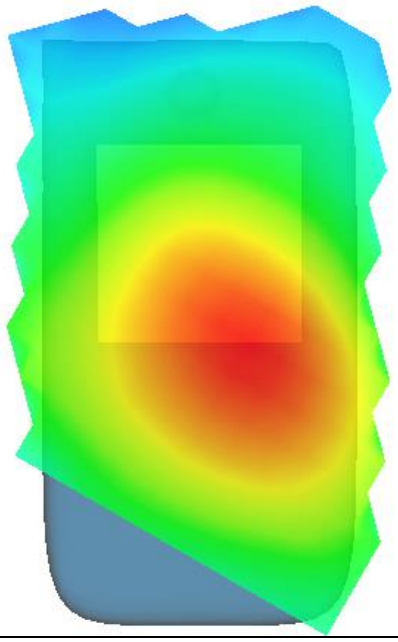

MEASUREMENT 2

Lower Band SAR (Channel 26740): Date: 05/21/2024

Frequency (MHz)	819.000000
Relative permittivity (real part)	41.422976
Relative permittivity (imaginary part)	18.468860
Conductivity (S/m)	0.882835
Variation (%)	1.100000
Crest Factor	1.0
Probe Conversion factor	1.86
E-Field Probe:	SSE2 (SN 25/22 EPGO375)
Area Scan	dx=8mm dy=8mm, h= 5.00 mm
ZoomScan	5x5x7,dx=8mm dy=8mm dz=5mm,Complete/ndx=8mm dy=8mm, h= 5.00 mm
Phantom	Validation plane
Device Position	Body back(0mm)
Band	LTE band 26(1 RB#0)

SURFACE SAR	**VOLUME SAR**
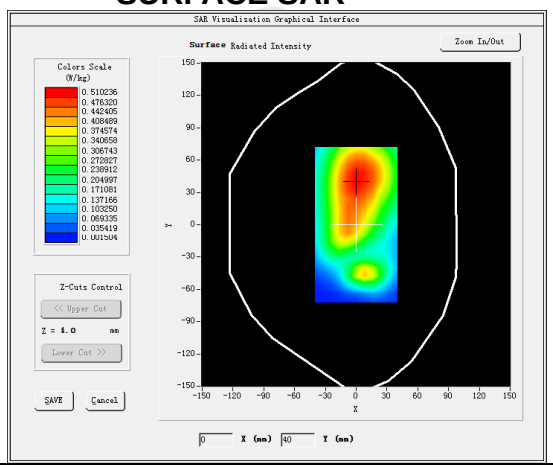	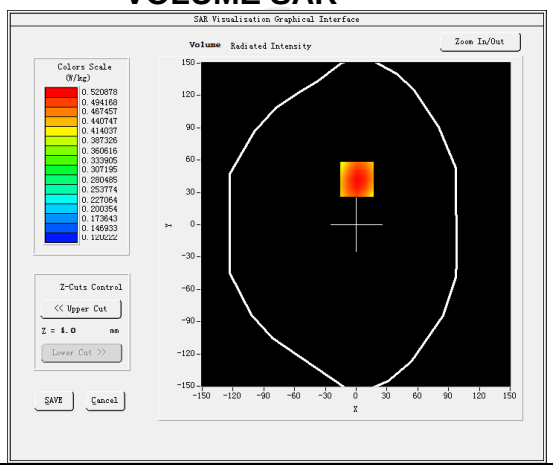

Maximum location: X=2.00, Y=32.00 SAR Peak: 0.52 W/kg

SAR 10g (W/Kg)	0.371244
SAR 1g (W/Kg)	0.501571

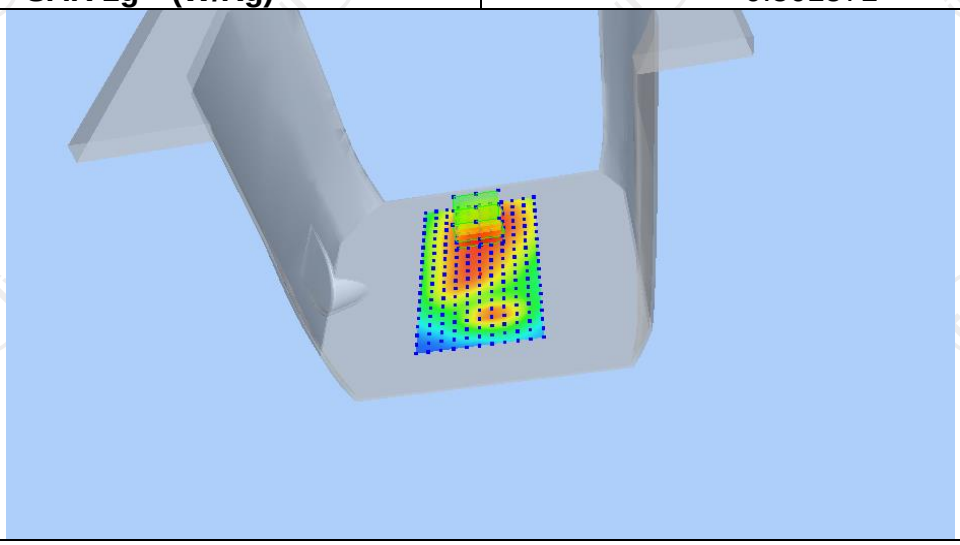

Z (mm)	0.00	4.00	9.00	14.00	19.00
SAR (W/Kg)	0.6443	0.5218	0.4011	0.3054	0.2324

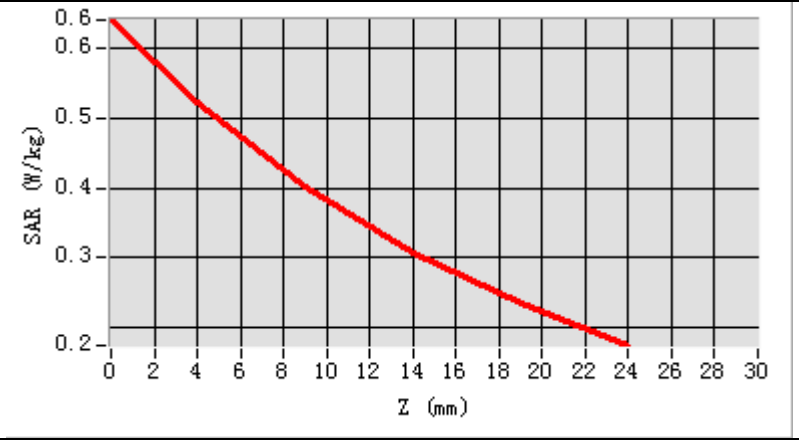
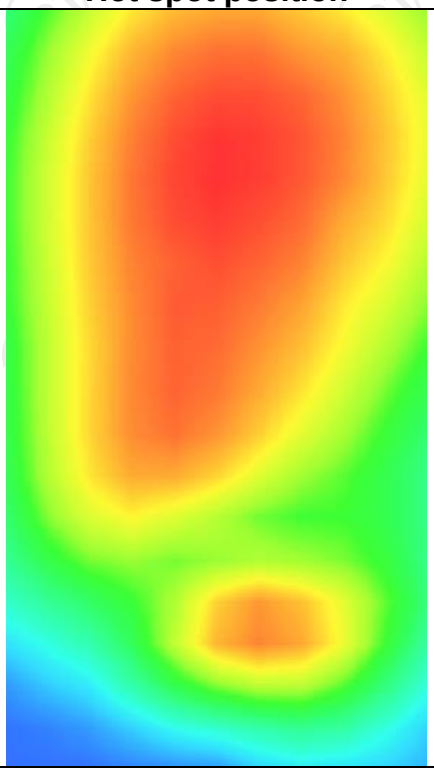
Hot spot position