MINI Printer Manual

Please read the instructions carefully before using this product

The specification is for reference only, the specific operation shall be in kind

Brief Introduction

Welcome and thank you for choosing our products, in order to understand and use our products more quickly, it is recommended that you read this manual carefully before use, and keep it properly for future reference. Warnings and precautions in the instruction manual should be complied with. If there is any reference error, we hope that users will understand that the design content will be changed without notice.

This product is a unique shape, exquisite design, easy to operate children's digital printer, designed for children's digital products, so that children in use to learn more imagination play, experience the fun of nature.

Key/interface specification

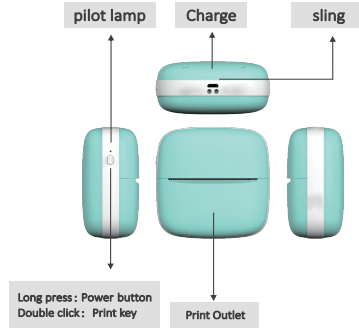

Use the wizard

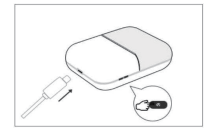

1. First use please charge first, long press the power key 3 seconds to boot.

2. Apple store or Google search : Fun print , installed APP to use.

Fun print

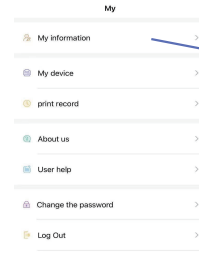

3. After bluetooth is enabled, use the app downloaded from the mobile phone to connect to the Bluetooth printer in the TAB bar of "My Device". After successful connection, the note can be printed.

Paper replacement course

1. Take out the old paper roll and put the new paper roll in the direction shown. The paper should be put straight and not crooked. (Note: The new thermosensitive paper needs to be exposed to 2 cm of paper bin length so that the machine can absorb paper automatically when the paper bin is shaped)

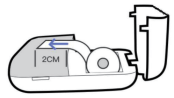

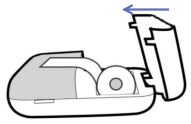

2. Cover the paper bin, the machine can automatically absorb paper after normal use.

3. After the above steps are correct, the machine can print normally.

Battery Warning Note

1. Please use 5V charger to charge according to the specification to avoid damage to the machine.
2. Disassembly, impact, extrusion or fire are prohibited;
3. If severe bulging occurs, do not continue to use;
4. Do not put in high temperature environment, battery after immersion is prohibited to use;
5. Replacement with the wrong type of battery can be explosive, be sure to follow the instructions to dispose of used batteries.

Matters needing attention

1. When charging, please gently insert or pull out the charging line to prevent excessive force damage to the port;
2. After charging, please unplug the charging line in time;
3. In order to avoid danger, do not use or charge in high temperature, high humidity, excessive smoke and dust environment, such as: bathroom, steam room, open fire, etc;
4. Improper charging may lead to print head damage;
5. Do not touch the print head to prevent overheating and scalding;
6. Tear paper blade sharp, be careful not to touch.

Fun print

FCC Statement

This equipment has been tested and found to comply with the limits for a Class B digital device, pursuant to Part 15 of the FCC Rules. These limits are designed to provide reasonable protection against harmful interference in a residential installation. This equipment generates uses and can radiate radio frequency energy and, if not installed and used in accordance with the instructions, may cause harmful interference to radio communications. However, there is no guarantee that interference will not occur in a particular installation. If this equipment does cause harmful interference to radio or television reception, which can be determined by turning the equipment off and on, the user is encouraged to try to correct the interference by one or more of the following measures:

-- Reorient or relocate the receiving antenna.

-- Increase the separation between the equipment and receiver.

-- Connect the equipment into an outlet on a circuit different from that to which the receiver is connected.

-- Consult the dealer or an experienced radio/TV technician for help.

This device complies with part 15 of the FCC Rules. Operation is subject to the following two conditions: (1) This device may not cause harmful interference, and (2) this device must accept any interference received, including interference that may cause undesired operation.

Changes or modifications not expressly approved by the party responsible for compliance could void the user's authority to operate the equipment.