RF TEST REPORT

Report No.: 20231017G13141X-W10

Product Name: 5G Mobile Phone

Model No.: NX769J

FCC ID: SWSCT48

Applicant: Nubia Technology Co., Ltd.

Address: Room 1801, Building 2, Chongwen Park, Nanshan Zhiyuan, No.3370, Liuxian Rd, Nanshan District, Shenzhen City, Guangdong Province, P. R. China

Dates of Testing: 10/09/2023 - 11/21/2023

Issued by: CCIC Southern Testing Co., Ltd.

Lab Location: Electronic Testing Building, No. 43 Shahe Road, Xili Street, Nanshan District, Shenzhen, Guangdong, China.

Tel： 86 755 26627338 **Fax：** 86 755 26627238

This test report consists of 172 pages in total. It may be duplicated completely for legal use with the approval of the applicant. It should not be reproduced except in full, without the written approval of our laboratory. The client should not use it to claim product endorsement by CCIC-SET. The test results in the report only apply to the tested sample. The test report shall be invalid without all the signatures of testing engineers, reviewer and approver. Any objections must be raised to CCIC-SET within 15 days since the date when the report is received. It will not be taken into consideration beyond this limit.

Test Report

Product .....:	5G Mobile Phone
Brand Name.....:	REDMAGIC
Trade Name .....:	REDMAGIC
Applicant.....:	Nubia Technology Co., Ltd.
Applicant Address.....:	Room 1801, Building 2, Chongwen Park, Nanshan Zhiyuan, No.3370, Liuxian Rd, Nanshan District, Shenzhen City, Guangdong Province, P. R. China
Manufacturer .....:	Nubia Technology Co., Ltd.
Manufacturer Address .....:	Room 1801, Building 2, Chongwen Park, Nanshan Zhiyuan, No.3370, Liuxian Rd, Nanshan District, Shenzhen City, Guangdong Province, P. R. China
Test Standards .....:	47 CFR Part 2/22/24/27/90
Test Result.....:	Pass

Tested by .....: 2023.11.22

Chuiwang Zhang, Test Engineer

Reviewed by .....: 2023.11.22

Chris You, Senior Engineer

Approved by .....: 2023.11.22

Yang Fan, Manager

Table of Contents

1. GENERAL INFORMATION 5
1.1. EUT Description 5
1.2. EUT Antenna Information 6
1.3. Maximum ERP/EIRP, Frequency Tolerance and Emission Designator 7
1.4. Test Standards and Results 10
1.5. Test Configuration of Equipment Under Test 12
1.6. Measurement Results Explanation Example 14
1.7. Laboratory Facilities 14
1.8. Test Environment Conditions 14
2. 47 CFR PART 2 REQUIREMENTS 15
2.1. Conducted Output Power and ERP/EIRP 15
2.2. Peak-to-average power ratio (PAPR) 17
2.3. 99% Occupied Bandwidth and 26dB Emission Bandwidth 19
2.4. Conducted Band Edge 21
2.5. Conducted Spurious Emission 25
2.6. Radiated Spurious Emission 27
2.7. Frequency Stability 36
3. LIST OF MEASURING EQUIPMENT 38
4. UNCERTAINTY OF EVALUATION 39
APPENDIX A 40
Conducted Output Power and ERP/EIRP 40
99% Occupied Bandwidth and 26dB Emission Bandwidth 103
Frequency Stability 123
Conducted Band Edge 128

Change History		
Issue	Date	Reason for change
1.0	2023.11.22	First edition

1. GENERAL INFORMATION

1.1. EUT Description

Product Name	5G Mobile Phone	
Model No.	NX769J	
EUT supports Radios application	LTE Band 2/4/5/7/12/17/26/40/41/66	
Frequency Range(Tx)	LTE Band 2: 1850MHz~1910MHz LTE Band 4: 1710MHz~1755MHz LTE Band 5: 824MHz~849MHz LTE Band 7: 2500MHz~2570MHz LTE Band 12: 699MHz~716MHz LTE Band 17: 704MHz~716MHz LTE Band 26(Part 90): 814MHz~824MHz LTE Band 26(Part 22): 824MHz~849MHz LTE Band 40(Block A): 2305MHz~2315MHz LTE Band 40(Block B): 2350MHz~2360MHz LTE Band 41: 2496MHz~2690MHz LTE Band 66: 1710MHz~1780MHz	
Channel Bandwidth	LTE Band 2/4/66: 1.4MHz/3MHz/5MHz/10MHz/15MHz/20MHz LTE Band 5/12/26(Part 90): 1.4MHz/3MHz/5MHz/10MHz LTE Band 26(Part 22): 1.4MHz/3MHz/5MHz/10MHz/15MHz LTE Band 7/41: 5MHz/10MHz/15MHz/20MHz LTE Band 17/40: 5MHz/10MHz	
Modulation Type	QPSK/16QAM/64QAM(downlink only)	
Maximum ERP/EIRP	LTE Band 2: 22.07dBm LTE Band 4: 21.94dBm LTE Band 5: 17.50dBm LTE Band 7: 22.16dBm LTE Band 12: 17.61dBm LTE Band 17: 17.40dBm	LTE Band 26(Part 22): 17.57dBm LTE Band 26(Part 90): 17.62dBm LTE Band 40(Block A): 21.73dBm LTE Band 40(Block B): 21.73dBm LTE Band 41: 22.56dBm LTE Band 66: 21.82dBm
Antenna Type	Internal Antenna	
Power supply	Rechargeable Li-ion Polymer Battery DC (3.89*2Series)V/3100mAh	

1.2. EUT Antenna Information

The antenna gains and types provided by the manufacturer are as follows:

LTE Bands	Frequency Range (MHz)	Ant 2 Antenna Gain (dBi)	Ant 4 Antenna Gain (dBi)	Ant 3 Antenna Gain (dBi)
Band 2	1850~1910	-3.0	-1.5	/
Band 4	1710~1755	-3.0	-1.5	/
Band 5	824~849	-3.4	/	-4.5
Band 7	2500~2570	-2.2	-1.5	/
Band 12	699~716	-4.7	/	-4.9
Band 17	704~716	-4.7	/	-4.9
Band 26	814~849	-3.4	/	-4.5
Band 40	2305~2315 2350~2360	-2.2	-1.6	/
Band 41	2496~2690	-2.2	-1.8	/
Band 66	1710~1780	-3.0	-1.5	/

Note 1: The information of antenna gain and cable loss is provided by the manufacturer and our lab is not responsible for the accuracy of the antenna gain and cable loss information.

Note 2: EUT supports DPDT(Double Pole Double Throw) transfer switch, LTE Band 5/12/17/26(TX) can switch between Ant2 and Ant3, LTE Band 2/4/7/40/41/66(TX) can switch between Ant4 and Ant2.

1.3. Maximum ERP/EIRP, Frequency Tolerance and Emission Designator

LTE Bands	Type of Modulation	Bandwidth (MHz)	Emission Designator	Frequency Tolerance (ppm)	Maximum EIRP(W)
LTE Band 2	QPSK	1.4	1M09G7D	—	0.158
LTE Band 2	16QAM	1.4	1M09W7D	—	0.130
LTE Band 2	QPSK	3	2M68G7D	—	0.158
LTE Band 2	16QAM	3	2M69W7D	—	0.133
LTE Band 2	QPSK	5	4M49G7D	—	0.157
LTE Band 2	16QAM	5	4M50W7D	—	0.131
LTE Band 2	QPSK	10	8M93G7D	0.006	0.157
LTE Band 2	16QAM	10	8M94W7D	—	0.136
LTE Band 2	QPSK	15	13M5G7D	—	0.158
LTE Band 2	16QAM	15	13M5W7D	—	0.132
LTE Band 2	QPSK	20	17M9G7D	—	0.161
LTE Band 2	16QAM	20	17M9W7D	—	0.132
LTE Band 4	QPSK	1.4	1M09G7D	—	0.150
LTE Band 4	16QAM	1.4	1M09W7D	—	0.126
LTE Band 4	QPSK	3	2M68G7D	—	0.156
LTE Band 4	16QAM	3	2M68W7D	—	0.131
LTE Band 4	QPSK	5	4M50G7D	—	0.156
LTE Band 4	16QAM	5	4M50W7D	—	0.127
LTE Band 4	QPSK	10	8M94G7D	0.004	0.155
LTE Band 4	16QAM	10	8M94W7D	—	0.127
LTE Band 4	QPSK	15	13M5G7D	—	0.155
LTE Band 4	16QAM	15	13M5W7D	—	0.131
LTE Band 4	QPSK	20	17M3G7D	—	0.155
LTE Band 4	16QAM	20	17M2W7D	—	0.132
LTE Band 7	QPSK	5	4M50G7D	—	0.164
LTE Band 7	16QAM	5	4M50W7D	—	0.134
LTE Band 7	QPSK	10	8M93G7D	0.004	0.160
LTE Band 7	16QAM	10	8M93W7D	—	0.135
LTE Band 7	QPSK	15	13M5G7D	—	0.158
LTE Band 7	16QAM	15	13M5W7D	—	0.138
LTE Band 7	QPSK	20	17M9G7D	—	0.164
LTE Band 7	16QAM	20	17M9W7D	—	0.136
LTE Band 40A	QPSK	5	4M49G7D	—	0.147
LTE Band 40A	16QAM	5	4M49W7D	—	0.124
LTE Band 40A	QPSK	10	8M93G7D	0.004	0.149
LTE Band 40A	16QAM	10	8M93W7D	—	0.121
LTE Band 40B	QPSK	5	4M49G7D	—	0.146
LTE Band 40B	16QAM	5	4M49W7D	—	0.121

LTE Band 40B	QPSK	10	8M92G7D	0.003	0.149
LTE Band 40B	16QAM	10	8M92W7D	—	0.124
LTE Band 41	QPSK	5	4M50G7D	—	0.177
LTE Band 41	16QAM	5	4M49W7D	—	0.146
LTE Band 41	QPSK	10	8M94G7D	0.004	0.175
LTE Band 41	16QAM	10	8M94W7D	—	0.179
LTE Band 41	QPSK	15	13M5G7D	—	0.175
LTE Band 41	16QAM	15	13M5W7D	—	0.136
LTE Band 41	QPSK	20	17M9G7D	—	0.180
LTE Band 41	16QAM	20	17M9W7D	—	0.137
LTE Band 66	QPSK	1.4	1M09G7D	—	0.148
LTE Band 66	16QAM	1.4	1M09W7D	—	0.121
LTE Band 66	QPSK	3	2M69G7D	—	0.149
LTE Band 66	16QAM	3	2M69W7D	—	0.126
LTE Band 66	QPSK	5	4M49G7D	—	0.151
LTE Band 66	16QAM	5	4M49W7D	—	0.124
LTE Band 66	QPSK	10	8M93G7D	0.004	0.152
LTE Band 66	16QAM	10	8M93W7D	—	0.123
LTE Band 66	QPSK	15	13M5G7D	—	0.146
LTE Band 66	16QAM	15	13M5W7D	—	0.124
LTE Band 66	QPSK	20	17M9G7D	—	0.152
LTE Band 66	16QAM	20	17M9W7D	—	0.124

LTE Band	Type of Modulation	Bandwidth (MHz)	Emission Designator	Frequency Tolerance (ppm)	Maximum ERP(W)
LTE Band 5	QPSK	1.4	1M09G7D	—	0.054
LTE Band 5	16QAM	1.4	1M10W7D	—	0.045
LTE Band 5	QPSK	3	2M68G7D	—	0.056
LTE Band 5	16QAM	3	2M69W7D	—	0.046
LTE Band 5	QPSK	5	4M50G7D	—	0.056
LTE Band 5	16QAM	5	4M50W7D	—	0.046
LTE Band 5	QPSK	10	8M93G7D	0.005	0.056
LTE Band 5	16QAM	10	8M94W7D	—	0.046
LTE Band 12	QPSK	1.4	1M09G7D	—	0.057
LTE Band 12	16QAM	1.4	1M10W7D	—	0.046
LTE Band 12	QPSK	3	2M69G7D	—	0.057
LTE Band 12	16QAM	3	2M69W7D	—	0.046
LTE Band 12	QPSK	5	4M50G7D	—	0.057
LTE Band 12	16QAM	5	4M49W7D	—	0.045
LTE Band 12	QPSK	10	8M93G7D	0.005	0.058
LTE Band 12	16QAM	10	8M93W7D	—	0.045
LTE Band 17	QPSK	5	4M50G7D	—	0.055
LTE Band 17	16QAM	5	4M50W7D	—	0.045
LTE Band 17	QPSK	10	8M91G7D	0.006	0.053
LTE Band 17	16QAM	10	8M93W7D	—	0.045
LTE Band n26(Part 22)	QPSK	1.4	1M09G7D	—	0.057
LTE Band n26(Part 22)	16QAM	1.4	1M09W7D	—	0.048
LTE Band n26(Part 22)	QPSK	3	2M68G7D	—	0.057
LTE Band n26(Part 22)	16QAM	3	2M69W7D	—	0.048
LTE Band n26(Part 22)	QPSK	5	4M49G7D	—	0.057
LTE Band n26(Part 22)	16QAM	5	4M49W7D	—	0.048
LTE Band n26(Part 22)	QPSK	10	8M94G7D	0.004	0.057
LTE Band n26(Part 22)	16QAM	10	8M95W7D	—	0.047
LTE Band n26(Part 22)	QPSK	15	13M5G7D	—	0.056
LTE Band n26(Part 22)	16QAM	15	13M5W7D	—	0.048
LTE Band n26(Part 90)	QPSK	1.4	1M10G7D	—	0.058
LTE Band n26(Part 90)	16QAM	1.4	1M09W7D	—	0.048
LTE Band n26(Part 90)	QPSK	3	2M68G7D	—	0.057
LTE Band n26(Part 90)	16QAM	3	2M68W7D	—	0.048
LTE Band n26(Part 90)	QPSK	5	4M49G7D	—	0.058
LTE Band n26(Part 90)	16QAM	5	4M50W7D	—	0.048
LTE Band n26(Part 90)	QPSK	10	8M94G7D	0.005	0.057
LTE Band n26(Part 90)	16QAM	10	8M94W7D	—	0.046

1.4. Test Standards and Results

The purpose of the report is to conduct testing according to the following FCC certification standards:

No.	Identity	Document Title
1	47 CFR Part 2	Frequency Allocations and Radio Treaty Matters; General Rules and Regulations
2	47 CFR Part 22	Public Mobile Services
3	47 CFR Part 24	Personal Communications Services
4	47 CFR Part 27	Miscellaneous Wireless Communications Services
5	KDB 971168 D01 Power Meas License Digital Systems v03r01	Measurement Guidance For Certification of Licensed Digital Transmitters
6	KDB 412172 D01 Determining ERP and EIRP v01r01	Guidelines for Determining the Effective Radiated Power (ERP) and Equivalent Isotropic Radiated Power (EIRP) of an RF Transmitting Systems
7	ANSI/TIA-603-E-2016	Land Mobile FM or PM Communications Equipment Measurement and Performance Standards
8	ANSI C63.26-2015	American National Standard for Compliance Testing of Transmitters Used in Licensed Radio Services

Test detailed items/section required by FCC rules and results are as below:

No.	FCC Rule	Description	Limit	Result
1	2.1046	Conducted Output Power	Reporting Only	PASS
2	22.913 (d) 24.232 (d) 27.50 (d)(5)	Peak to Average Radio	< 13dB	PASS
3	24.232 (c)	Equivalent Isotropic Radiated Power (Band 2)	EIRP < 2W	PASS
	27.50 (d)(4)	Equivalent Isotropic Radiated Power (Band 4/66)	EIRP < 1W	PASS
	90.635 (b)	Effective Radiated Power (Band 26_Part 90)	ERP < 100W	PASS
	22.913 (a)(5)	Effective Radiated Power (Band 5/26_Part 22)	ERP < 7W	PASS
	27.50 (a)(3)	Equivalent Isotropic Radiated Power (Band 40)	EIRP < 250mW/5MHz	PASS
	27.50 (h)(2)	Equivalent Isotropic Radiated Power (Band 7/41)	EIRP < 2W	PASS
	27.50 (c)(10)	Effective Radiated Power (Band 12/17)	ERP < 3W	PASS
4	2.1049	Occupied Bandwidth	Reporting Only	PASS
5	2.1051 22.917 (a) 24.238 (a)	Conducted Spurious Emission and Conducted Band Edge (Band 2/4/5/12/17/26/66)	< 43+10log10(P[watt])	PASS

	27.53 (a)(4) 27.53 (h) 27.53 (g) 27.53 (m)(4) 90.691 (a)	Conducted Spurious Emission and Conducted Band Edge (Band 7/41)	Refer to 27.53(m)(4)	PASS
		Conducted Spurious Emission and Conducted Band Edge (Band 40)	Refer to 27.53(a)	PASS
6	2.1053 22.917 (a) 24.238 (a) 27.53 (a)(4) 27.53 (h) 27.53 (g) 27.53 (m)(4) 90.691 (a)	Radiated Spurious Emission (Band 2/4/5/12/17/26/40/66)	< $43+10\log_{10}$(P[Watts])	PASS
		Radiated Spurious Emission (Band 7/41)	< $55+10\log_{10}$(P[watt])	PASS
7	2.1055 22.355 24.235 27.54 90.213 (a)	Frequency Stability (Band 5/26)	< ±2.5ppm	PASS
		Frequency Stability (Band 2/4/7/12/17/40/41/66)	Within the Authorized Band	PASS

Remark:

1. All test items were verified and recorded according to the standards and without any deviation during the test.
2. This EUT has also been tested and complied with the requirements of FCC Part 15, Subpart B, recorded in a separate test report.

1.5. Test Configuration of Equipment Under Test

Antenna port conducted and radiated test items listed below are performed according to KDB 971168 D01 Power Meas License Digital Systems v03r01 with maximum output power.

Radiated measurements are performed by rotating the EUT in three(X: flat, Y: portrait, Z: landscape) different orthogonal test planes to find the maximum emission.

LTE Bands	Conducted Measurement	Radiated Measurement	Antenna Direction(Axis)
LTE Band 5/12/17/26	Ant3	Ant 2	X
LTE Band 2/4/7/40/41/66	Ant4	Ant 4	Y
Note: Conducted output power is measured on all antenna ports, other conducted items are measured on the maximum output power port.			

Test Items	Band	Bandwidth(MHz)						Modulation		RB Configuration			Test Channel		
		1.4	3	5	10	15	20	QPSK	16QAM	1	Half	Full	L	M	H
Conducted Output Power and ERP/EIRP	2	√	√	√	√	√	√	√	√	√	√	√	√	√	√
	4/66	√	√	√	√	√	√	√	√	√	√	√	√	√	√
	5/12	√	√	√	√			√	√	√	√	√	√	√	√
	7/41			√	√	√	√	√	√	√	√	√	√	√	√
	17/40			√	√			√	√	√	√	√	√	√	√
	26 (Part 22)	√	√	√	√	√		√	√	√	√	√	√	√	√
	26 (Part 90)	√	√	√	√			√	√	√	√	√	√	√	√
Peak-to-Average Ratio	2						√		√	√		√	√	√	√
	4/66						√		√	√		√	√	√	√
	5/12				√				√	√		√	√	√	√
	7/41						√		√	√		√	√	√	√
	17/40				√				√	√		√	√	√	√
	26 (Part 22)				√				√	√		√	√	√	√
	26 (Part 90)				√				√	√		√	√	√	√
99% OBW and 26dB EBW	2	√	√	√	√	√	√	√	√			√		√	
	4/66	√	√	√	√	√	√	√	√			√		√	
	5/12	√	√	√	√			√	√			√		√	
	7/41			√	√	√	√	√	√			√		√	
	17/40			√	√			√	√			√		√	
	26 (Part 22)	√	√	√	√	√		√	√			√		√	
	26 (Part 90)	√	√	√	√			√	√			√		√	
Conducted Band Edge	2	√	√	√	√	√	√	√		√		√	√		√
	4/66	√	√	√	√	√	√	√		√		√	√		√

	5/12	√	√	√	√			√		√		√	√		√
	7/41			√	√	√	√	√		√		√	√		√
	17/40			√	√			√		√		√	√		√
	26 (Part 22)	√	√	√	√	√		√		√		√	√		√
	26 (Part 90)	√	√	√	√			√		√		√	√		√
Conducted Spurious Emission	**2**						√	√		√			√	√	√
	4/66						√	√		√			√	√	√
	5/12				√			√		√			√	√	√
	7/41						√	√		√			√	√	√
	17/40				√			√		√			√	√	√
	26 (Part 22)				√			√		√			√	√	√
	26 (Part 90)				√			√		√			√	√	√
Frequency Stability	**2**				√			√				√		√	
	4/66				√			√				√		√	
	5/12				√			√				√		√	
	7/41				√			√				√		√	
	17/40				√			√				√		√	
	26 (Part 22)				√			√				√		√	
	26 (Part 90)				√			√				√		√	
Radiated Spurious Emission	**2**	**Worst case**												√	
	4	**Worst case**												√	
	5	**Worst case**												√	
	7	**Worst case**												√	
	12	**Worst case**												√	
	17	**Worst case**												√	
	26 (Part 22)	**Worst case**												√	
	26 (Part 90)	**Worst case**												√	
	40	**Worst case**												√	
	41	**Worst case**												√	
	66	**Worst case**												√	

Note 1: The mark"√"means that this configuration is chosen for testing.

Note 2: The EUT performs radiated spurious emission tests from 30MHz to 10 times the fundamental signal under different RB configurations and modulation types. Only worst-case data is reported.

1.6. Measurement Results Explanation Example

For all conduction test items:

The offset level is set in the spectrum analyzer to compensate the RF cable loss and attenuator factor between EUT conducted output port and spectrum analyzer. With the offset compensation, the spectrum analyzer reading level is exactly the EUT RF output level.

The spectrum analyzer offset is derived from RF cable loss and attenuator factor.

Offset = RF cable loss + attenuator factor..
Following shows an offset computation example with cable loss 4dB, 10dB attenuator.

Example: Offset (dB) = RF cable loss(dB) + attenuator factor(dB) = 1 + 10 = 14 (dB).

1.7. Laboratory Facilities

FCC-Registration No.: 406086

CCIC Southern Testing Co., Ltd EMC Laboratory has been registered and fully described in a report filed with the FCC (Federal Communications Commission). The acceptance letter from the FCC is maintained in our files. Designation Number: CN1283, valid time is until Jun. 30th, 2025.

ISED Registration: 11185A

CCIC Southern Testing Co., Ltd. EMC Laboratory has been registered by Certification and Engineering Bureau of Industry Canada for the performance of radiated measurements with Registration No. 11185A on Aug. 04, 2016, valid time is until Jun. 30th, 2025.
CAB number: CN0064

A2LA Code: 5721.01

CCIC-SET is a third party testing organization accredited by A2LA according to ISO/IEC 17025.
The accreditation certificate number is 5721.01.

1.8. Test Environment Conditions

During the measurement, the environmental conditions were within the listed ranges:

Temperature (°C):	15℃- 35℃
Relative Humidity (%):	30% -60%
Atmospheric Pressure (kPa):	86kPa-106kPa

2. 47 CFR Part 2 Requirements

2.1. Conducted Output Power and ERP/EIRP

2.1.1. Requirement

According to FCC section 2.1046(a), for transmitters other than single sideband, independent sideband and controlled carrier radiotelephone, power output shall be measured at the RF output terminals when the transmitter is adjusted in accordance with the tune-up procedure to give the values of current and voltage on the circuit elements specified in FCC section 2.1033(c)(8).

The EIRP of mobile transmitters must not exceed 2 Watts for LTE Band 2/7/41.

The EIRP of mobile transmitters must not exceed 1 Watts for LTE Band 4/66.

The ERP of mobile transmitters must not exceed 7 Watts for LTE Band 5/26_Part 22.

The ERP of mobile transmitters must not exceed 100 Watts for LTE Band 26_Part 90.

The ERP of mobile transmitters must not exceed 3 Watts for LTE Band 12/17.

The ERP of mobile transmitters must not exceed 250mW/5MHz for LTE Band 40.

According to KDB 412172 D01 Determining ERP and EIRP v01r01.

EIRP = $P_T + {}_{GT} - L_C$, ERP = EIRP - 2.15, where

P_T = transmitter output power in dBm;

G_T = gain of the transmitting antenna in dBi;

L_C = signal attenuation in the connecting cable between the transmitter and antenna in dB.

2.1.2. Measuring Instruments

The measuring equipment is listed in the section 3 of this test report.

2.1.3. Test Setup

2.1.4. Test Procedures

1. The transmitter output port was connected to the system simulator.

2. Set EUT at maximum power through system simulator.

3. Select lowest, middle, and highest channels for each band and different modulation.

4. Measure and record the power level from the system simulator.

2.1.5. Test Results of Conducted Output Power and ERP/EIRP

Please refer to Appendix A for detail

2.2. Peak-to-average power ratio (PAPR)

2.2.1. Requirement

Power Complementary Cumulative Distribution Function (CCDF) curves provide a means for characterizing the power peaks of a digitally modulated signal on a statistical basis. A CCDF curve depicts the probability of the peak signal amplitude exceeding the average power level. Most contemporary measurement instrumentation include the capability to produce CCDF curves for an input signal provided that the instrument's resolution bandwidth can be set wide enough to accommodate the entire input signal bandwidth.

In measuring transmissions in this band using an average power technique, the Peak-to-average power ratio (PAPR) of the transmission may not exceed 13 dB.

2.2.2. Measuring Instruments

The measuring equipment is listed in the section 3 of this test report.

2.2.3. Test Description

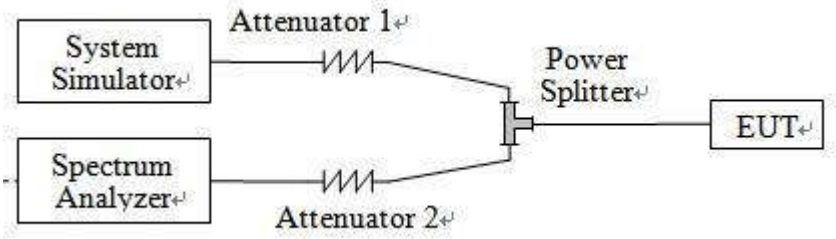

2.2.4. Test Procedures

1. The testing follows the of KDB 971168 D01 v03r01 Section 5.7.2 and ANSI C63.26-2015 Section 5.2.3.4.
2. The EUT was connected to spectrum analyzer and system simulator via a power divider, Path loss compensation is then performed on the spectrum analyzer and the system simulator respectively.
3. Set the CCDF (Complementary Cumulative Distribution Function) option in spectrum analyzer.
4. Set resolution/measurement bandwidth ≥ OBW or specified reference bandwidth.
5. Set the number of counts to a value that stabilizes the measured CCDF curve.
6. Set the EUT working in highest power level, measured and recorded the 0.1% as PAPR level.
7. Repeat step 3~6 at other frequency and modulations.

2.2.5. Test Results of Peak-to-average power ratio (PAPR)

Please refer to Appendix A for detail

2.3. 99% Occupied Bandwidth and 26dB Emission Bandwidth

2.3.1. Requirement

The Occupied Bandwidth is the frequency bandwidth such that, below its lower and above its upper frequency limits, the mean powers are each equal to 0.5% of the total mean power of the given emission.

The 26 dB emission bandwidth is defined as the frequency range between two points, one above and one below the carrier frequency, at which the spectral density of the emission is attenuated 26 dB below the maximum in-band spectral density of the modulated signal Spectral density (power per unit bandwidth) is to be measured with a detector of resolution bandwidth equal to approximately 1.0% of the emission bandwidth.

2.3.2. Measuring Instruments

The measuring equipment is listed in the section 3 of this test report.

2.3.3. Test Setup

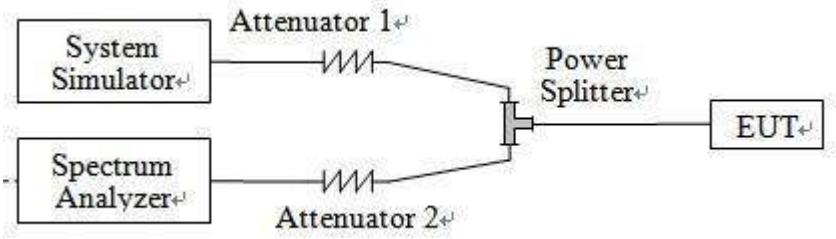

2.3.4. Test Procedures

1. The testing follows the of KDB 971168 D01 v03r01 Section 4 and ANSI C63.26-2015 Section 5.4.
2. The EUT was connected to spectrum analyzer and system simulator via a power divider, Path loss compensation is then performed on the spectrum analyzer and the system simulator respectively.
3. The spectrum analyzer center frequency is set to the nominal EUT channel center frequency.
4. Set span to be approximately 1.5 to 5 times the OBW.
5. The nominal RBW shall be in the range of 1% to 5% of the anticipated OBW.
6. Set VBW ≥ 3 × RBW.
7. Set Detection mode = peak.
8. Set Trace mode = max hold.
9. Allow trace to stabilize.
10. Repeat step 3~9 at other frequency and modulations.

2.3.5. Test Result of 99% Occupied Bandwidth and 26dB Emission Bandwidth

Please refer to Appendix A for detail

2.4. Conducted Band Edge

2.4.1. Requirement

For Band 2 [Part 24.238 (a)]:

The power of any emission outside of the authorized operating frequency ranges must be attenuated below the transmitting power (P) by a factor of at least 43 + 10 log(P) dB.he power of any emission outside of the authorized operating frequency ranges must be lower than the transmitter power (P) by a factor of at least 43 + 10 log (P) dB.

For Band 4&66 [Part 27.53 (h)]:

The power of any emission outside of the authorized operating frequency ranges must be lower than the transmitter power (P) by a factor of at least 43 + 10 log (P) dB.

For Band 5&26[Part 22.917(a)]:

Out of band emissions. The power of any emission outside of the authorized operating frequency ranges must be attenuated below the transmitting power (P) by a factor of at least 43 + 10 log(P) dB.
In the spectrum below 1 GHz, instrumentation should employ a reference bandwidth of 100 kHz or greater. In the 1 MHz bands immediately outside and adjacent to the frequency block, a resolution bandwidth of at least one percent of the emission bandwidth of the fundamental emission of the transmitter may be employed. A narrower resolution bandwidth is permitted in all cases to improve measurement accuracy, provided that the measured power is integrated over the full required reference bandwidth (i.e., 100 kHz or 1 percent of emission bandwidth, as specified).

For Band 7&41 [Part 27.53 (m)(4)]:

For mobile digital stations, the attenuation factor shall be not less than 40 + 10 log (P) dB on all frequencies between the channel edge and 5 megahertz from the channel edge, 43 + 10 log (P) dB on all frequencies between 5 megahertz and X megahertz from the channel edge, and 55 + 10 log (P) dB on all frequencies more than X megahertz from the channel edge,where X is the greater of 6 megahertz or the actual emission bandwidth as defined in paragraph (m)(6) of this section. In addition, the attenuation factor shall not be less that 43 + 10 log (P) dB on all frequencies between 2490.5 MHz and 2496 MHz and 55 + 10 log (P) dB at or below 2490.5 MHz. Mobile Satellite Service licensees operating on frequencies below 2495 MHz may also submit a documented interference complaint against BRS licensees operating on channel BRS Channel 1 on the same terms and conditions as adjacent channel BRS or EBS licensees.

For Band 12&17 [Part 27.53 (g)]:

For operations in the 600 MHz band and the 698-746 MHz band, the power of any emission outside a licensee's frequency band(s) of operation shall be attenuated below the transmitter power (P) within the licensed band(s) of operation, measured in watts, by at least 43 + 10 log (P) dB. Compliance with this provision is based on the use of measurement instrumentation employing a resolution bandwidth

of 100 kilohertz or greater. However, in the 100 kilohertz bands immediately outside and adjacent to a licensee's frequency block, a resolution bandwidth of at least 30 kHz may be employed.

For Band 26 [Part 90.691 (a)]:

Out-of-band emission requirement shall apply only to the "outer" channels included in an EA license and to spectrum adjacent to interior channels used by incumbent licensees. The emission limits are as follows:

(1) For any frequency removed from the EA licensee's frequency block by up to and including 37.5 kHz, the power of any emission shall be attenuated below the transmitter power (P) in watts by at least 116 Log10(f/6.1) decibels or 50 + 10 Log10(P) decibels or 80 decibels, whichever is the lesser attenuation, where f is the frequency removed from the center of the outer channel in the block in kilohertz and where f is greater than 12.5 kHz.

(2) For any frequency removed from the EA licensee's frequency block greater than 37.5 kHz, the power of any emission shall be attenuated below the transmitter power (P) in watts by at least 43 + 10Log10(P) decibels or 80 decibels, whichever is the lesser attenuation, where f is the frequency removed from the center of the outer channel in the block in kilohertz and where f is greater than 37.5 kHz.(4) Compliance with the provisions of paragraphs (e)(1) and (2) of this section is based on the use of measurement instrumentation such that the reading taken with any resolution bandwidth setting should be adjusted to indicate spectral energy in a 6.25 kHz segment.

For Band 40 [Part 27.53 (a)(4)]:

(i) By a factor of not less than: 43 + 10 log (P) dB on all frequencies between 2305 and 2320 MHz and on all frequencies between 2345 and 2360 MHz that are outside the licensed band(s) of operation, not less than 55 + 10 log (P) dB on all frequencies between 2320 and 2324 MHz and on all frequencies between 2341 and 2345 MHz, not less than 61 + 10 log (P) dB on all frequencies between 2324 and 2328 MHz and on all frequencies between 2337 and 2341 MHz, and not less than 67 + 10 log (P) dB on all frequencies between 2328 and 2337 MHz;

(ii) By a factor of not less than 43 + 10 log (P) dB on all frequencies between 2300 and 2305 MHz, 55 + 10 log (P) dB on all frequencies between 2296 and 2300 MHz, 61 + 10 log (P) dB on all frequencies between 2292 and 2296 MHz, 67 + 10 log (P) dB on all frequencies between 2288 and 2292 MHz, and 70 + 10 log (P) dB below 2288 MHz;

(iii) By a factor of not less than 43 + 10 log (P) dB on all frequencies between 2360 and 2365 MHz, and not less than 70 + 10 log (P) dB above 2365 MHz.

2.4.2. Measuring Instruments

The measuring equipment is listed in the section 3 of this test report.

2.4.3. Test Setup

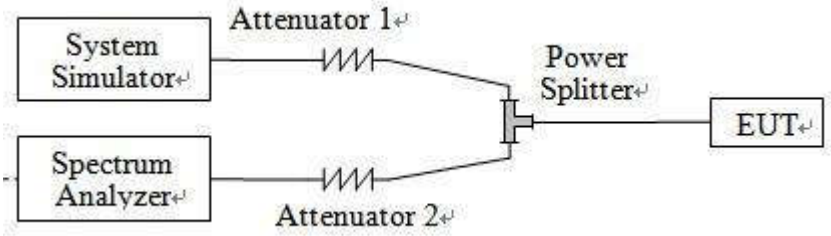

2.4.4. Test Procedures

1. The testing follows the of KDB 971168 D01 v03r01 Section 6 and ANSI C63.26-2015 Section 5.7.
2. The EUT was connected to spectrum analyzer and system simulator via a power divider, Path loss compensation is then performed on the spectrum analyzer and the system simulator respectively.
3. Span was set large enough so as to capture all out of band emissions near the Channel Edge.
4. Use RBW ≥ 1% EBW in the 1 megahertz bands immediately outside and adjacent to the licensee's authorized frequency channel, and use RBW = 1 MHz outside 1 MHz of the authorized frequency channel.
5. Set VBW ≥ 3 × RBW
6. Set Detector = power averaging (rms).
7. Set the number of points in sweep ≥ 2 × span / RBW.
8. Set sweep trigger to “free run.”
9. Set the Sweep time > (number of points in sweep) × (transmitter period) (i.e., the transmit on-time + the off-time).
10. Perform a trace average of at least 100 traces.
11. Repeat step 3~10 at other frequency and modulations.

2.4.5. Test Result of Conducted Band Edge

Please refer to Appendix A for detail

2.5. Conducted Spurious Emission

2.5.1. Requirement

For Band 2 & 4 & 5 & 12 & 17 & 26 & 40 & 66:

The power of any emission outside of the authorized operating frequency ranges must be lower than the transmitter power (P) by a factor of at least 43 + 10 log (P) dB.

For Band 7 & 41:

The power of any emission outside of the authorized operating frequency ranges must be lower than the transmitter power (P) by a factor of at least 55 + 10 log (P) dB.

2.5.2. Measuring Instruments

The measuring equipment is listed in the section 3 of this test report.

2.5.3. Test Setup

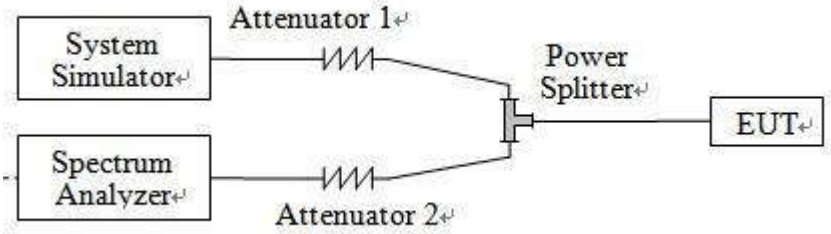

2.5.4. Test Procedures

1. The testing follows the of KDB 971168 D01 v03r01 Section 6 and ANSI C63.26-2015 Section 5.7.
2. The EUT was connected to spectrum analyzer and system simulator via a power divider, Path loss compensation is then performed on the spectrum analyzer and the system simulator respectively.
3. Set the spectrum analyzer start frequency to 9kHz and stop frequency to the tenth harmonic of the highest fundamental frequency.
4. Set RBW = 1MHz, VBW ≥ 3 × RBW
5. Set Detector = peak.
6. Set Trace mode = max hold.
7. Set Sweep time = auto-couple.
8. Identify and measure the highest spurious emission levels in each frequency range.
9. Compare the results with the corresponding limit in the applicable regulation.
10. Repeat step 3~9 at other frequency and modulations.

2.5.5. Test Result of Conducted Spurious Emission

Please refer to Appendix A for detail

2.6. Radiated Spurious Emission

2.6.1. Requirement

The radiated spurious emission was measured by substitution method according to ANSI/TIA-603-E-2016.

For Band 2 & 4 & 5 & 12 & 17 & 26 & 66:
The power of any emission outside of the authorized operating frequency ranges must be lower than the transmitter power (P) by a factor of at least 43 + 10 log (P) dB.

For Band 7 & 41:
The power of any emission outside of the authorized operating frequency ranges must be lower than the transmitter power (P) by a factor of at least 55 + 10 log (P) dB.

2.6.2. Measuring Instruments

The measuring equipment is listed in the section 3 of this test report.

2.6.3. Test Setup

For radiated emissions from 9kHz to 30MHz

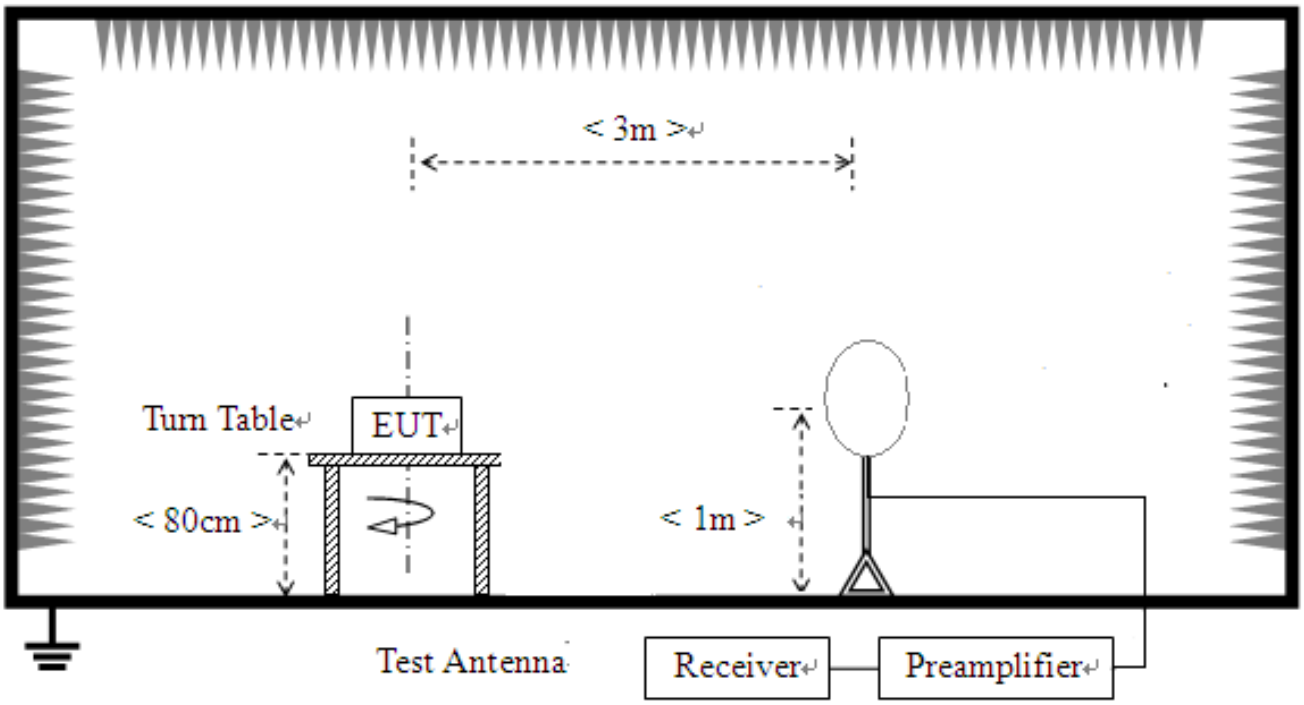

For radiated emissions from 30MHz to 1GHz

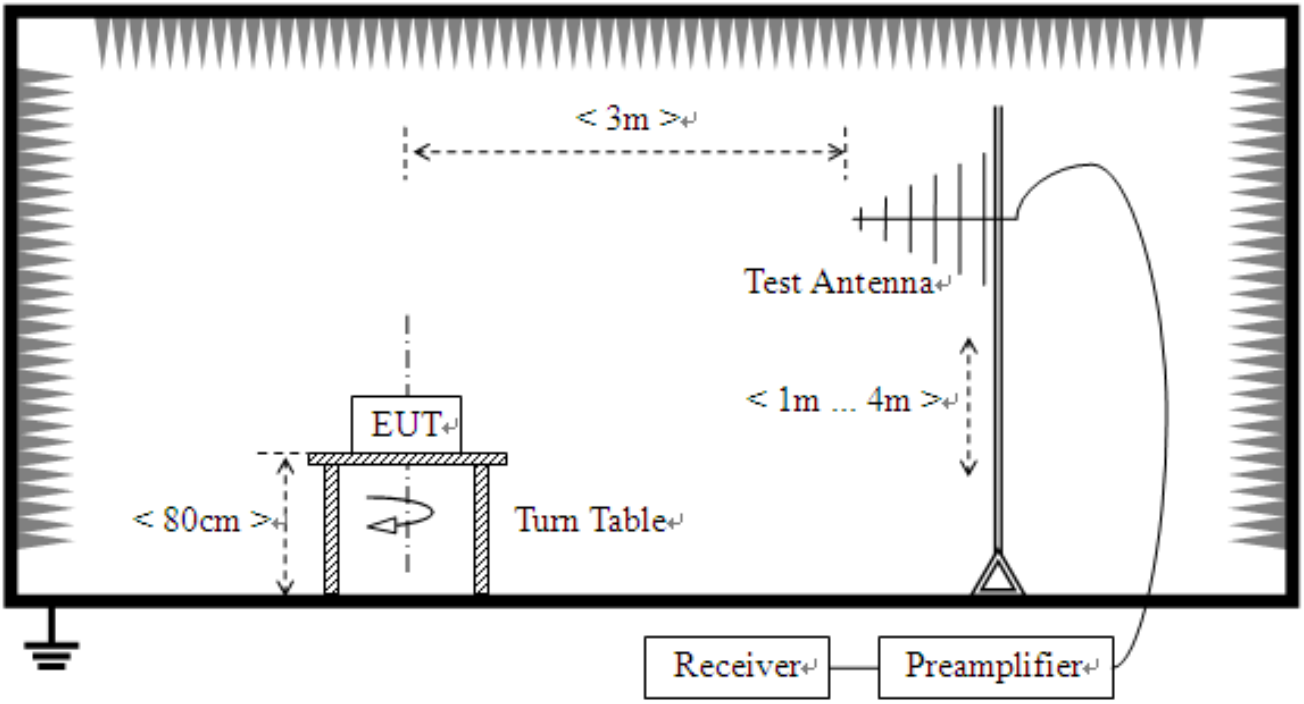

For radiated emissions above 1GHz

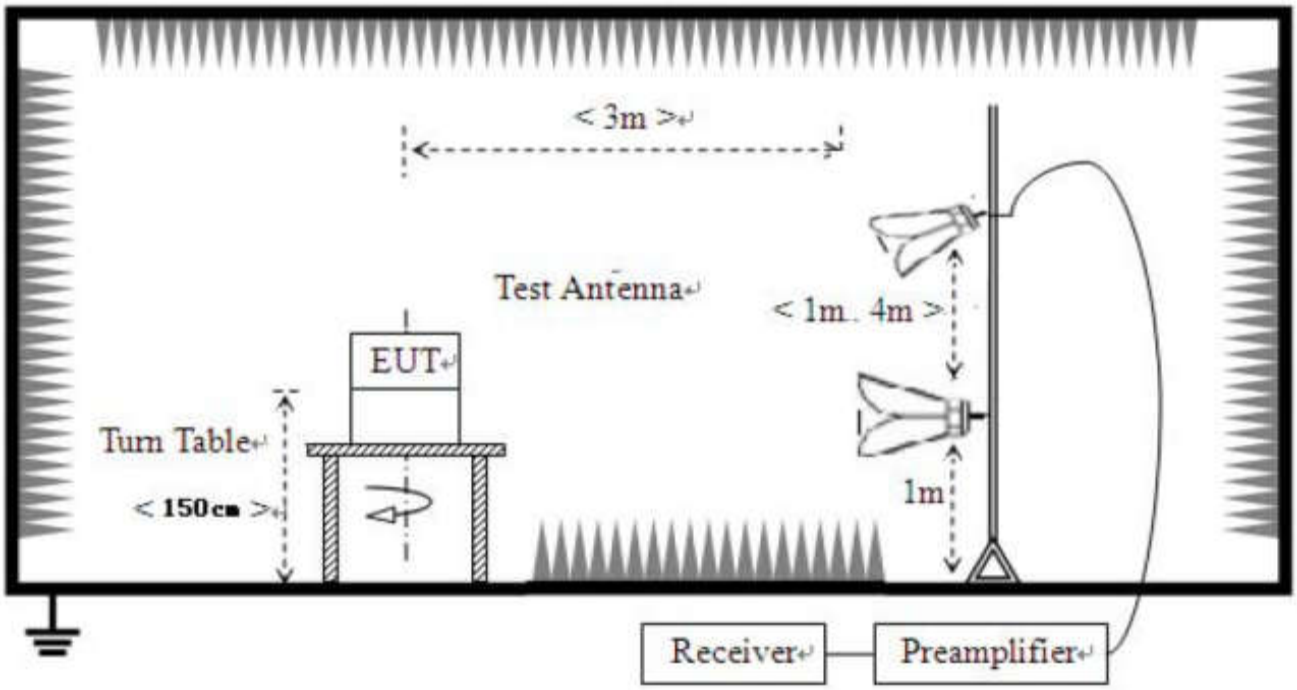

2.6.4. Test Procedures

1. The EUT was placed on a rotatable wooden table with 0.8 meter (for below 1GHz) / 1.5 meters (for above 1GHz) above ground.
2. The EUT was set 3 meters from the receiving antenna, which was mounted on the antenna tower.
3. The table was rotated 360 degrees to determine the position of the highest spurious emission.
4. The height of the receiving antenna is varied between one meter and four meters to search the maximum spurious emission for both horizontal and vertical polarizations.
5. Make the measurement with the spectrum analyzer's RBW = 1MHz, VBW = 3MHz, taking the record of maximum spurious emission.
6. A horn antenna was substituted in place of the EUT and was driven by a signal generator.
7. Tune the output power of signal generator to the same emission level with EUT maximum spurious emission.
8. Taking the record of output power at antenna port.
9. Repeat step 7 to step 8 for another polarization.
10. The RF fundamental frequency should be excluded against the limit line in the operating frequency band.
11. All Spurious Emission tests were performed in X, Y, Z axis direction and low, middle, high channel. And only the worst axis test condition was recorded in this test report.
12. The spectrum is measured from 9 kHz to the 10th harmonic of the fundamental frequency of the transmitter using CISPR quasi peak detector below 1GHz. The worst case emissions are reported however emissions whose levels were not within 20dB of the respective limits were not reported.
13. The maximum RB configurations of the Radiated Spurious Emissions as RB Size full, RB Offset 0.

2.6.5. Test Result of Radiated Spurious Emission

Note: 1. The emission levels of above 18GHz are lower than the limit 20dB and not show in test report.

Note: 2. Absolute Level = Reading Level + Factor

LTE Band 2 QPSK 20MHz BW Middle Channel							
NO.	Freq. [MHz]	Reading [dBm]	Level [dBm]	Limit [dBm]	Margin [dB]	Factor [dB]	Polarity
1	835.502	-104.06	-66.97	-13.00	53.97	37.09	Horizontal
2	1529.52	-56.95	-58.71	-13.00	45.71	-1.76	Horizontal
3	3004.20	-56.92	-49.55	-13.00	36.55	7.37	Horizontal
4	4907.24	-58.34	-43.64	-13.00	30.64	14.70	Horizontal
5	7528.15	-58.81	-39.16	-13.00	26.16	19.65	Horizontal
6	17613.5	-63.57	-35.72	-13.00	22.72	27.85	Horizontal
NO.	Freq. [MHz]	Reading [dBm]	Level [dBm]	Limit [dBm]	Margin [dB]	Factor [dB]	Polarity
1	756.893	-103.98	-68.11	-13.00	55.11	35.87	Vertical
2	1681.03	-57.24	-57.98	-13.00	44.98	-0.74	Vertical
3	3004.72	-57.13	-49.76	-13.00	36.76	7.37	Vertical
4	4945.22	-57.98	-43.49	-13.00	30.49	14.49	Vertical
5	7827.74	-58.95	-39.64	-13.00	26.64	19.31	Vertical
6	17313.4	-64.50	-35.63	-13.00	22.63	28.87	Vertical

LTE Band 4 QPSK 20MHz BW Middle Channel							
NO.	Freq. [MHz]	Reading [dBm]	Level [dBm]	Limit [dBm]	Margin [dB]	Factor [dB]	Polarity
1	833.076	-104.67	-67.61	-13.00	54.61	37.06	Horizontal
2	1541.92	-57.27	-58.93	-13.00	45.93	-1.66	Horizontal
3	3073.67	-57.64	-50.42	-13.00	37.42	7.22	Horizontal
4	4841.79	-58.51	-43.77	-13.00	30.77	14.74	Horizontal
5	7416.59	-60.19	-40.49	-13.00	27.49	19.70	Horizontal
6	17016.1	-63.37	-36.12	-13.00	23.12	27.25	Horizontal
NO.	Freq. [MHz]	Reading [dBm]	Level [dBm]	Limit [dBm]	Margin [dB]	Factor [dB]	Polarity
1	747.673	-103.54	-67.76	-13.00	54.76	35.78	Vertical
2	1513.22	-57.20	-59.08	-13.00	46.08	-1.88	Vertical
3	3037.62	-56.90	-49.61	-13.00	36.61	7.29	Vertical
4	4885.71	-58.66	-43.92	-13.00	30.92	14.74	Vertical
5	7452.24	-59.30	-39.61	-13.00	26.61	19.69	Vertical
6	17403.6	-64.73	-35.42	-13.00	22.42	29.31	Vertical

LTE Band 5 QPSK 10MHz BW Middle Channel							
NO.	Freq. [MHz]	Reading [dBm]	Level [dBm]	Limit [dBm]	Margin [dB]	Factor [dB]	Polarity
1	663.241	-104.76	-69.98	-13.00	56.98	34.78	Horizontal
2	1515.62	-55.77	-57.63	-13.00	44.63	-1.86	Horizontal
3	3158.03	-56.66	-49.44	-13.00	36.44	7.22	Horizontal
4	4890.09	-58.49	-43.75	-13.00	30.75	14.74	Horizontal
5	7413.14	-59.22	-39.53	-13.00	26.53	19.69	Horizontal
6	17414.0	-64.96	-35.82	-13.00	22.82	29.14	Horizontal
NO.	Freq. [MHz]	Reading [dBm]	Level [dBm]	Limit [dBm]	Margin [dB]	Factor [dB]	Polarity
1	759.804	-104.38	-68.53	-13.00	55.53	35.85	Vertical
2	1189.00	-57.59	-59.84	-13.00	46.84	-2.25	Vertical
3	3154.35	-57.46	-50.24	-13.00	37.24	7.22	Vertical
4	4892.54	-57.86	-43.12	-13.00	30.12	14.74	Vertical
5	7905.94	-59.51	-40.02	-13.00	27.02	19.49	Vertical
6	17264.5	-63.77	-35.18	-13.00	22.18	28.59	Vertical

LTE Band 7 QPSK 20MHz BW Middle Channel							
NO.	Freq. [MHz]	Reading [dBm]	Level [dBm]	Limit [dBm]	Margin [dB]	Factor [dB]	Polarity
1	660.160	-104.33	-69.51	-25.00	44.51	34.82	Horizontal
2	987.377	-103.91	-65.51	-25.00	40.51	38.40	Horizontal
3	3009.75	-57.67	-50.32	-25.00	25.32	7.35	Horizontal
4	4809.52	-58.27	-43.53	-25.00	18.53	14.74	Horizontal
5	7643.32	-59.00	-39.43	-25.00	14.43	19.57	Horizontal
6	12384.1	-61.25	-36.04	-25.00	11.04	25.21	Horizontal
NO.	Freq. [MHz]	Reading [dBm]	Level [dBm]	Limit [dBm]	Margin [dB]	Factor [dB]	Polarity
1	753.373	-104.46	-68.55	-25.00	43.55	35.91	Vertical
2	996.116	-103.20	-65.77	-25.00	40.77	37.43	Vertical
3	3024.38	-58.17	-50.85	-25.00	25.85	7.32	Vertical
4	4755.87	-58.67	-44.55	-25.00	19.55	14.12	Vertical
5	7526.26	-59.57	-39.55	-25.00	14.55	20.02	Vertical
6	12715.8	-62.15	-35.93	-25.00	10.93	26.22	Vertical

LTE Band 12 QPSK 10MHz BW Middle Channel							
NO.	Freq. [MHz]	Reading [dBm]	Level [dBm]	Limit [dBm]	Margin [dB]	Factor [dB]	Polarity
1	819.975	-104.76	-67.73	-13.00	54.73	37.03	Horizontal
2	1799.64	-57.46	-57.36	-13.00	44.36	0.10	Horizontal
3	3183.58	-56.12	-48.87	-13.00	35.87	7.25	Horizontal
4	4867.86	-58.42	-43.68	-13.00	30.68	14.74	Horizontal
5	7871.44	-58.07	-38.61	-13.00	25.61	19.46	Horizontal
6	17259.3	-64.19	-35.62	-13.00	22.62	28.57	Horizontal
NO.	Freq. [MHz]	Reading [dBm]	Level [dBm]	Limit [dBm]	Margin [dB]	Factor [dB]	Polarity
1	843.751	-103.96	-68.47	-13.00	55.47	35.49	Vertical
2	1683.93	-56.77	-57.50	-13.00	44.50	-0.73	Vertical
3	2956.39	-56.78	-50.54	-13.00	37.54	6.24	Vertical
4	4806.96	-58.25	-43.52	-13.00	30.52	14.73	Vertical
5	7833.49	-59.01	-39.68	-13.00	26.68	19.33	Vertical
6	17211.0	-63.54	-35.23	-13.00	22.23	28.31	Vertical

LTE Band 17 QPSK 10MHz BW Middle Channel							
NO.	Freq. [MHz]	Reading [dBm]	Level [dBm]	Limit [dBm]	Margin [dB]	Factor [dB]	Polarity
1	824.827	-104.60	-67.56	-13.00	54.56	37.04	Horizontal
2	1723.93	-57.69	-58.15	-13.00	45.15	-0.46	Horizontal
3	3080.67	-56.94	-49.73	-13.00	36.73	7.21	Horizontal
4	4799.96	-57.53	-42.80	-13.00	29.80	14.73	Horizontal
5	7664.43	-59.14	-39.72	-13.00	26.72	19.42	Horizontal
6	17391.0	-64.44	-35.12	-13.00	22.12	29.32	Horizontal
NO.	Freq. [MHz]	Reading [dBm]	Level [dBm]	Limit [dBm]	Margin [dB]	Factor [dB]	Polarity
1	802.021	-103.78	-67.68	-13.00	54.68	36.10	Vertical
2	1738.73	-56.97	-57.31	-13.00	44.31	-0.34	Vertical
3	3008.22	-56.27	-48.92	-13.00	35.92	7.35	Vertical
4	4888.51	-57.76	-43.01	-13.00	30.01	14.75	Vertical
5	7750.68	-59.01	-39.74	-13.00	26.74	19.27	Vertical
6	17307.6	-64.15	-35.32	-13.00	22.32	28.83	Vertical

LTE Band 26(Part 22) QPSK 15MHz BW Middle Channel							
NO.	Freq. [MHz]	Reading [dBm]	Level [dBm]	Limit [dBm]	Margin [dB]	Factor [dB]	Polarity
1	691.870	-104.37	-69.84	-13.00	56.84	34.53	Horizontal
2	1525.82	-57.00	-58.78	-13.00	45.78	-1.78	Horizontal
3	3004.90	-56.36	-48.99	-13.00	35.99	7.37	Horizontal
4	5084.70	-58.13	-43.58	-13.00	30.58	14.55	Horizontal
5	7405.67	-59.86	-40.16	-13.00	27.16	19.70	Horizontal
6	17346.7	-64.63	-35.57	-13.00	22.57	29.06	Horizontal
NO.	Freq. [MHz]	Reading [dBm]	Level [dBm]	Limit [dBm]	Margin [dB]	Factor [dB]	Polarity
1	750.1	-104.92	-68.99	-13.00	55.99	35.93	Vertical
2	1404.42	-57.66	-59.95	-13.00	46.95	-2.29	Vertical
3	3127.05	-57.57	-50.37	-13.00	37.37	7.20	Vertical
4	5025.20	-57.90	-43.61	-13.00	30.61	14.29	Vertical
5	7499.97	-59.67	-40.00	-13.00	27.00	19.67	Vertical
6	17354.8	-64.54	-35.43	-13.00	22.43	29.11	Vertical

LTE Band 26(Part 90) QPSK 10MHz BW Middle Channel							
NO.	Freq. [MHz]	Reading [dBm]	Level [dBm]	Limit [dBm]	Margin [dB]	Factor [dB]	Polarity
1	904.844	-104.28	-67.32	-13.00	54.32	36.96	Horizontal
2	1576.03	-58.40	-60.62	-13.00	47.62	-2.22	Horizontal
3	2980.86	-57.61	-52.16	-13.00	39.16	5.45	Horizontal
4	5143.94	-59.04	-45.71	-13.00	32.71	13.33	Horizontal
5	7477.48	-60.60	-41.37	-13.00	28.37	19.23	Horizontal
6	12409.0	-61.67	-38.92	-13.00	25.92	22.75	Horizontal
NO.	Freq. [MHz]	Reading [dBm]	Level [dBm]	Limit [dBm]	Margin [dB]	Factor [dB]	Polarity
1	747.547	-104.98	-69.21	-13.00	56.21	35.77	Vertical
2	1399.69	-58.15	-61.16	-13.00	48.16	-3.01	Vertical
3	3086.66	-57.99	-52.36	-13.00	39.36	5.63	Vertical
4	5190.97	-59.23	-45.82	-13.00	32.82	13.41	Vertical
5	7401.07	-60.31	-41.23	-13.00	28.23	19.08	Vertical
6	12191.5	-61.86	-39.10	-13.00	26.10	22.76	Vertical

LTE Band 40(Block A) QPSK 20MHz BW Middle Channel							
NO.	Freq. [MHz]	Reading [dBm]	Level [dBm]	Limit [dBm]	Margin [dB]	Factor [dB]	Polarity
1	818.034	-104.10	-67.03	-13.00	54.03	37.07	Horizontal
2	1821.84	-57.55	-57.32	-13.00	44.32	0.23	Horizontal
3	3003.67	-57.55	-50.18	-13.00	37.18	7.37	Horizontal
4	4880.11	-57.39	-42.65	-13.00	29.65	14.74	Horizontal
5	7883.51	-59.35	-39.85	-13.00	26.85	19.50	Horizontal
6	17405.9	-64.62	-35.35	-13.00	22.35	29.27	Horizontal
NO.	Freq. [MHz]	Reading [dBm]	Level [dBm]	Limit [dBm]	Margin [dB]	Factor [dB]	Polarity
1	794.742	-104.88	-68.79	-13.00	55.79	36.09	Vertical
2	1555.52	-57.00	-58.56	-13.00	45.56	-1.56	Vertical
3	3092.40	-56.96	-49.77	-13.00	36.77	7.19	Vertical
4	4799.96	-57.49	-42.76	-13.00	29.76	14.73	Vertical
5	7936.99	-59.36	-40.19	-13.00	27.19	19.17	Vertical
6	17349.0	-64.91	-35.84	-13.00	22.84	29.07	Vertical

LTE Band 40(Block B) QPSK 20MHz BW Middle Channel							
NO.	Freq. [MHz]	Reading [dBm]	Level [dBm]	Limit [dBm]	Margin [dB]	Factor [dB]	Polarity
1	86.2881	-87.46	-68.29	-13.00	55.29	19.17	Horizontal
2	445.367	-96.42	-67.76	-13.00	54.76	28.66	Horizontal
3	1790.93	-48.44	-48.41	-13.00	35.41	0.03	Horizontal
4	5111.48	-59.26	-44.68	-13.00	31.68	14.58	Horizontal
5	7927.79	-59.36	-40.10	-13.00	27.10	19.26	Horizontal
6	17389.3	-64.43	-35.12	-13.00	22.12	29.31	Horizontal
NO.	Freq. [MHz]	Reading [dBm]	Level [dBm]	Limit [dBm]	Margin [dB]	Factor [dB]	Polarity
1	61.5408	-87.73	-67.49	-13.00	54.49	20.24	Vertical
2	86.2881	-87.15	-64.29	-13.00	51.29	22.86	Vertical
3	1805.54	-51.70	-51.56	-13.00	38.56	0.14	Vertical
4	4805.21	-58.97	-44.24	-13.00	31.24	14.73	Vertical
5	7713.31	-59.63	-40.33	-13.00	27.33	19.30	Vertical
6	17349.0	-64.85	-35.78	-13.00	22.78	29.07	Vertical

LTE Band 41 QPSK 20MHz BW Middle Channel							
NO.	Freq. [MHz]	Reading [dBm]	Level [dBm]	Limit [dBm]	Margin [dB]	Factor [dB]	Polarity
1	647.537	-104.39	-69.73	-25.00	44.73	34.66	Horizontal
2	800.951	-104.29	-67.23	-25.00	42.23	37.06	Horizontal
3	3068.28	-57.83	-50.59	-25.00	25.59	7.24	Horizontal
4	4731.49	-58.83	-45.05	-25.00	20.05	13.78	Horizontal
5	7604.30	-58.34	-38.69	-25.00	13.69	19.65	Horizontal
6	12715.8	-61.88	-35.66	-25.00	10.66	26.22	Horizontal
NO.	Freq. [MHz]	Reading [dBm]	Level [dBm]	Limit [dBm]	Margin [dB]	Factor [dB]	Polarity
1	765.996	-104.81	-68.90	-25.00	43.90	35.91	Vertical
2	1910.45	-68.40	-65.05	-25.00	40.05	3.35	Vertical
3	3238.99	-57.18	-50.02	-25.00	25.02	7.16	Vertical
4	4843.67	-58.73	-43.99	-25.00	18.99	14.74	Vertical
5	7696.97	-59.42	-39.97	-25.00	14.97	19.45	Vertical
6	12598.7	-61.99	-36.13	-25.00	11.13	25.86	Vertical

LTE Band 66 QPSK 20MHz BW Middle Channel							
NO.	Freq. [MHz]	Reading [dBm]	Level [dBm]	Limit [dBm]	Margin [dB]	Factor [dB]	Polarity
1	834.532	-103.82	-66.74	-13.00	53.74	37.08	Horizontal
2	1479.72	-57.10	-59.14	-13.00	46.14	-2.04	Horizontal
3	3019.95	-57.44	-50.12	-13.00	37.12	7.32	Horizontal
4	5092.22	-58.25	-43.66	-13.00	30.66	14.59	Horizontal
5	7459.14	-59.85	-40.17	-13.00	27.17	19.68	Horizontal
6	17228.8	-62.47	-34.06	-13.00	21.06	28.41	Horizontal
NO.	Freq. [MHz]	Reading [dBm]	Level [dBm]	Limit [dBm]	Margin [dB]	Factor [dB]	Polarity
1	755.437	-104.27	-68.38	-13.00	55.38	35.89	Vertical
2	1473.62	-56.76	-58.83	-13.00	45.83	-2.07	Vertical
3	3008.75	-56.92	-49.57	-13.00	36.57	7.35	Vertical
4	5098.35	-58.11	-43.49	-13.00	30.49	14.62	Vertical
5	7713.88	-59.81	-40.51	-13.00	27.51	19.30	Vertical
6	17203.0	-64.17	-35.90	-13.00	22.90	28.27	Vertical

2.7. Frequency Stability

2.7.1. Requirement

According to FCC requirement, the frequency stability shall be sufficient to ensure that the fundamental emission stays within the authorized frequency block. The frequency stability shall be measured by variation of ambient temperature and variation of primary supply voltage to ensure that the fundamental emission stays within the authorized frequency block. The frequency stability of the transmitter shall be maintained within ±0.00025% (±2.5ppm) of the center frequency. According to FCC section 2.1055, the test conditions are:

(1) The temperature is varied from -30°C to +50°C at intervals of not more than 10°C.

(2) For hand carried battery powered equipment, the primary supply voltage is reduced to the battery operating end point which shall be specified by the manufacture. The supply voltage shall be measured at the input to the cable normally provided with the equipment, or at the power supply terminals if cables are not normally provided.

2.7.2. Measuring Instruments

The measuring equipment is listed in the section 3 of this test report.

2.7.3. Test Setup

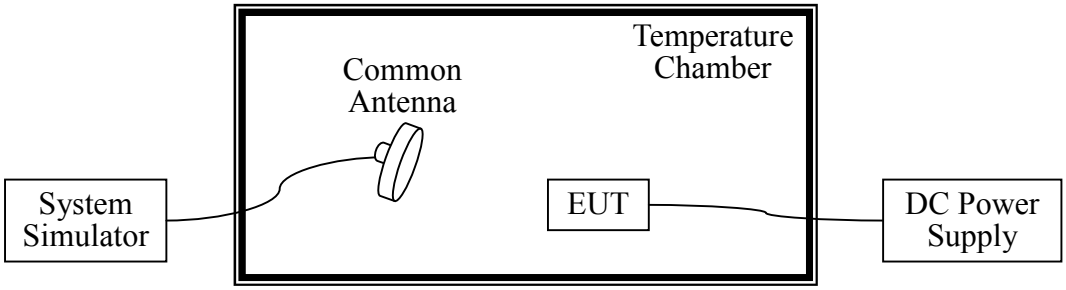

2.7.4. Test Procedures

1. The EUT was set up in the thermal chamber and connected with the system simulator.
2. With power OFF, the temperature was decreased to -30°C and the EUT was stabilized before testing. Power was applied and the maximum change in frequency was recorded within one minute.
3. With power OFF, the temperature was raised in 10°C step up to 50°C. The EUT was stabilized at each step for at least half an hour. Power was applied and the maximum frequency change was recorded within one minute.
4. The nominal, highest and lowest extreme voltages were tested, which are specified by the applicant; the normal temperature here used is 20°C.
5. The variation in frequency was measured for the worst case.

2.7.5. Test Result of Frequency Stability

Please refer to Appendix A for detail

3. List of measuring equipment

Item	Test Equipment	Manufacturer	Model No.	Serial No.	Cal Date	Due Date
1	EMI Test Receiver	ROHDE&SCHWARZ	ESW26	A180502935	2023.06.08	2024.06.07
2	5M Anechoic Chamber	Albatross	SAC-5MAC 12.8x6.8x6.4m	A0304210	2022.06.09	2026.06.08
3	Loop Antenna	Schwarz beck	HFH2-Z2	A0304220	2022.05.02	2025.05.01
4	Broadband antenna (30MHz~1GHz)	R&S	HL562	A0304224	2023.06.08	2024.06.07
5	EMI Horn Ant. (1-18G)	ETC	1209	A150402241	2021.01.02	2024.01.01
6	Horn antenna (18GHz~26.5GHz)	AR	AT4510	A0804450	2023.06.01	2024.05.31
7	Amplifier 30M~1GHz	MILMEGA	80RF1000-10004	A140101634	2022.12.13	2023.12.12
8	Amplifier 1G~18GHz	MILMEGA	AS0104R-800/400	A160302517	2022.12.13	2023.12.12
9	Spectrum Analyzer	KEYSIGHT	N9030A	A160702554	2023.02.20	2024.02.19
10	Test Receiver	R&S	ESIB7	A0501375	2023.03.16	2024.03.15
11	Broadband Ant.	2786	ETC	A150402240	2021.09.16	2024.03.03
12	3M Anechoic Chamber	Albatross	SAC-3MAC 9*6*6m	A0412375	2019.03.26	2024.03.25
13	Temperature chamber	ESPEC	SU-642	A150802409	2023.03.18	2024.03.17
14	Wideband Radio Communication tester	R&S	CMW500	A141001983	2022.12.13	2023.12.12
15	Wideband Radio Communication tester	R&S	CMW500	A150802214	2023.06.01	2024.05.31
16	Test Receiver	KEYSIGHT	N9038A	A141202036	2023.06.12	2024.06.11
17	LISN	ROHDE&SCHWARZ	ENV216	A140701847	2023.06.08	2024.06.07

4. Uncertainty of Evaluation

The measurement uncertainties shown below were calculated in accordance with the requirements of ANSI C63.10-2013. All the measurement uncertainty value were shown with a coverage K=2 to indicate 95% level of confidence . The measurement data show herein meets or exceeds the CISPR measurement uncertainty values specified in CISPR 16-4-2 and can be compared directly to specified limit to determine compliance.

Uncertainty of Conducted Emission Measurement (150kHz~30MHz)

Measuring Uncertainty for a level of confidence of 95%(U=2Uc(y))	2.8dB

Uncertainty of Radiated Emission Measurement (9kHz~30MHz)

Measuring Uncertainty for a level of confidence of 95%(U=2Uc(y))	3.5dB

Uncertainty of Radiated Emission Measurement (30MHz~1GHz)

Measuring Uncertainty for a level of confidence of 95%(U=2Uc(y))	3.91dB

Uncertainty of Radiated Emission Measurement (1GHz~18GHz)

Measuring Uncertainty for a level of confidence of 95%(U=2Uc(y))	4.5dB

Uncertainty of Radiated Emission Measurement (18GHz~40GHz)

Measuring Uncertainty for a level of confidence of 95%(U=2Uc(y))	4.9dB

Uncertainty of RF Conducted Measurement (9kHz~40GHz)

Measuring Uncertainty for a level of confidence of 95%(U=2Uc(y))	1.2dB

APPENDIX A

Conducted Output Power and ERP/EIRP

LTE Band 2-Ant4:

LTE Band 2 - 1.4MHz Bandwidth								
Modulation	RB Size	RB Offset	Average Power (dBm)			Ant. Gain (dBi)	Max. EIRP (dBm)	EIRP Limit (dBm)
			18607	18900	19193			
			1850.7MHz	1880.0MHz	1909.3MHz			
QPSK	1	0	23.48	23.41	23.32	-1.50	21.98	33.00
	1	2	23.40	23.44	23.33			
	1	5	23.36	23.42	23.38			
	3	0	22.38	22.46	22.31			
	3	1	22.40	22.45	22.37			
	3	2	22.37	22.45	22.38			
	6	0	22.41	22.47	22.39			
16QAM	1	0	22.52	22.57	22.53	-1.50	21.13	33.00
	1	2	22.54	22.54	22.51			
	1	5	22.56	22.52	22.63			
	3	0	21.34	21.55	21.43			
	3	1	21.48	21.50	21.46			
	3	2	21.55	21.53	21.41			
	6	0	21.40	21.50	21.36			

LTE Band 2 - 3MHz Bandwidth								
Modulation	RB Size	RB Offset	Average Power (dBm)			Ant. Gain (dBi)	Max. EIRP (dBm)	EIRP Limit (dBm)
			18615	18900	19185			
			1851.5MHz	1880.0MHz	1908.5MHz			
QPSK	1	0	23.34	23.33	23.34	-1.50	21.99	33.00
	1	7	23.49	23.49	23.46			
	1	14	23.39	23.46	23.35			
	8	0	22.42	22.39	22.40			
	8	4	22.41	22.41	22.41			
	8	7	22.43	22.51	22.47			
	15	0	22.40	22.40	22.40			
16QAM	1	0	22.39	22.46	22.45	-1.50	21.24	33.00
	1	7	22.63	22.74	22.64			
	1	14	22.68	22.60	22.60			
	8	0	21.52	21.48	21.43			
	8	4	21.52	21.46	21.42			
	8	7	21.56	21.56	21.43			
	15	0	21.47	21.40	21.42			

LTE Band 2 - 5MHz Bandwidth								
Modulation	RB Size	RB Offset	Average Power (dBm)			Ant. Gain (dBi)	Max. EIRP (dBm)	EIRP Limit (dBm)
			18625	18900	19175			
			1852.5MHz	1880.0MHz	1907.5MHz			
QPSK	1	0	23.41	23.42	23.34	-1.50	21.97	33.00
	1	12	23.45	23.45	23.42			
	1	24	23.42	23.47	23.43			
	12	0	22.42	22.42	22.35			
	12	6	22.45	22.40	22.36			
	12	11	22.50	22.51	22.48			
	25	0	22.45	22.43	22.33			
16QAM	1	0	22.52	22.50	22.36	-1.50	21.17	33.00
	1	12	22.61	22.63	22.62			
	1	24	22.52	22.66	22.67			
	12	0	21.51	21.46	21.36			
	12	6	21.42	21.37	21.37			
	12	11	21.54	21.48	21.40			
	25	0	21.49	21.46	21.39			

LTE Band 2 - 10MHz Bandwidth								
Modulation	RB Size	RB Offset	Average Power (dBm)			Ant. Gain (dBi)	Max. EIRP (dBm)	EIRP Limit (dBm)
			18650	18900	19150			
			1855.0MHz	1880.0MHz	1905.0MHz			
QPSK	1	0	23.42	23.45	23.29	-1.50	21.95	33.00
	1	24	23.37	23.41	23.35			
	1	49	23.39	23.42	23.31			
	25	0	22.41	22.48	22.37			
	25	12	22.43	22.50	22.38			
	25	24	22.51	22.55	22.43			
	50	0	22.53	22.47	22.49			
16QAM	1	0	22.54	22.63	22.64	-1.50	21.35	33.00
	1	24	22.61	22.51	22.46			
	1	49	22.60	22.85	22.59			
	25	0	21.43	21.47	21.40			
	25	12	21.45	21.54	21.37			
	25	24	21.52	21.55	21.53			
	50	0	21.51	21.47	21.45			

LTE Band 2 - 15MHz Bandwidth								
Modulation	RB Size	RB Offset	Average Power (dBm)			Ant. Gain (dBi)	Max. EIRP (dBm)	EIRP Limit (dBm)
			18675	18900	19125			
			1857.5MHz	1880.0MHz	1902.5MHz			
QPSK	1	0	23.40	23.37	23.33	-1.50	21.98	33.00
	1	37	23.46	23.48	23.34			
	1	74	23.31	23.38	23.33			
	36	0	22.53	22.66	22.53			
	36	16	22.59	22.64	22.57			
	36	35	22.61	22.55	22.50			
	75	0	22.46	22.41	22.34			
16QAM	1	0	22.44	22.69	22.43	-1.50	21.19	33.00
	1	37	22.59	22.54	22.52			
	1	74	22.57	22.60	22.48			
	36	0	21.47	21.55	21.48			
	36	16	21.51	21.62	21.55			
	36	35	21.50	21.58	21.58			
	75	0	21.49	21.46	21.39			

LTE Band 2 - 20MHz Bandwidth								
Modulation	RB Size	RB Offset	Average Power (dBm)			Ant. Gain (dBi)	Max. EIRP (dBm)	EIRP Limit (dBm)
			18700	18900	19100			
			1860.0MHz	1880.0MHz	1900.0MHz			
QPSK	1	0	23.43	23.41	23.40	-1.50	22.07	33.00
	1	49	23.42	23.57	23.40			
	1	99	23.39	23.49	23.45			
	50	0	22.44	22.49	22.39			
	50	24	22.37	22.48	22.36			
	50	49	22.55	22.51	22.47			
	100	0	22.46	22.42	22.44			
16QAM	1	0	22.49	22.56	22.55	-1.50	21.20	33.00
	1	49	22.55	22.70	22.58			
	1	99	22.49	22.62	22.55			
	50	0	21.46	21.43	21.34			
	50	24	21.47	21.43	21.40			
	50	49	21.49	21.48	21.42			
	100	0	21.52	21.43	21.42			

LTE Band 4-Ant4:

LTE Band 4 - 1.4MHz Bandwidth								
Modulation	RB Size	RB Offset	Average Power (dBm)			Ant. Gain (dBi)	Max. EIRP (dBm)	EIRP Limit (dBm)
			19957	20175	20393			
			1710.7MHz	1732.5MHz	1754.3MHz			
QPSK	1	0	23.26	23.21	23.25	-1.50	21.77	30.00
	1	2	23.19	23.21	23.24			
	1	5	23.26	23.18	23.27			
	3	0	22.24	22.20	22.29			
	3	1	22.20	22.24	22.21			
	3	2	22.26	22.21	22.27			
	6	0	22.28	22.20	22.27			
16QAM	1	0	22.45	22.36	22.50	-1.50	21.01	30.00
	1	2	22.42	22.32	22.49			
	1	5	22.51	22.34	22.46			
	3	0	21.32	21.29	21.32			
	3	1	21.36	21.34	21.30			
	3	2	21.28	21.41	21.27			
	6	0	21.33	21.24	21.21			

LTE Band 4 - 3MHz Bandwidth								
Modulation	RB Size	RB Offset	Average Power (dBm)			Ant. Gain (dBi)	Max. EIRP (dBm)	EIRP Limit (dBm)
			19965	20175	20385			
			1711.5MHz	1732.5MHz	1753.5MHz			
QPSK	1	0	23.19	23.31	23.27	-1.50	21.93	30.00
	1	7	23.35	23.43	23.35			
	1	14	23.22	23.28	23.28			
	8	0	22.28	22.33	22.32			
	8	4	22.30	22.32	22.31			
	8	7	22.33	22.41	22.36			
	15	0	22.30	22.33	22.34			
16QAM	1	0	22.40	22.38	22.38	-1.50	21.18	30.00
	1	7	22.52	22.68	22.55			
	1	14	22.47	22.49	22.45			
	8	0	21.31	21.35	21.38			
	8	4	21.32	21.33	21.40			
	8	7	21.35	21.41	21.41			
	15	0	21.31	21.30	21.39			

LTE Band 4 - 5MHz Bandwidth								
Modulation	RB Size	RB Offset	Average Power (dBm)			Ant. Gain (dBi)	Max. EIRP (dBm)	EIRP Limit (dBm)
			19975	20175	20375			
			1712.5MHz	1732.5MHz	1752.5MHz			
QPSK	1	0	23.36	23.39	23.31	-1.50	21.94	30.00
	1	12	23.31	23.44	23.31			
	1	24	23.39	23.32	23.32			
	12	0	22.36	22.34	22.32			
	12	6	22.34	22.33	22.33			
	12	11	22.33	22.43	22.40			
	25	0	22.34	22.30	22.35			
16QAM	1	0	22.42	22.36	22.36	-1.50	21.04	30.00
	1	12	22.54	22.47	22.48			
	1	24	22.54	22.51	22.47			
	12	0	21.34	21.32	21.31			
	12	6	21.34	21.36	21.36			
	12	11	21.33	21.43	21.47			
	25	0	21.35	21.36	21.35			

LTE Band 4 - 10MHz Bandwidth								
Modulation	RB Size	RB Offset	Average Power (dBm)			Ant. Gain (dBi)	Max. EIRP (dBm)	EIRP Limit (dBm)
			20000	20175	20350			
			1715.0MHz	1732.5MHz	1750.0MHz			
QPSK	1	0	23.24	23.39	23.23	-1.50	21.89	30.00
	1	24	23.32	23.34	23.32			
	1	49	23.32	23.31	23.21			
	25	0	22.30	22.35	22.32			
	25	12	22.25	22.37	22.25			
	25	24	22.31	22.43	22.34			
	50	0	22.32	22.34	22.28			
16QAM	1	0	22.55	22.43	22.37	-1.50	21.05	30.00
	1	24	22.50	22.50	22.48			
	1	49	22.42	22.43	22.49			
	25	0	21.31	21.41	21.33			
	25	12	21.27	21.40	21.37			
	25	24	21.33	21.42	21.38			
	50	0	21.35	21.36	21.28			

LTE Band 4 - 15MHz Bandwidth								
Modulation	RB Size	RB Offset	Average Power (dBm)			Ant. Gain (dBi)	Max. EIRP (dBm)	EIRP Limit (dBm)
			20025	20175	20325			
			1717.5MHz	1732.5MHz	1747.5MHz			
QPSK	1	0	23.39	23.28	23.32	-1.50	21.89	30.00
	1	37	23.23	23.30	23.19			
	1	74	23.11	23.28	23.20			
	36	0	22.55	22.49	22.49			
	36	16	22.37	22.58	22.61			
	36	35	22.29	22.56	22.29			
	75	0	22.27	22.25	22.25			
16QAM	1	0	22.49	22.46	22.66	-1.50	21.16	30.00
	1	37	22.40	22.46	22.46			
	1	74	22.33	22.53	22.37			
	36	0	21.39	21.39	21.38			
	36	16	21.44	21.54	21.56			
	36	35	21.37	21.40	21.36			
	75	0	21.32	21.30	21.32			

LTE Band 4 - 20MHz Bandwidth								
Modulation	RB Size	RB Offset	Average Power (dBm)			Ant. Gain (dBi)	Max. EIRP (dBm)	EIRP Limit (dBm)
			20050	20175	20300			
			1720.0MHz	1732.5MHz	1745.0MHz			
QPSK	1	0	23.22	23.32	23.30	-1.50	21.90	30.00
	1	49	23.31	23.40	23.27			
	1	99	23.20	23.21	23.18			
	50	0	22.27	22.35	22.30			
	50	24	22.26	22.36	22.28			
	50	49	22.31	22.35	22.31			
	100	0	22.31	22.28	22.28			
16QAM	1	0	22.45	22.57	22.41	-1.50	21.20	30.00
	1	49	22.42	22.70	22.53			
	1	99	22.40	22.33	22.31			
	50	0	21.26	21.34	21.27			
	50	24	21.26	21.32	21.27			
	50	49	21.33	21.39	21.27			
	100	0	21.35	21.29	21.30			

LTE Band 5-Ant2:

LTE Band 5 - 1.4MHz Bandwidth								
Modulation	RB Size	RB Offset	Average Power (dBm)			Ant. Gain (dBi)	Max. ERP (dBm)	ERP Limit (dBm)
			20407	20525	20643			
			824.7MHz	836.5MHz	848.3MHz			
QPSK	1	0	22.81	22.85	22.80	-3.40	17.36	38.45
	1	2	22.86	22.91	22.81			
	1	5	22.83	22.82	22.75			
	3	0	21.87	21.82	21.77			
	3	1	21.77	21.86	21.79			
	3	2	21.78	21.82	21.77			
	6	0	21.92	21.95	21.87			
16QAM	1	0	21.96	22.08	21.95	-3.40	16.54	38.45
	1	2	22.04	22.00	21.90			
	1	5	21.88	21.96	22.09			
	3	0	20.90	20.93	20.91			
	3	1	20.87	20.86	20.84			
	3	2	20.91	20.94	20.92			
	6	0	20.93	21.05	20.88			

LTE Band 5 - 3MHz Bandwidth								
Modulation	RB Size	RB Offset	Average Power (dBm)			Ant. Gain (dBi)	Max. ERP (dBm)	ERP Limit (dBm)
			20415	20525	20635			
			825.5MHz	836.5MHz	847.5MHz			
QPSK	1	0	22.88	22.81	22.87	-3.40	17.50	38.45
	1	7	23.05	22.87	22.93			
	1	14	22.89	22.76	22.85			
	8	0	22.11	21.92	21.92			
	8	4	22.12	21.90	21.91			
	8	7	22.09	21.93	21.94			
	15	0	22.08	21.85	22.01			
16QAM	1	0	22.05	22.05	22.04	-3.40	16.64	38.45
	1	7	22.18	22.04	22.19			
	1	14	22.06	22.06	22.02			
	8	0	21.11	20.93	20.95			
	8	4	21.09	20.95	20.90			
	8	7	21.10	21.03	20.97			
	15	0	21.11	20.96	21.06			

LTE Band 5 - 5MHz Bandwidth								
Modulation	RB Size	RB Offset	Average Power (dBm)			Ant. Gain (dBi)	Max. ERP (dBm)	ERP Limit (dBm)
			20425	20525	20625			
			826.5MHz	836.5MHz	846.5MHz			
QPSK	1	0	22.97	23.03	22.98	-3.40	17.48	38.45
	1	12	22.97	22.95	22.95			
	1	24	22.90	22.89	22.89			
	12	0	21.94	21.96	21.88			
	12	6	21.95	21.93	21.86			
	12	11	22.00	21.94	21.93			
	25	0	22.01	21.89	21.85			
16QAM	1	0	22.14	22.10	21.98	-3.40	16.59	38.45
	1	12	22.05	22.14	21.91			
	1	24	22.14	22.07	21.96			
	12	0	20.91	21.03	20.94			
	12	6	20.90	20.90	20.86			
	12	11	21.08	20.98	21.00			
	25	0	21.01	20.92	20.87			

LTE Band 5 - 10MHz Bandwidth								
Modulation	RB Size	RB Offset	Average Power (dBm)			Ant. Gain (dBi)	Max. ERP (dBm)	ERP Limit (dBm)
			20450	20525	20600			
			829.0MHz	836.5MHz	844.0MHz			
QPSK	1	0	22.83	22.93	22.95	-3.40	17.47	38.45
	1	24	22.87	23.02	22.83			
	1	49	22.78	22.89	22.81			
	25	0	21.96	22.00	21.93			
	25	12	21.96	21.97	21.93			
	25	24	21.98	22.01	21.97			
	50	0	22.02	21.94	21.94			
16QAM	1	0	21.96	22.10	22.17	-3.40	16.62	38.45
	1	24	22.06	22.14	22.15			
	1	49	22.02	21.93	21.96			
	25	0	20.97	21.02	20.96			
	25	12	21.04	20.99	20.97			
	25	24	21.07	21.08	20.98			
	50	0	21.03	20.97	20.94			

LTE Band 7-Ant4:

LTE Band 7 - 5MHz Bandwidth								
Modulation	RB Size	RB Offset	Average Power (dBm)			Ant. Gain (dBi)	Max. EIRP (dBm)	EIRP Limit (dBm)
			20775	21100	21425			
			2502.5MHz	2535.0MHz	2567.5MHz			
QPSK	1	0	23.54	23.46	23.61	-1.50	22.16	33.00
	1	12	23.58	23.58	23.66			
	1	24	23.45	23.45	23.55			
	12	0	22.51	22.52	22.57			
	12	6	22.57	22.50	22.56			
	12	11	22.60	22.52	22.64			
	25	0	22.55	22.53	22.68			
16QAM	1	0	22.69	22.63	22.73	-1.50	21.27	33.00
	1	12	22.73	22.63	22.77			
	1	24	22.48	22.61	22.68			
	12	0	21.60	21.56	21.54			
	12	6	21.64	21.52	21.63			
	12	11	21.60	21.46	21.75			
	25	0	21.61	21.51	21.66			

LTE Band 7 - 10MHz Bandwidth								
Modulation	RB Size	RB Offset	Average Power (dBm)			Ant. Gain (dBi)	Max. EIRP (dBm)	EIRP Limit (dBm)
			20800	21100	21400			
			2505.0MHz	2535.0MHz	2565.0MHz			
QPSK	1	0	23.48	23.46	23.53	-1.50	22.04	33.00
	1	24	23.45	23.44	23.54			
	1	49	23.38	23.37	23.45			
	25	0	22.57	22.54	22.55			
	25	12	22.61	22.54	22.53			
	25	24	22.57	22.53	22.59			
	50	0	22.55	22.53	22.65			
16QAM	1	0	22.53	22.81	22.69	-1.50	21.31	33.00
	1	24	22.77	22.74	22.74			
	1	49	22.66	22.63	22.67			
	25	0	21.62	21.48	21.54			
	25	12	21.61	21.57	21.60			
	25	24	21.58	21.60	21.66			
	50	0	21.59	21.55	21.63			

LTE Band 7 - 15MHz Bandwidth								
Modulation	RB Size	RB Offset	Average Power (dBm)			Ant. Gain (dBi)	Max. EIRP (dBm)	EIRP Limit (dBm)
			20825	21100	21375			
			2507.5MHz	2535.0MHz	2562.5MHz			
QPSK	1	0	23.38	23.43	23.50	-1.50	22.00	33.00
	1	37	23.40	23.41	23.45			
	1	74	23.34	23.32	23.48			
	36	0	22.69	22.70	22.73			
	36	16	22.65	22.61	22.71			
	36	35	22.56	22.54	22.63			
	75	0	22.44	22.43	22.59			
16QAM	1	0	22.66	22.64	22.63	-1.50	21.39	33.00
	1	37	22.74	22.62	22.89			
	1	74	22.54	22.65	22.67			
	36	0	21.63	21.56	21.66			
	36	16	21.79	21.61	21.71			
	36	35	21.46	21.65	21.77			
	75	0	21.50	21.47	21.51			

LTE Band 7 - 20MHz Bandwidth								
Modulation	RB Size	RB Offset	Average Power (dBm)			Ant. Gain (dBi)	Max. EIRP (dBm)	EIRP Limit (dBm)
			20850	21100	21350			
			2510.0MHz	2535.0MHz	2560.0MHz			
QPSK	1	0	23.60	23.48	23.48	-1.50	22.14	33.00
	1	49	23.55	23.49	23.64			
	1	99	23.38	23.42	23.54			
	50	0	22.55	22.45	22.56			
	50	24	22.56	22.44	22.60			
	50	49	22.47	22.53	22.62			
	100	0	22.49	22.47	22.60			
16QAM	1	0	22.58	22.71	22.70	-1.50	21.35	33.00
	1	49	22.65	22.60	22.85			
	1	99	22.63	22.63	22.79			
	50	0	21.57	21.45	21.60			
	50	24	21.57	21.38	21.56			
	50	49	21.62	21.54	21.62			
	100	0	21.61	21.57	21.64			

LTE Band 12-Ant2:

LTE Band 12 - 1.4MHz Bandwidth								
Modulation	RB Size	RB Offset	Average Power (dBm)			Ant. Gain (dBi)	Max. ERP (dBm)	ERP Limit (dBm)
			23017	23095	23173			
			699.7MHz	707.5MHz	715.3MHz			
QPSK	1	0	22.80	23.03	22.81	-3.40	17.56	33.77
	1	2	22.78	23.11	22.86			
	1	5	22.73	23.00	22.81			
	3	0	21.76	21.96	21.76			
	3	1	21.73	21.98	21.71			
	3	2	21.79	21.95	21.76			
	6	0	21.81	21.93	21.78			
16QAM	1	0	21.87	22.03	21.94	-3.40	16.63	33.77
	1	2	21.97	22.18	22.01			
	1	5	21.94	22.12	21.96			
	3	0	20.88	21.12	20.93			
	3	1	20.86	21.02	20.91			
	3	2	20.82	21.05	20.94			
	6	0	20.82	20.98	20.91			

LTE Band 12 - 3MHz Bandwidth								
Modulation	RB Size	RB Offset	Average Power (dBm)			Ant. Gain (dBi)	Max. ERP (dBm)	ERP Limit (dBm)
			23025	23095	23165			
			700.5MHz	707.5MHz	714.5MHz			
QPSK	1	0	22.91	22.72	22.97	-3.40	17.54	33.77
	1	7	23.09	22.92	23.07			
	1	14	22.96	22.77	22.88			
	8	0	22.07	21.90	21.96			
	8	4	22.08	21.86	21.97			
	8	7	22.06	21.87	22.04			
	15	0	22.10	21.84	22.04			
16QAM	1	0	22.19	21.88	22.07	-3.40	16.64	33.77
	1	7	22.13	22.13	22.19			
	1	14	22.07	21.85	22.07			
	8	0	21.13	20.91	20.97			
	8	4	21.12	20.92	20.99			
	8	7	21.09	20.95	21.03			
	15	0	21.10	20.86	21.04			

LTE Band 12 - 5MHz Bandwidth								
Modulation	RB Size	RB Offset	Average Power (dBm)			Ant. Gain (dBi)	Max. ERP (dBm)	ERP Limit (dBm)
			23035	23095	23155			
			701.5MHz	707.5MHz	713.5MHz			
QPSK	1	0	22.81	23.09	23.00	-3.40	17.57	33.77
	1	12	22.83	23.12	22.93			
	1	24	22.88	22.87	22.94			
	12	0	21.80	21.95	21.83			
	12	6	21.80	21.97	21.83			
	12	11	21.85	21.86	21.86			
	25	0	21.82	21.85	21.87			
16QAM	1	0	21.85	22.05	22.08	-3.40	16.54	33.77
	1	12	22.03	22.09	21.91			
	1	24	21.97	21.95	21.99			
	12	0	20.92	20.92	20.80			
	12	6	20.74	20.95	20.81			
	12	11	20.92	20.93	20.93			
	25	0	20.89	20.94	20.88			

LTE Band 12 - 10MHz Bandwidth								
Modulation	RB Size	RB Offset	Average Power (dBm)			Ant. Gain (dBi)	Max. ERP (dBm)	ERP Limit (dBm)
			23060	23095	23130			
			704.0MHz	707.5MHz	711.0MHz			
QPSK	1	0	22.74	23.05	22.80	-3.40	17.61	33.77
	1	24	22.82	23.16	22.84			
	1	49	22.76	22.91	22.79			
	25	0	21.82	21.96	21.84			
	25	12	21.83	21.87	21.81			
	25	24	21.88	21.90	21.88			
	50	0	21.89	21.83	21.82			
16QAM	1	0	22.01	22.08	21.99	-3.40	16.53	33.77
	1	24	21.92	21.94	22.02			
	1	49	21.95	22.07	21.87			
	25	0	20.86	20.95	20.85			
	25	12	20.81	20.87	20.87			
	25	24	20.91	20.93	20.94			
	50	0	20.91	20.87	20.84			

LTE Band 17-Ant2:

LTE Band 17 - 5MHz Bandwidth								
Modulation	RB Size	RB Offset	Average Power (dBm)			Ant. Gain (dBi)	Max. ERP (dBm)	ERP Limit (dBm)
			23755	23790	23825			
			706.5MHz	710.0MHz	713.5MHz			
QPSK	1	0	22.92	22.95	22.90	-3.40	17.40	33.77
	1	12	22.91	22.87	22.87			
	1	24	22.91	22.86	22.86			
	12	0	21.82	21.85	21.84			
	12	6	21.83	21.86	21.83			
	12	11	21.87	21.89	21.90			
	25	0	21.88	21.81	21.81			
16QAM	1	0	22.08	22.00	21.98	-3.40	16.56	33.77
	1	12	22.05	22.06	22.11			
	1	24	21.89	21.97	21.94			
	12	0	20.84	20.83	20.89			
	12	6	20.86	20.95	20.86			
	12	11	20.88	20.92	20.93			
	25	0	20.91	20.85	20.85			

LTE Band 17 - 10MHz Bandwidth								
Modulation	RB Size	RB Offset	Average Power (dBm)			Ant. Gain (dBi)	Max. ERP (dBm)	ERP Limit (dBm)
			23780	23790	23800			
			709.0MHz	710.0MHz	711.0MHz			
QPSK	1	0	22.78	22.72	22.70	-3.40	17.25	33.77
	1	24	22.75	22.78	22.80			
	1	49	22.70	22.77	22.73			
	25	0	21.81	21.84	21.86			
	25	12	21.81	21.85	21.84			
	25	24	21.89	21.89	21.92			
	50	0	21.83	21.81	21.84			
16QAM	1	0	21.89	21.93	21.93	-3.40	16.53	33.77
	1	24	22.08	22.03	21.93			
	1	49	21.88	21.99	21.98			
	25	0	20.89	20.88	20.87			
	25	12	20.88	20.86	20.90			
	25	24	20.95	20.92	20.95			
	50	0	20.84	20.84	20.87			

LTE Band 26(Part 90)-Ant2:

LTE Band 26 (Part 90) - 1.4MHz Bandwidth								
Modulation	RB Size	RB Offset	Average Power (dBm)			Ant. Gain (dBi)	Max. ERP (dBm)	ERP Limit (dBm)
			26697	26740	26783			
			814.7MHz	819.0MHz	823.3MHz			
QPSK	1	0	23.11	23.07	23.06	-3.40	17.62	50.00
	1	2	23.11	23.10	23.17			
	1	5	23.05	23.12	23.11			
	3	0	22.16	22.08	22.15			
	3	1	22.08	22.12	22.15			
	3	2	22.14	21.16	22.23			
	6	0	22.11	22.13	22.20			
16QAM	1	0	22.25	22.20	22.20	-3.40	16.80	50.00
	1	2	22.24	22.25	22.29			
	1	5	22.18	22.35	22.13			
	3	0	21.15	21.23	21.15			
	3	1	21.17	21.24	21.21			
	3	2	21.14	21.17	21.23			
	6	0	21.00	21.17	21.14			

LTE Band 26 (Part 90) - 3MHz Bandwidth								
Modulation	RB Size	RB Offset	Average Power (dBm)			Ant. Gain (dBi)	Max. ERP (dBm)	ERP Limit (dBm)
			26705	26740	26775			
			815.5MHz	819.0MHz	822.5MHz			
QPSK	1	0	22.99	23.02	23.05	-3.40	17.59	50.00
	1	7	23.01	23.04	23.14			
	1	14	23.08	23.03	23.05			
	8	0	22.10	22.15	22.08			
	8	4	22.08	22.15	22.07			
	8	7	22.08	22.16	22.13			
	15	0	22.07	22.16	22.20			
16QAM	1	0	22.14	22.19	22.12	-3.40	16.77	50.00
	1	7	22.25	22.32	22.21			
	1	14	22.11	22.31	22.18			
	8	0	21.18	21.23	21.10			
	8	4	21.15	21.22	21.11			
	8	7	21.15	21.23	21.22			
	15	0	21.11	21.18	21.21			

LTE Band 26 (Part 90) - 5MHz Bandwidth								
Modulation	RB Size	RB Offset	Average Power (dBm)			Ant. Gain (dBi)	Max. ERP (dBm)	ERP Limit (dBm)
			26715	26740	26765			
			816.5MHz	819.0MHz	821.5MHz			
QPSK	1	0	23.10	23.13	23.16	-3.40	17.61	50.00
	1	12	23.13	23.13	23.11			
	1	24	23.03	23.06	23.12			
	12	0	22.03	22.10	22.14			
	12	6	22.03	22.10	22.13			
	12	11	22.08	22.14	22.15			
	25	0	22.11	22.18	22.16			
16QAM	1	0	22.19	22.30	22.37	-3.40	16.82	50.00
	1	12	22.30	22.14	22.28			
	1	24	22.13	22.15	22.16			
	12	0	21.11	21.13	21.13			
	12	6	21.06	21.09	21.13			
	12	11	21.07	21.13	21.10			
	25	0	21.12	21.18	21.19			

LTE Band 26 (Part 90) - 10MHz Bandwidth								
Modulation	RB Size	RB Offset	Average Power (dBm)			Ant. Gain (dBi)	Max. ERP (dBm)	ERP Limit (dBm)
			/	26740	/			
			/	819.0MHz	/			
QPSK	1	0	/	23.11	/	-3.40	17.56	50.00
	1	24	/	23.03	/			
	1	49	/	23.03	/			
	25	0	/	22.13	/			
	25	12	/	22.17	/			
	25	24	/	22.15	/			
	50	0	/	22.20	/			
16QAM	1	0	/	22.12	/	-3.40	16.60	50.00
	1	24	/	22.15	/			
	1	49	/	22.11	/			
	25	0	/	21.15	/			
	25	12	/	21.16	/			
	25	24	/	21.20	/			
	50	0	/	21.20	/			

LTE Band 26(Part 22)-Ant2:

LTE Band 26 (Part 22) - 1.4MHz Bandwidth								
Modulation	RB Size	RB Offset	Average Power (dBm)			Ant. Gain (dBi)	Max. ERP (dBm)	ERP Limit (dBm)
			26797	26915	27033			
			824.7MHz	836.5MHz	848.3MHz			
QPSK	1	0	23.04	23.09	23.03	-3.40	17.57	38.45
	1	2	23.09	23.12	23.00			
	1	5	23.08	23.07	23.00			
	3	0	21.99	22.06	22.01			
	3	1	21.98	22.05	22.00			
	3	2	22.08	22.07	21.97			
	6	0	22.09	22.13	22.03			
16QAM	1	0	22.14	22.35	22.15	-3.40	16.80	38.45
	1	2	22.17	22.28	22.14			
	1	5	22.16	22.23	22.22			
	3	0	21.10	21.10	21.09			
	3	1	21.16	21.08	21.13			
	3	2	21.22	21.03	21.04			
	6	0	21.19	21.11	21.14			

LTE Band 26 (Part 22) - 3MHz Bandwidth								
Modulation	RB Size	RB Offset	Average Power (dBm)			Ant. Gain (dBi)	Max. ERP (dBm)	ERP Limit (dBm)
			26805	26915	27025			
			825.5MHz	836.5MHz	847.5MHz			
QPSK	1	0	23.07	22.97	22.98	-3.40	17.54	38.45
	1	7	23.09	23.04	23.05			
	1	14	23.02	23.00	22.93			
	8	0	22.08	22.07	22.04			
	8	4	22.07	22.04	22.03			
	8	7	22.16	22.15	22.06			
	15	0	22.14	22.17	22.11			
16QAM	1	0	22.20	22.14	22.18	-3.40	16.81	38.45
	1	7	22.36	22.27	22.15			
	1	14	22.21	22.22	22.16			
	8	0	21.09	21.12	21.15			
	8	4	21.12	21.09	21.14			
	8	7	21.15	21.18	21.16			
	15	0	21.19	21.14	21.15			

LTE Band 26 (Part 22) - 5MHz Bandwidth								
Modulation	RB Size	RB Offset	Average Power (dBm)			Ant. Gain (dBi)	Max. ERP (dBm)	ERP Limit (dBm)
			26815	26915	27015			
			826.5MHz	836.5MHz	846.5MHz			
QPSK	1	0	23.12	23.10	23.10	-3.40	17.57	38.45
	1	12	23.10	23.08	23.07			
	1	24	23.02	22.99	23.02			
	12	0	22.11	22.07	22.06			
	12	6	22.09	22.11	22.07			
	12	11	22.12	22.13	22.07			
	25	0	22.13	22.13	22.03			
16QAM	1	0	22.24	22.01	22.03	-3.40	16.78	38.45
	1	12	22.33	22.10	22.17			
	1	24	22.23	22.01	22.09			
	12	0	21.15	21.13	21.12			
	12	6	21.12	21.14	21.02			
	12	11	21.21	21.13	21.11			
	25	0	21.13	21.14	21.03			

LTE Band 26 (Part 22) - 10MHz Bandwidth								
Modulation	RB Size	RB Offset	Average Power (dBm)			Ant. Gain (dBi)	Max. ERP (dBm)	ERP Limit (dBm)
			26840	26915	26990			
			829.0MHz	836.5MHz	844.0MHz			
QPSK	1	0	23.09	23.03	23.08	-3.40	17.57	38.45
	1	24	23.06	23.12	23.04			
	1	49	23.07	23.03	23.02			
	25	0	22.12	22.14	22.11			
	25	12	22.12	22.12	22.11			
	25	24	22.12	22.11	22.07			
	50	0	22.17	22.16	22.18			
16QAM	1	0	22.25	22.29	22.17	-3.40	16.74	38.45
	1	24	22.26	22.27	22.18			
	1	49	22.26	22.12	22.10			
	25	0	21.17	21.17	21.13			
	25	12	21.17	21.16	21.07			
	25	24	21.11	21.15	21.08			
	50	0	21.18	21.12	21.19			

LTE Band 26 (Part 22&) - 15MHz Bandwidth								
Modulation	RB Size	RB Offset	Average Power (dBm)			Ant. Gain (dBi)	Max. ERP (dBm)	ERP Limit (dBm)
			26865	26915	26965			
			831.5MHz	836.5MHz	841.5MHz			
QPSK	1	0	23.04	22.98	23.04	-3.40	17.52	38.45
	1	37	23.07	23.06	23.00			
	1	74	23.05	23.02	22.88			
	36	0	22.23	22.15	22.17			
	36	16	22.06	22.18	22.29			
	36	35	22.23	22.31	22.19			
	75	0	21.98	22.06	21.99			
16QAM	1	0	22.07	22.34	22.11	-3.40	16.79	38.45
	1	37	22.17	22.22	22.17			
	1	74	22.18	22.05	22.10			
	36	0	21.16	21.19	21.23			
	36	16	21.27	21.12	21.18			
	36	35	21.09	21.17	21.09			
	75	0	21.05	21.06	20.98			

LTE Band 40(Block A)-Ant4:

LTE Band 40(Block A) - 5MHz Bandwidth								
Modulation	RB Size	RB Offset	Average Power (dBm)			Ant. Gain (dBi)	Max. EIRP (dBm)	EIRP Limit (dBm)
			38725	38750	38775			
			2307.5MHz	2310.0MHz	2312.5MHz			
QPSK	1	0	23.14	23.27	23.20	-1.60	21.68	24.00
	1	12	23.28	23.22	23.17			
	1	24	23.18	23.25	23.15			
	12	0	22.18	22.21	22.21			
	12	6	22.17	22.19	22.19			
	12	11	22.17	22.17	22.19			
	25	0	22.19	22.14	22.17			
16QAM	1	0	22.18	22.52	22.34	-1.60	20.92	24.00
	1	12	22.33	22.31	22.41			
	1	24	22.15	22.30	22.38			
	12	0	21.24	21.17	21.33			
	12	6	21.24	21.23	21.37			
	12	11	21.24	21.28	21.31			
	25	0	21.20	21.20	21.19			

LTE Band 40(Block A) - 10MHz Bandwidth								
Modulation	RB Size	RB Offset	Average Power (dBm)			Ant. Gain (dBi)	Max. EIRP (dBm)	EIRP Limit (dBm)
			/	38750	/			
			/	2310.0MHz	/			
QPSK	1	0	/	23.25	/	-1.60	21.73	24.00
	1	24	/	23.33	/			
	1	49	/	23.29	/			
	25	0	/	22.25	/			
	25	12	/	22.31	/			
	25	24	/	22.17	/			
	50	0	/	22.16	/			
16QAM	1	0	/	22.33	/	-1.60	20.84	24.00
	1	24	/	22.29	/			
	1	49	/	22.44	/			
	25	0	/	21.19	/			
	25	12	/	21.21	/			
	25	24	/	21.15	/			
	50	0	/	21.10	/			

LTE Band 40(Block B)-Ant4:

LTE Band 40(Block B) - 5MHz Bandwidth								
Modulation	RB Size	RB Offset	Average Power (dBm)			Ant. Gain (dBi)	Max. EIRP (dBm)	EIRP Limit (dBm)
			39170	39200	39225			
			2352.5MHz	2355.0MHz	2357.5MHz			
QPSK	1	0	23.16	23.18	23.16	-1.60	21.65	24.00
	1	12	23.17	23.14	23.25			
	1	24	23.20	23.18	23.15			
	12	0	22.08	22.05	22.06			
	12	6	22.06	22.06	22.05			
	12	11	22.16	22.13	22.13			
	25	0	22.17	22.14	22.15			
16QAM	1	0	22.19	22.44	22.34	-1.60	20.84	24.00
	1	12	22.29	22.29	22.41			
	1	24	22.39	22.27	22.36			
	12	0	21.21	21.08	21.13			
	12	6	21.09	21.10	21.03			
	12	11	21.16	21.21	21.22			
	25	0	21.19	21.20	21.20			

LTE Band 40(Block B) - 10MHz Bandwidth								
Modulation	RB Size	RB Offset	Average Power (dBm)			Ant. Gain (dBi)	Max. EIRP (dBm)	EIRP Limit (dBm)
			/	39200	/			
			/	2355.0MHz	/			
QPSK	1	0	/	23.25	/	-1.60	21.73	24.00
	1	24	/	23.33	/			
	1	49	/	23.29	/			
	25	0	/	22.25	/			
	25	12	/	22.31	/			
	25	24	/	22.17	/			
	50	0	/	22.16	/			
16QAM	1	0	/	22.18	/	-1.60	20.92	24.00
	1	24	/	22.52	/			
	1	49	/	22.35	/			
	25	0	/	21.12	/			
	25	12	/	21.11	/			
	25	24	/	21.21	/			
	50	0	/	21.17	/			

LTE Band 41-Ant4:

LTE Band 41 - 5MHz Bandwidth								
Modulation	RB Size	RB Offset	Average Power (dBm)			Ant. Gain (dBi)	Max. EIRP (dBm)	EIRP Limit (dBm)
			39675	40620	41565			
			2498.5MHz	2593.0MHz	2687.5MHz			
QPSK	1	0	24.15	24.13	24.24	-1.80	22.47	33.00
	1	12	24.19	24.23	24.27			
	1	24	24.15	24.20	24.22			
	12	0	23.19	23.15	23.28			
	12	6	23.15	23.18	23.21			
	12	11	23.09	23.21	23.30			
	25	0	23.06	23.14	23.23			
16QAM	1	0	23.18	23.12	23.36	-1.80	21.64	33.00
	1	12	23.12	23.19	23.44			
	1	24	23.09	23.02	23.27			
	12	0	22.11	22.08	22.17			
	12	6	22.24	22.14	22.32			
	12	11	22.21	22.15	22.37			
	25	0	22.08	22.07	22.26			

LTE Band 41 - 10MHz Bandwidth								
Modulation	RB Size	RB Offset	Average Power (dBm)			Ant. Gain (dBi)	Max. EIRP (dBm)	EIRP Limit (dBm)
			39700	40620	41540			
			2501.0MHz	2593.0MHz	2685.0MHz			
QPSK	1	0	24.12	24.05	24.23	-1.80	22.44	33.00
	1	24	24.12	24.16	24.24			
	1	49	24.10	24.11	24.19			
	25	0	23.11	23.01	23.24			
	25	12	23.16	23.18	23.26			
	25	24	23.05	23.12	23.31			
	50	0	23.08	23.05	23.13			
16QAM	1	0	23.19	23.19	23.24	-1.80	22.54	33.00
	1	24	23.17	23.17	24.34			
	1	49	23.12	23.12	24.19			
	25	0	22.18	22.09	22.21			
	25	12	22.17	22.11	22.23			
	25	24	22.04	22.19	22.30			
	50	0	22.16	22.07	22.32			

LTE Band 41 - 15MHz Bandwidth								
Modulation	RB Size	RB Offset	Average Power (dBm)			Ant. Gain (dBi)	Max. EIRP (dBm)	EIRP Limit (dBm)
			39725	40620	41515			
			2503.5MHz	2593.0MHz	2682.5MHz			
QPSK	1	0	24.10	24.09	24.16	-1.80	22.44	33.00
	1	37	24.13	24.13	24.24			
	1	74	24.10	24.14	24.14			
	36	0	23.06	23.11	23.20			
	36	16	23.02	23.07	23.19			
	36	35	22.95	23.08	23.21			
	75	0	22.87	23.03	23.04			
16QAM	1	0	22.90	23.05	23.04	-1.80	21.33	33.00
	1	37	22.73	22.88	23.13			
	1	74	22.84	22.83	23.10			
	36	0	21.97	22.12	22.14			
	36	16	21.92	21.99	22.08			
	36	35	21.81	21.87	22.18			
	75	0	21.73	22.04	22.22			

LTE Band 41 - 20MHz Bandwidth								
Modulation	RB Size	RB Offset	Average Power (dBm)			Ant. Gain (dBi)	Max. EIRP (dBm)	EIRP Limit (dBm)
			39750	40620	41490			
			2506.0MHz	2593.0MHz	2680.0MHz			
QPSK	1	0	24.28	24.19	24.33	-1.80	22.56	33.00
	1	49	24.11	24.13	24.36			
	1	99	24.15	24.17	24.21			
	50	0	23.05	23.11	23.06			
	50	24	23.14	23.10	23.13			
	50	49	23.06	23.07	23.10			
	100	0	23.05	23.01	23.02			
16QAM	1	0	23.05	23.14	23.18	-1.80	21.38	33.00
	1	49	23.12	23.11	23.16			
	1	99	23.16	23.09	23.05			
	50	0	22.06	22.16	22.14			
	50	24	22.15	22.10	22.21			
	50	49	22.04	22.08	22.23			
	100	0	22.10	22.05	22.21			

LTE Band 66-Ant4:

LTE Band 66 - 1.4MHz Bandwidth								
Modulation	RB Size	RB Offset	Average Power (dBm)			Ant. Gain (dBi)	Max. EIRP (dBm)	EIRP Limit (dBm)
			131979	132322	132665			
			1710.7MHz	1745.0MHz	1779.3MHz			
QPSK	1	0	23.17	23.18	23.10	-1.50	21.69	30.00
	1	2	23.18	23.19	23.11			
	1	5	23.15	23.17	23.13			
	3	0	22.18	22.17	22.11			
	3	1	22.14	22.16	22.06			
	3	2	22.12	22.15	22.08			
	6	0	22.18	22.24	22.15			
16QAM	1	0	22.28	22.33	22.25	-1.50	20.83	30.00
	1	2	22.30	22.26	22.25			
	1	5	22.31	22.28	22.26			
	3	0	21.28	21.28	21.17			
	3	1	21.25	21.27	21.21			
	3	2	21.24	21.26	21.18			
	6	0	21.23	21.22	21.19			

LTE Band 66 - 3MHz Bandwidth								
Modulation	RB Size	RB Offset	Average Power (dBm)			Ant. Gain (dBi)	Max. EIRP (dBm)	EIRP Limit (dBm)
			131987	132322	132657			
			1711.5MHz	1745.0MHz	1778.5MHz			
QPSK	1	0	23.10	23.06	23.10	-1.50	21.74	30.00
	1	7	23.23	23.23	23.24			
	1	14	23.17	23.10	23.12			
	8	0	22.20	22.17	22.18			
	8	4	22.20	22.17	22.14			
	8	7	22.23	22.28	22.23			
	15	0	22.23	22.19	22.22			
16QAM	1	0	22.30	22.23	22.31	-1.50	21.00	30.00
	1	7	22.40	22.45	22.50			
	1	14	22.31	22.28	22.17			
	8	0	21.25	21.27	21.22			
	8	4	21.25	21.27	21.22			
	8	7	21.28	21.36	21.20			
	15	0	21.29	21.20	21.25			

LTE Band 66 - 5MHz Bandwidth								
Modulation	RB Size	RB Offset	Average Power (dBm)			Ant. Gain (dBi)	Max. EIRP (dBm)	EIRP Limit (dBm)
			131997	132322	132647			
			1712.5MHz	1745.0MHz	1777.5MHz			
QPSK	1	0	23.19	23.20	23.16	-1.50	21.80	30.00
	1	12	23.23	23.30	23.19			
	1	24	23.26	23.27	23.22			
	12	0	22.22	22.21	22.17			
	12	6	22.21	22.20	22.15			
	12	11	22.22	22.30	22.19			
	25	0	22.22	22.18	22.19			
16QAM	1	0	22.30	22.34	22.40	-1.50	20.95	30.00
	1	12	22.38	22.45	22.34			
	1	24	22.20	22.40	22.25			
	12	0	21.20	21.14	21.17			
	12	6	21.21	21.18	21.12			
	12	11	21.26	21.27	21.25			
	25	0	21.22	21.20	21.21			

LTE Band 66 - 10MHz Bandwidth								
Modulation	RB Size	RB Offset	Average Power (dBm)			Ant. Gain (dBi)	Max. EIRP (dBm)	EIRP Limit (dBm)
			132022	132322	132622			
			1715.0MHz	1745.0MHz	1775.0MHz			
QPSK	1	0	23.23	23.25	23.31	-1.50	21.82	30.00
	1	24	23.26	23.29	23.25			
	1	49	23.25	23.32	23.18			
	25	0	22.20	22.24	22.20			
	25	12	22.18	22.26	22.16			
	25	24	22.22	22.26	22.21			
	50	0	22.22	22.21	22.13			
16QAM	1	0	22.34	22.41	22.23	-1.50	20.91	30.00
	1	24	22.35	22.27	22.36			
	1	49	22.29	22.38	22.39			
	25	0	21.25	21.24	21.19			
	25	12	21.21	21.23	21.23			
	25	24	21.27	21.31	21.23			
	50	0	21.27	21.24	21.16			

LTE Band 66 - 15MHz Bandwidth								
Modulation	RB Size	RB Offset	Average Power (dBm)			Ant. Gain (dBi)	Max. EIRP (dBm)	EIRP Limit (dBm)
			132047	132322	132597			
			1717.5MHz	1745.0MHz	1772.5MHz			
QPSK	1	0	23.15	23.13	23.14	-1.50	21.65	30.00
	1	37	23.10	23.10	23.09			
	1	74	23.09	23.02	23.05			
	36	0	22.20	22.45	22.33			
	36	16	22.42	22.34	22.37			
	36	35	22.18	22.25	22.24			
	75	0	22.18	22.11	22.12			
16QAM	1	0	22.37	22.43	22.44	-1.50	20.94	30.00
	1	37	22.27	22.37	22.32			
	1	74	22.14	22.37	22.34			
	36	0	21.29	21.39	21.32			
	36	16	21.33	21.40	21.40			
	36	35	21.17	21.26	21.27			
	75	0	21.20	21.13	21.15			

LTE Band 66 - 20MHz Bandwidth								
Modulation	RB Size	RB Offset	Average Power (dBm)			Ant. Gain (dBi)	Max. EIRP (dBm)	EIRP Limit (dBm)
			132072	132322	132572			
			1720.0MHz	1745.0MHz	1770.0MHz			
QPSK	1	0	23.30	23.31	23.26	-1.50	21.82	30.00
	1	49	23.26	23.32	23.22			
	1	99	23.12	23.21	23.15			
	50	0	22.15	22.21	22.09			
	50	24	22.17	22.18	22.08			
	50	49	22.22	22.20	22.11			
	100	0	22.21	22.18	22.13			
16QAM	1	0	22.25	22.43	22.24	-1.50	20.93	30.00
	1	49	22.32	22.36	22.20			
	1	99	22.30	22.28	22.17			
	50	0	21.18	21.21	21.12			
	50	24	21.17	21.20	21.13			
	50	49	21.17	21.22	21.17			
	100	0	21.22	21.17	21.22			

LTE Band 2-Ant2:

LTE Band 2 - 1.4MHz Bandwidth								
Modulation	RB Size	RB Offset	Average Power (dBm)			Ant. Gain (dBi)	Max. EIRP (dBm)	EIRP Limit (dBm)
			18607	18900	19193			
			1850.7MHz	1880.0MHz	1909.3MHz			
QPSK	1	0	22.83	22.95	22.96	-3.00	20.00	33.00
	1	2	22.89	22.97	22.95			
	1	5	22.84	23.00	22.93			
	3	0	21.79	21.94	21.94			
	3	1	21.88	21.93	21.88			
	3	2	21.76	21.97	21.99			
	6	0	21.87	21.80	21.96			
16QAM	1	0	21.90	22.16	22.11	-3.00	19.16	33.00
	1	2	21.93	22.10	22.08			
	1	5	21.87	22.03	22.15			
	3	0	20.93	21.02	21.03			
	3	1	20.94	21.07	21.02			
	3	2	20.97	20.99	20.97			
	6	0	20.95	20.96	20.92			

LTE Band 2 - 3MHz Bandwidth								
Modulation	RB Size	RB Offset	Average Power (dBm)			Ant. Gain (dBi)	Max. EIRP (dBm)	EIRP Limit (dBm)
			18615	18900	19185			
			1851.5MHz	1880.0MHz	1908.5MHz			
QPSK	1	0	22.79	22.84	22.84	-3.00	19.99	33.00
	1	7	22.86	22.99	22.98			
	1	14	22.81	22.95	22.87			
	8	0	21.86	21.89	21.98			
	8	4	21.89	21.90	21.96			
	8	7	21.91	22.00	22.02			
	15	0	21.90	21.92	21.96			
16QAM	1	0	21.85	22.02	21.93	-3.00	19.18	33.00
	1	7	22.11	22.14	22.18			
	1	14	22.00	22.09	22.03			
	8	0	20.89	21.02	20.99			
	8	4	20.93	20.99	21.00			
	8	7	20.92	21.09	21.01			
	15	0	20.92	20.93	20.96			

LTE Band 2 - 5MHz Bandwidth								
Modulation	RB Size	RB Offset	Average Power (dBm)			Ant. Gain (dBi)	Max. EIRP (dBm)	EIRP Limit (dBm)
			18625	18900	19175			
			1852.5MHz	1880.0MHz	1907.5MHz			
QPSK	1	0	22.90	22.92	22.88	-3.00	20.08	33.00
	1	12	22.92	23.08	23.01			
	1	24	22.90	23.02	23.00			
	12	0	21.86	21.91	21.90			
	12	6	21.86	21.90	21.89			
	12	11	21.91	22.01	22.03			
	25	0	21.89	21.90	21.91			
16QAM	1	0	21.90	22.17	22.07	-3.00	19.17	33.00
	1	12	22.09	22.17	22.17			
	1	24	21.98	22.06	22.12			
	12	0	20.97	20.94	21.00			
	12	6	20.91	20.85	20.97			
	12	11	20.94	21.11	21.08			
	25	0	20.92	20.98	20.94			

LTE Band 2 - 10MHz Bandwidth								
Modulation	RB Size	RB Offset	Average Power (dBm)			Ant. Gain (dBi)	Max. EIRP (dBm)	EIRP Limit (dBm)
			18650	18900	19150			
			1855.0MHz	1880.0MHz	1905.0MHz			
QPSK	1	0	22.86	22.93	22.90	-3.00	19.94	33.00
	1	24	22.89	22.94	22.93			
	1	49	22.78	22.92	22.94			
	25	0	21.88	21.97	21.95			
	25	12	21.89	21.94	21.94			
	25	24	21.98	22.02	22.00			
	50	0	21.97	21.94	22.01			
16QAM	1	0	21.99	22.06	22.05	-3.00	19.19	33.00
	1	24	22.11	22.19	22.19			
	1	49	22.03	22.18	22.10			
	25	0	20.88	21.02	21.02			
	25	12	20.87	20.98	20.99			
	25	24	20.98	21.10	21.07			
	50	0	20.98	20.98	21.04			

LTE Band 2 - 15MHz Bandwidth								
Modulation	RB Size	RB Offset	Average Power (dBm)			Ant. Gain (dBi)	Max. EIRP (dBm)	EIRP Limit (dBm)
			18675	18900	19125			
			1857.5MHz	1880.0MHz	1902.5MHz			
QPSK	1	0	22.78	22.95	22.88	-3.00	19.98	33.00
	1	37	22.89	22.93	22.85			
	1	74	22.86	22.98	22.94			
	36	0	21.95	22.03	22.10			
	36	16	22.10	22.05	22.01			
	36	35	21.99	22.12	22.06			
	75	0	21.91	21.88	21.87			
16QAM	1	0	22.14	22.02	22.02	-3.00	19.14	33.00
	1	37	22.03	22.00	22.14			
	1	74	22.06	22.07	21.98			
	36	0	21.07	20.98	21.04			
	36	16	21.02	21.10	20.98			
	36	35	20.89	20.94	21.15			
	75	0	20.92	20.93	20.91			

LTE Band 2 - 20MHz Bandwidth								
Modulation	RB Size	RB Offset	Average Power (dBm)			Ant. Gain (dBi)	Max. EIRP (dBm)	EIRP Limit (dBm)
			18700	18900	19100			
			1860.0MHz	1880.0MHz	1900.0MHz			
QPSK	1	0	22.91	22.98	22.95	-3.00	20.03	33.00
	1	49	22.94	22.99	22.99			
	1	99	22.87	22.96	23.03			
	50	0	21.90	21.98	21.91			
	50	24	21.90	21.96	21.90			
	50	49	21.91	22.01	22.01			
	100	0	21.90	21.94	21.97			
16QAM	1	0	22.13	21.96	22.15	-3.00	19.20	33.00
	1	49	22.14	22.20	22.11			
	1	99	22.13	22.14	22.12			
	50	0	20.86	20.94	20.93			
	50	24	20.88	20.92	20.92			
	50	49	20.93	21.02	20.99			
	100	0	20.93	20.99	21.05			

LTE Band 4-Ant2:

LTE Band 4 - 1.4MHz Bandwidth								
Modulation	RB Size	RB Offset	Average Power (dBm)			Ant. Gain (dBi)	Max. EIRP (dBm)	EIRP Limit (dBm)
			19957	20175	20393			
			1710.7MHz	1732.5MHz	1754.3MHz			
QPSK	1	0	22.74	22.86	22.79	-3.00	19.86	30.00
	1	2	22.69	22.85	22.76			
	1	5	22.68	22.85	22.81			
	3	0	21.69	21.85	21.76			
	3	1	21.74	21.80	21.83			
	3	2	21.65	21.81	21.79			
	6	0	21.72	21.86	21.82			
16QAM	1	0	21.78	21.90	22.00	-3.00	19.11	30.00
	1	2	21.77	22.05	21.96			
	1	5	21.88	22.11	22.09			
	3	0	20.75	21.00	20.92			
	3	1	20.79	20.98	20.84			
	3	2	20.80	20.89	20.87			
	6	0	20.70	20.87	20.91			

LTE Band 4 - 3MHz Bandwidth								
Modulation	RB Size	RB Offset	Average Power (dBm)			Ant. Gain (dBi)	Max. EIRP (dBm)	EIRP Limit (dBm)
			19965	20175	20385			
			1711.5MHz	1732.5MHz	1753.5MHz			
QPSK	1	0	22.67	22.72	22.74	-3.00	19.89	30.00
	1	7	22.70	22.89	22.85			
	1	14	22.70	22.84	22.79			
	8	0	21.76	21.87	21.83			
	8	4	21.71	21.85	21.84			
	8	7	21.77	21.95	21.90			
	15	0	21.76	21.82	21.90			
16QAM	1	0	21.80	21.94	21.93	-3.00	19.03	30.00
	1	7	21.83	22.03	21.98			
	1	14	21.77	21.87	22.00			
	8	0	20.77	20.91	20.89			
	8	4	20.75	20.88	20.88			
	8	7	20.83	21.02	20.95			
	15	0	20.82	20.83	20.83			

LTE Band 4 - 5MHz Bandwidth								
Modulation	RB Size	RB Offset	Average Power (dBm)			Ant. Gain (dBi)	Max. EIRP (dBm)	EIRP Limit (dBm)
			19975	20175	20375			
			1712.5MHz	1732.5MHz	1752.5MHz			
QPSK	1	0	22.67	22.93	22.81	-3.00	20.00	30.00
	1	12	22.74	23.00	22.90			
	1	24	22.75	22.93	22.86			
	12	0	21.77	21.83	21.86			
	12	6	21.76	21.82	21.83			
	12	11	21.79	21.97	21.88			
	25	0	21.77	21.80	21.85			
16QAM	1	0	21.84	21.87	21.90	-3.00	19.10	30.00
	1	12	21.91	22.10	21.90			
	1	24	21.86	22.05	21.95			
	12	0	20.84	20.84	20.95			
	12	6	20.67	20.88	20.76			
	12	11	20.82	20.94	20.91			
	25	0	20.80	20.82	20.85			

LTE Band 4 - 10MHz Bandwidth								
Modulation	RB Size	RB Offset	Average Power (dBm)			Ant. Gain (dBi)	Max. EIRP (dBm)	EIRP Limit (dBm)
			20000	20175	20350			
			1715.0MHz	1732.5MHz	1750.0MHz			
QPSK	1	0	22.70	22.79	22.78	-3.00	19.87	30.00
	1	24	22.67	22.87	22.81			
	1	49	22.72	22.81	22.78			
	25	0	21.77	21.88	21.85			
	25	12	21.72	21.87	21.81			
	25	24	21.80	21.93	21.87			
	50	0	21.80	21.86	21.79			
16QAM	1	0	22.02	21.96	21.95	-3.00	19.12	30.00
	1	24	21.94	22.12	22.05			
	1	49	21.99	22.05	21.96			
	25	0	20.83	20.91	20.78			
	25	12	20.89	21.00	20.85			
	25	24	20.85	20.93	20.89			
	50	0	20.81	20.87	20.75			

LTE Band 4 - 15MHz Bandwidth								
Modulation	RB Size	RB Offset	Average Power (dBm)			Ant. Gain (dBi)	Max. EIRP (dBm)	EIRP Limit (dBm)
			20025	20175	20325			
			1717.5MHz	1732.5MHz	1747.5MHz			
QPSK	1	0	22.72	22.79	22.79	-3.00	19.84	30.00
	1	37	22.71	22.82	22.75			
	1	74	22.67	22.84	22.65			
	36	0	22.01	21.94	22.03			
	36	16	21.89	21.89	21.92			
	36	35	21.74	21.84	21.90			
	75	0	21.75	21.76	21.79			
16QAM	1	0	21.90	21.86	21.99	-3.00	18.99	30.00
	1	37	21.79	21.86	21.88			
	1	74	21.94	21.89	21.86			
	36	0	20.86	20.98	21.01			
	36	16	20.84	21.00	21.05			
	36	35	20.85	20.86	20.99			
	75	0	20.77	20.78	20.82			

LTE Band 4 - 20MHz Bandwidth								
Modulation	RB Size	RB Offset	Average Power (dBm)			Ant. Gain (dBi)	Max. EIRP (dBm)	EIRP Limit (dBm)
			20050	20175	20300			
			1720.0MHz	1732.5MHz	1745.0MHz			
QPSK	1	0	22.74	22.86	22.87	-3.00	19.91	30.00
	1	49	22.71	22.91	22.81			
	1	99	22.68	22.73	22.76			
	50	0	21.69	21.84	21.85			
	50	24	21.72	21.81	21.84			
	50	49	21.81	21.87	21.94			
	100	0	21.80	21.79	21.82			
16QAM	1	0	21.90	21.94	21.92	-3.00	19.14	30.00
	1	49	21.97	22.14	22.00			
	1	99	21.72	21.76	21.89			
	50	0	20.73	20.83	20.80			
	50	24	20.75	20.83	20.77			
	50	49	20.77	20.86	20.81			
	100	0	20.83	20.83	20.86			

LTE Band 5-Ant3:

LTE Band 5 - 1.4MHz Bandwidth								
Modulation	RB Size	RB Offset	Average Power (dBm)			Ant. Gain (dBi)	Max. ERP (dBm)	ERP Limit (dBm)
			20407	20525	20643			
			824.7MHz	836.5MHz	848.3MHz			
QPSK	1	0	23.20	23.28	23.23	-4.50	16.68	38.45
	1	2	23.33	23.26	23.21			
	1	5	23.19	23.21	23.22			
	3	0	22.22	22.15	22.23			
	3	1	22.21	22.21	22.24			
	3	2	22.19	22.12	22.19			
	6	0	22.26	22.22	22.25			
16QAM	1	0	22.33	22.31	22.33	-4.50	15.79	38.45
	1	2	22.43	22.43	22.39			
	1	5	22.35	22.29	22.44			
	3	0	21.27	21.30	21.31			
	3	1	21.25	21.25	21.29			
	3	2	12.30	21.33	21.30			
	6	0	21.27	21.21	21.39			

LTE Band 5 - 3MHz Bandwidth								
Modulation	RB Size	RB Offset	Average Power (dBm)			Ant. Gain (dBi)	Max. ERP (dBm)	ERP Limit (dBm)
			20415	20525	20635			
			825.5MHz	836.5MHz	847.5MHz			
QPSK	1	0	23.28	23.21	23.20	-4.50	16.76	38.45
	1	7	23.41	23.30	23.34			
	1	14	23.27	23.14	23.22			
	8	0	22.39	22.22	22.42			
	8	4	22.40	22.20	22.37			
	8	7	22.35	22.29	22.34			
	15	0	22.37	22.20	22.41			
16QAM	1	0	22.48	22.43	22.37	-4.50	16.02	38.45
	1	7	22.50	22.42	22.67			
	1	14	22.47	22.32	22.35			
	8	0	21.37	21.33	21.42			
	8	4	21.39	21.33	21.44			
	8	7	21.34	21.41	21.43			
	15	0	21.41	21.23	21.40			

LTE Band 5 - 5MHz Bandwidth								
Modulation	RB Size	RB Offset	Average Power (dBm)			Ant. Gain (dBi)	Max. ERP (dBm)	ERP Limit (dBm)
			20425	20525	20625			
			826.5MHz	836.5MHz	846.5MHz			
QPSK	1	0	23.29	23.34	23.35	-4.50	16.70	38.45
	1	12	23.26	23.30	23.32			
	1	24	23.20	23.27	23.18			
	12	0	22.28	22.26	22.23			
	12	6	22.27	22.24	22.23			
	12	11	22.29	22.28	22.25			
	25	0	22.31	22.22	22.19			
16QAM	1	0	22.38	22.36	22.29	-4.50	15.82	38.45
	1	12	22.47	22.33	22.38			
	1	24	22.33	22.18	22.25			
	12	0	21.29	21.24	21.28			
	12	6	21.30	21.27	21.25			
	12	11	21.33	21.23	21.23			
	25	0	21.35	21.25	21.23			

LTE Band 5 - 10MHz Bandwidth								
Modulation	RB Size	RB Offset	Average Power (dBm)			Ant. Gain (dBi)	Max. ERP (dBm)	ERP Limit (dBm)
			20450	20525	20600			
			829.0MHz	836.5MHz	844.0MHz			
QPSK	1	0	23.33	23.37	23.33	-4.50	16.72	38.45
	1	24	23.27	23.22	23.29			
	1	49	23.22	23.36	23.28			
	25	0	22.30	22.25	22.23			
	25	12	22.29	22.28	22.24			
	25	24	22.32	22.33	22.28			
	50	0	22.36	22.24	22.24			
16QAM	1	0	22.39	22.43	22.34	-4.50	15.95	38.45
	1	24	22.60	22.57	22.25			
	1	49	22.26	22.47	22.35			
	25	0	21.35	21.28	21.29			
	25	12	21.28	21.28	21.30			
	25	24	21.38	21.36	21.30			
	50	0	21.33	21.26	21.23			

LTE Band 7-Ant2:

LTE Band 7 - 5MHz Bandwidth								
Modulation	RB Size	RB Offset	Average Power (dBm)			Ant. Gain (dBi)	Max. EIRP (dBm)	EIRP Limit (dBm)
			20775	21100	21425			
			2502.5MHz	2535.0MHz	2567.5MHz			
QPSK	1	0	23.07	23.04	22.95	-2.20	20.92	33.00
	1	12	23.12	22.98	23.06			
	1	24	23.00	22.95	23.03			
	12	0	22.14	22.02	22.01			
	12	6	22.14	21.98	22.01			
	12	11	22.13	22.02	22.10			
	25	0	22.15	22.03	22.07			
16QAM	1	0	22.17	21.97	22.14	-2.20	20.10	33.00
	1	12	22.30	22.13	22.21			
	1	24	22.12	22.02	22.13			
	12	0	21.09	20.97	21.08			
	12	6	21.18	21.01	21.00			
	12	11	21.20	21.07	21.18			
	25	0	21.18	21.03	21.12			

LTE Band 7 - 10MHz Bandwidth								
Modulation	RB Size	RB Offset	Average Power (dBm)			Ant. Gain (dBi)	Max. EIRP (dBm)	EIRP Limit (dBm)
			20800	21100	21400			
			2505.0MHz	2535.0MHz	2565.0MHz			
QPSK	1	0	23.10	23.02	23.00	-2.20	20.90	33.00
	1	24	23.05	22.92	22.97			
	1	49	22.98	22.91	22.96			
	25	0	22.15	22.06	21.97			
	25	12	22.16	22.05	22.00			
	25	24	22.17	21.98	22.06			
	50	0	22.15	22.10	22.11			
16QAM	1	0	22.31	22.19	22.27	-2.20	20.11	33.00
	1	24	22.26	22.19	22.23			
	1	49	22.26	22.01	22.20			
	25	0	21.21	21.07	21.02			
	25	12	21.16	21.11	21.03			
	25	24	21.19	21.07	21.09			
	50	0	21.19	21.05	21.15			

LTE Band 7 - 15MHz Bandwidth								
Modulation	RB Size	RB Offset	Average Power (dBm)			Ant. Gain (dBi)	Max. EIRP (dBm)	EIRP Limit (dBm)
			20825	21100	21375			
			2507.5MHz	2535.0MHz	2562.5MHz			
QPSK	1	0	22.98	22.91	22.98	-2.20	20.82	33.00
	1	37	23.02	22.93	22.97			
	1	74	22.98	22.86	22.95			
	36	0	22.30	22.05	22.14			
	36	16	22.29	22.12	22.14			
	36	35	22.16	22.14	22.15			
	75	0	22.09	21.98	22.06			
16QAM	1	0	22.21	22.16	22.18	-2.20	20.01	33.00
	1	37	22.17	22.17	22.13			
	1	74	22.14	22.02	22.11			
	36	0	21.19	21.16	21.20			
	36	16	21.23	21.07	21.14			
	36	35	21.15	20.99	21.05			
	75	0	21.10	20.92	21.02			

LTE Band 7 - 20MHz Bandwidth								
Modulation	RB Size	RB Offset	Average Power (dBm)			Ant. Gain (dBi)	Max. EIRP (dBm)	EIRP Limit (dBm)
			20850	21100	21350			
			2510.0MHz	2535.0MHz	2560.0MHz			
QPSK	1	0	23.08	22.96	23.04	-2.20	20.90	33.00
	1	49	23.10	22.97	23.01			
	1	99	22.99	23.02	23.01			
	50	0	22.10	21.98	21.98			
	50	24	22.06	21.97	21.95			
	50	49	21.99	22.06	22.01			
	100	0	22.07	22.02	22.07			
16QAM	1	0	22.22	22.18	22.05	-2.20	20.02	33.00
	1	49	22.21	22.20	22.14			
	1	99	22.18	22.08	22.09			
	50	0	21.06	21.00	20.94			
	50	24	21.11	21.01	21.01			
	50	49	21.05	21.04	21.00			
	100	0	21.02	21.01	21.07			

LTE Band 12-Ant3:

LTE Band 12 - 1.4MHz Bandwidth								
Modulation	RB Size	RB Offset	Average Power (dBm)			Ant. Gain (dBi)	Max. ERP (dBm)	ERP Limit (dBm)
			23017	23095	23173			
			699.7MHz	707.5MHz	715.3MHz			
QPSK	1	0	23.99	23.96	23.91	-4.90	17.02	33.77
	1	2	24.07	24.00	23.95			
	1	5	23.98	23.93	23.87			
	3	0	23.00	22.96	22.89			
	3	1	23.07	22.85	22.97			
	3	2	23.03	22.94	22.86			
	6	0	23.06	22.84	22.94			
16QAM	1	0	23.16	23.07	23.04	-4.90	16.18	33.77
	1	2	23.23	23.16	23.12			
	1	5	23.17	23.02	23.07			
	3	0	22.15	22.00	21.98			
	3	1	22.10	22.03	22.02			
	3	2	22.12	21.99	22.00			
	6	0	22.03	21.88	21.96			

LTE Band 12 - 3MHz Bandwidth								
Modulation	RB Size	RB Offset	Average Power (dBm)			Ant. Gain (dBi)	Max. ERP (dBm)	ERP Limit (dBm)
			23025	23095	23165			
			700.5MHz	707.5MHz	714.5MHz			
QPSK	1	0	23.99	23.97	23.87	-4.90	17.05	33.77
	1	7	24.10	24.00	23.97			
	1	14	24.00	23.89	23.76			
	8	0	23.09	23.02	22.93			
	8	4	23.10	22.96	22.91			
	8	7	23.13	23.02	22.94			
	15	0	23.15	22.96	22.99			
16QAM	1	0	23.14	23.03	23.05	-4.90	16.16	33.77
	1	7	23.21	23.14	23.04			
	1	14	23.18	22.97	22.90			
	8	0	22.12	22.02	21.99			
	8	4	22.10	22.05	21.99			
	8	7	22.16	22.08	22.00			
	15	0	22.11	22.01	22.00			

LTE Band 12 - 5MHz Bandwidth								
Modulation	RB Size	RB Offset	Average Power (dBm)			Ant. Gain (dBi)	Max. ERP (dBm)	ERP Limit (dBm)
			23035	23095	23155			
			701.5MHz	707.5MHz	713.5MHz			
QPSK	1	0	24.08	24.09	24.09	-4.90	17.12	33.77
	1	12	24.17	24.06	24.03			
	1	24	24.05	24.02	24.04			
	12	0	23.08	23.01	22.99			
	12	6	23.13	23.10	23.05			
	12	11	23.05	23.06	23.02			
	25	0	23.11	22.96	23.03			
16QAM	1	0	23.18	23.02	23.17	-4.90	16.35	33.77
	1	12	23.40	23.07	23.22			
	1	24	23.10	23.06	23.03			
	12	0	22.12	22.04	21.94			
	12	6	22.05	22.04	21.96			
	12	11	22.07	22.03	22.09			
	25	0	22.18	22.00	22.05			

LTE Band 12 - 10MHz Bandwidth								
Modulation	RB Size	RB Offset	Average Power (dBm)			Ant. Gain (dBi)	Max. ERP (dBm)	ERP Limit (dBm)
			23060	23095	23130			
			704.0MHz	707.5MHz	711.0MHz			
QPSK	1	0	23.92	24.02	24.07	-4.90	17.03	33.77
	1	24	24.01	24.08	24.04			
	1	49	24.03	23.96	23.93			
	25	0	23.02	23.02	23.02			
	25	12	23.01	23.02	22.99			
	25	24	23.10	23.07	23.03			
	50	0	23.08	23.02	22.97			
16QAM	1	0	23.19	23.33	23.16	-4.90	16.31	33.77
	1	24	23.36	23.26	23.18			
	1	49	23.33	23.13	23.11			
	25	0	22.05	22.06	22.01			
	25	12	22.02	22.08	22.03			
	25	24	22.12	22.10	22.06			
	50	0	22.11	22.01	21.98			

LTE Band 17-Ant3:

LTE Band 17 - 5MHz Bandwidth								
Modulation	RB Size	RB Offset	Average Power (dBm)			Ant. Gain (dBi)	Max. ERP (dBm)	ERP Limit (dBm)
			23755	23790	23825			
			706.5MHz	710.0MHz	713.5MHz			
QPSK	1	0	24.06	24.08	24.09	-4.90	17.05	33.77
	1	12	24.10	24.10	24.04			
	1	24	24.04	23.99	24.02			
	12	0	23.06	23.06	23.00			
	12	6	23.03	23.04	23.05			
	12	11	23.09	23.05	23.04			
	25	0	23.11	23.00	23.01			
16QAM	1	0	23.24	23.20	23.21	-4.90	16.21	33.77
	1	12	23.26	23.16	23.19			
	1	24	23.24	23.03	23.10			
	12	0	22.18	22.07	22.06			
	12	6	22.16	22.09	22.02			
	12	11	22.16	22.10	22.01			
	25	0	22.13	22.05	22.01			

LTE Band 17 - 10MHz Bandwidth								
Modulation	RB Size	RB Offset	Average Power (dBm)			Ant. Gain (dBi)	Max. ERP (dBm)	ERP Limit (dBm)
			23780	23790	23800			
			709.0MHz	710.0MHz	711.0MHz			
QPSK	1	0	23.97	23.98	23.94	-4.90	17.00	33.77
	1	24	24.05	23.98	23.98			
	1	49	23.89	23.98	23.86			
	25	0	23.01	23.02	23.04			
	25	12	23.02	23.04	23.01			
	25	24	23.07	23.07	23.06			
	50	0	23.00	23.05	23.00			
16QAM	1	0	23.20	23.13	23.17	-4.90	16.17	33.77
	1	24	23.17	23.22	23.10			
	1	49	23.12	23.15	23.10			
	25	0	22.04	22.05	22.04			
	25	12	22.06	22.06	22.04			
	25	24	22.13	22.11	22.11			
	50	0	22.04	22.02	22.00			

LTE Band 26(Part 90)-Ant3:

LTE Band 26 (Part 90) - 1.4MHz Bandwidth								
Modulation	RB Size	RB Offset	Average Power (dBm)			Ant. Gain (dBi)	Max. ERP (dBm)	ERP Limit (dBm)
			26697	26740	26783			
			814.7MHz	819.0MHz	823.3MHz			
QPSK	1	0	23.51	23.46	23.48	-4.50	16.90	50.00
	1	2	23.43	23.48	23.54			
	1	5	23.51	23.54	23.55			
	3	0	22.49	22.49	22.54			
	3	1	22.48	22.50	22.53			
	3	2	22.49	22.48	22.51			
	6	0	22.51	22.54	22.57			
16QAM	1	0	22.61	22.50	22.59	-4.50	16.14	50.00
	1	2	22.60	22.65	22.74			
	1	5	22.63	22.63	22.79			
	3	0	21.54	21.57	21.61			
	3	1	21.47	21.50	21.61			
	3	2	21.55	21.55	21.59			
	6	0	21.53	21.51	21.48			

LTE Band 26 (Part 90) - 3MHz Bandwidth								
Modulation	RB Size	RB Offset	Average Power (dBm)			Ant. Gain (dBi)	Max. ERP (dBm)	ERP Limit (dBm)
			26705	26740	26775			
			815.5MHz	819.0MHz	822.5MHz			
QPSK	1	0	23.53	23.34	23.64	-4.50	16.99	50.00
	1	7	23.52	23.45	23.54			
	1	14	23.49	23.41	23.51			
	8	0	22.54	22.51	22.52			
	8	4	22.53	22.57	22.50			
	8	7	22.51	22.51	22.54			
	15	0	22.51	22.55	22.52			
16QAM	1	0	22.64	22.47	22.62	-4.50	16.03	50.00
	1	7	22.55	22.68	22.68			
	1	14	22.53	22.45	22.67			
	8	0	21.57	21.63	21.53			
	8	4	21.55	21.61	21.49			
	8	7	21.52	21.61	21.58			
	15	0	21.54	21.54	21.53			

LTE Band 26 (Part 90) - 5MHz Bandwidth								
Modulation	RB Size	RB Offset	Average Power (dBm)			Ant. Gain (dBi)	Max. ERP (dBm)	ERP Limit (dBm)
			26715	26740	26765			
			816.5MHz	819.0MHz	821.5MHz			
QPSK	1	0	23.49	23.54	23.53	-4.50	17.01	50.00
	1	12	23.55	23.66	23.62			
	1	24	23.46	23.51	23.50			
	12	0	22.46	22.50	22.49			
	12	6	22.47	22.52	22.51			
	12	11	22.51	22.55	22.53			
	25	0	22.51	22.53	22.56			
16QAM	1	0	22.58	22.51	22.64	-4.50	16.12	50.00
	1	12	22.55	22.58	22.77			
	1	24	22.63	22.52	22.61			
	12	0	21.50	21.40	21.47			
	12	6	21.55	21.50	21.63			
	12	11	21.44	21.58	21.54			
	25	0	21.55	21.58	21.62			

LTE Band 26 (Part 90) - 10MHz Bandwidth								
Modulation	RB Size	RB Offset	Average Power (dBm)			Ant. Gain (dBi)	Max. ERP (dBm)	ERP Limit (dBm)
			/	26740	/			
			/	819.0MHz	/			
QPSK	1	0	/	23.44	/	-4.50	16.81	50.00
	1	24	/	23.45	/			
	1	49	/	23.46	/			
	25	0	/	22.52	/			
	25	12	/	22.54	/			
	25	24	/	22.57	/			
	50	0	/	22.60	/			
16QAM	1	0	/	22.73	/	-4.50	16.08	50.00
	1	24	/	22.66	/			
	1	49	/	22.67	/			
	25	0	/	21.55	/			
	25	12	/	21.54	/			
	25	24	/	21.62	/			
	50	0	/	21.55	/			

LTE Band 26(Part 22)-Ant3:

LTE Band 26 (Part 22) - 1.4MHz Bandwidth								
Modulation	RB Size	RB Offset	Average Power (dBm)			Ant. Gain (dBi)	Max. ERP (dBm)	ERP Limit (dBm)
			26797	26915	27033			
			824.7MHz	836.5MHz	848.3MHz			
QPSK	1	0	23.49	23.57	23.56	-4.50	16.94	38.45
	1	2	23.56	23.49	23.54			
	1	5	23.59	23.57	23.53			
	3	0	22.44	22.51	22.52			
	3	1	22.41	22.53	22.53			
	3	2	22.51	22.60	22.51			
	6	0	22.44	22.53	22.49			
16QAM	1	0	22.70	22.75	22.66	-4.50	16.16	38.45
	1	2	22.74	22.71	22.56			
	1	5	22.81	22.76	22.68			
	3	0	21.54	21.55	21.59			
	3	1	21.58	21.62	21.58			
	3	2	21.65	21.59	21.58			
	6	0	21.59	21.57	21.50			

LTE Band 26 (Part 22) - 3MHz Bandwidth								
Modulation	RB Size	RB Offset	Average Power (dBm)			Ant. Gain (dBi)	Max. ERP (dBm)	ERP Limit (dBm)
			26805	26915	27025			
			825.5MHz	836.5MHz	847.5MHz			
QPSK	1	0	23.49	23.41	23.42	-4.50	16.89	38.45
	1	7	23.54	23.48	23.52			
	1	14	23.48	23.54	23.41			
	8	0	22.48	22.49	22.49			
	8	4	22.47	22.47	22.48			
	8	7	22.51	22.53	22.54			
	15	0	22.54	22.55	22.55			
16QAM	1	0	22.66	22.70	22.57	-4.50	16.05	38.45
	1	7	22.63	22.67	22.64			
	1	14	22.70	22.50	22.52			
	8	0	21.52	21.50	21.57			
	8	4	21.49	21.51	21.54			
	8	7	21.55	21.60	21.60			
	15	0	21.55	21.57	21.56			

LTE Band 26 (Part 22) - 5MHz Bandwidth								
Modulation	RB Size	RB Offset	Average Power (dBm)			Ant. Gain (dBi)	Max. ERP (dBm)	ERP Limit (dBm)
			26815	26915	27015			
			826.5MHz	836.5MHz	846.5MHz			
QPSK	1	0	23.51	23.54	23.53	-4.50	17.00	38.45
	1	12	23.65	23.53	23.53			
	1	24	23.53	23.45	23.52			
	12	0	22.50	22.51	22.51			
	12	6	22.49	22.52	22.51			
	12	11	22.52	22.56	22.54			
	25	0	22.52	22.55	22.48			
16QAM	1	0	22.63	22.64	22.66	-4.50	16.04	38.45
	1	12	22.67	22.69	22.61			
	1	24	22.51	22.65	22.56			
	12	0	21.46	21.48	21.54			
	12	6	21.52	21.54	21.57			
	12	11	21.59	21.63	21.65			
	25	0	21.56	21.59	21.50			

LTE Band 26 (Part 22) - 10MHz Bandwidth								
Modulation	RB Size	RB Offset	Average Power (dBm)			Ant. Gain (dBi)	Max. ERP (dBm)	ERP Limit (dBm)
			26840	26915	26990			
			829.0MHz	836.5MHz	844.0MHz			
QPSK	1	0	23.56	23.51	23.47	-4.50	16.91	38.45
	1	24	23.51	23.48	23.51			
	1	49	23.48	23.46	23.52			
	25	0	22.55	22.56	22.54			
	25	12	22.54	22.56	22.54			
	25	24	22.53	22.53	22.52			
	50	0	22.61	22.56	22.61			
16QAM	1	0	22.81	22.76	22.59	-4.50	16.16	38.45
	1	24	22.72	22.68	22.73			
	1	49	22.55	22.59	22.66			
	25	0	21.56	21.57	21.56			
	25	12	21.57	21.58	21.53			
	25	24	21.58	21.61	21.59			
	50	0	21.57	21.62	21.58			

LTE Band 26 (Part 22&) - 15MHz Bandwidth								
Modulation	RB Size	RB Offset	Average Power (dBm)			Ant. Gain (dBi)	Max. ERP (dBm)	ERP Limit (dBm)
			26865	26915	26965			
			831.5MHz	836.5MHz	841.5MHz			
QPSK	1	0	23.50	23.46	23.46	-4.50	16.89	38.45
	1	37	23.43	23.54	23.45			
	1	74	23.46	23.42	23.52			
	36	0	22.52	22.56	22.64			
	36	16	22.73	22.74	22.57			
	36	35	22.67	22.49	22.62			
	75	0	22.39	22.50	22.46			
16QAM	1	0	22.68	22.57	22.62	-4.50	16.13	38.45
	1	37	22.78	22.65	22.67			
	1	74	22.71	22.51	22.55			
	36	0	21.65	21.72	21.64			
	36	16	21.67	21.62	21.51			
	36	35	21.56	21.58	21.51			
	75	0	21.46	21.54	21.48			

LTE Band 40(Block A)-Ant2:

LTE Band 40(Block A) - 5MHz Bandwidth								
Modulation	RB Size	RB Offset	Average Power (dBm)			Ant. Gain (dBi)	Max. EIRP (dBm)	EIRP Limit (dBm)
			38725	38750	38775			
			2307.5MHz	2310.0MHz	2312.5MHz			
QPSK	1	0	23.32	23.22	23.34	-2.20	21.14	24.00
	1	12	23.15	23.31	23.21			
	1	24	23.24	23.27	23.19			
	12	0	22.38	22.21	22.33			
	12	6	22.37	22.36	22.34			
	12	11	22.30	22.35	22.29			
	25	0	22.17	22.22	22.27			
16QAM	1	0	22.26	22.30	22.24	-2.20	20.19	24.00
	1	12	22.38	22.39	22.31			
	1	24	22.36	22.24	22.21			
	12	0	21.34	21.25	21.31			
	12	6	21.35	21.19	21.37			
	12	11	21.30	21.31	21.36			
	25	0	21.27	21.25	21.24			

LTE Band 40(Block A) - 10MHz Bandwidth								
Modulation	RB Size	RB Offset	Average Power (dBm)			Ant. Gain (dBi)	Max. EIRP (dBm)	EIRP Limit (dBm)
			/	38750	/			
			/	2310.0MHz	/			
QPSK	1	0	/	23.29	/	-2.20	21.17	24.00
	1	24	/	23.37	/			
	1	49	/	23.20	/			
	25	0	/	22.24	/			
	25	12	/	22.18	/			
	25	24	/	22.10	/			
	50	0	/	22.09	/			
16QAM	1	0	/	22.49	/	-2.20	20.35	24.00
	1	24	/	22.55	/			
	1	49	/	22.38	/			
	25	0	/	21.20	/			
	25	12	/	21.32	/			
	25	24	/	21.17	/			
	50	0	/	21.14	/			

LTE Band 40(Block B)-Ant2:

LTE Band 40(Block B) - 5MHz Bandwidth								
Modulation	RB Size	RB Offset	Average Power (dBm)			Ant. Gain (dBi)	Max. EIRP (dBm)	EIRP Limit (dBm)
			39170	39200	39225			
			2352.5MHz	2355.0MHz	2357.5MHz			
QPSK	1	0	23.26	23.18	23.33	-2.20	21.14	24.00
	1	12	23.17	23.34	23.25			
	1	24	23.20	23.18	23.15			
	12	0	22.08	22.05	22.06			
	12	6	22.06	22.06	22.05			
	12	11	22.16	22.13	22.13			
	25	0	22.17	22.14	22.15			
16QAM	1	0	22.19	22.44	22.34	-2.20	20.24	24.00
	1	12	22.29	22.29	22.41			
	1	24	22.39	22.27	22.36			
	12	0	21.21	21.08	21.13			
	12	6	21.09	21.10	21.03			
	12	11	21.16	21.21	21.22			
	25	0	21.19	21.20	21.20			

LTE Band 40(Block B) - 10MHz Bandwidth								
Modulation	RB Size	RB Offset	Average Power (dBm)			Ant. Gain (dBi)	Max. EIRP (dBm)	EIRP Limit (dBm)
			/	39200	/			
			/	2355.0MHz	/			
QPSK	1	0	/	23.25	/	-2.20	21.13	24.00
	1	24	/	23.33	/			
	1	49	/	23.29	/			
	25	0	/	22.25	/			
	25	12	/	22.31	/			
	25	24	/	22.17	/			
	50	0	/	22.16	/			
16QAM	1	0	/	22.35	/	-2.20	20.32	24.00
	1	24	/	22.52	/			
	1	49	/	22.44	/			
	25	0	/	21.19	/			
	25	12	/	21.21	/			
	25	24	/	21.15	/			
	50	0	/	21.10	/			

LTE Band 41-Ant2:

LTE Band 41 - 5MHz Bandwidth								
Modulation	RB Size	RB Offset	Average Power (dBm)			Ant. Gain (dBi)	Max. EIRP (dBm)	EIRP Limit (dBm)
			39675	40620	41565			
			2498.5MHz	2593.0MHz	2687.5MHz			
QPSK	1	0	24.44	24.40	24.34	-2.20	22.29	33.00
	1	12	24.49	24.37	24.39			
	1	24	24.42	24.39	24.39			
	12	0	23.40	23.36	23.38			
	12	6	23.34	23.27	23.42			
	12	11	23.38	23.38	23.39			
	25	0	23.26	23.21	23.33			
16QAM	1	0	23.35	23.27	23.44	-2.20	21.37	33.00
	1	12	23.46	23.31	23.57			
	1	24	23.35	23.25	23.46			
	12	0	22.40	22.39	22.36			
	12	6	22.38	22.43	22.46			
	12	11	22.43	22.44	22.49			
	25	0	22.34	22.33	22.33			

LTE Band 41 - 10MHz Bandwidth								
Modulation	RB Size	RB Offset	Average Power (dBm)			Ant. Gain (dBi)	Max. EIRP (dBm)	EIRP Limit (dBm)
			39700	40620	41540			
			2501.0MHz	2593.0MHz	2685.0MHz			
QPSK	1	0	24.36	24.32	24.18	-2.20	22.19	33.00
	1	24	24.37	24.37	24.30			
	1	49	24.39	24.20	24.30			
	25	0	23.37	23.38	23.32			
	25	12	23.34	23.40	23.36			
	25	24	23.10	23.36	23.41			
	50	0	23.06	23.27	23.40			
16QAM	1	0	23.28	23.45	23.53	-2.20	21.33	33.00
	1	24	23.41	23.52	23.44			
	1	49	23.35	23.39	23.50			
	25	0	22.45	22.57	22.33			
	25	12	22.43	22.46	22.34			
	25	24	22.26	22.44	22.46			
	50	0	22.24	22.42	22.41			

LTE Band 41 - 15MHz Bandwidth								
Modulation	RB Size	RB Offset	Average Power (dBm)			Ant. Gain (dBi)	Max. EIRP (dBm)	EIRP Limit (dBm)
			39725	40620	41515			
			2503.5MHz	2593.0MHz	2682.5MHz			
QPSK	1	0	24.42	24.34	24.23	-2.20	22.22	33.00
	1	37	24.35	24.30	24.29			
	1	74	24.36	24.24	24.29			
	36	0	23.21	23.18	23.43			
	36	16	23.26	23.22	23.32			
	36	35	23.36	23.27	23.45			
	75	0	23.29	23.26	23.27			
16QAM	1	0	23.46	23.51	23.49	-2.20	21.35	33.00
	1	37	23.55	23.48	23.55			
	1	74	23.27	23.36	23.44			
	36	0	22.27	22.24	22.33			
	36	16	22.26	22.35	22.42			
	36	35	22.34	22.17	22.33			
	75	0	22.25	22.19	22.32			

LTE Band 41 - 20MHz Bandwidth								
Modulation	RB Size	RB Offset	Average Power (dBm)			Ant. Gain (dBi)	Max. EIRP (dBm)	EIRP Limit (dBm)
			39750	40620	41490			
			2506.0MHz	2593.0MHz	2680.0MHz			
QPSK	1	0	24.49	24.39	24.33	-2.20	22.29	33.00
	1	49	24.45	24.35	24.39			
	1	99	24.41	24.31	24.32			
	50	0	23.23	23.48	23.32			
	50	24	23.27	23.49	23.33			
	50	49	23.35	23.39	23.36			
	100	0	23.31	23.32	23.29			
16QAM	1	0	23.22	23.53	23.49	-2.20	21.37	33.00
	1	49	23.38	23.49	23.57			
	1	99	23.45	23.40	23.52			
	50	0	22.29	22.25	22.33			
	50	24	22.32	22.34	22.41			
	50	49	22.33	22.36	22.35			
	100	0	22.25	22.29	22.32			

LTE Band 66-Ant2:

LTE Band 66 - 1.4MHz Bandwidth								
Modulation	RB Size	RB Offset	Average Power (dBm)			Ant. Gain (dBi)	Max. EIRP (dBm)	EIRP Limit (dBm)
			131979	132322	132665			
			1710.7MHz	1745.0MHz	1779.3MHz			
QPSK	1	0	22.73	22.89	22.76	-3.00	19.89	30.00
	1	2	22.71	22.89	22.79			
	1	5	22.70	22.87	22.77			
	3	0	21.69	21.85	21.76			
	3	1	21.70	21.76	21.79			
	3	2	21.73	21.74	21.77			
	6	0	21.64	21.78	21.68			
16QAM	1	0	21.84	22.01	21.81	-3.00	19.11	30.00
	1	2	21.91	22.11	21.99			
	1	5	21.89	22.00	21.74			
	3	0	20.81	20.90	20.96			
	3	1	20.88	20.84	20.95			
	3	2	20.76	20.97	20.87			
	6	0	20.73	20.90	20.92			

LTE Band 66 - 3MHz Bandwidth								
Modulation	RB Size	RB Offset	Average Power (dBm)			Ant. Gain (dBi)	Max. EIRP (dBm)	EIRP Limit (dBm)
			131987	132322	132657			
			1711.5MHz	1745.0MHz	1778.5MHz			
QPSK	1	0	22.66	22.71	22.77	-3.00	19.94	30.00
	1	7	22.81	22.93	22.94			
	1	14	22.75	22.85	22.85			
	8	0	21.77	21.83	21.87			
	8	4	21.81	21.83	21.87			
	8	7	21.78	21.94	21.89			
	15	0	21.78	21.81	21.91			
16QAM	1	0	21.91	21.92	21.84	-3.00	19.07	30.00
	1	7	21.99	22.03	22.07			
	1	14	21.87	21.98	21.99			
	8	0	20.82	20.84	20.92			
	8	4	20.88	20.85	20.94			
	8	7	20.90	20.95	20.96			
	15	0	20.84	20.86	20.95			

LTE Band 66 - 5MHz Bandwidth								
Modulation	RB Size	RB Offset	Average Power (dBm)			Ant. Gain (dBi)	Max. EIRP (dBm)	EIRP Limit (dBm)
			131997	132322	132647			
			1712.5MHz	1745.0MHz	1777.5MHz			
QPSK	1	0	22.73	22.83	22.93	-3.00	19.96	30.00
	1	12	22.80	22.95	22.94			
	1	24	22.83	22.96	22.93			
	12	0	21.80	21.82	21.87			
	12	6	21.78	21.80	21.90			
	12	11	21.83	21.95	21.94			
	25	0	21.83	21.83	21.93			
16QAM	1	0	21.77	21.91	22.03	-3.00	19.15	30.00
	1	12	21.89	22.08	22.15			
	1	24	21.96	21.96	22.07			
	12	0	20.84	20.84	21.01			
	12	6	20.85	20.79	20.95			
	12	11	20.82	20.86	21.01			
	25	0	20.84	20.86	20.93			

LTE Band 66 - 10MHz Bandwidth								
Modulation	RB Size	RB Offset	Average Power (dBm)			Ant. Gain (dBi)	Max. EIRP (dBm)	EIRP Limit (dBm)
			132022	132322	132622			
			1715.0MHz	1745.0MHz	1775.0MHz			
QPSK	1	0	22.67	22.84	22.86	-3.00	19.91	30.00
	1	24	22.71	22.91	22.87			
	1	49	22.75	22.81	22.89			
	25	0	21.77	21.91	21.89			
	25	12	21.79	21.88	21.91			
	25	24	21.80	21.93	21.95			
	50	0	21.83	21.89	21.87			
16QAM	1	0	21.92	22.02	22.17	-3.00	19.17	30.00
	1	24	21.86	22.14	22.04			
	1	49	21.99	22.12	22.07			
	25	0	20.78	20.92	20.91			
	25	12	20.85	20.92	20.95			
	25	24	20.84	21.02	20.97			
	50	0	20.86	20.88	20.90			

LTE Band 66 - 15MHz Bandwidth								
Modulation	RB Size	RB Offset	Average Power (dBm)			Ant. Gain (dBi)	Max. EIRP (dBm)	EIRP Limit (dBm)
			132047	132322	132597			
			1717.5MHz	1745.0MHz	1772.5MHz			
QPSK	1	0	22.81	22.88	22.84	-3.00	19.97	30.00
	1	37	22.76	22.83	22.81			
	1	74	22.70	22.73	22.97			
	36	0	21.81	22.04	22.03			
	36	16	21.86	21.98	22.02			
	36	35	21.84	22.04	21.95			
	75	0	21.73	21.74	21.85			
16QAM	1	0	21.85	22.01	21.98	-3.00	19.11	30.00
	1	37	21.83	22.00	22.11			
	1	74	21.89	21.91	22.05			
	36	0	20.91	21.06	21.08			
	36	16	20.87	21.02	21.00			
	36	35	20.78	20.97	20.98			
	75	0	20.77	20.79	20.91			

LTE Band 66 - 20MHz Bandwidth								
Modulation	RB Size	RB Offset	Average Power (dBm)			Ant. Gain (dBi)	Max. EIRP (dBm)	EIRP Limit (dBm)
			132072	132322	132572			
			1720.0MHz	1745.0MHz	1770.0MHz			
QPSK	1	0	22.76	22.90	22.87	-3.00	19.91	30.00
	1	49	22.85	22.91	22.85			
	1	99	22.65	22.79	22.78			
	50	0	21.72	21.86	21.80			
	50	24	21.79	21.89	21.85			
	50	49	21.83	21.87	21.86			
	100	0	21.81	21.82	21.88			
16QAM	1	0	21.74	21.90	22.08	-3.00	19.08	30.00
	1	49	21.90	21.94	21.85			
	1	99	21.83	21.87	21.93			
	50	0	20.73	20.84	20.82			
	50	24	20.77	20.85	20.83			
	50	49	20.82	20.84	20.85			
	100	0	20.81	20.83	20.90			

Peak To Average Ratio

PeakToAveragePowerRatio NormalTC_NormalVol							
Band	Range	BandWidth	RbMode	Modulation	PAPR (dBm)	Limit (dBm)	Result
FDD02	LowRange	20	OneRB_high	Q16	4.42	13.00	Pass
FDD02	LowRange	20	fullRB	Q16	5.53	13.00	Pass
FDD02	MidRange	20	OneRB_high	Q16	4.69	13.00	Pass
FDD02	MidRange	20	fullRB	Q16	5.53	13.00	Pass
FDD02	HighRange	20	OneRB_high	Q16	4.64	13.00	Pass
FDD02	HighRange	20	fullRB	Q16	5.63	13.00	Pass
FDD04	LowRange	20	OneRB_high	Q16	4.52	13.00	Pass
FDD04	LowRange	20	fullRB	Q16	5.46	13.00	Pass
FDD04	MidRange	20	OneRB_high	Q16	4.74	13.00	Pass
FDD04	MidRange	20	fullRB	Q16	5.53	13.00	Pass
FDD04	HighRange	20	OneRB_high	Q16	4.55	13.00	Pass
FDD05	LowRange	10	OneRB_high	Q16	4.62	13.00	Pass
FDD05	LowRange	10	fullRB	Q16	5.55	13.00	Pass
FDD05	MidRange	10	OneRB_high	Q16	4.41	13.00	Pass
FDD05	MidRange	10	fullRB	Q16	5.60	13.00	Pass
FDD05	HighRange	10	OneRB_high	Q16	4.58	13.00	Pass
FDD05	HighRange	10	fullRB	Q16	5.59	13.00	Pass
FDD07	LowRange	20	OneRB_high	Q16	4.51	13.00	Pass
FDD07	LowRange	20	fullRB	Q16	5.30	13.00	Pass
FDD07	MidRange	20	OneRB_high	Q16	4.77	13.00	Pass
FDD07	MidRange	20	fullRB	Q16	5.21	13.00	Pass
FDD07	HighRange	20	OneRB_high	Q16	4.30	13.00	Pass
FDD07	HighRange	20	fullRB	Q16	5.23	13.00	Pass
FDD12	LowRange	10	OneRB_high	Q16	4.49	13.00	Pass
FDD12	LowRange	10	fullRB	Q16	5.72	13.00	Pass
FDD12	MidRange	10	OneRB_high	Q16	4.55	13.00	Pass
FDD12	MidRange	10	fullRB	Q16	5.81	13.00	Pass
FDD12	HighRange	10	OneRB_high	Q16	4.79	13.00	Pass

FDD12	HighRange	10	fullRB	Q16	5.81	13.00	Pass
FDD17	LowRange	10	OneRB_high	Q16	4.39	13.00	Pass
FDD17	LowRange	10	fullRB	Q16	5.47	13.00	Pass
FDD17	MidRange	10	OneRB_high	Q16	4.45	13.00	Pass
FDD17	MidRange	10	fullRB	Q16	5.49	13.00	Pass
FDD17	HighRange	10	OneRB_high	Q16	4.45	13.00	Pass
FDD17	HighRange	10	fullRB	Q16	5.52	13.00	Pass
TDD40A	MidRange	10	OneRB_high	Q16	5.00	13.00	Pass
TDD40A	MidRange	10	fullRB	Q16	5.58	13.00	Pass
TDD40B	MidRange	10	OneRB_high	Q16	4.93	13.00	Pass
TDD40B	MidRange	10	fullRB	Q16	5.57	13.00	Pass
TDD41	LowRange	20	OneRB_high	Q16	4.83	13.00	Pass
TDD41	LowRange	20	fullRB	Q16	5.63	13.00	Pass
TDD41	MidRange	20	OneRB_high	Q16	4.57	13.00	Pass
TDD41	MidRange	20	fullRB	Q16	5.50	13.00	Pass
TDD41	HighRange	20	OneRB_high	Q16	5.04	13.00	Pass
TDD41	HighRange	20	fullRB	Q16	5.57	13.00	Pass
FDD66	LowRange	20	OneRB_high	Q16	4.50	13.00	Pass
FDD66	LowRange	20	fullRB	Q16	5.45	13.00	Pass
FDD66	MidRange	20	OneRB_high	Q16	4.54	13.00	Pass
FDD66	MidRange	20	fullRB	Q16	5.51	13.00	Pass
FDD66	HighRange	20	OneRB_high	Q16	4.59	13.00	Pass
FDD66	HighRange	20	fullRB	Q16	5.53	13.00	Pass

PeakToAveragePowerRatio NormalTC_NormalVol - Part 22							
Band	Range	BandWidth	RbMode	Modulation	PAPR (dBm)	Limit (dBm)	Result
FDD26	LowRange	10	OneRB_high	Q16	4.85	13.00	Pass
FDD26	LowRange	10	fullRB	Q16	5.69	13.00	Pass
FDD26	MidRange	10	OneRB_high	Q16	4.50	13.00	Pass
FDD26	MidRange	10	fullRB	Q16	5.75	13.00	Pass
FDD26	HighRange	10	OneRB_high	Q16	4.82	13.00	Pass
FDD26	HighRange	10	fullRB	Q16	5.77	13.00	Pass
PeakToAveragePowerRatio NormalTC_NormalVol - Part 90							
Band	Range	BandWidth	RbMode	Modulation	PAPR (dBm)	Limit (dBm)	Result

FDD26	LowRange	10	OneRB_high	Q16	4.58	13.00	Pass
FDD26	LowRange	10	fullRB	Q16	5.69	13.00	Pass

FDD02_HighRange_20MHz_1900_fullRB _Q16	FDD02_HighRange_20MHz_1900_OneRB _high_Q16
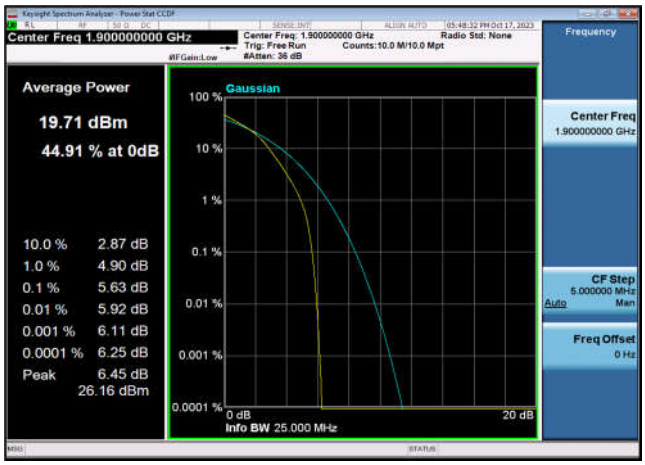	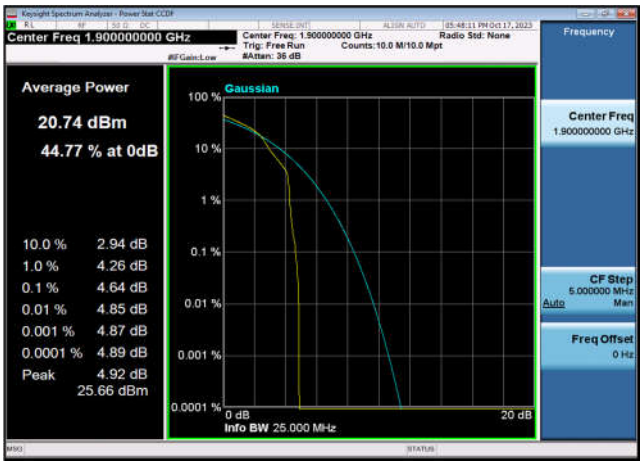
FDD02_LowRange_20MHz_1860_fullRB _Q16	FDD02_LowRange_20MHz_1860_OneRB _high_Q16
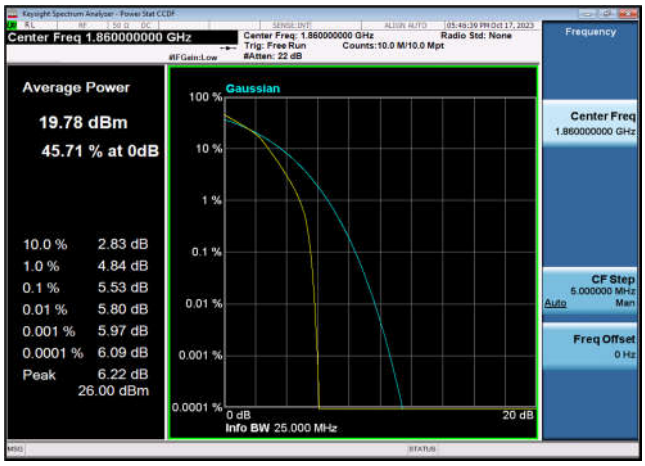	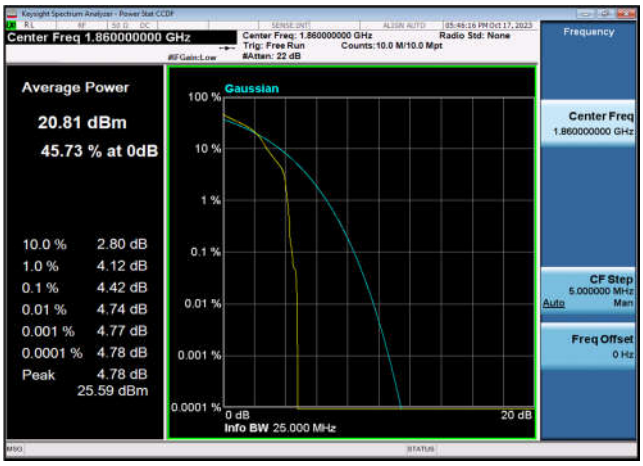
FDD02_MidRange_20MHz_1880_fullRB _Q16	FDD02_MidRange_20MHz_1880_OneRB _high_Q16
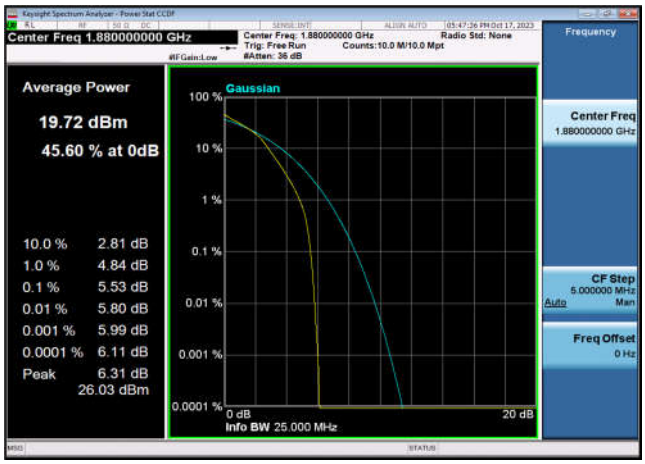	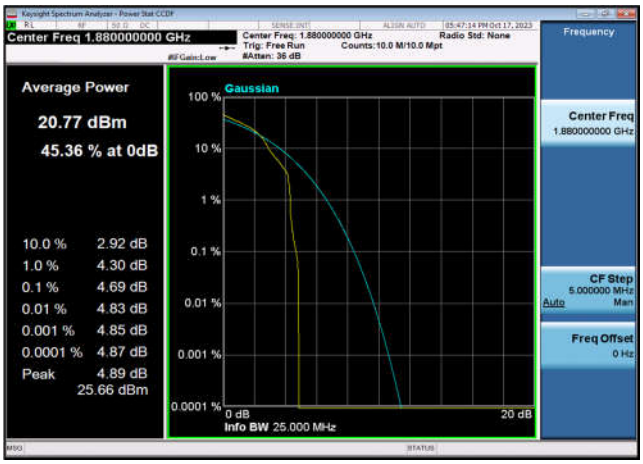

FDD04_HighRange_20MHz_1745_fullRB_Q16

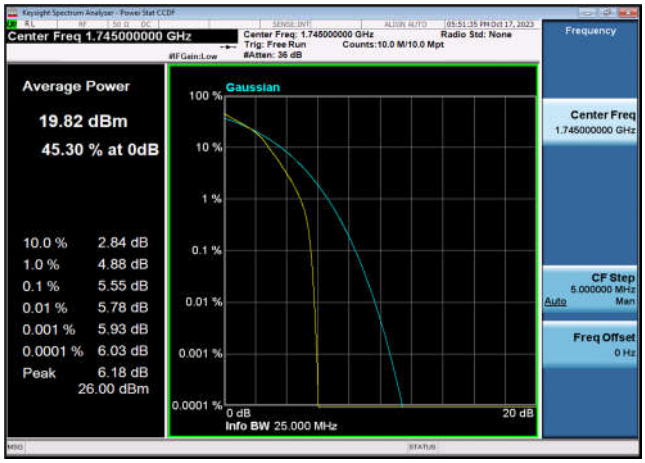

FDD04_HighRange_20MHz_1745_OneRB_high_Q16

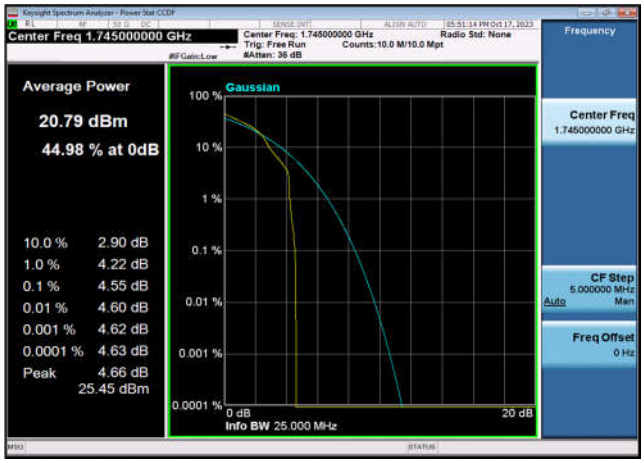

FDD04_LowRange_20MHz_1720_fullRB_Q16

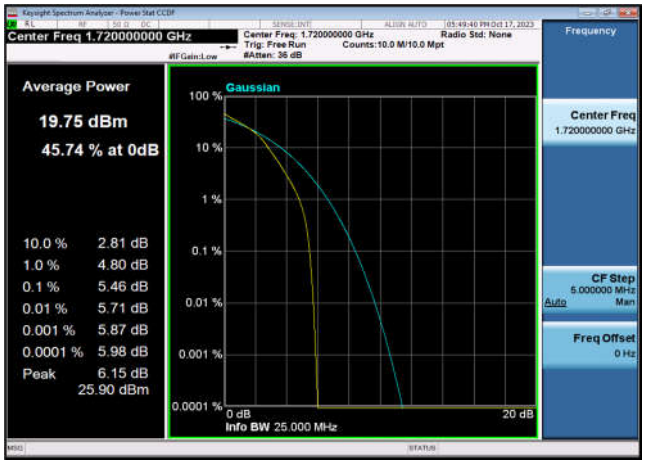

FDD04_LowRange_20MHz_1720_OneRB_high_Q16

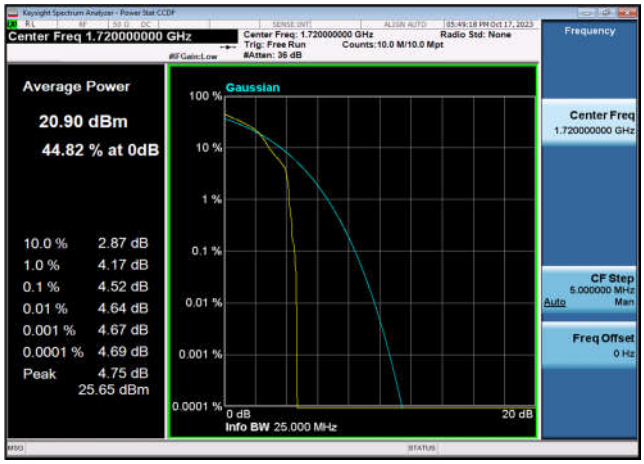

FDD04_MidRange_20MHz_1732.5_fullRB_Q16

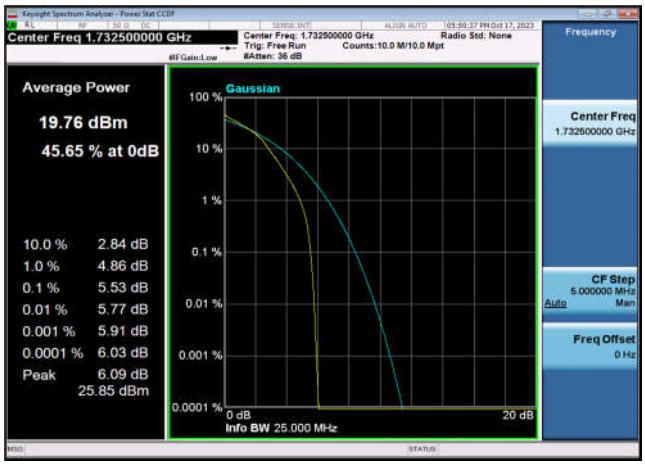

FDD04_MidRange_20MHz_1732.5_OneRB_high_Q16

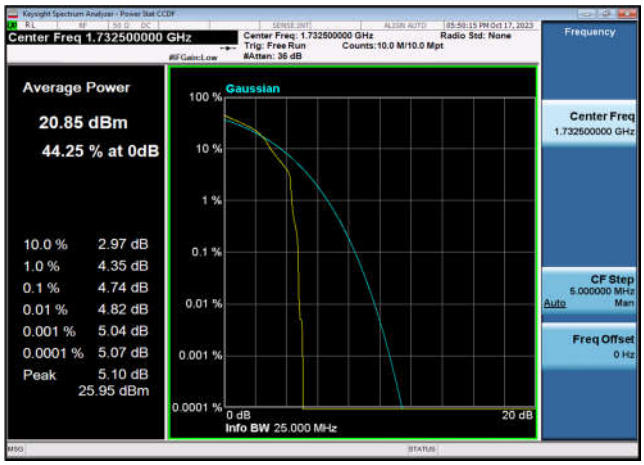

FDD05_LowRange_10MHz_829_OneRB _high_Q16	FDD05_LowRange_10MHz_829_fullRB _Q16
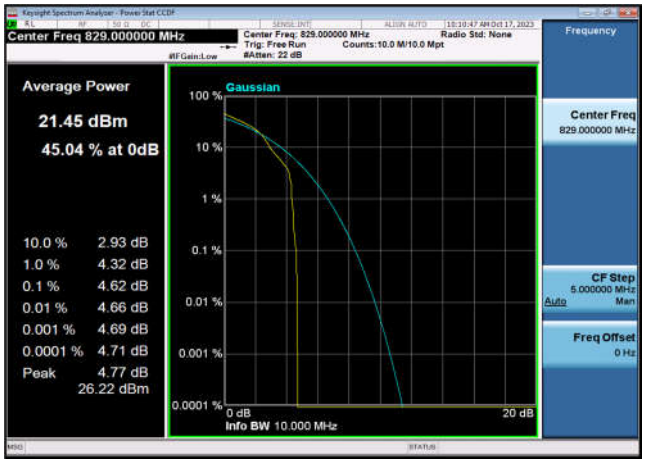	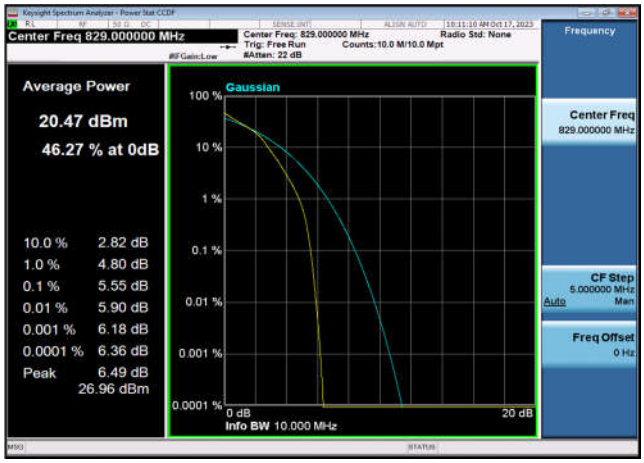
FDD05_MidRange_10MHz_836.5_OneRB _high_Q16	FDD05_MidRange_10MHz_836.5_fullRB _Q16
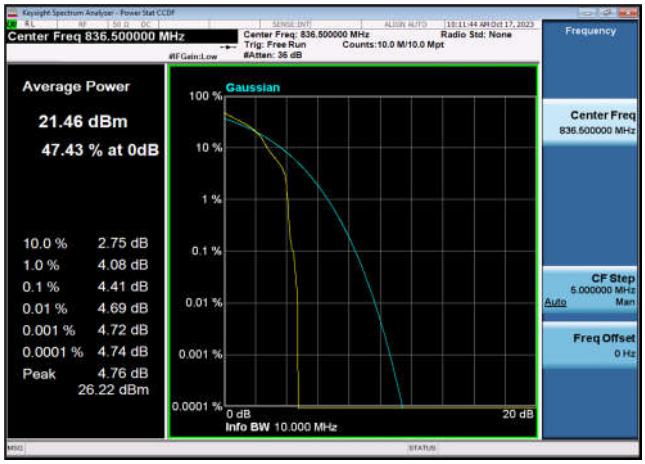	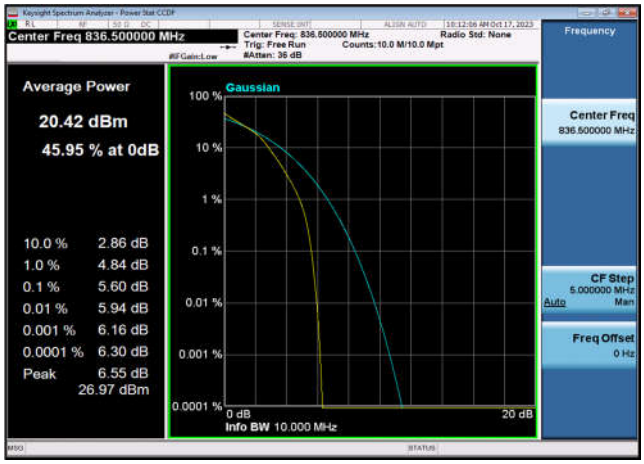
FDD05_HighRange_10MHz_844_OneRB _high_Q16	FDD05_HighRange_10MHz_844_fullRB _Q16
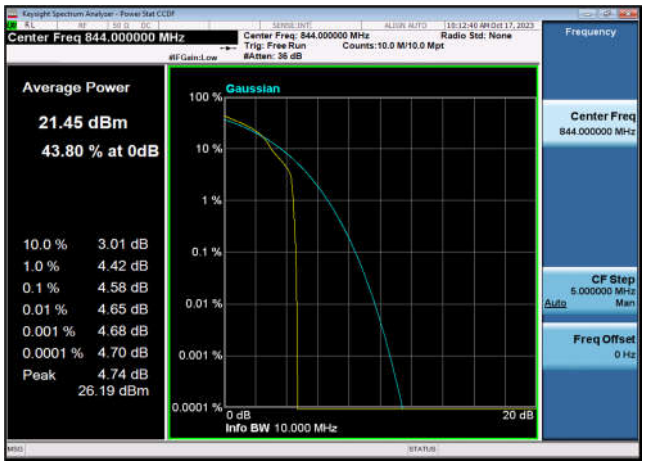	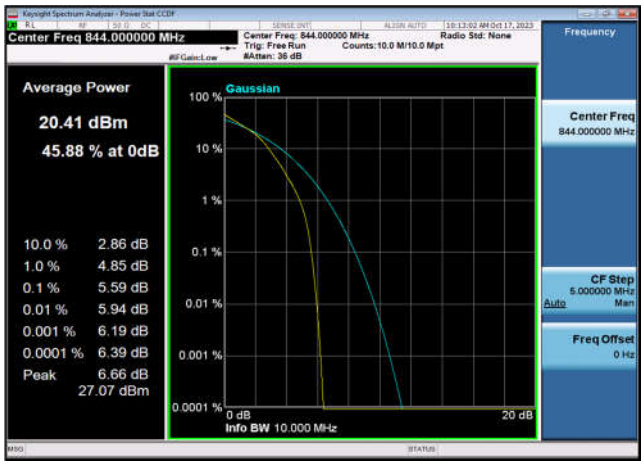

FDD07_HighRange_20MHz_2560_fullRB _Q16	FDD07_HighRange_20MHz_2560_OneRB _high_Q16
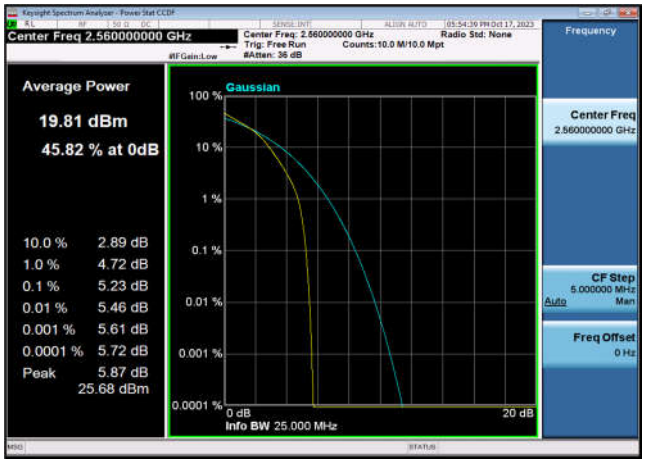	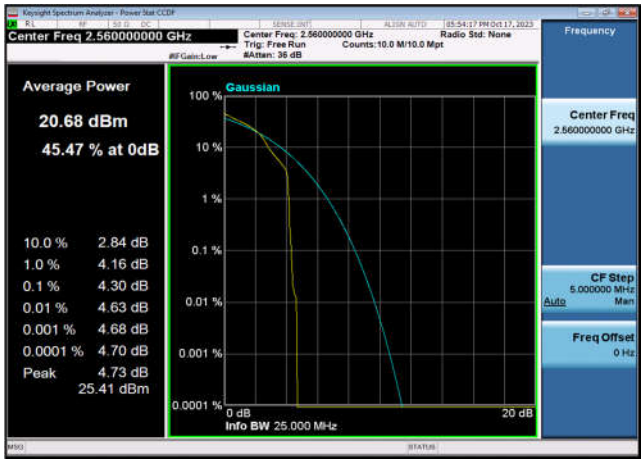
FDD07_LowRange_20MHz_2510_fullRB _Q16	FDD07_LowRange_20MHz_2510_OneRB _high_Q16
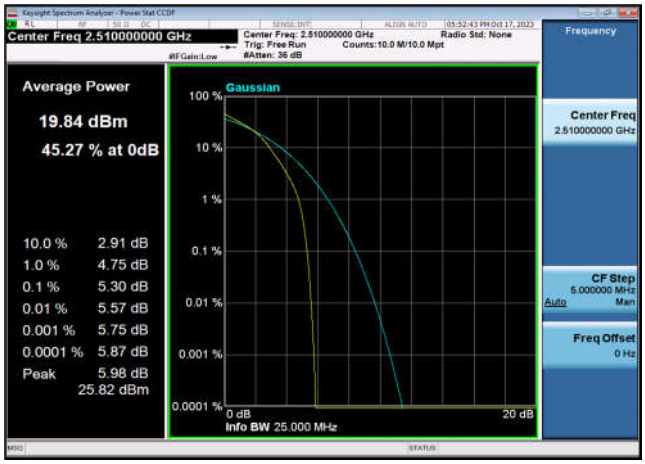	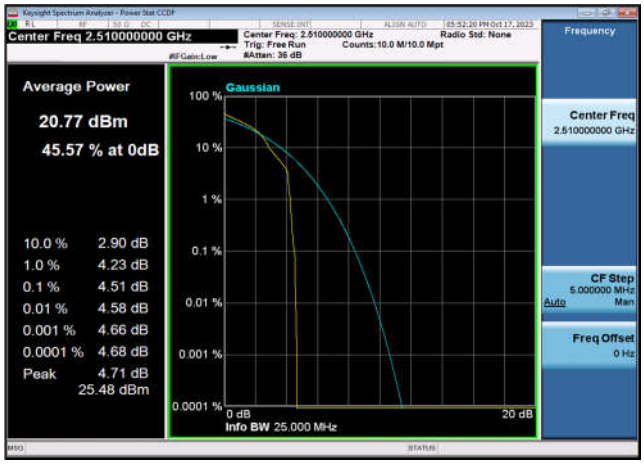
FDD07_MidRange_20MHz_2535_fullRB _Q16	FDD07_MidRange_20MHz_2535_OneRB _high_Q16
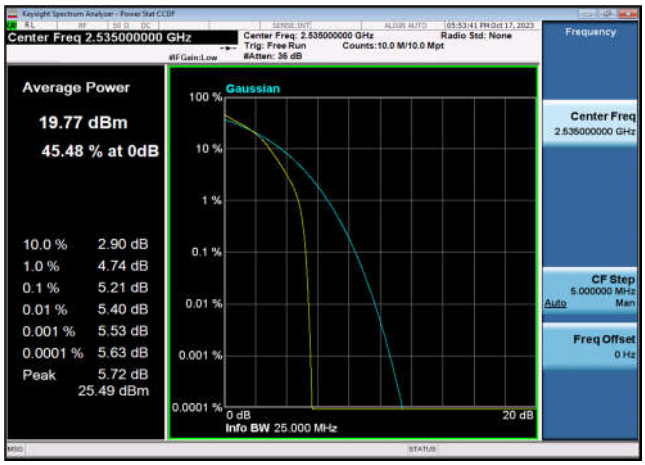	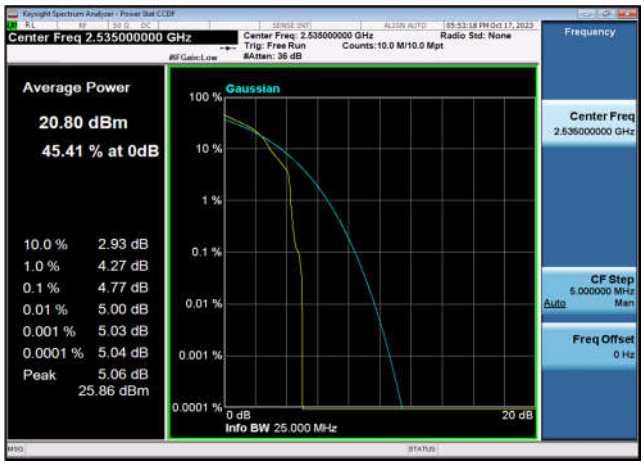

FDD12_LowRange_10MHz_704_OneRB _high_Q16	FDD12_LowRange_10MHz_704_fullRB _Q16
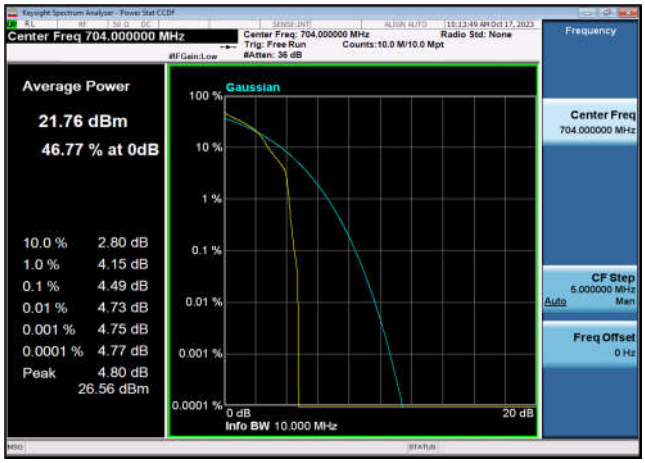	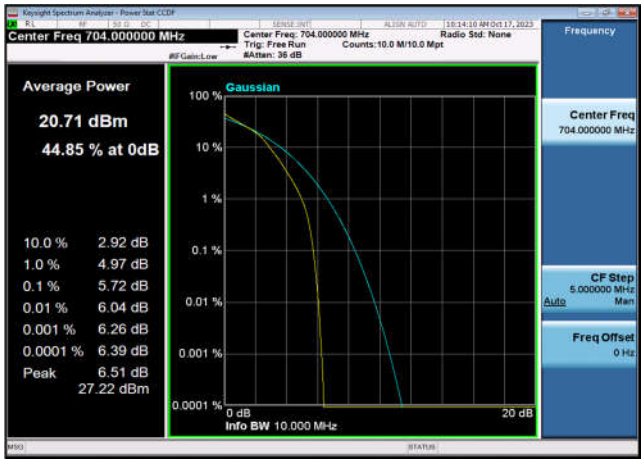
FDD12_MidRange_10MHz_707.5_OneRB _high_Q16	FDD12_MidRange_10MHz_707.5_fullRB _Q16
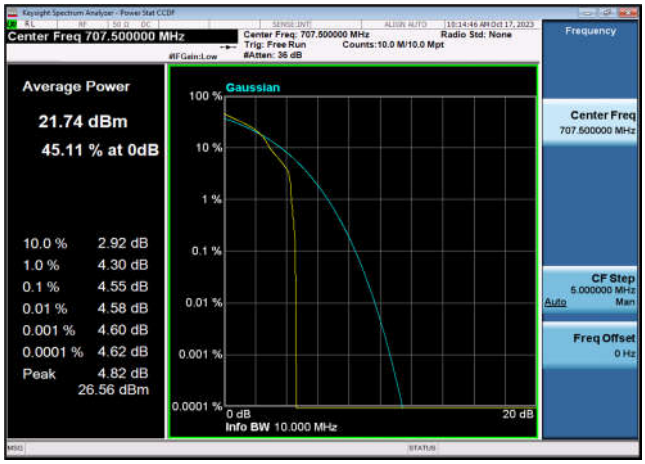	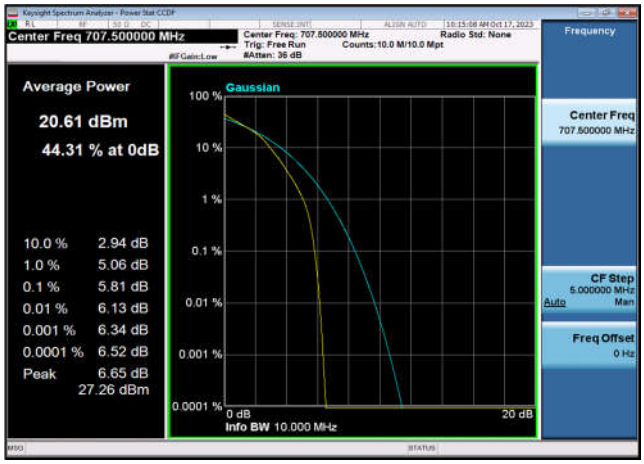
FDD12_HighRange_10MHz_711_OneRB _high_Q16	FDD12_HighRange_10MHz_711_fullRB _Q16
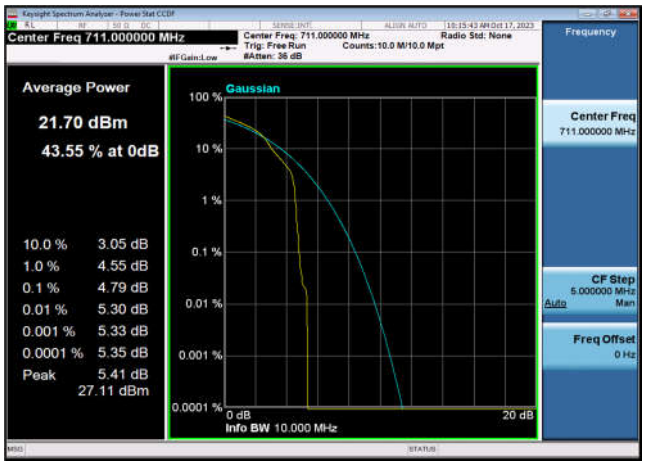	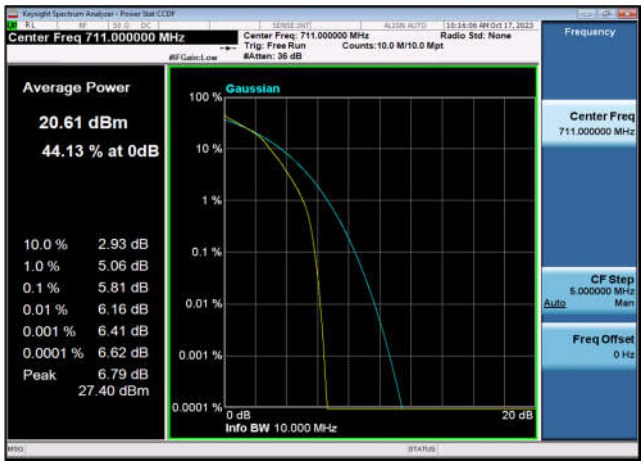

FDD17_LowRange_10MHz_709_OneRB _high_Q16	FDD17_LowRange_10MHz_709_fullRB _Q16
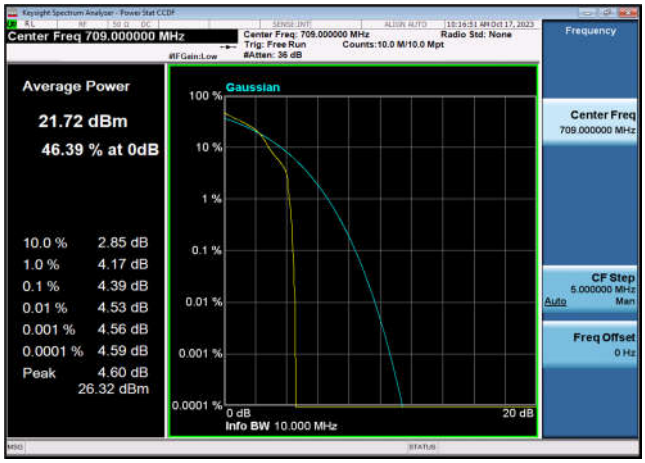	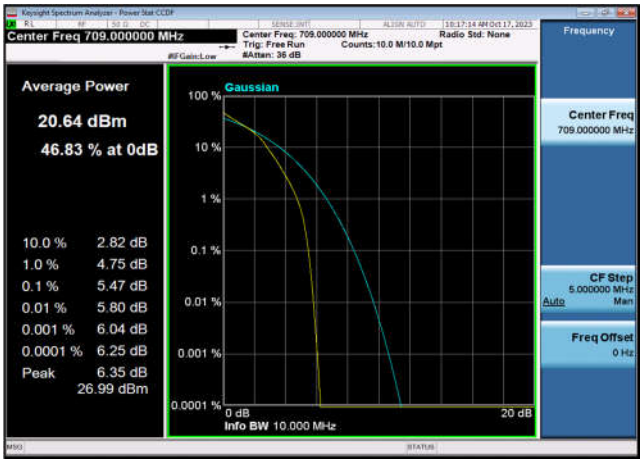
FDD17_MidRange_10MHz_710_OneRB _high_Q16	FDD17_MidRange_10MHz_710_fullRB _Q16
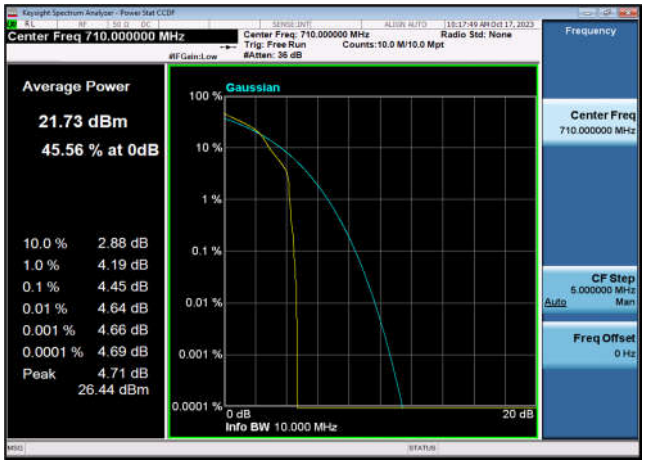	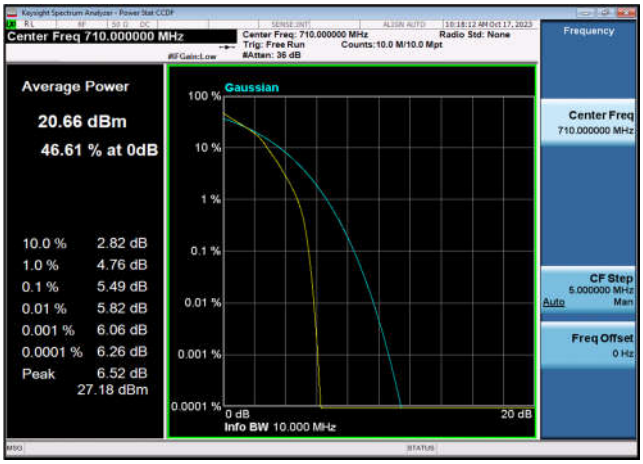
FDD17_HighRange_10MHz_711_OneRB _high_Q16	FDD17_HighRange_10MHz_711_fullRB _Q16
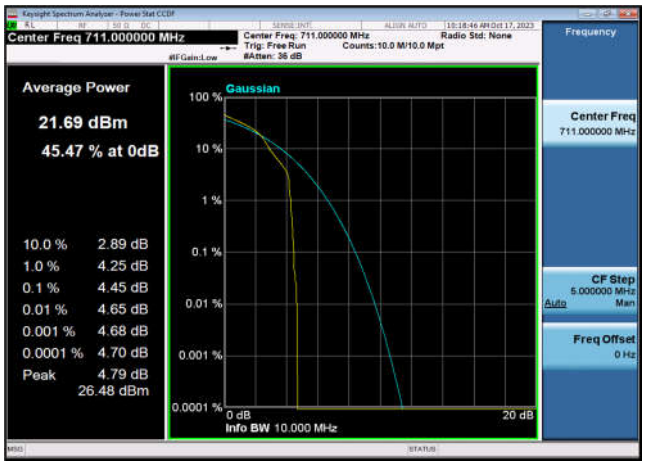	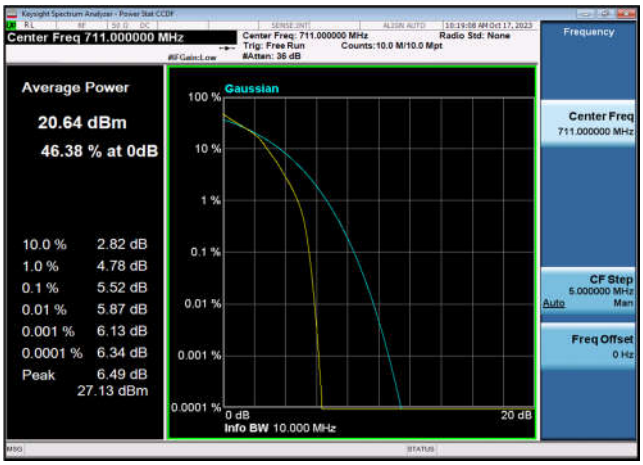

TDD41_LowRange_20MHz_2506_OneRB _high_Q16

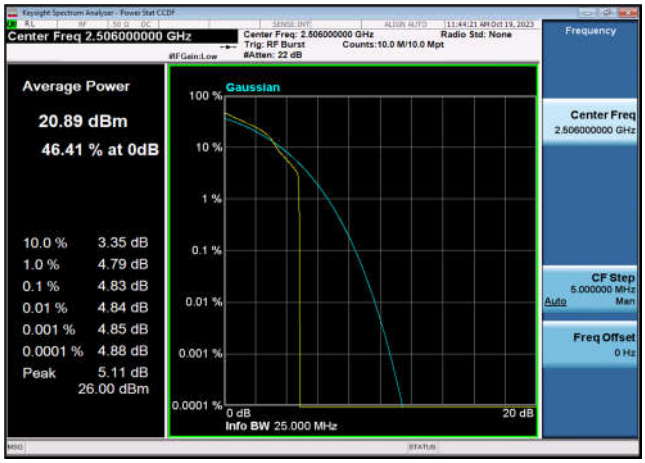

TDD41_LowRange_20MHz_2506_fullRB _Q16

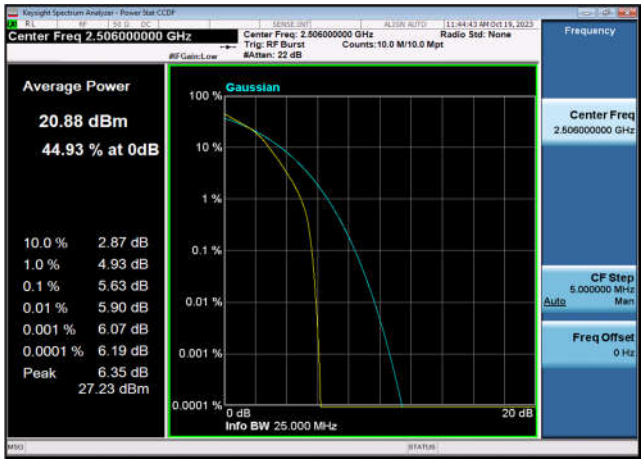

TDD41_MidRange_20MHz_2593_OneRB _high_Q16

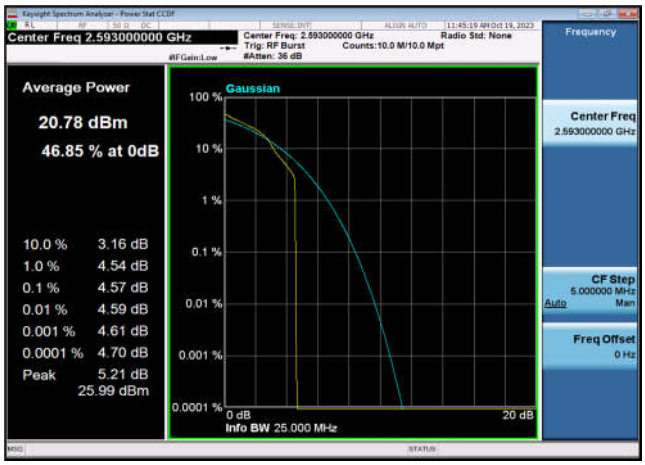

TDD41_MidRange_20MHz_2593_fullRB _Q16

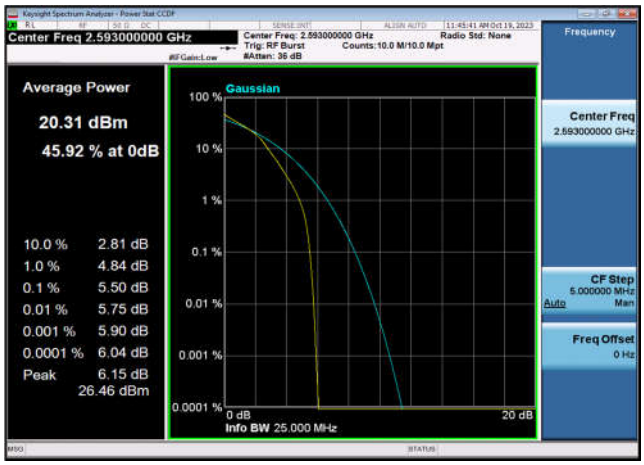

TDD41_HighRange_20MHz_2680_OneRB _high_Q16

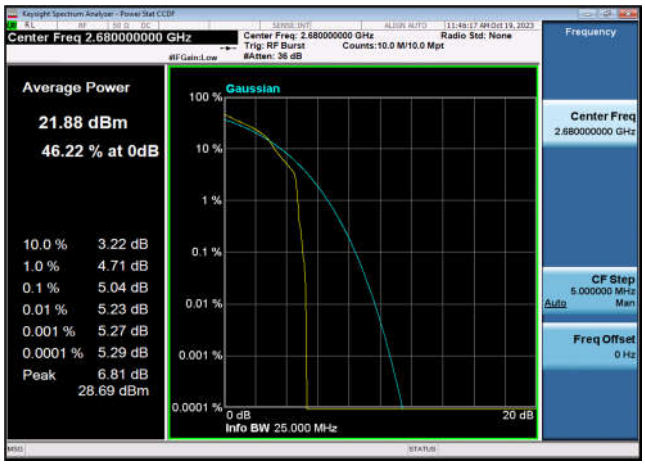

TDD41_HighRange_20MHz_2680_fullRB _Q16

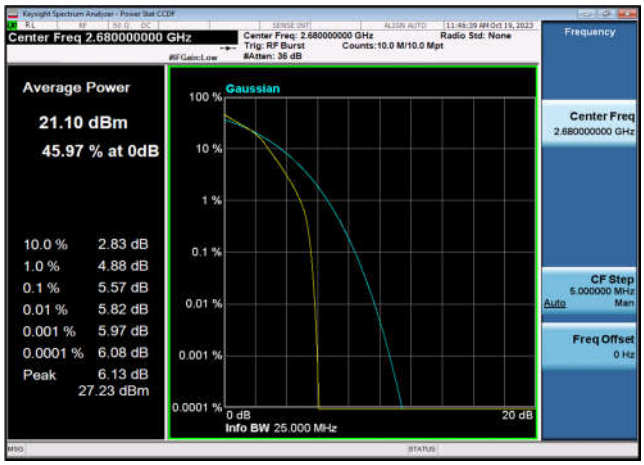

FDD66_HighRange_20MHz_1770_fullRB _Q16	FDD66_HighRange_20MHz_1770_OneRB _high_Q16
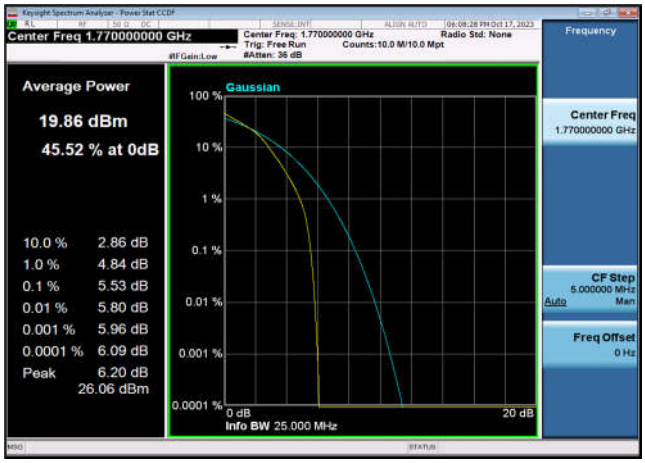	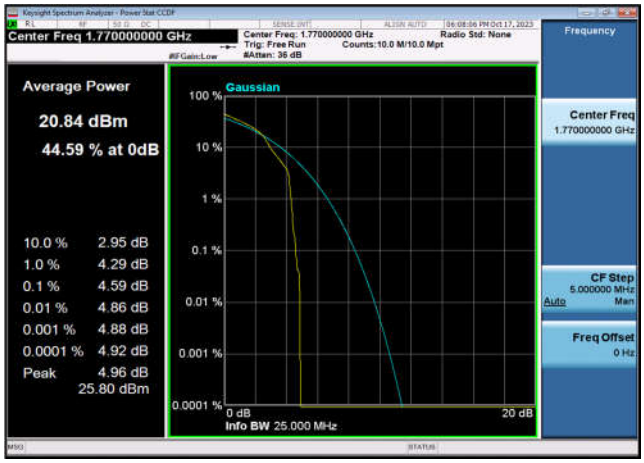
FDD66_LowRange_20MHz_1720_fullRB _Q16	FDD66_LowRange_20MHz_1720_OneRB _high_Q16
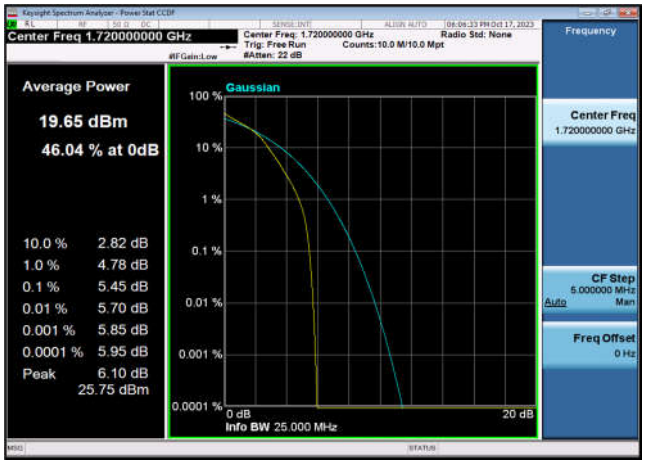	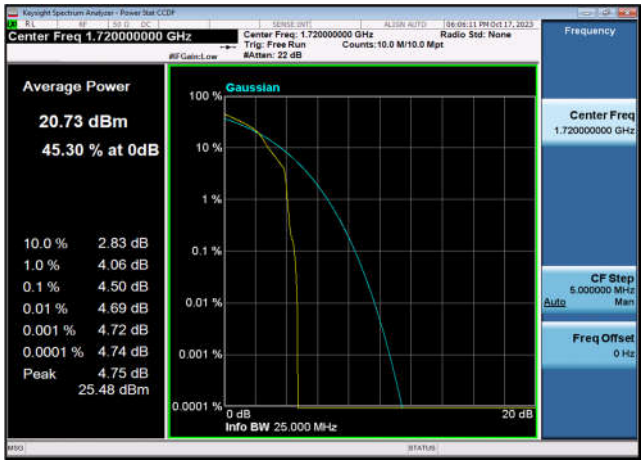
FDD66_MidRange_20MHz_1745_fullRB _Q16	FDD66_MidRange_20MHz_1745_OneRB _high_Q16
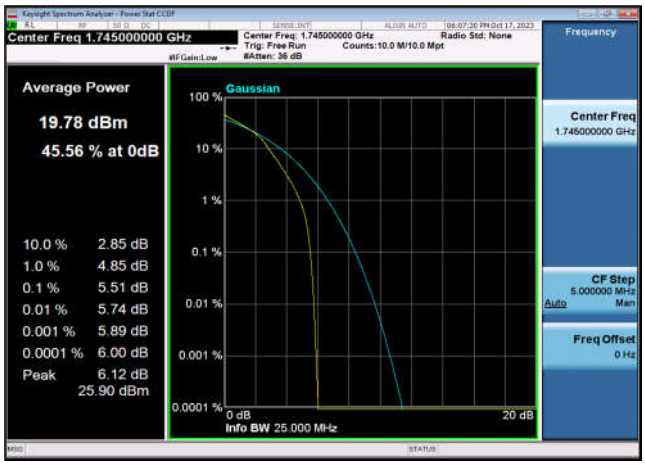	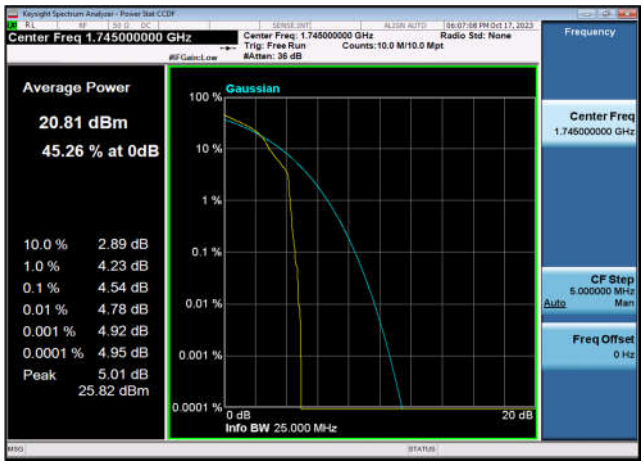

FDD26_Part 22_LowRange_10MHz_829_OneRB_high_Q16	FDD26_Part 22_LowRange_10MHz_829_fullRB_Q16
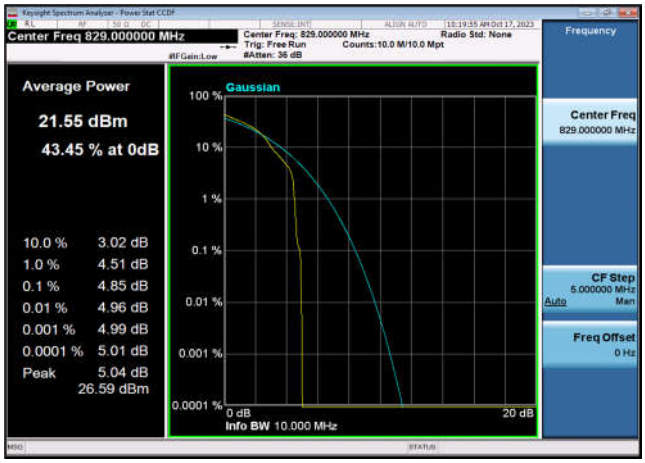	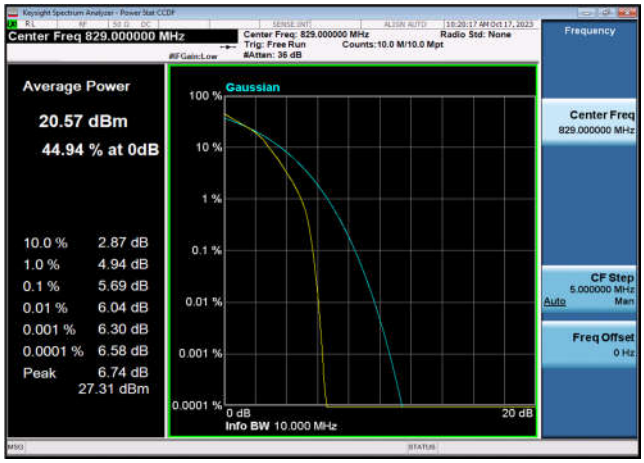
FDD26_Part 22_MidRange_10MHz_836.5_OneRB_high_Q16	FDD26_Part 22_MidRange_10MHz_836.5_fullRB_Q16
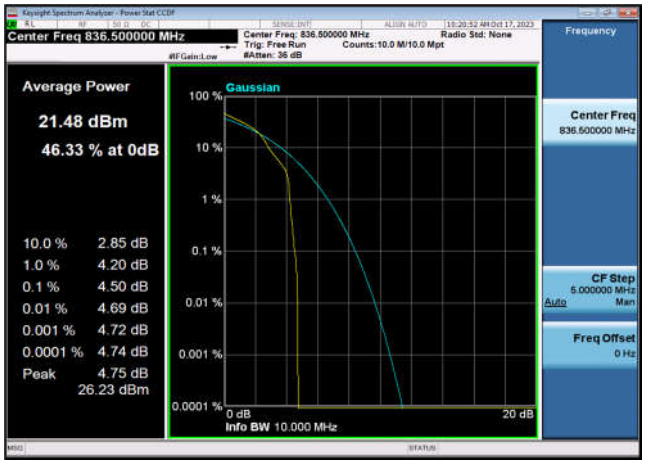	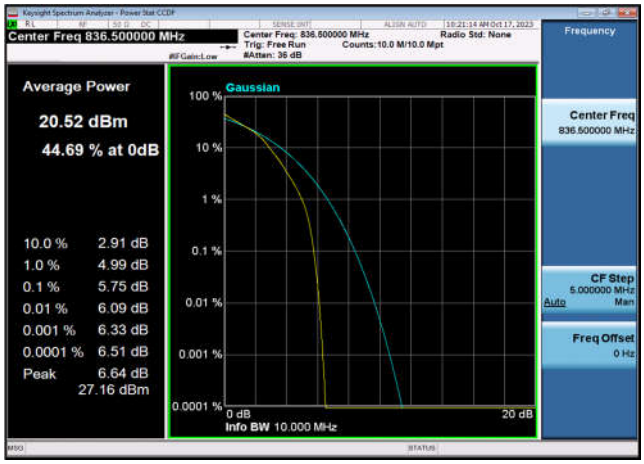
FDD26_Part 22_HighRange_10MHz_844_OneRB_high_Q16	FDD26_Part 22_HighRange_10MHz_844_fullRB_Q16
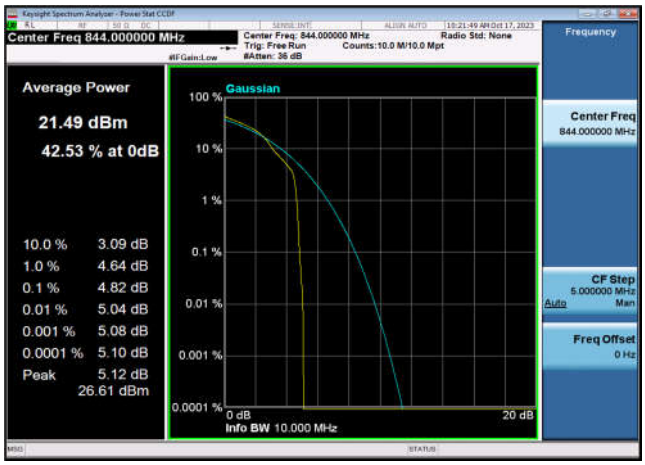	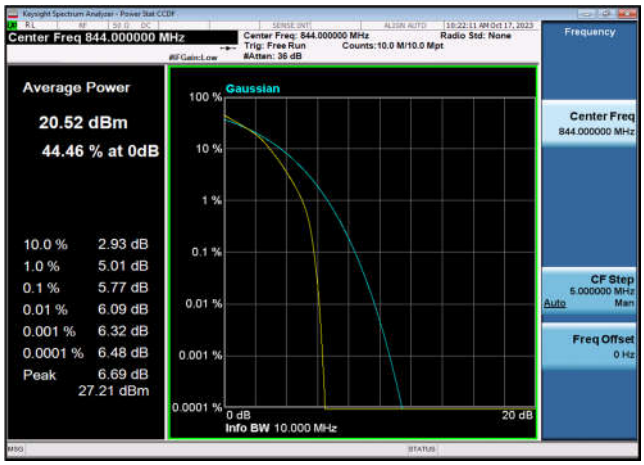

FDD26_Part 90_MidRange_10MHz_836.5_OneRB _high_Q16	FDD26_Part 90_MidRange_10MHz_836.5_fullRB _Q16
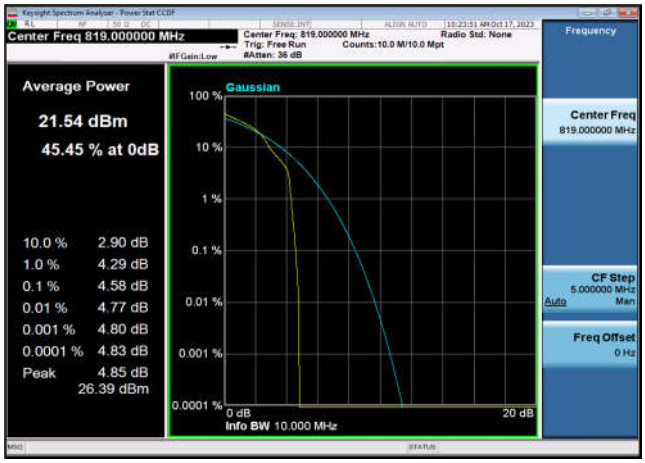	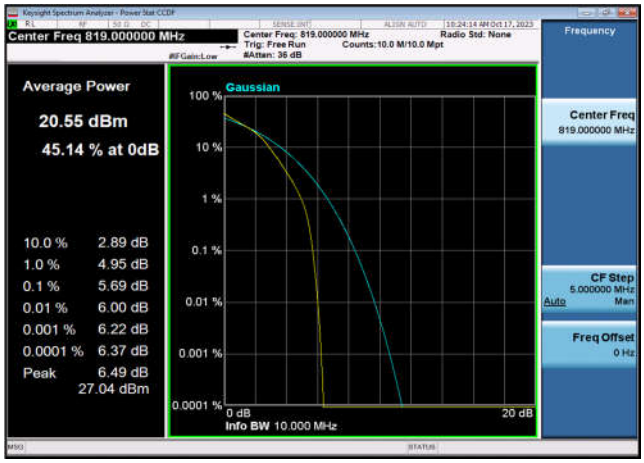
TDD40A_MidRange_10MHz_2310_OneRB _high_Q16	TDD40A_MidRange_10MHz_2310_fullRB _Q16
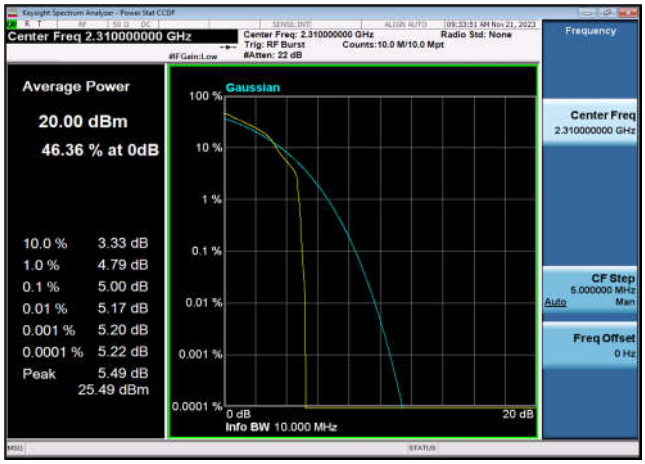	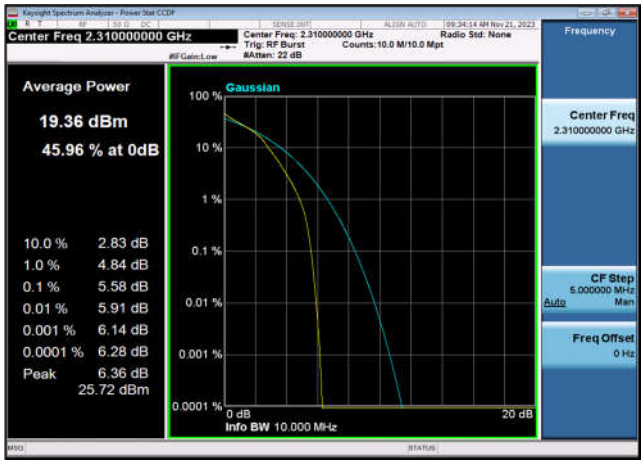
TDD40B_MidRange_10MHz_2355_OneRB _high_Q16	TDD40B_MidRange_10MHz_2355_fullRB _Q16
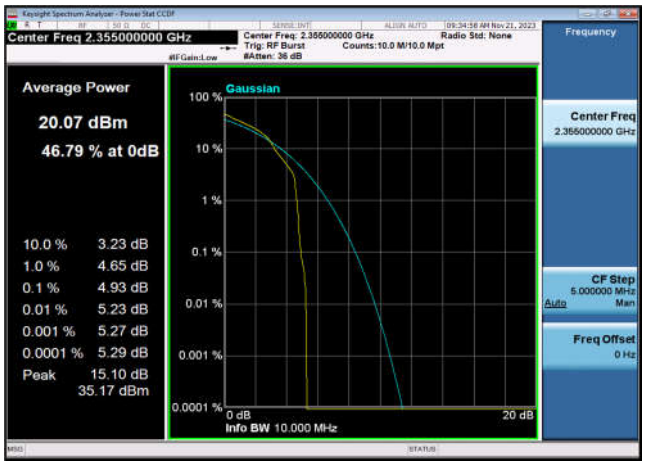	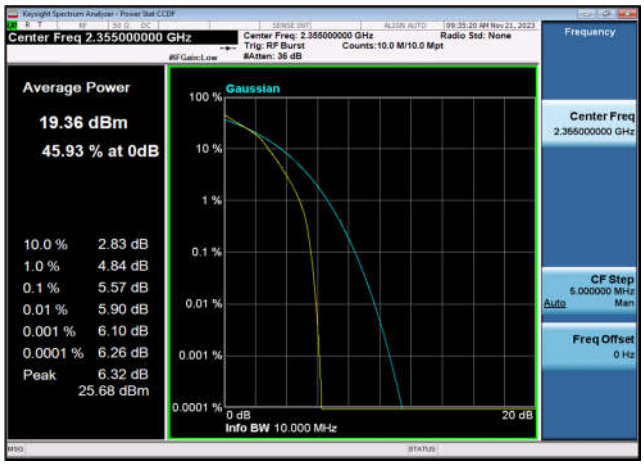

99% Occupied Bandwidth and 26dB Emission Bandwidth

Occupied Bandwidth NormalTC_NormalVol						
Band	Range	BandWidth	Frequency (MHz)	Modulation	99% OBW (MHz)	26dB EBW (MHz)
FDD02	MidRange	1.4	1880	QPSK	1.092	1.337
FDD02	MidRange	1.4	1880	Q16	1.092	1.299
FDD02	MidRange	3	1880	QPSK	2.684	2.906
FDD02	MidRange	3	1880	Q16	2.685	2.909
FDD02	MidRange	5	1880	QPSK	4.494	4.898
FDD02	MidRange	5	1880	Q16	4.498	4.900
FDD02	MidRange	10	1880	QPSK	8.932	9.462
FDD02	MidRange	10	1880	Q16	8.937	9.495
FDD02	MidRange	15	1880	QPSK	13.476	14.39
FDD02	MidRange	15	1880	Q16	13.491	14.33
FDD02	MidRange	20	1880	QPSK	17.923	18.84
FDD02	MidRange	20	1880	Q16	17.906	18.92
FDD04	MidRange	1.4	1732.5	QPSK	1.094	1.363
FDD04	MidRange	1.4	1732.5	Q16	1.093	1.293
FDD04	MidRange	3	1732.5	QPSK	2.682	2.905
FDD04	MidRange	3	1732.5	Q16	2.68	2.917
FDD04	MidRange	5	1732.5	QPSK	4.495	4.952
FDD04	MidRange	5	1732.5	Q16	4.502	4.970
FDD04	MidRange	10	1732.5	QPSK	8.94	9.468
FDD04	MidRange	10	1732.5	Q16	8.936	9.490
FDD04	MidRange	15	1732.5	QPSK	13.463	14.67
FDD04	MidRange	15	1732.5	Q16	13.47	14.35
FDD04	MidRange	20	1732.5	QPSK	17.925	18.79
FDD04	MidRange	20	1732.5	Q16	17.912	18.81
FDD05	MidRange	1.4	836.5	QPSK	1.092	1.334
FDD05	MidRange	1.4	836.5	Q16	1.095	1.315
FDD05	MidRange	3	836.5	QPSK	2.68	2.928
FDD05	MidRange	3	836.5	Q16	2.688	2.943
FDD05	MidRange	5	836.5	QPSK	4.506	4.959
FDD05	MidRange	5	836.5	Q16	4.496	4.922

FDD05	MidRange	10	836.5	QPSK	8.929	9.481
FDD05	MidRange	10	836.5	Q16	8.935	9.545
FDD07	MidRange	5	2535	QPSK	4.496	4.933
FDD07	MidRange	5	2535	Q16	4.498	4.978
FDD07	MidRange	10	2535	QPSK	8.934	9.488
FDD07	MidRange	10	2535	Q16	8.933	9.455
FDD07	MidRange	15	2535	QPSK	13.467	14.27
FDD07	MidRange	15	2535	Q16	13.462	14.30
FDD07	MidRange	20	2535	QPSK	17.889	18.79
FDD07	MidRange	20	2535	Q16	17.889	18.83
FDD12	MidRange	1.4	707.5	QPSK	1.093	1.310
FDD12	MidRange	1.4	707.5	Q16	1.095	1.316
FDD12	MidRange	3	707.5	QPSK	2.688	2.904
FDD12	MidRange	3	707.5	Q16	2.686	2.933
FDD12	MidRange	5	707.5	QPSK	4.497	4.919
FDD12	MidRange	5	707.5	Q16	4.493	4.932
FDD12	MidRange	10	707.5	QPSK	8.927	9.414
FDD12	MidRange	10	707.5	Q16	8.926	9.441
FDD17	MidRange	5	710	QPSK	4.5	4.888
FDD17	MidRange	5	710	Q16	4.499	5.002
FDD17	MidRange	10	710	QPSK	8.912	9.420
FDD17	MidRange	10	710	Q16	8.929	9.436
FDD26_Part 22	MidRange	1.4	836.5	QPSK	1.089	1.284
FDD26_Part 22	MidRange	1.4	836.5	Q16	1.091	1.302
FDD26_Part 22	MidRange	3	836.5	QPSK	2.68	2.922
FDD26_Part 22	MidRange	3	836.5	Q16	2.686	2.922
FDD26_Part 22	MidRange	5	836.5	QPSK	4.488	4.871
FDD26_Part 22	MidRange	5	836.5	Q16	4.499	4.898
FDD26_Part 22	MidRange	10	836.5	QPSK	8.942	9.452
FDD26_Part 22	MidRange	10	836.5	Q16	8.948	9.468
FDD26_Part 22	MidRange	15	836.5	QPSK	13.486	14.32
FDD26_Part 22	MidRange	15	836.5	Q16	13.487	14.32
FDD26_Part 90	MidRange	1.4	819	QPSK	1.095	1.290
FDD26_Part 90	MidRange	1.4	819	Q16	1.089	1.325
FDD26_Part 90	MidRange	3	819	QPSK	2.681	2.960

FDD26_Part 90	MidRange	3	819	Q16	2.682	2.903
FDD26_Part 90	MidRange	5	819	QPSK	4.488	4.934
FDD26_Part 90	MidRange	5	819	Q16	4.501	4.922
FDD26_Part 90	MidRange	10	819	QPSK	8.936	9.423
FDD26_Part 90	MidRange	10	819	Q16	8.937	9.434
TDD40A	MidRange	5	2310	QPSK	4.494	4.874
TDD40A	MidRange	5	2310	Q16	4.491	4.873
TDD40A	MidRange	10	2310	QPSK	8.93	9.422
TDD40A	MidRange	10	2310	Q16	8.925	9.351
TDD40B	MidRange	5	2355	QPSK	4.487	4.858
TDD40B	MidRange	5	2355	Q16	4.493	4.901
TDD40B	MidRange	10	2355	QPSK	8.917	9.435
TDD40B	MidRange	10	2355	Q16	8.927	9.424
TDD41	MidRange	5	2595	QPSK	4.496	4.958
TDD41	MidRange	5	2595	Q16	4.487	4.880
TDD41	MidRange	10	2595	QPSK	8.936	9.409
TDD41	MidRange	10	2595	Q16	8.936	9.433
TDD41	MidRange	15	2595	QPSK	13.474	14.45
TDD41	MidRange	15	2595	Q16	13.455	14.23
TDD41	MidRange	20	2595	QPSK	17.883	18.77
TDD41	MidRange	20	2595	Q16	17.891	18.76
FDD66	MidRange	1.4	1745	QPSK	1.091	1.280
FDD66	MidRange	1.4	1745	Q16	1.094	1.294
FDD66	MidRange	3	1745	QPSK	2.687	2.946
FDD66	MidRange	3	1745	Q16	2.684	2.949
FDD66	MidRange	5	1745	QPSK	4.493	4.906
FDD66	MidRange	5	1745	Q16	4.493	4.925
FDD66	MidRange	10	1745	QPSK	8.932	9.509
FDD66	MidRange	10	1745	Q16	8.934	9.501
FDD66	MidRange	15	1745	QPSK	13.476	14.33
FDD66	MidRange	15	1745	Q16	13.469	14.30
FDD66	MidRange	20	1745	QPSK	17.915	18.88
FDD66	MidRange	20	1745	Q16	17.892	18.88

FDD02_MidRange_1.4_1880_Q16

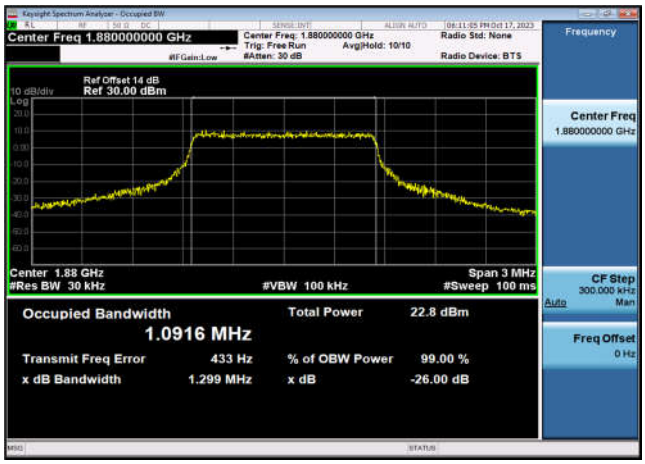

FDD02_MidRange_1.4_1880_QPSK

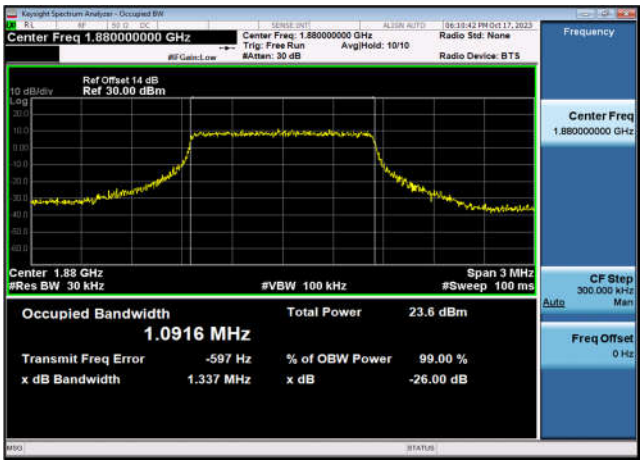

FDD02_MidRange_10_1880_Q16

FDD02_MidRange_10_1880_QPSK

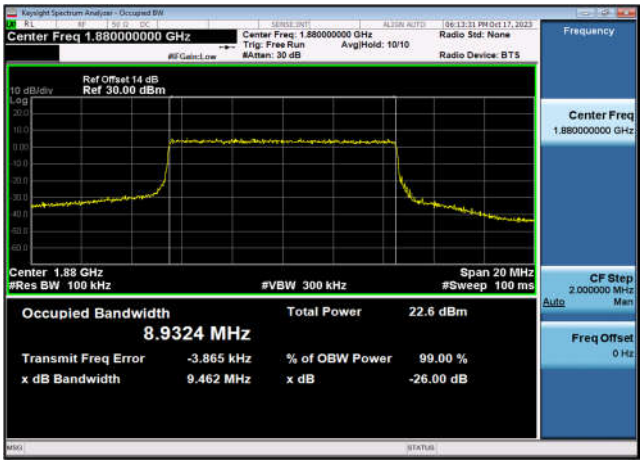

FDD02_MidRange_15_1880_Q16

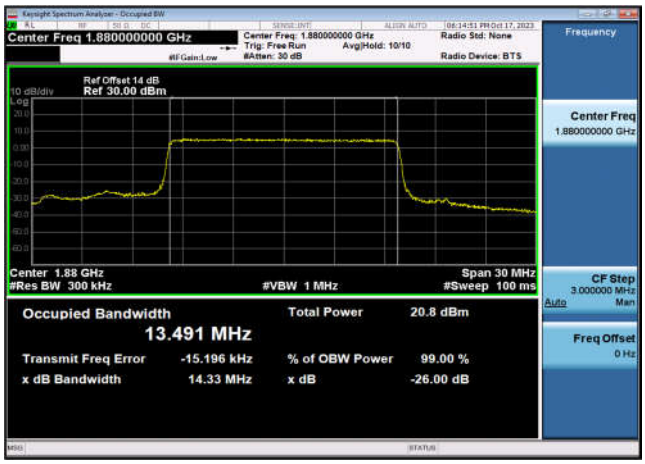

FDD02_MidRange_15_1880_QPSK

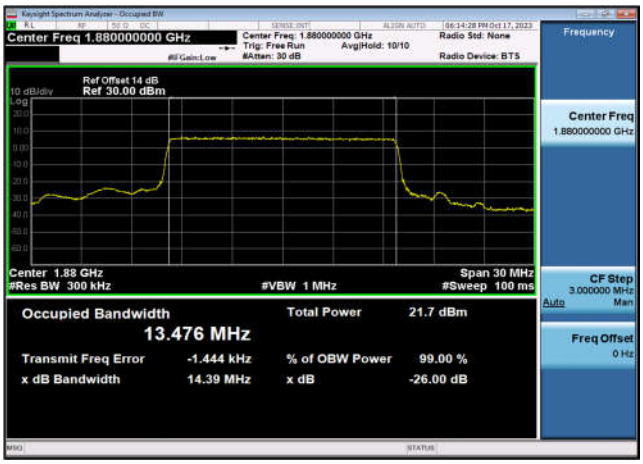

FDD02_MidRange_20_1880_Q16

FDD02_MidRange_20_1880_QPSK

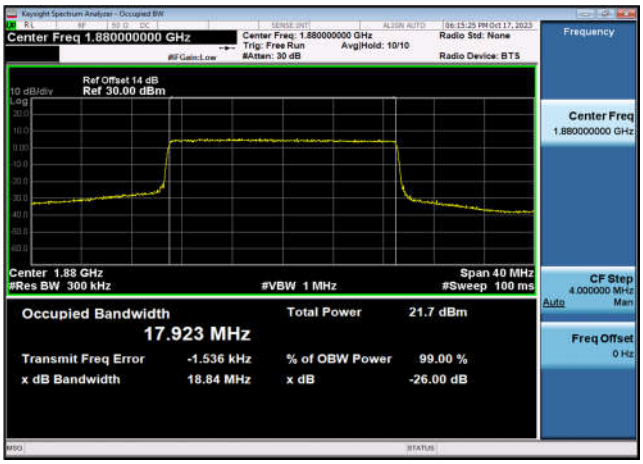

FDD02_MidRange_3_1880_Q16

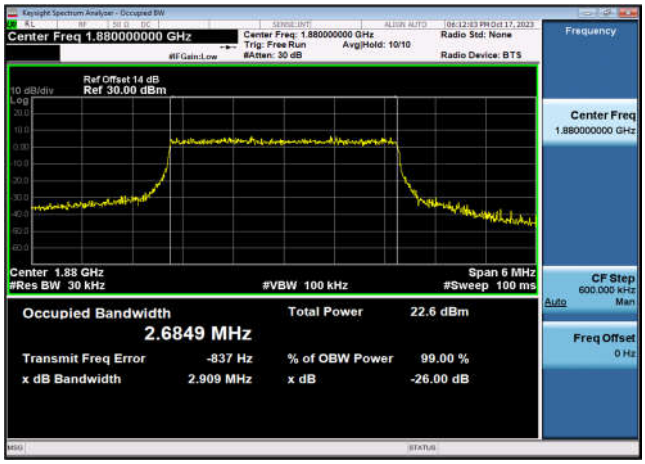

FDD02_MidRange_3_1880_QPSK

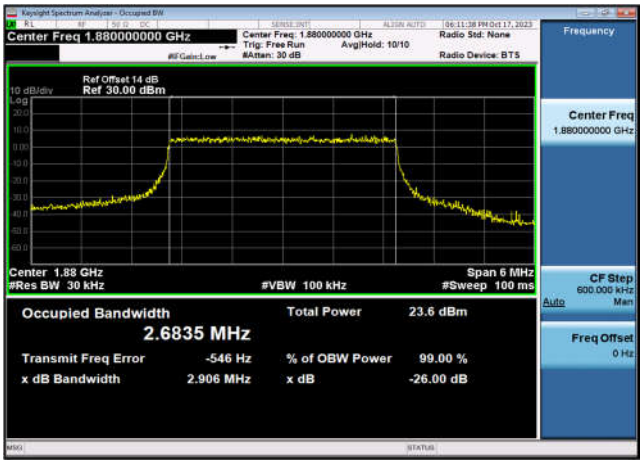

FDD02_MidRange_5_1880_Q16

FDD02_MidRange_5_1880_QPSK

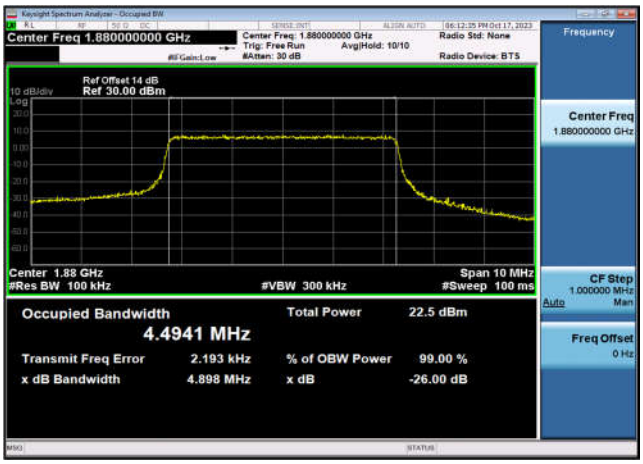

FDD04_MidRange_1.4_1732.5_Q16

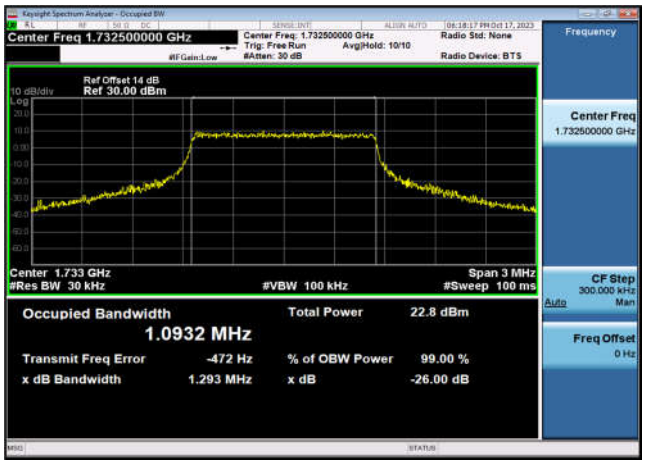

FDD04_MidRange_1.4_1732.5_QPSK

FDD04_MidRange_10_1732.5_Q16

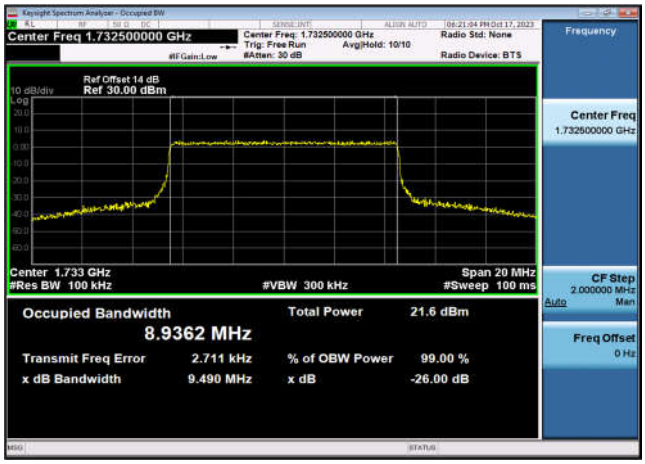

FDD04_MidRange_10_1732.5_QPSK

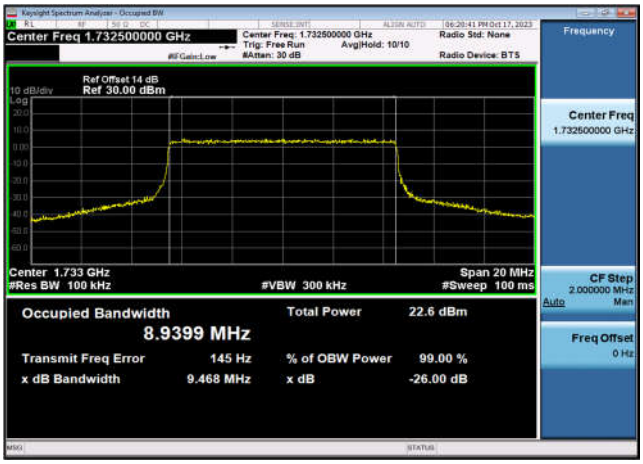

FDD04_MidRange_15_1732.5_Q16

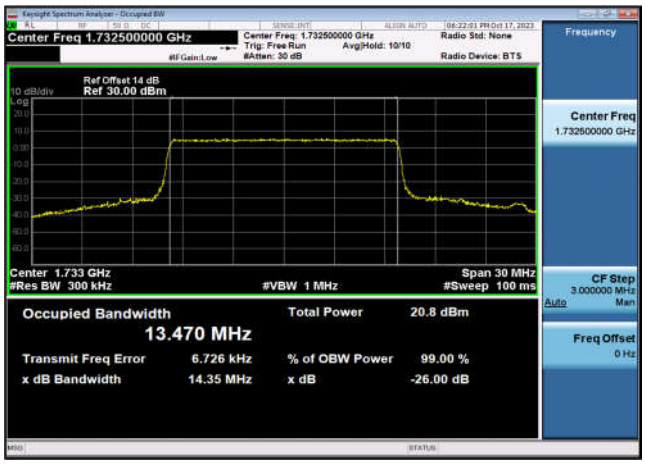

FDD04_MidRange_15_1732.5_QPSK

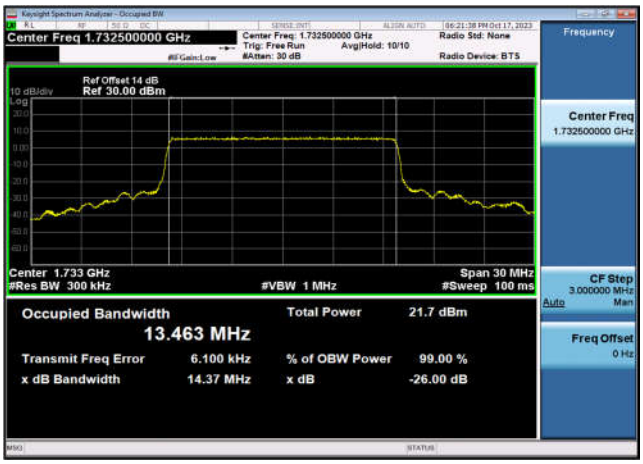

FDD04_MidRange_20_1732.5_Q16

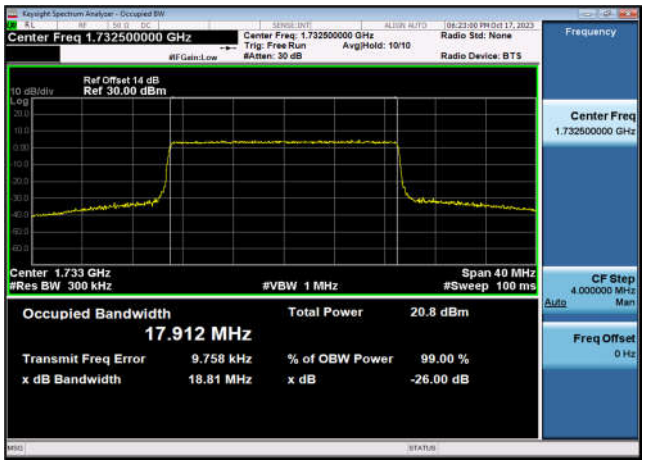

FDD04_MidRange_20_1732.5_QPSK

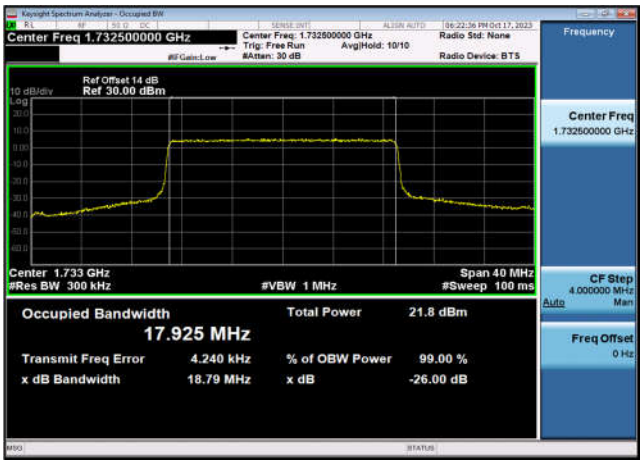

FDD04_MidRange_3_1732.5_Q16

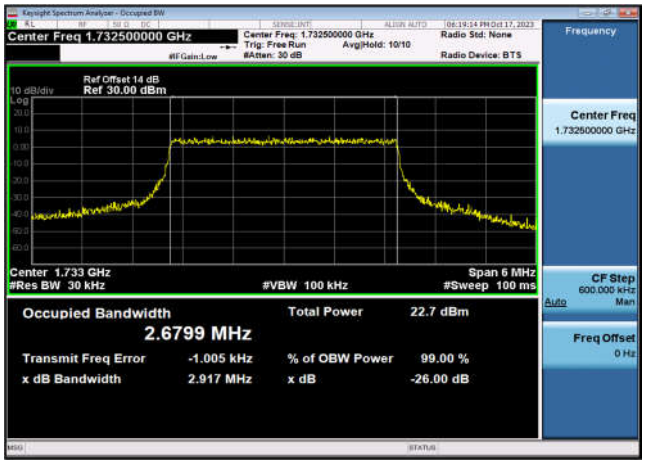

FDD04_MidRange_3_1732.5_QPSK

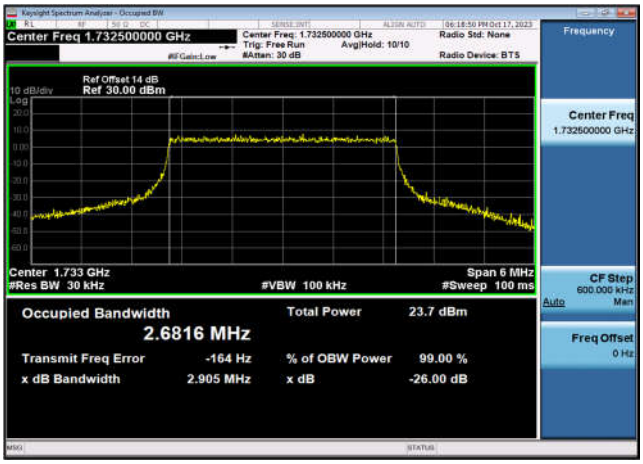

FDD04_MidRange_5_1732.5_Q16

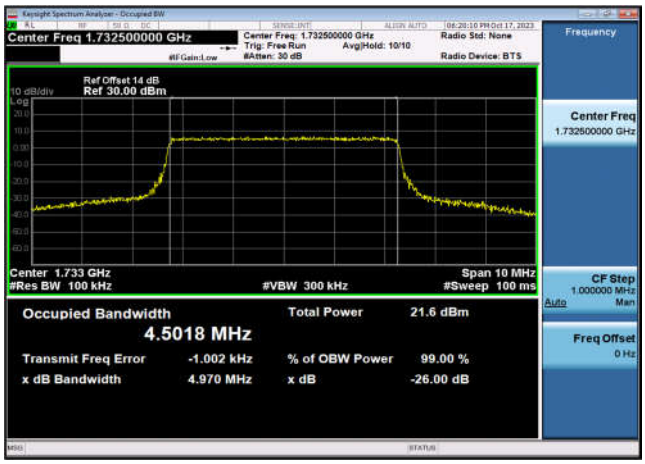

FDD04_MidRange_5_1732.5_QPSK

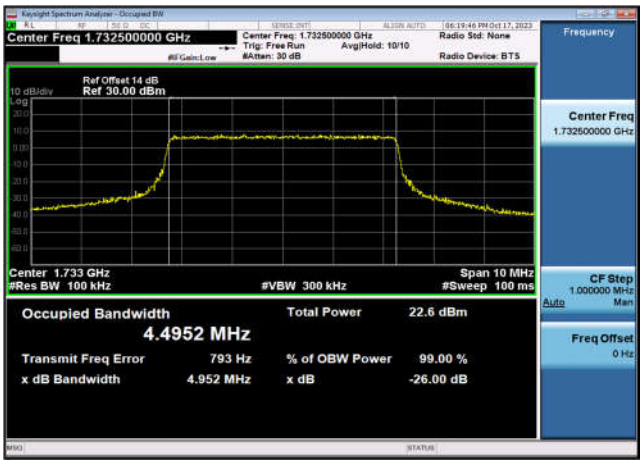

FDD05_MidRange_1.4_836.5_Q16

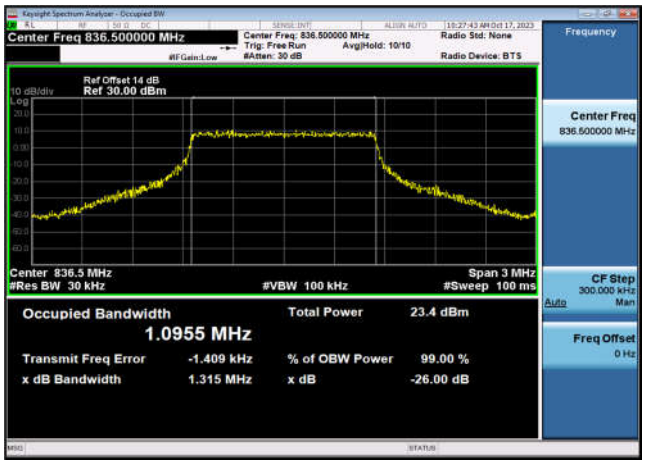

FDD05_MidRange_1.4_836.5_QPSK

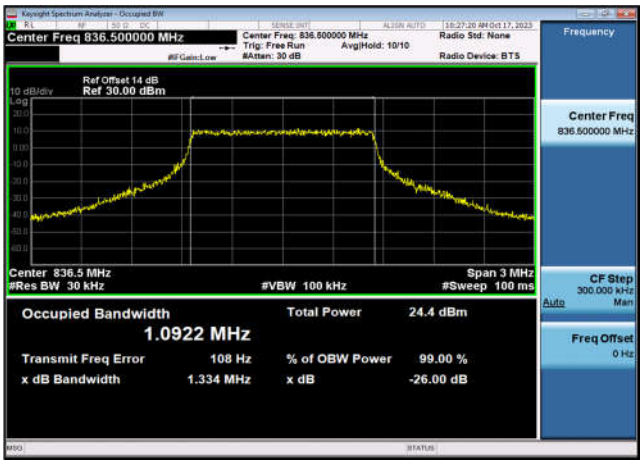

FDD05_MidRange_10_836.5_Q16

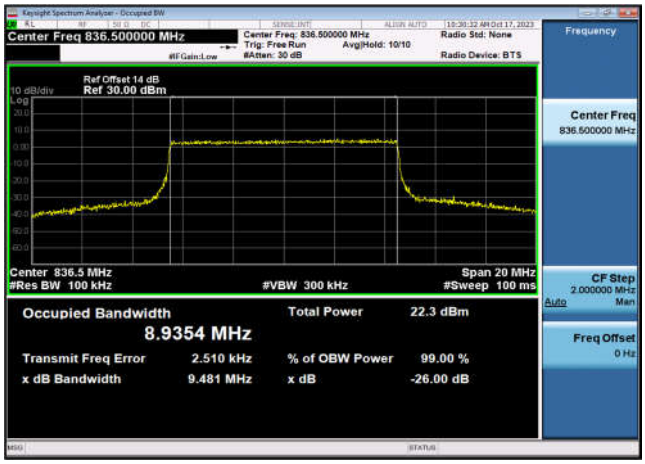

FDD05_MidRange_10_836.5_QPSK

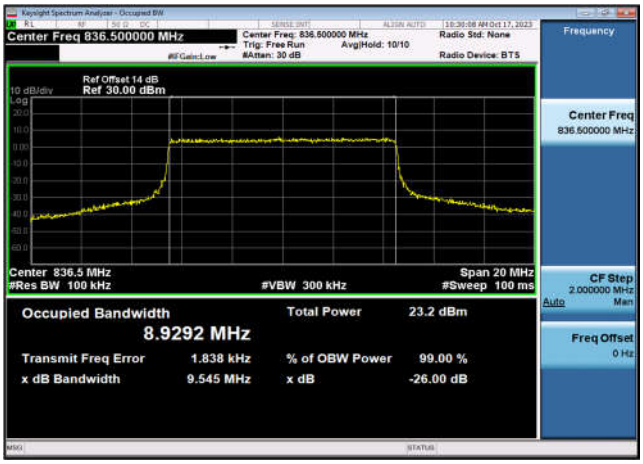

FDD05_MidRange_3_836.5_Q16

FDD05_MidRange_3_836.5_QPSK

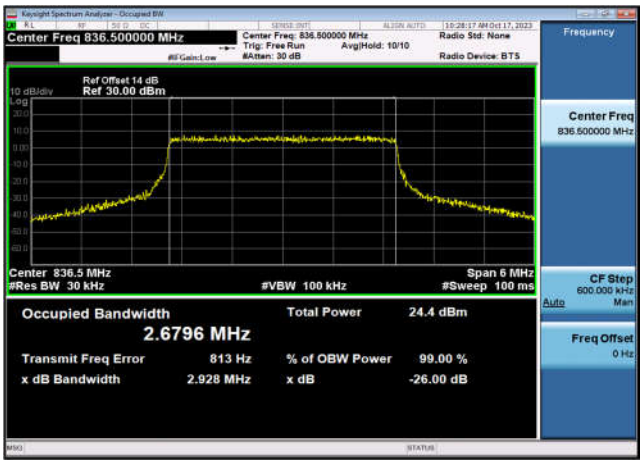

FDD05_MidRange_5_836.5_Q16

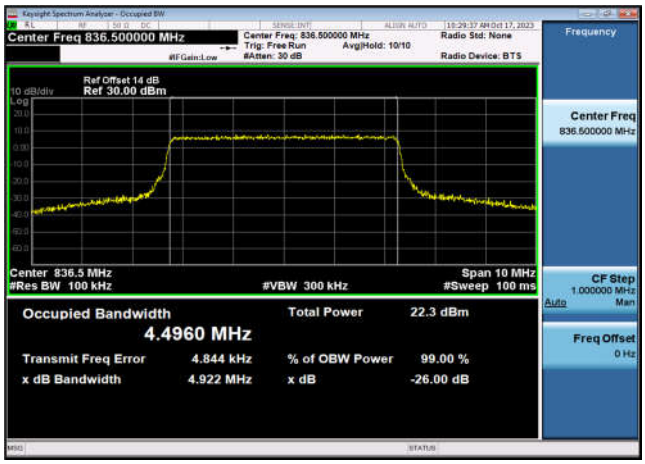

FDD05_MidRange_5_836.5_QPSK

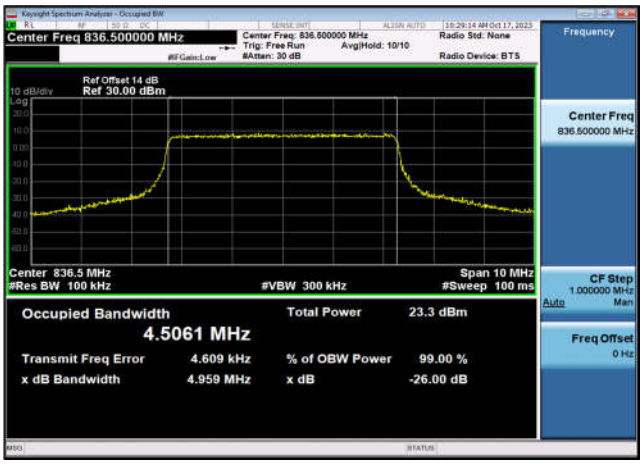

FDD07_MidRange_10_2535_Q16

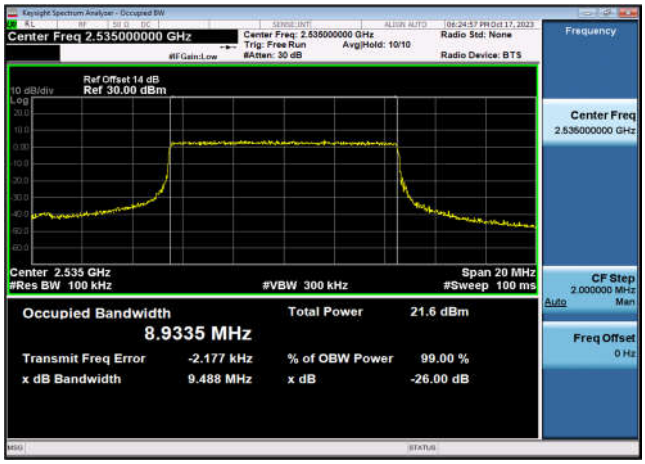

FDD07_MidRange_10_2535_QPSK

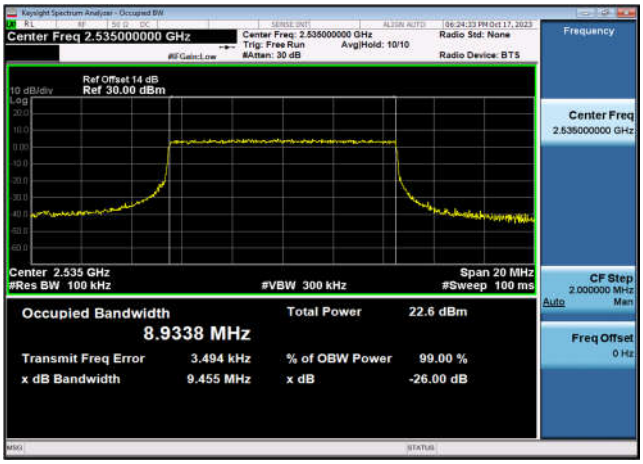

FDD07_MidRange_15_2535_Q16

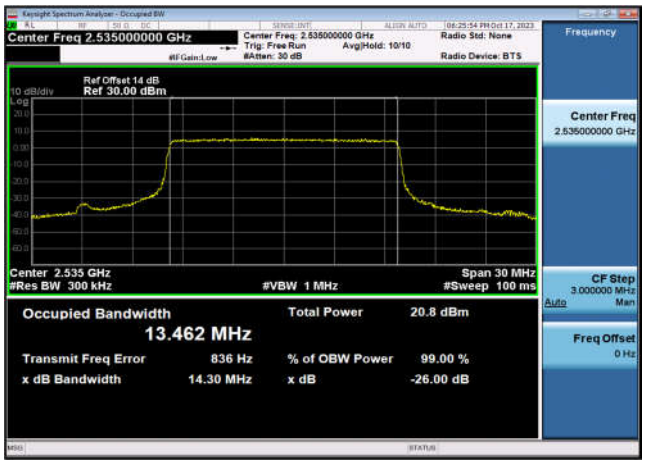

FDD07_MidRange_15_2535_QPSK

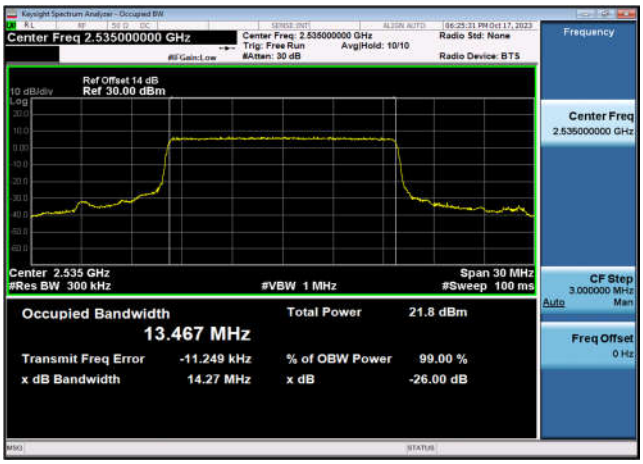

FDD07_MidRange_20_2535_Q16

FDD07_MidRange_20_2535_QPSK

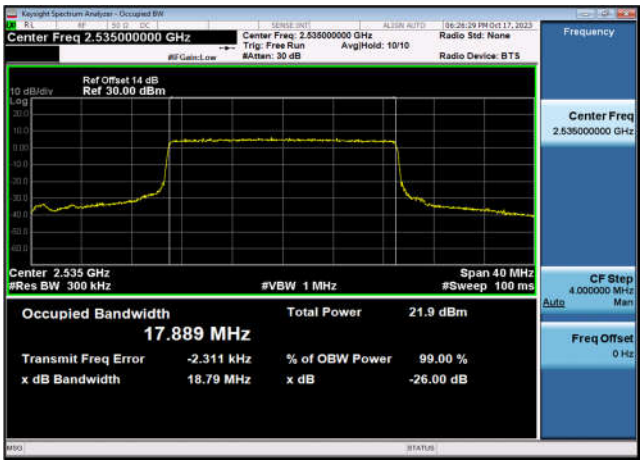

FDD07_MidRange_5_2535_Q16

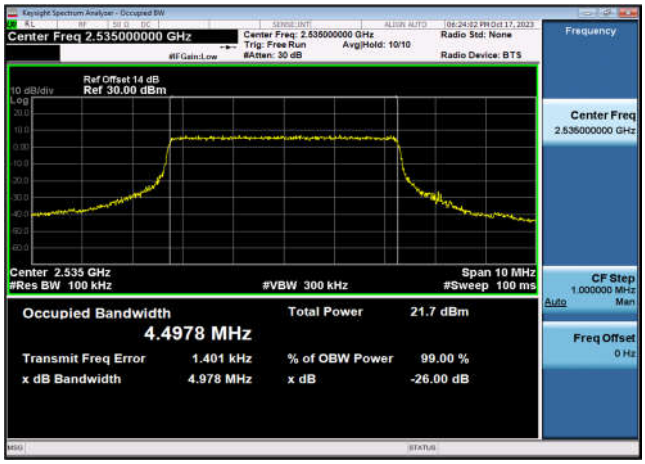

FDD07_MidRange_5_2535_QPSK

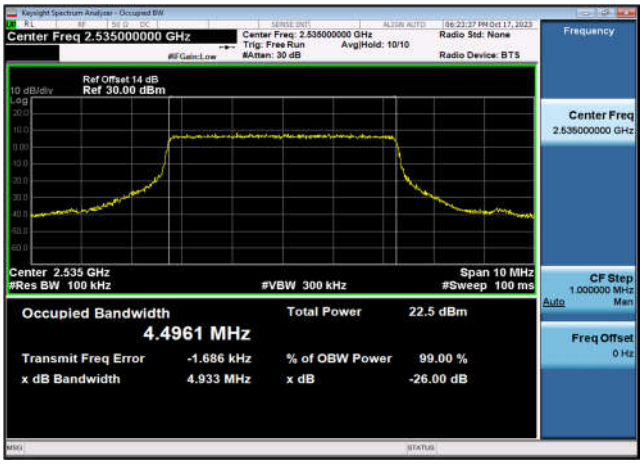

FDD12_MidRange_1.4_707.5_Q16

FDD12_MidRange_1.4_707.5_QPSK

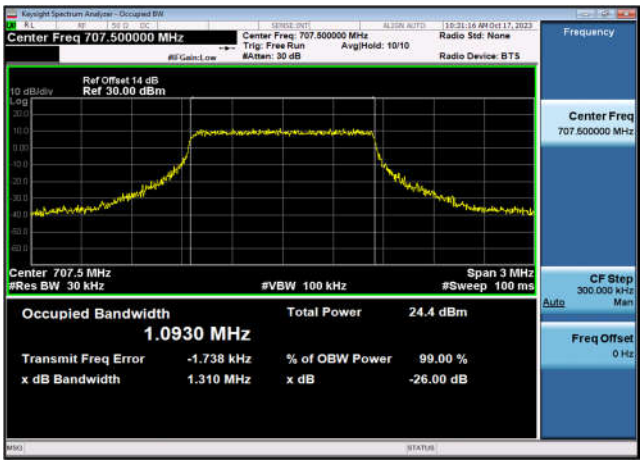

FDD12_MidRange_10_707.5_Q16

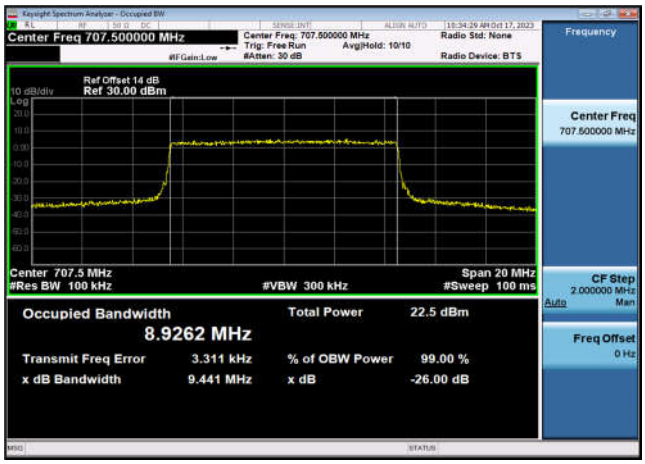

FDD12_MidRange_10_707.5_QPSK

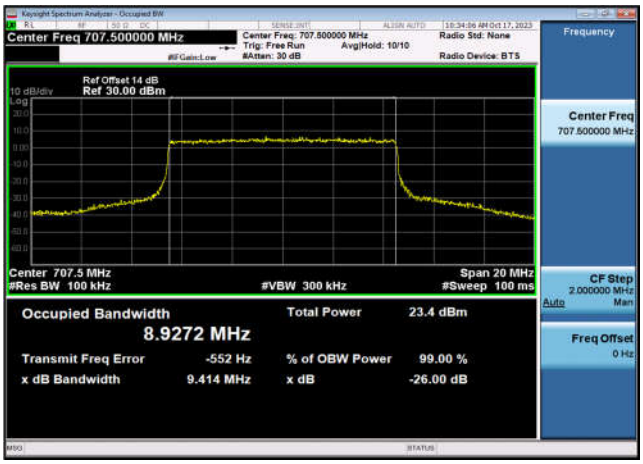

FDD12_MidRange_3_707.5_Q16

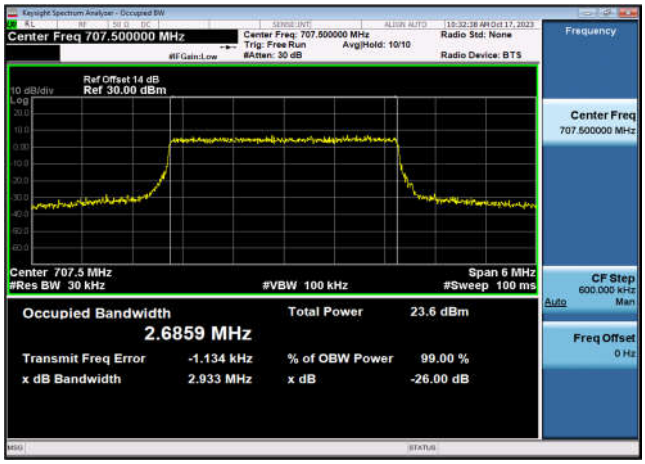

FDD12_MidRange_3_707.5_QPSK

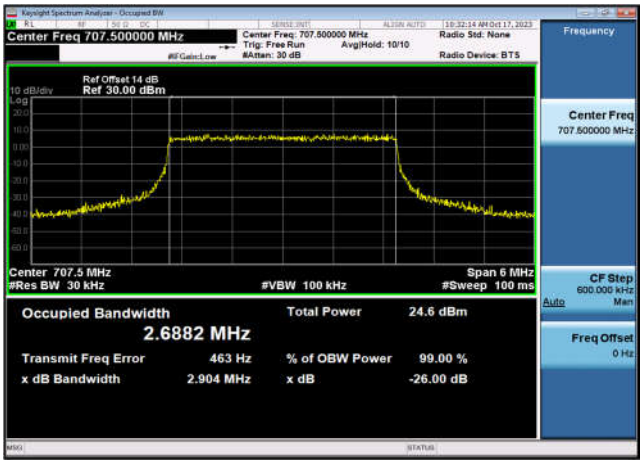

FDD12_MidRange_5_707.5_Q16

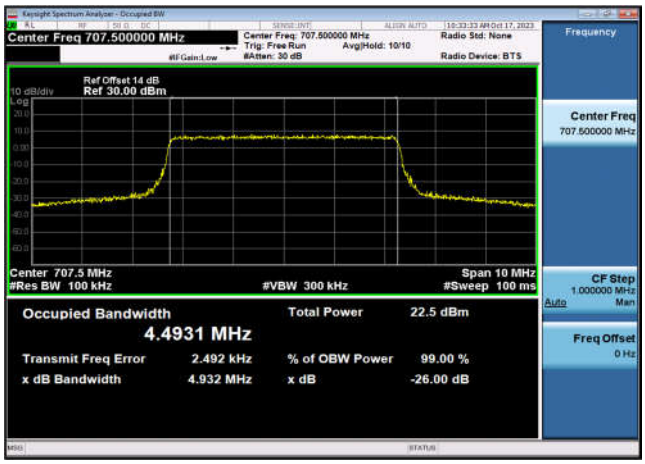

FDD12_MidRange_5_707.5_QPSK

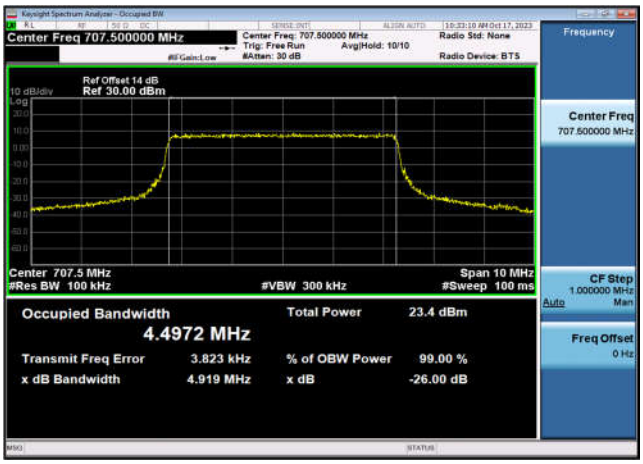

FDD17_MidRange_10_710_Q16

FDD17_MidRange_10_710_QPSK

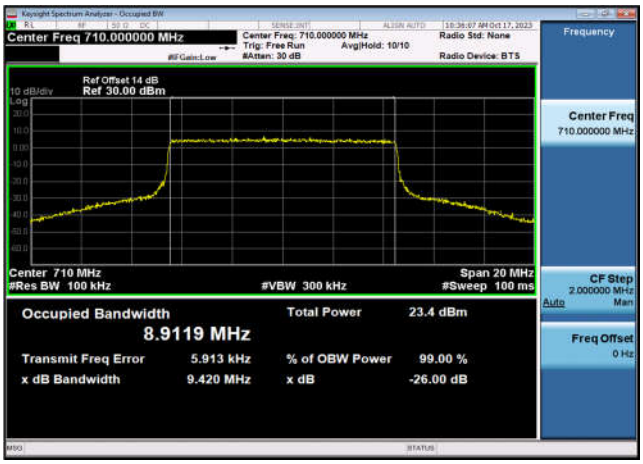

FDD17_MidRange_5_710_Q16

FDD17_MidRange_5_710_QPSK

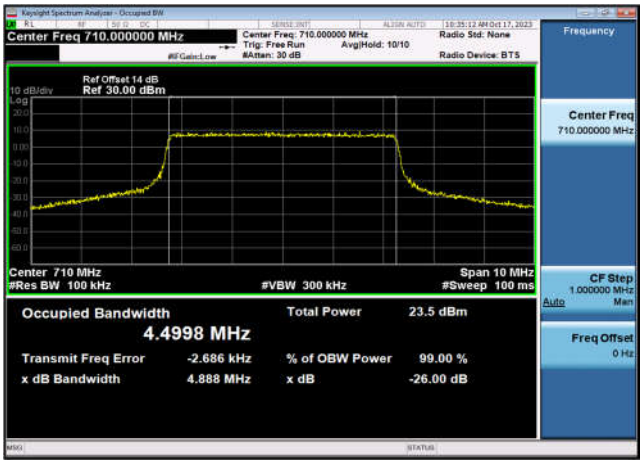

FDD26_Part 22_MidRange_1.4_836.5_Q16

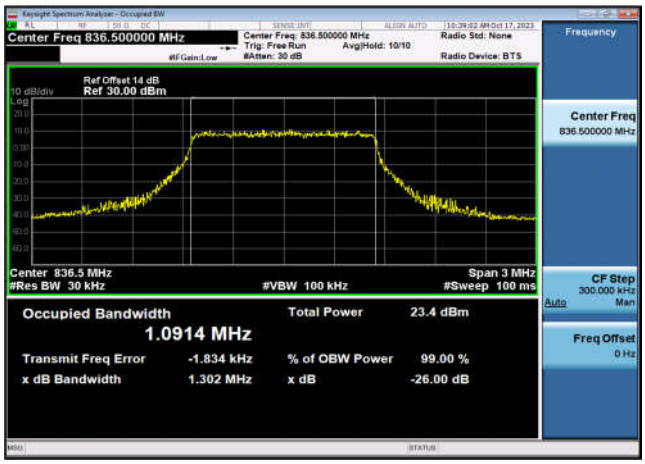

FDD26_Part 22_MidRange_1.4_836.5_QPSK

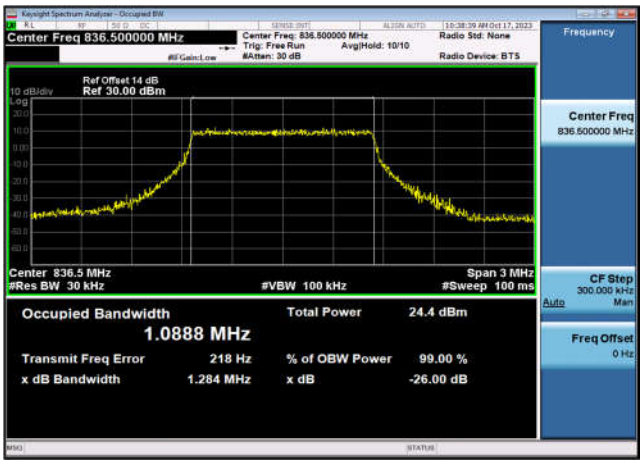

FDD26_Part 22_MidRange_10_836.5_Q16

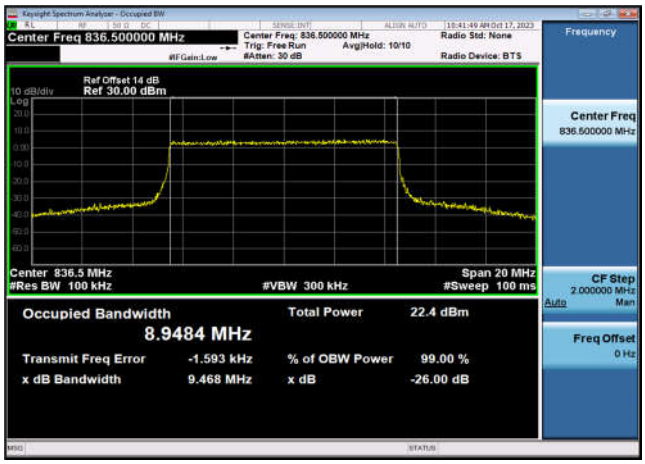

FDD26_Part 22_MidRange_10_836.5_QPSK

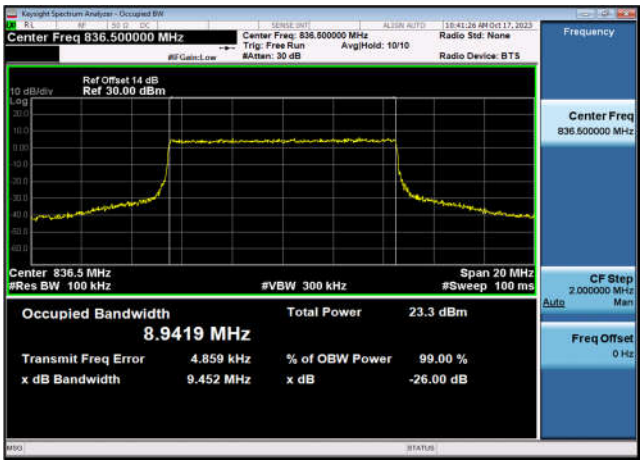

FDD26_Part 22_MidRange_15_836.5_Q16

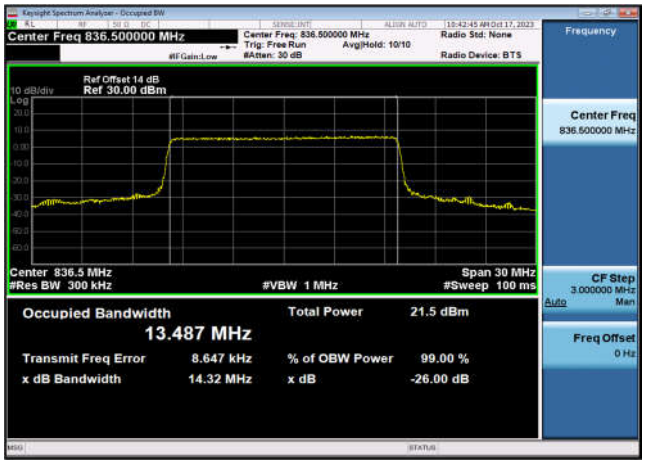

FDD26_Part 22_MidRange_15_836.5_QPSK

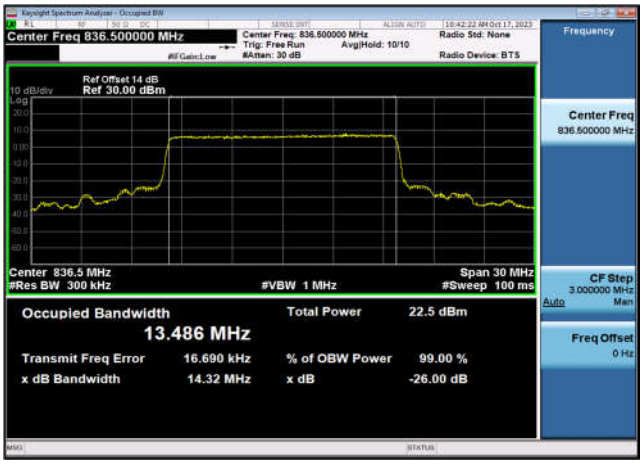

FDD26_Part 22_MidRange_3_836.5_Q16

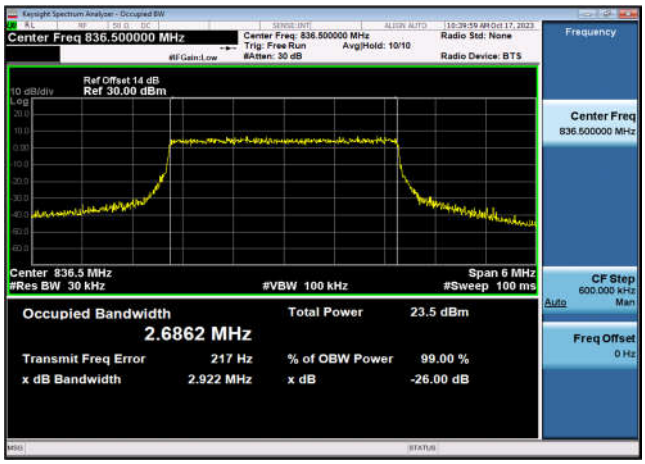

FDD26_Part 22_MidRange_3_836.5_QPSK

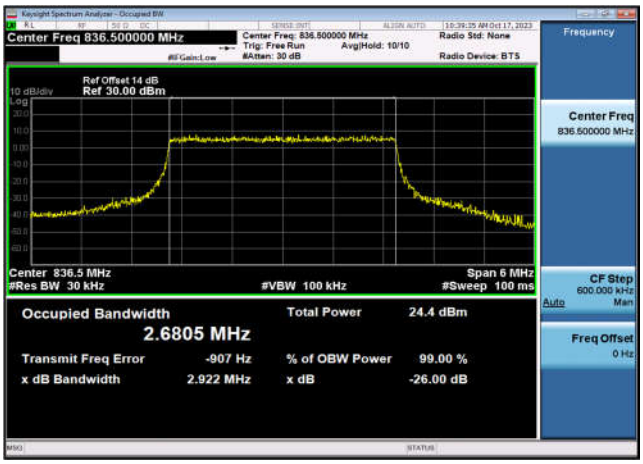

FDD26_Part 22_MidRange_5_836.5_Q16

FDD26_Part 22_MidRange_5_836.5_QPSK

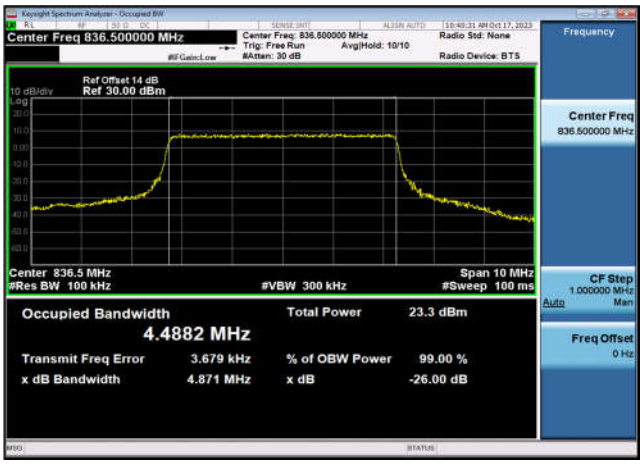

FDD26_Part 90_MidRange_1.4_819_Q16

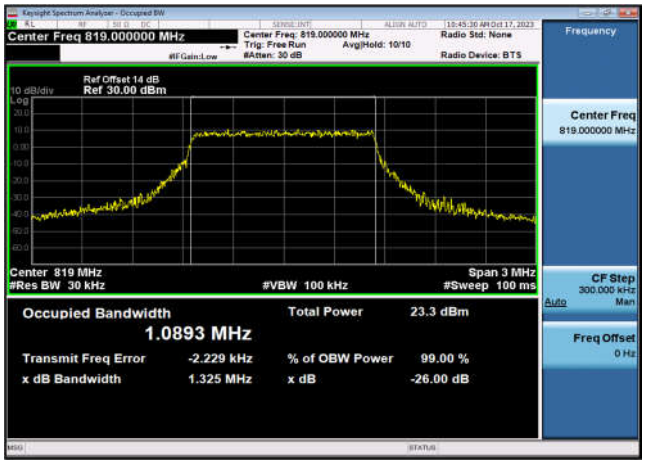

FDD26_Part 90_MidRange_1.4_819_QPSK

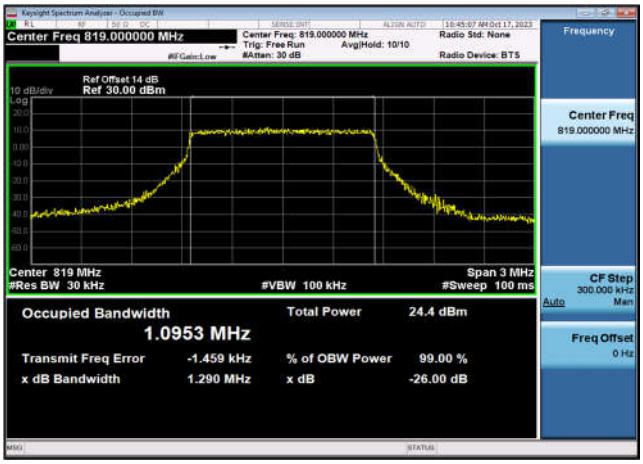

FDD26_Part 90_MidRange_10_819_Q16

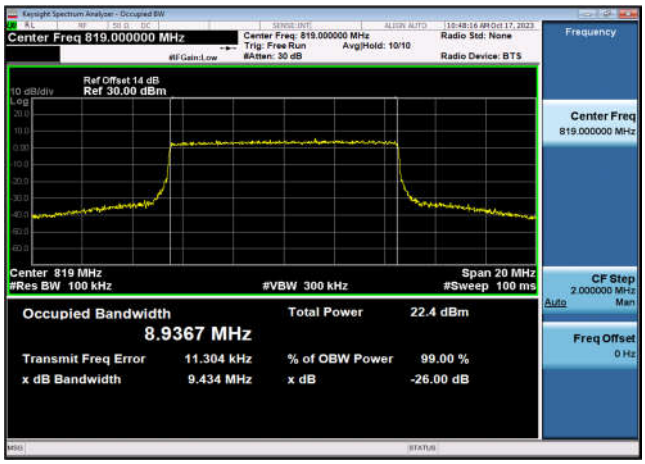
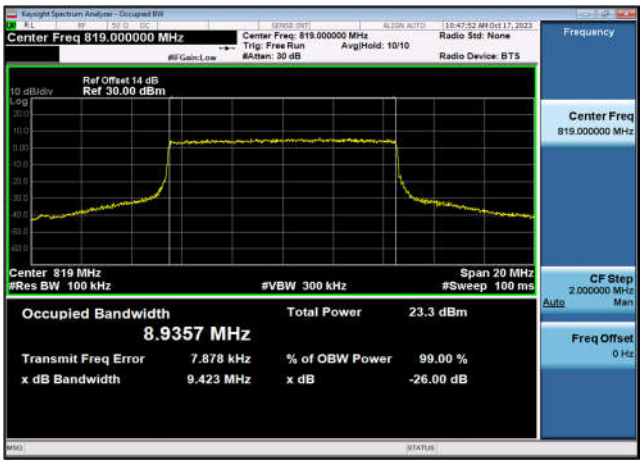
FDD26_Part 90_MidRange_10_819_QPSK