Test Graphs

DH5-Ant2-Hop-PASS

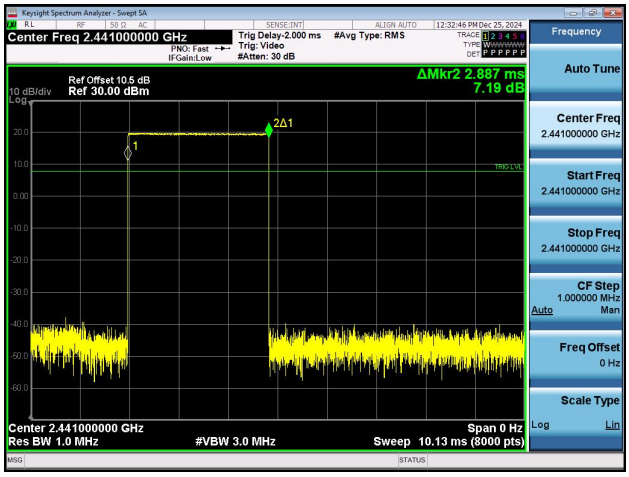

DH5-Ant2-Hop-PASS

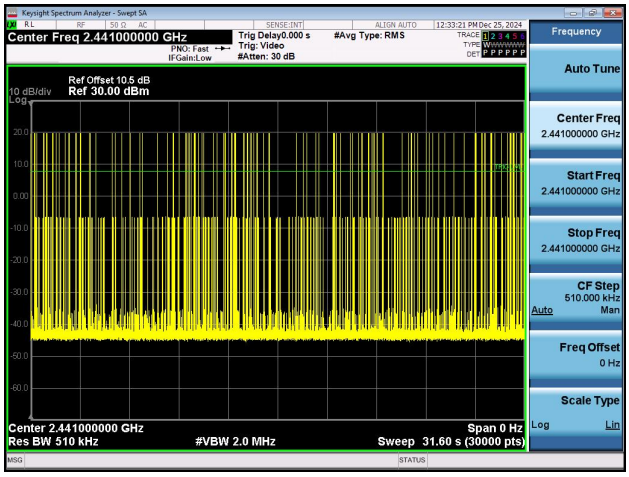

2DH5-Ant2-Hop-PASS

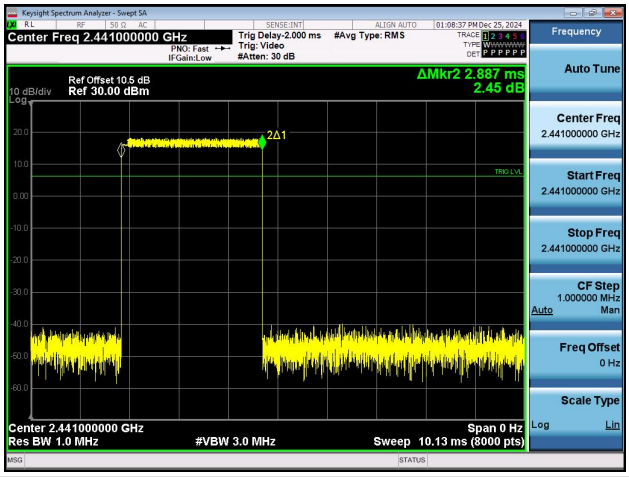

2DH5-Ant2-Hop-PASS

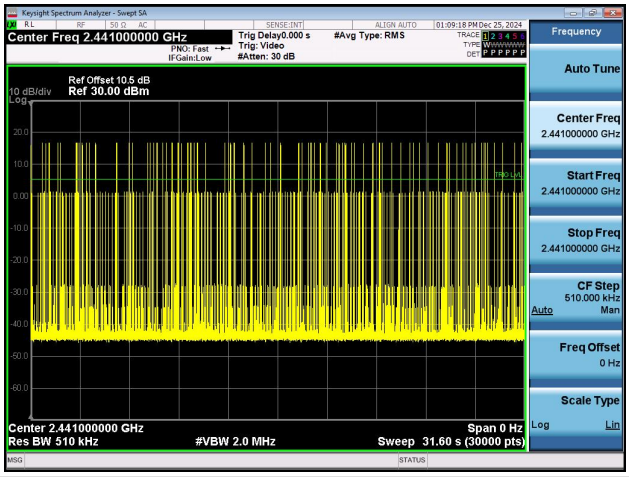

3DH5-Ant2-Hop-PASS

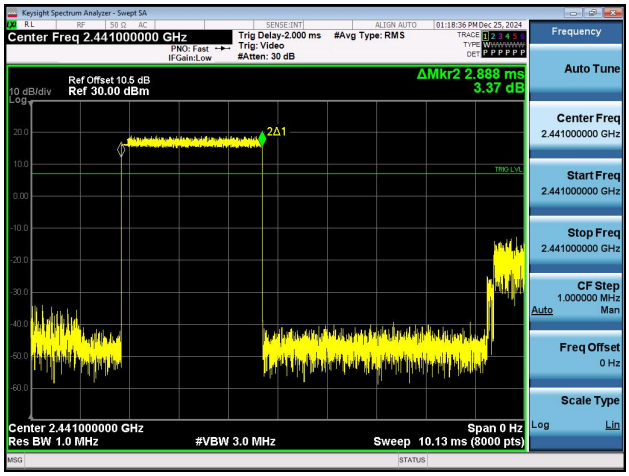

3DH5-Ant2-Hop-PASS

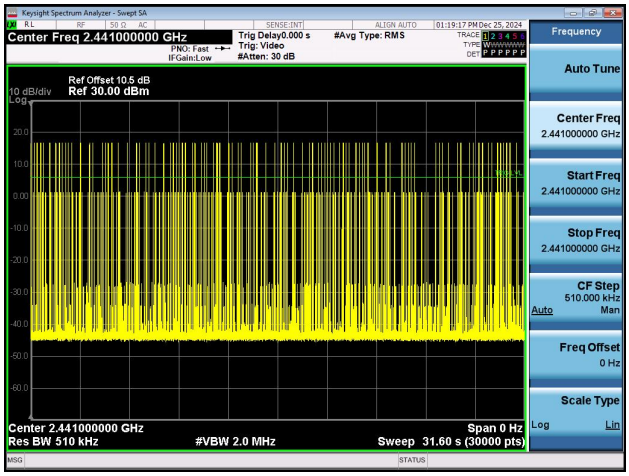

Number of hopping channels

Test Result and Data

Test Mode	Antenna	Frequency[MHz]	Result[Num]	Limit[Num]	Verdict
DH5	Ant2	Hop	79	≥15	PASS
2DH5	Ant2	Hop	79	≥15	PASS
3DH5	Ant2	Hop	79	≥15	PASS

Note: All of the EUT Configure Mode were tested and found Ant 2 is the worst mode, the worst case is recorded in this report.

Test Graphs

DH5-Ant2-Hop-PASS	2DH5-Ant2-Hop-PASS
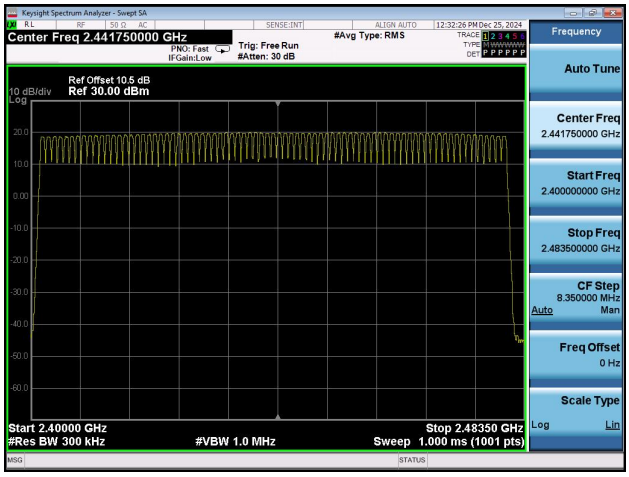	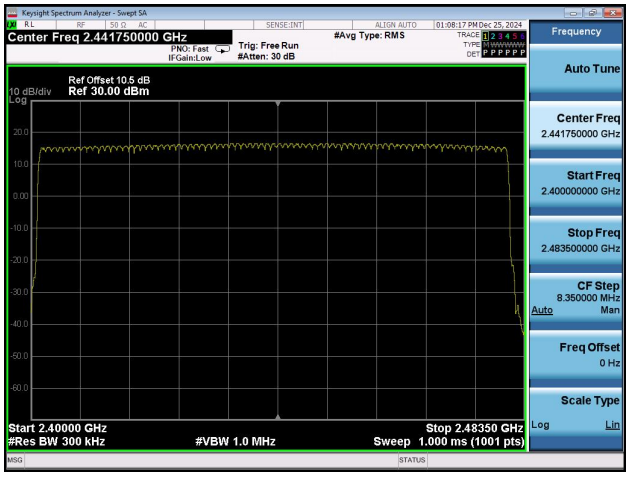
3DH5-Ant2-Hop-PASS	
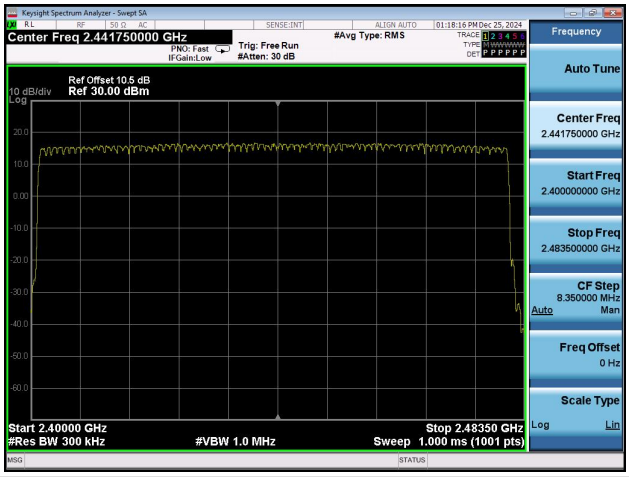	

Conducted Band Edges

Test Result and Data

Test Mode	Antenna	ChName	Frequency[MHz]	RefLevel[dBm]	Result[dBm]	Limit[dBm]	Verdict
DH5	Ant2	Low	2402	18.89	-45.89	≤-1.11	PASS
DH5	Ant2	High	2480	18.50	-47.39	≤-1.51	PASS
DH5	Ant2	Low	Hop_2402	18.47	-47.36	≤-1.53	PASS
DH5	Ant2	High	Hop_2480	19.12	-47.54	≤-0.88	PASS
2DH5	Ant2	Low	2402	15.27	-39.19	≤-4.74	PASS
2DH5	Ant2	High	2480	15.06	-46.22	≤-4.94	PASS
2DH5	Ant2	Low	Hop_2402	15.10	-39.28	≤-4.9	PASS
2DH5	Ant2	High	Hop_2480	15.67	-47.21	≤-4.33	PASS
3DH5	Ant2	Low	2402	15.27	-37.24	≤-4.73	PASS
3DH5	Ant2	High	2480	14.73	-45.15	≤-5.27	PASS
3DH5	Ant2	Low	Hop_2402	14.58	-40.54	≤-5.42	PASS
3DH5	Ant2	High	Hop_2480	15.11	-47.58	≤-4.89	PASS

Note: All of the EUT Configure Mode were tested and found Ant 2 is the worst mode, the worst case is recorded in this report.

Test Graphs

DH5-Ant2-2402-PASS

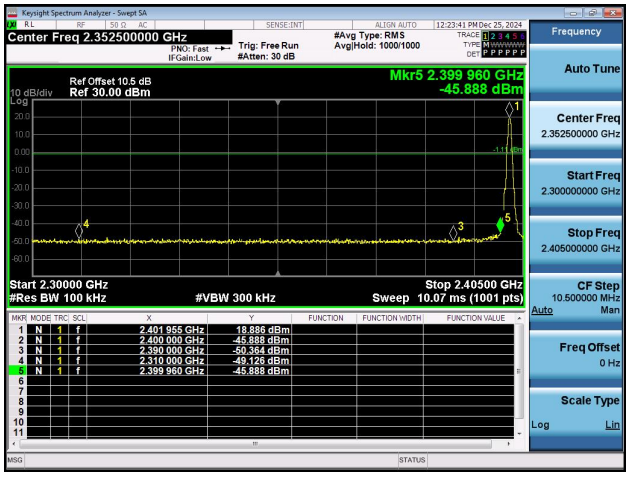

DH5-Ant2-2480-PASS

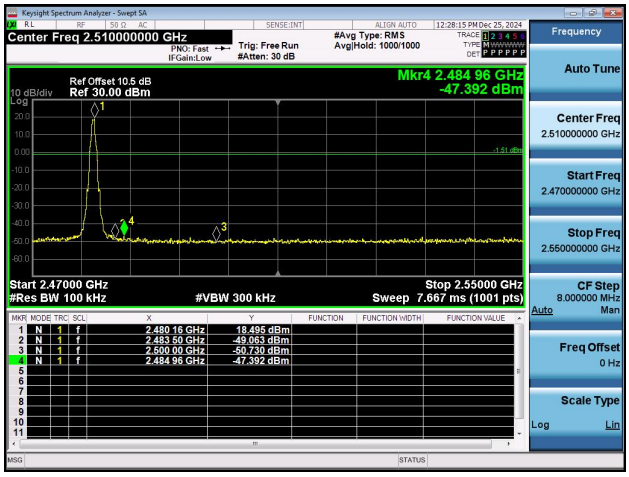

DH5-Ant2-Hop_2402-PASS

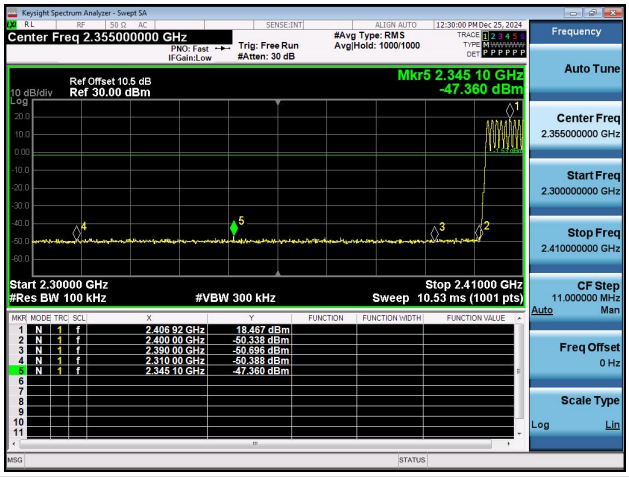

DH5-Ant2-Hop_2480-PASS

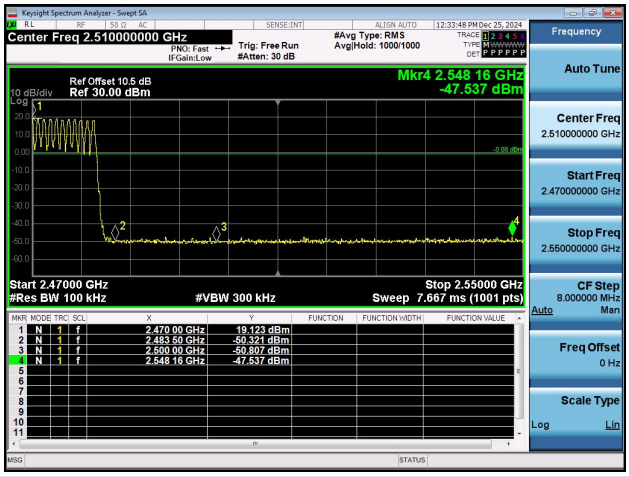

2DH5-Ant2-2402-PASS

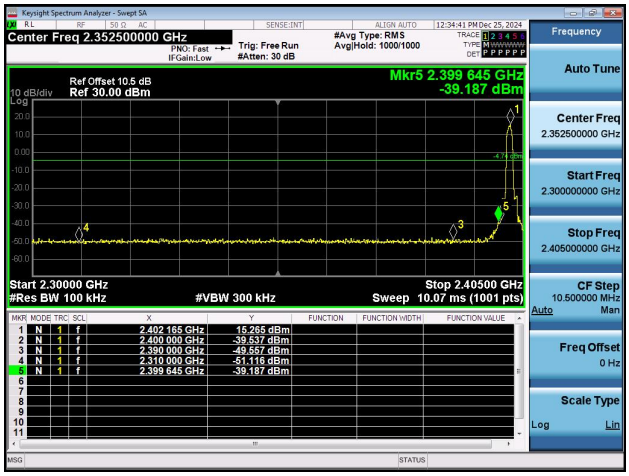

2DH5-Ant2-2480-PASS

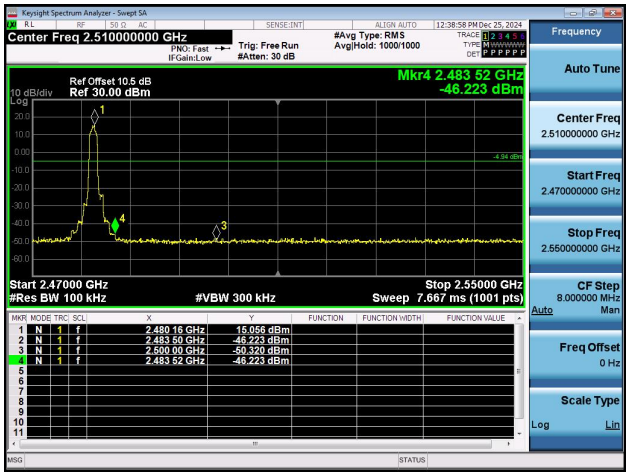

2DH5-Ant2-Hop_2402-PASS

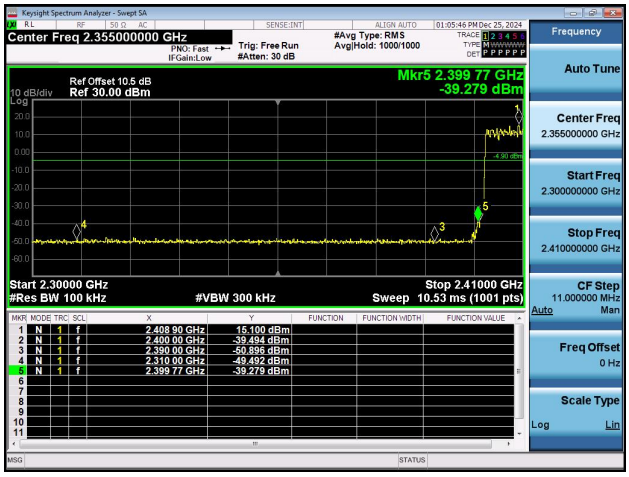

2DH5-Ant2-Hop_2480-PASS

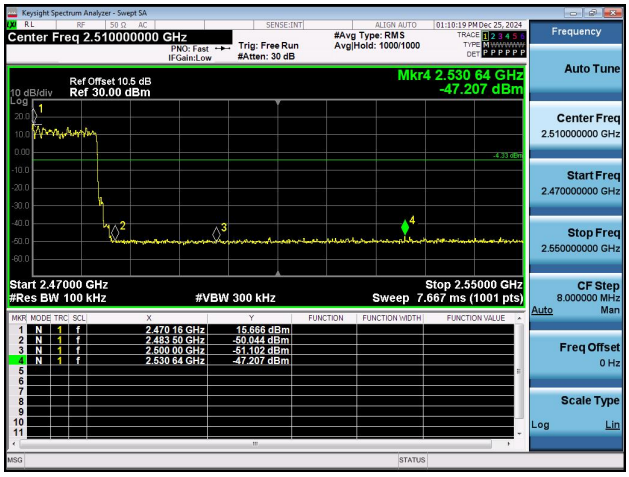

3DH5-Ant2-2402-PASS

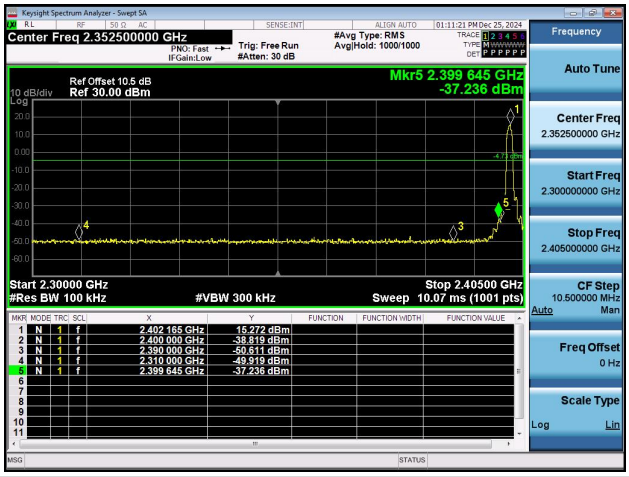

3DH5-Ant2-2480-PASS

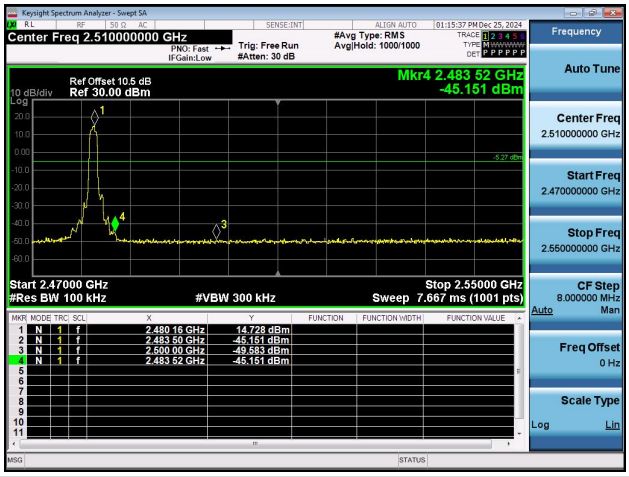

3DH5-Ant2-Hop_2402-PASS

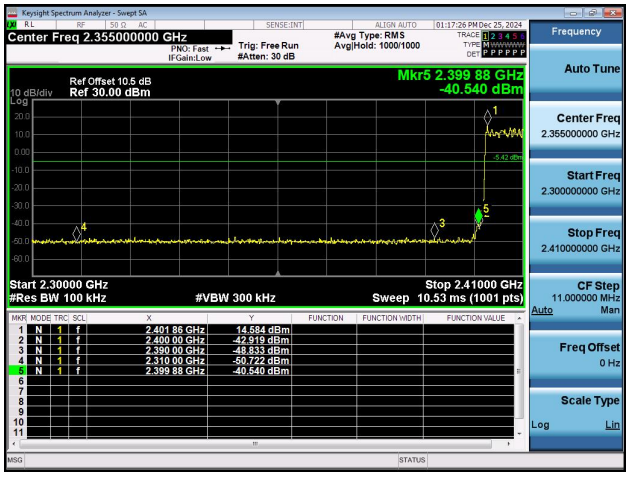

3DH5-Ant2-Hop_2480-PASS

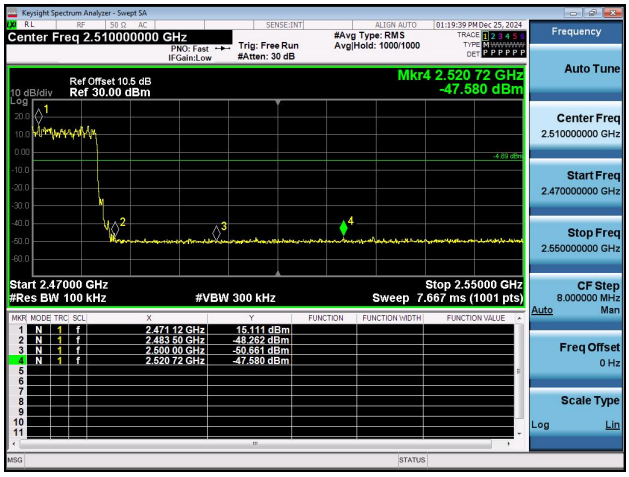

Conducted Spurious Emissions

Test Result and Data

Test Mode	Antenna	Frequency[MHz]	FreqRange[Mhz]	RefLevel[dBm]	Result[dBm]	Limit[dBm]	Verdict
DH5	Ant2	2402	0~Reference	18.84	18.84	---	PASS
DH5	Ant2	2402	30~25000	18.84	-46.29	≤-1.16	PASS
DH5	Ant2	2441	0~Reference	19.66	19.66	---	PASS
DH5	Ant2	2441	30~25000	19.66	-46.97	≤-0.34	PASS
DH5	Ant2	2480	0~Reference	18.46	18.46	---	PASS
DH5	Ant2	2480	30~25000	18.46	-45.97	≤-1.54	PASS
2DH5	Ant2	2402	0~Reference	14.55	14.55	---	PASS
2DH5	Ant2	2402	30~25000	14.55	-45.73	≤-5.45	PASS
2DH5	Ant2	2441	0~Reference	16.08	16.08	---	PASS
2DH5	Ant2	2441	30~25000	16.08	-46.56	≤-3.92	PASS
2DH5	Ant2	2480	0~Reference	14.98	14.98	---	PASS
2DH5	Ant2	2480	30~25000	14.98	-46.34	≤-5.02	PASS
3DH5	Ant2	2402	0~Reference	14.76	14.76	---	PASS
3DH5	Ant2	2402	30~25000	14.76	-46.41	≤-5.24	PASS
3DH5	Ant2	2441	0~Reference	16.14	16.14	---	PASS
3DH5	Ant2	2441	30~25000	16.14	-46.28	≤-3.86	PASS
3DH5	Ant2	2480	0~Reference	14.29	14.29	---	PASS
3DH5	Ant2	2480	30~25000	14.29	-45.93	≤-5.71	PASS

Note: All of the EUT Configure Mode were tested and found Ant 2 is the worst mode, the worst case is recorded in this report.

Test Graphs

DH5-Ant2-2402-0~Reference-PASS	DH5-Ant2-2402-30~25000-PASS
	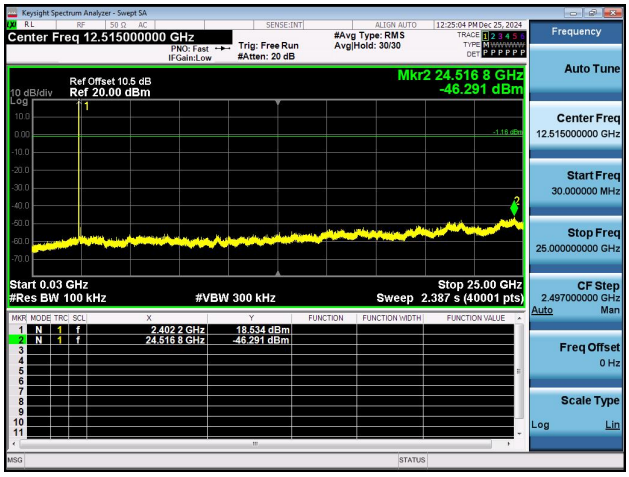
DH5-Ant2-2441-0~Reference-PASS	DH5-Ant2-2441-30~25000-PASS
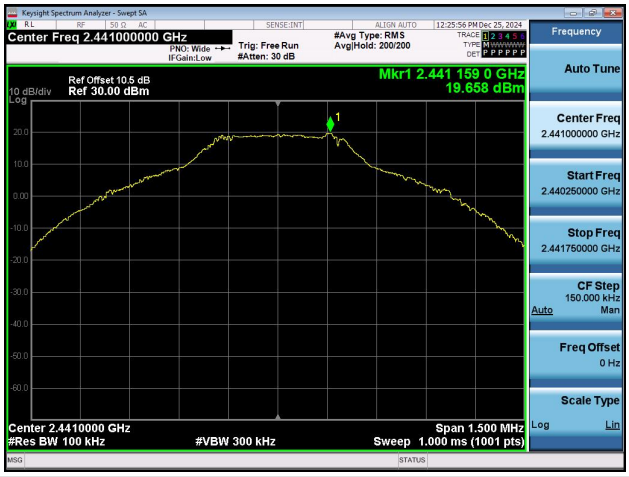	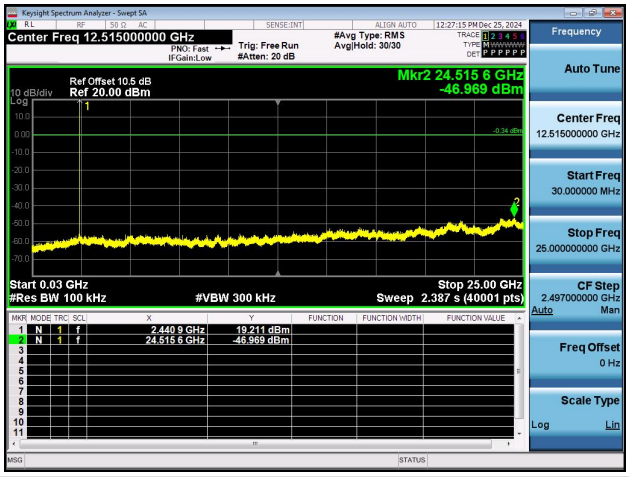
DH5-Ant2-2480-0~Reference-PASS	DH5-Ant2-2480-30~25000-PASS
	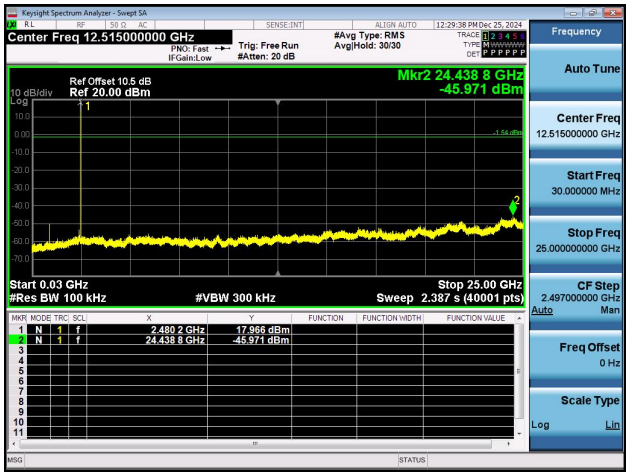

2DH5-Ant2-2402-0~Reference-PASS

2DH5-Ant2-2402-30~25000-PASS

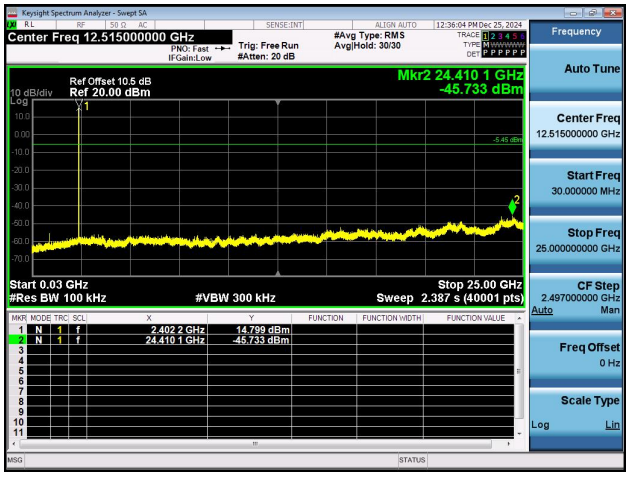

2DH5-Ant2-2441-0~Reference-PASS

2DH5-Ant2-2441-30~25000-PASS

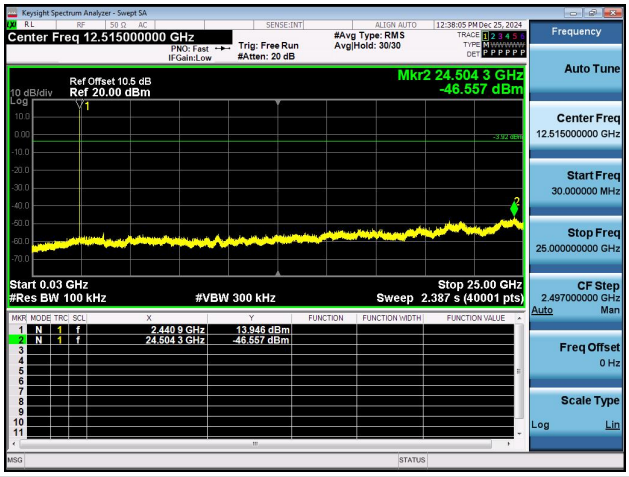

2DH5-Ant2-2480-0~Reference-PASS

2DH5-Ant2-2480-30~25000-PASS

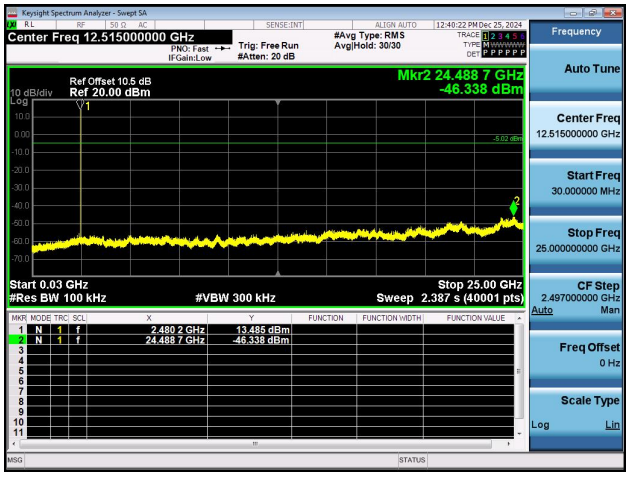

3DH5-Ant2-2402-0~Reference-PASS

3DH5-Ant2-2402-30~25000-PASS

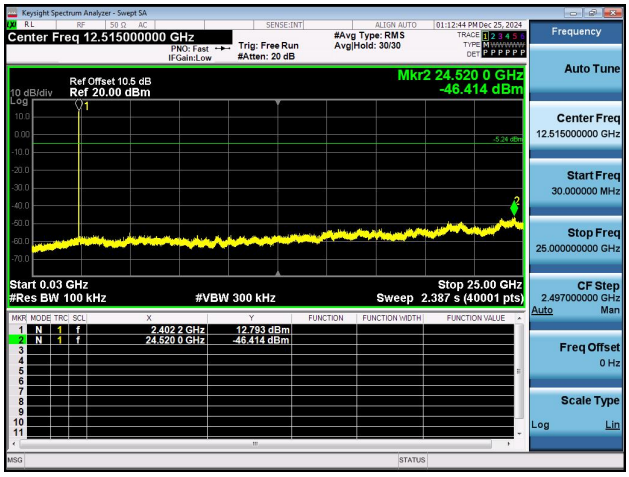

3DH5-Ant2-2441-0~Reference-PASS

3DH5-Ant2-2441-30~25000-PASS

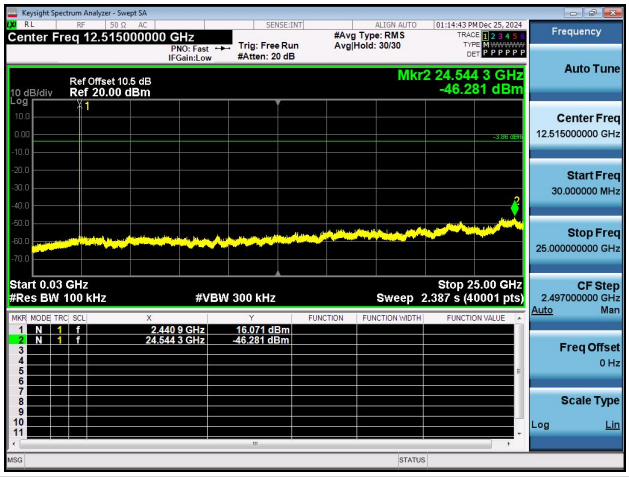

3DH5-Ant2-2480-0~Reference-PASS

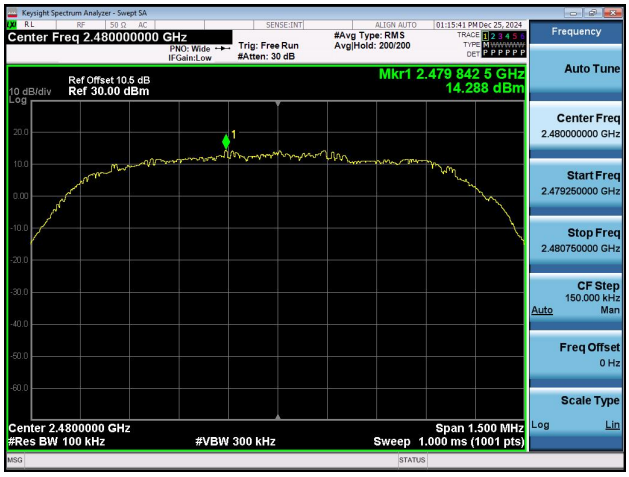

3DH5-Ant2-2480-30~25000-PASS

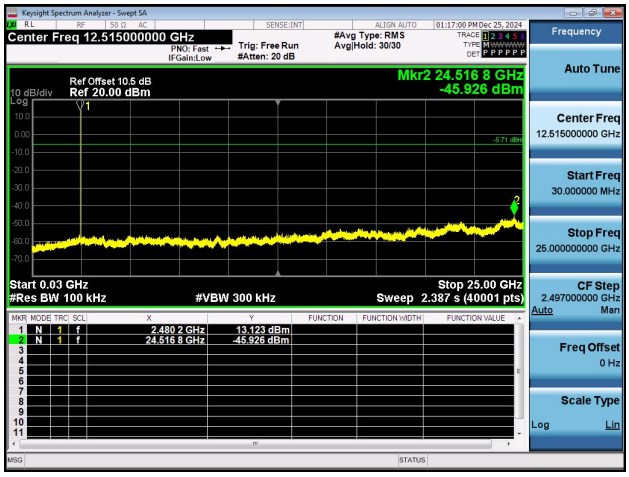

END OF REPORT