Product instruction manual

User Manual

Wireless Microphone

AF
RF
BP
MIC.1
DELAY
ON/OFF
ECHO
MIC.2
AF
RF
BP

Thank you for purchasing our products! To give full play to all the features provided by our products, please read the manual carefully and set it up correctly, and keep this manual for future reference.

FUNCTION DIAGRAM OF FRONT AND REAR PANELS OF THE MAIN ENGINE

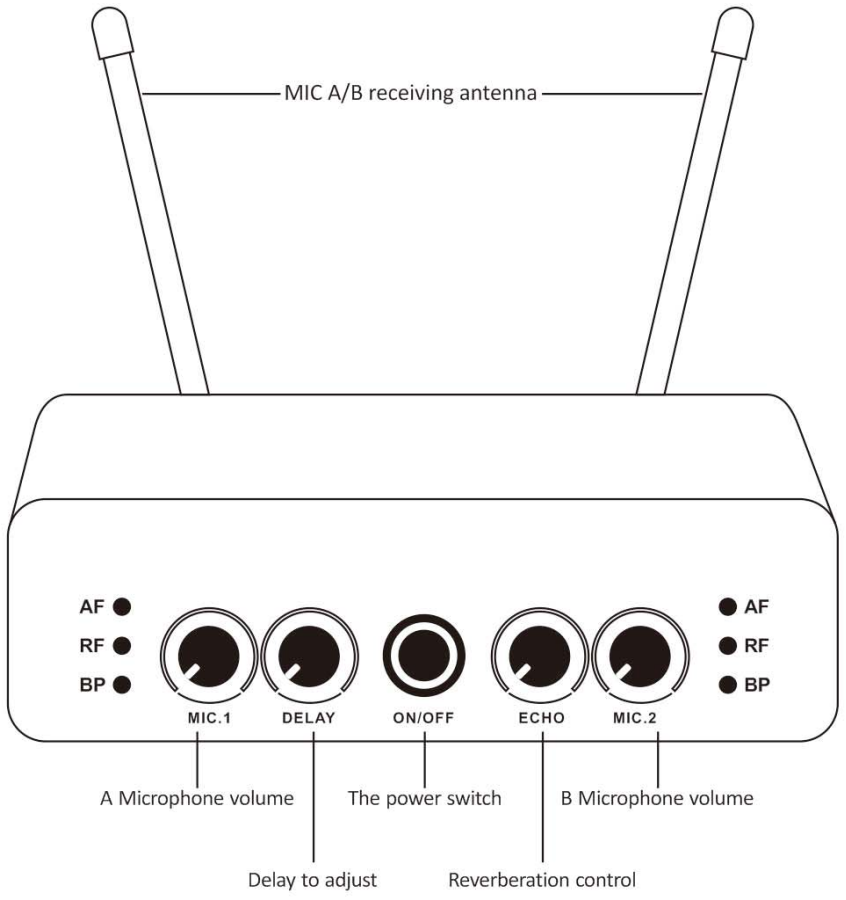

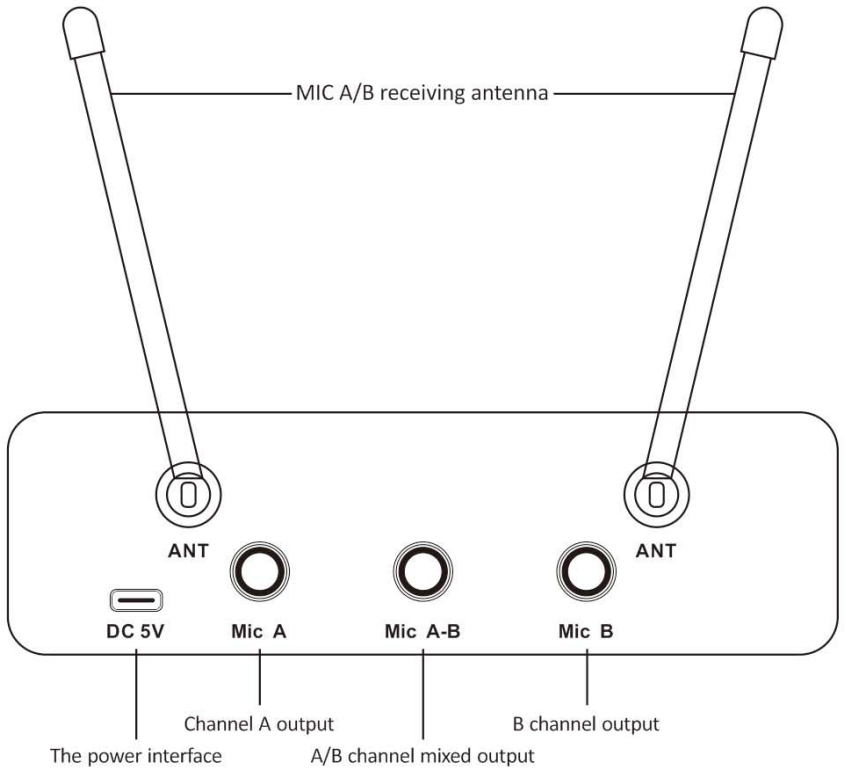

MICROPHONE FUNCTION DIAGRAM

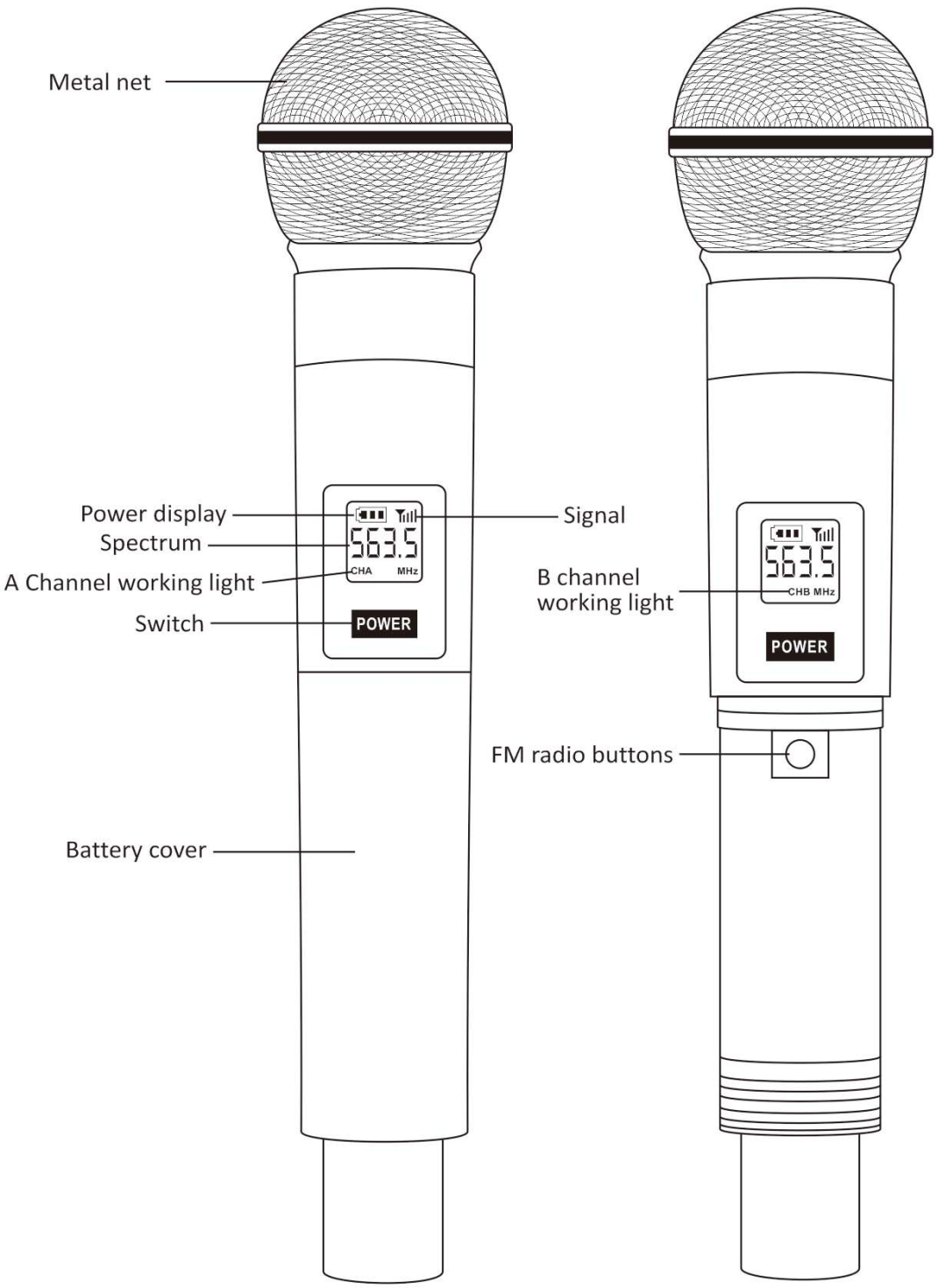

MICROPHONE FUNCTION

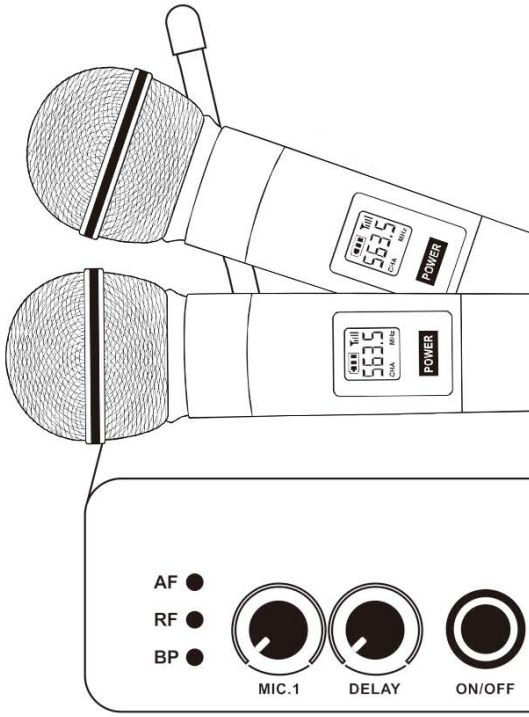

Performance characteristics:

1. Noise reduction function, high Sefal/ noise

2. Good signal output, low noise.

3. Low distortion, wide frequency range.

4. Improved signal circuit and sound output.

5. Good working distance, more than 50 mete
   10 meters.

6. Thanks to the dual microphone design, you

7. The signal is less likely to be interfered with

8. The product is suitable for TV singing karaol

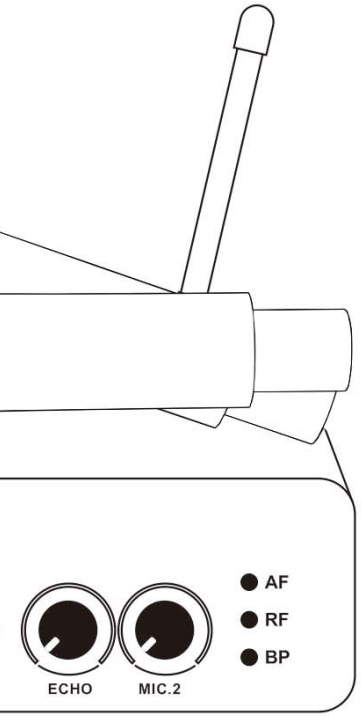

ratio.

rs without obstacles, obstacles about

can use both without interference.

due to the channel switching system.

ke, rehearsal room, entertainment, etc.

CONNECTION GUIDE

1. Place the microphone receiver near the audio or multimedia device. Connect the cable supplied with this product from the output of the microphone receiver to the sound input of the multimedia device. Our receiver has two antennas that have to be bent vertically to receive the signal correctly. It is recommended not to use the receiver in a very enclosed area to have a good microphone range.

2. Open the microphone tube and install two # 5 batteries (always respect polarity). Then slip it back into the microphone tube.

3. Press the ON/OFF key of the host for 2 seconds, the indicator BP will light up, and the host will work normally. In this case, turn on the microphone, and the RF light of the host will be on, indicating that the received signal is normal. When you speak into the microphone, the AF light on the host will turn on, indicating that the audio signal is received normally. The four sets of volume knobs can be adjusted to the effect of personal fit.

COMPREHENSIVE PERFORMANCE

Kinetic energy range: >98dB
Frequency response: 50HZ-18KHZ
Distortion: <1% 1KHZ modulation

Transmitter:

Carrier frequency: UHF 530-920MHZ
Frequency stability: ±0.005%
Transmit power: 10dB
Current loss: 120mA
Subharmonic: < primary wave 40dB
Mode: Frequency modulation
Pickup: moving coil core
Battery: 1.5V x 2

Receiver:

Receiving frequency: UHF 530-920MHZ
Maximum offset degree: ±45KHz
Receiving sensitivity: -100dBm
Signal to noise ratio: >98dB
Audio output: 0-800mV
Frequency stability: ±0.005%
Receive audio: 2 channels
Power supply voltage: DC 5V
Power consumption: 1W
Antenna: universal antenna
Effective working distance: 30-50 meters

Note: Be sure to read all safety regulations before using this product.

Keep this manual for future reference.

The following warning

Storage: Do not store in places with high humidity, magnetic field, direct sunlight or high temperature.

Cleaning: Unplug the power supply before cleaning the product. Do not use liquids or aerosols. Use rags only.

Accessories: Use only the accessories provided by the manufacturer.

Power supply: Only the power supply provided by this product can be used. Before connecting, check that your power supply voltage is the same as the voltage on the product's power label.

Maintenance: Do not repair and disassemble the product or enclosure by yourself. Maintenance or repair must be carried out by authorized technical service organizations.

Spare parts: After maintenance, check the product with technical personnel to ensure that the product is free from defects and complies with safety regulations.

Adjustment: If the product starts to break down or perform poorly, do not repair it yourself. Link it to an authorized technical service.

FCC WARNING STATEMENT

Changes or modifications not expressly approved by the party responsible for compliance could void the user’s authority to operate the equipment. This equipment has been tested and found to comply with the limits for a Class B digital device, pursuant to Part 15 of the FCC Rules. These limits are designed to provide reasonable protection against harmful interference in a residential installation. This equipment generates uses and can radiate radio frequency energy and, if not installed and used in accordance with the instructions, may cause harmful interference to radio communications. However, there is no guarantee that interference will not occur in a particular installation. If this equipment does cause harmful interference to radio or television reception, which can be determined by turning the equipment off and on, the user is encouraged to try to correct the interference by one or more of the following measures:

-- Reorient or relocate the receiving antenna.

-- Increase the separation between the equipment and receiver.

-- Connect the equipment into an outlet on a circuit different from that to which the receiver is connected.

-- Consult the dealer or an experienced radio/TV technician for help.

This device complies with part 15 of the FCC Rules. Operation is subject to the following two conditions: (1) This device may not cause harmful interference, and (2) this device must accept any interference received, including interference that may cause undesired operation.

The device has been evaluated to meet general RF exposure requirement.