Appendix A: DTS Bandwidth

Test Result

TestMode	Antenna	Frequency[MHz]	DTS BW [MHz]	FL[MHz]	FH[MHz]	Limit[MHz]	Verdict
11B	Ant1	2412	9.080	2407.400	2416.480	0.5	PASS
		2437	8.920	2432.400	2441.320	0.5	PASS
		2462	8.840	2457.400	2466.240	0.5	PASS
11G	Ant1	2412	16.360	2403.760	2420.120	0.5	PASS
		2437	16.400	2428.720	2445.120	0.5	PASS
		2462	16.400	2453.720	2470.120	0.5	PASS
11N20SISO	Ant1	2412	17.080	2403.400	2420.480	0.5	PASS
		2437	17.000	2428.400	2445.400	0.5	PASS
		2462	17.120	2453.360	2470.480	0.5	PASS
11N40SISO	Ant1	2422	32.880	2405.680	2438.560	0.5	PASS
		2437	32.640	2420.280	2452.920	0.5	PASS
		2452	32.640	2435.280	2467.920	0.5	PASS

Test Graphs

11B_Ant1_2412

11B_Ant1_2437

11B_Ant1_2462

11G_Ant1_2412

11G_Ant1_2437

11G_Ant1_2462

11N20SISO_Ant1_2412

11N20SISO_Ant1_2437

11N20SISO_Ant1_2462

11N40SISO_Ant1_2422

11N40SISO_Ant1_2437

11N40SISO_Ant1_2452

Appendix B: Occupied Channel Bandwidth

Test Result

TestMode	Antenna	Channel Frequency[MHz]	OCB [MHz]	FL[MHz]	FH[MHz]	Limit[MHz]	Verdict
11B	Ant1	2412	13.314	2405.2643	2418.5783	---	---
		2437	13.355	2430.1880	2443.5430	---	---
		2462	13.275	2455.1998	2468.4748	---	---
11G	Ant1	2412	16.651	2403.6112	2420.2622	---	---
		2437	16.720	2428.5860	2445.3060	---	---
		2462	16.680	2453.5845	2470.2645	---	---
11N20SISO	Ant1	2412	17.440	2403.2136	2420.6536	---	---
		2437	17.404	2428.2074	2445.6114	---	---
		2462	17.442	2453.1967	2470.6387	---	---
11N40SISO	Ant1	2422	34.554	2404.7489	2439.3029	---	---
		2437	34.524	2419.6976	2454.2216	---	---
		2452	34.503	2434.6443	2469.1473	---	---

Test Graphs

11B_Ant1_2412

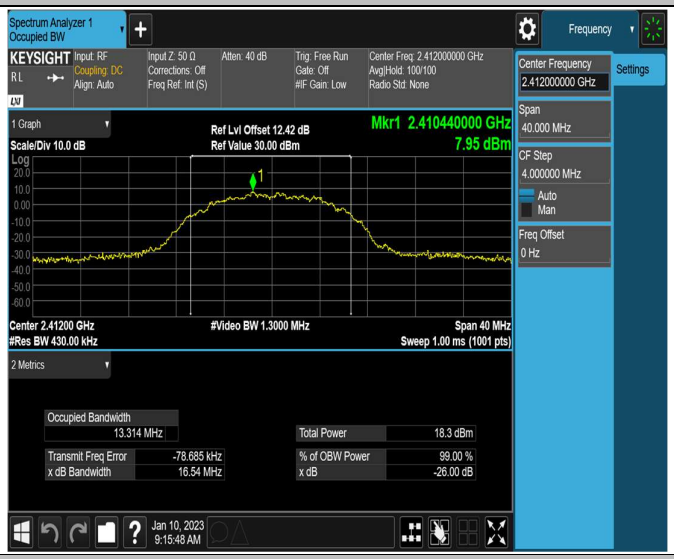

11B_Ant1_2437

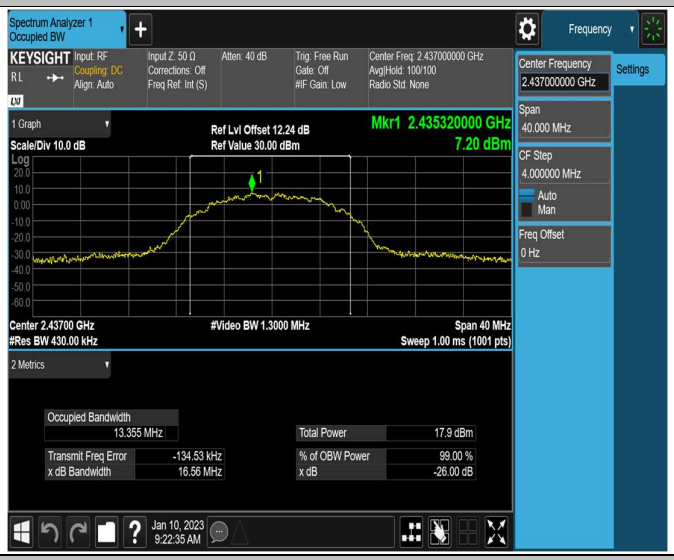

11B_Ant1_2462

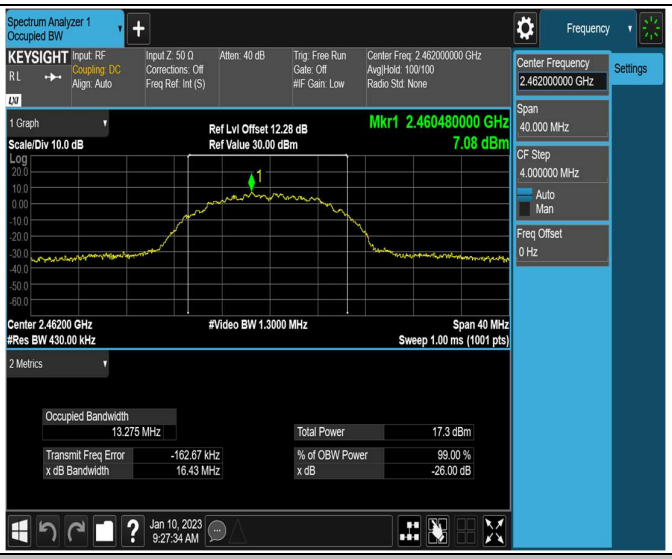

11G_Ant1_2412

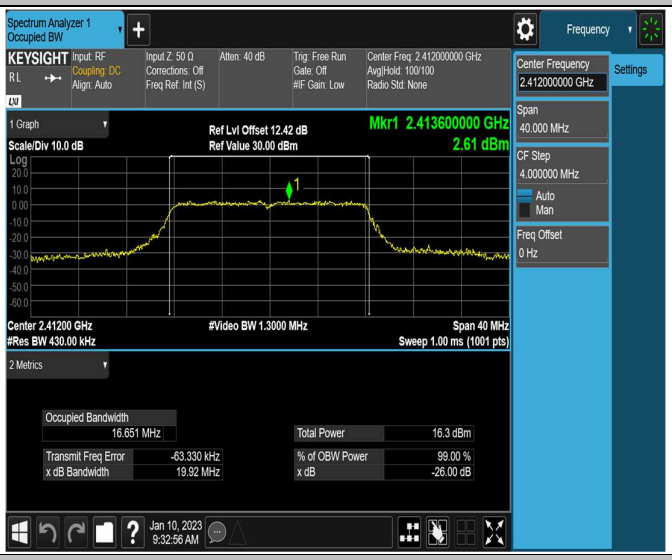

11G_Ant1_2437

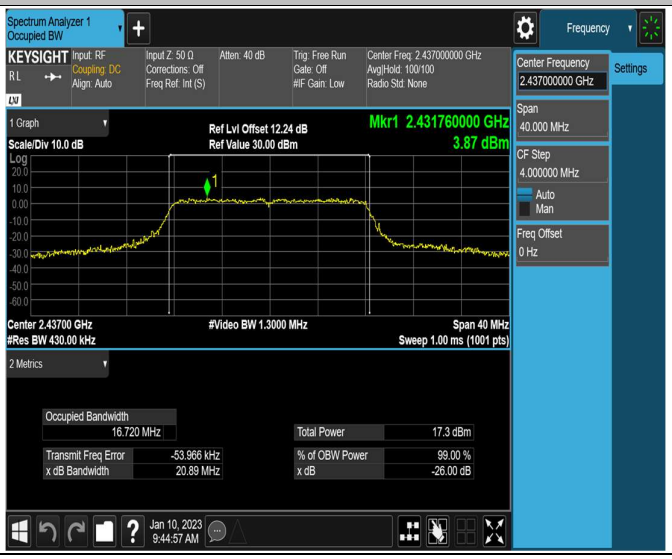

11G_Ant1_2462

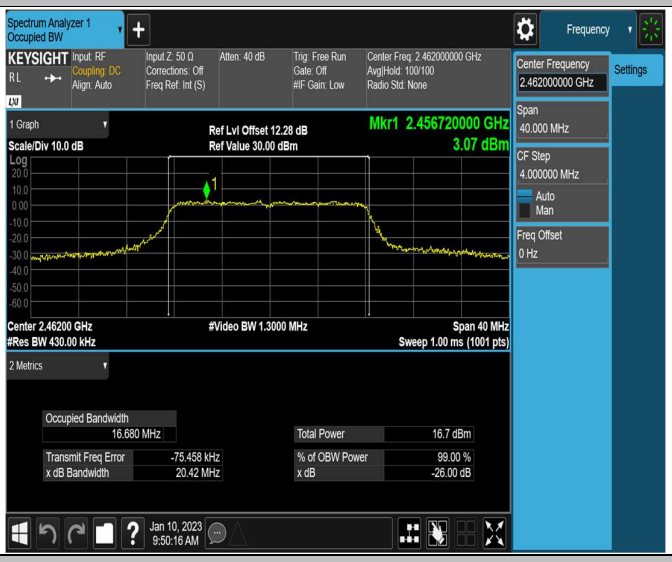

11N20SISO_Ant1_2412

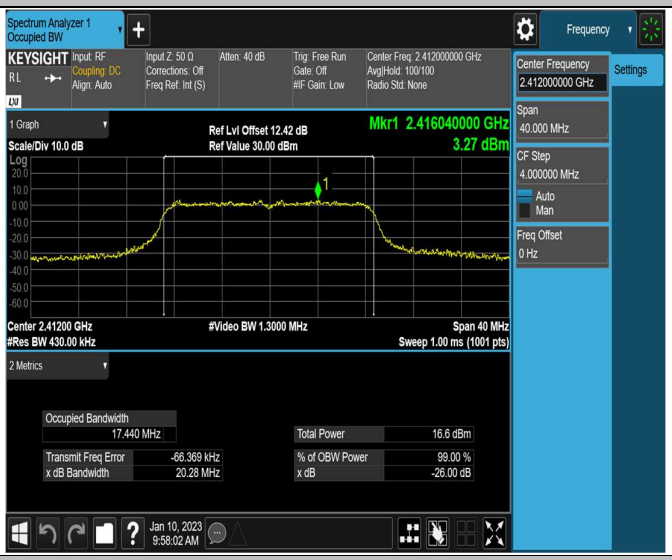

11N20SISO_Ant1_2437

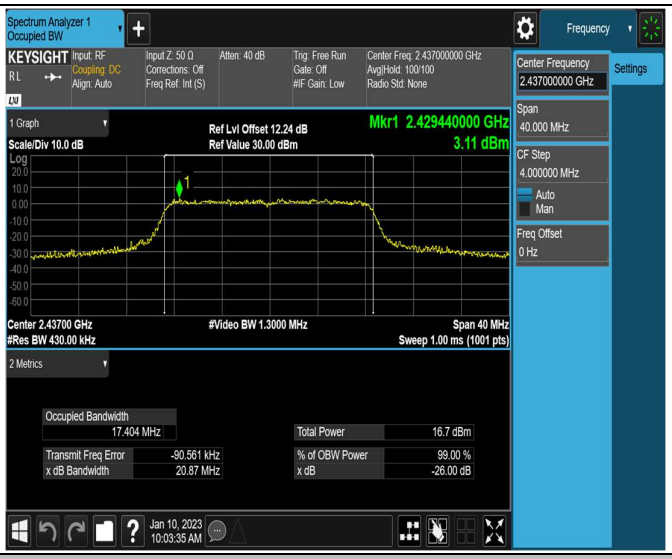

11N20SISO_Ant1_2462

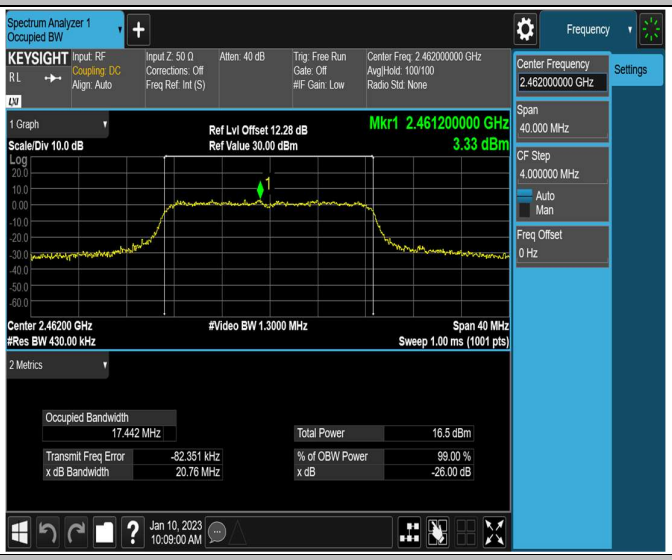

11N40SISO_Ant1_2422

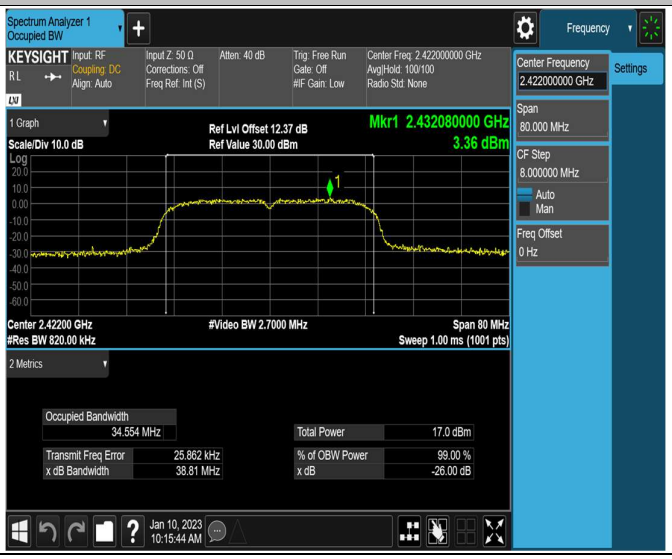

11N40SISO_Ant1_2437
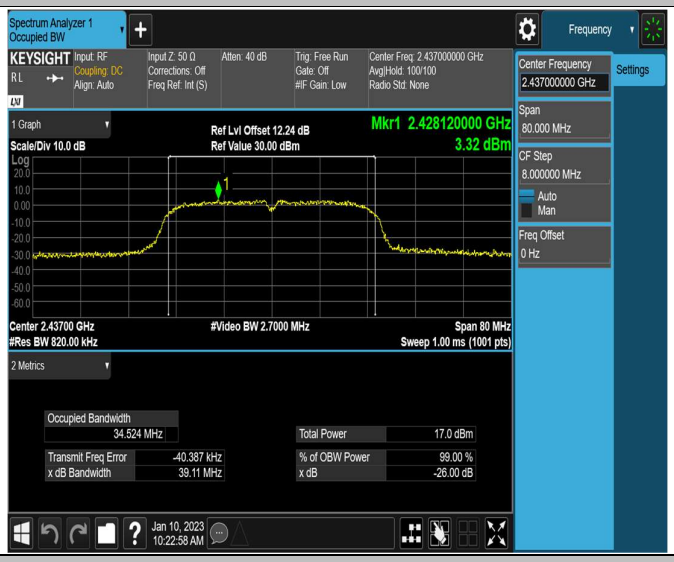

11N40SISO_Ant1_2452
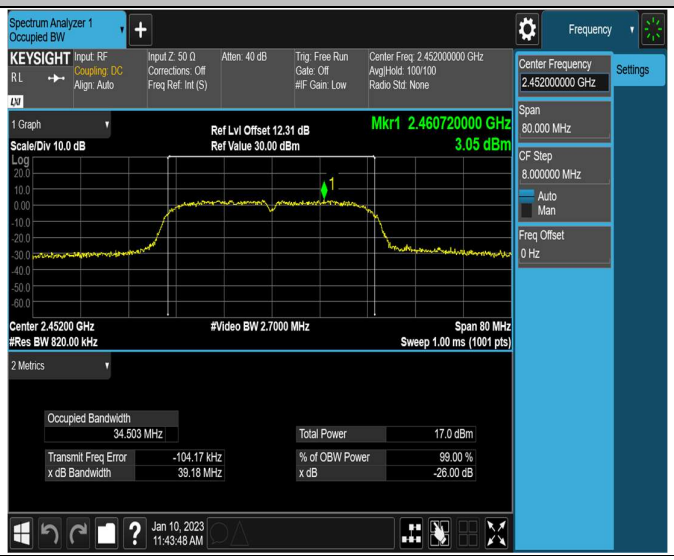

Appendix C: Maximum conducted output power

Test Result

TestMode	Antenna	Frequency[MHz]	Conducted Powert[dBm]	Conducted Limit[dBm]	EIRP [dBm]	EIRP Limit[dBm]	Verdict
11B	Ant1	2412	11.99	≤30.00	16.51	≤36.00	PASS
		2437	11.62	≤30.00	16.14	≤36.00	PASS
		2462	11.04	≤30.00	15.56	≤36.00	PASS
11G	Ant1	2412	9.96	≤30.00	14.48	≤36.00	PASS
		2437	10.96	≤30.00	15.48	≤36.00	PASS
		2462	10.34	≤30.00	14.86	≤36.00	PASS
11N20SISO	Ant1	2412	10.12	≤30.00	14.64	≤36.00	PASS
		2437	10.35	≤30.00	14.87	≤36.00	PASS
		2462	10.02	≤30.00	14.54	≤36.00	PASS
11N40SISO	Ant1	2422	9.83	≤30.00	14.35	≤36.00	PASS
		2437	9.83	≤30.00	14.35	≤36.00	PASS
		2452	9.82	≤30.00	14.34	≤36.00	PASS

Appendix D: Maximum power spectral density

Test Result

TestMode	Antenna	Frequency[MHz]	Result[dBm/3-100kHz]	Limit[dBm/3kHz]	Verdict
11B	Ant1	2412	-12.96	≤8.00	PASS
		2437	-12.54	≤8.00	PASS
		2462	-12.77	≤8.00	PASS
11G	Ant1	2412	-19.02	≤8.00	PASS
		2437	-18.54	≤8.00	PASS
		2462	-19.29	≤8.00	PASS
11N20SISO	Ant1	2412	-18.86	≤8.00	PASS
		2437	-18.47	≤8.00	PASS
		2462	-19.12	≤8.00	PASS
11N40SISO	Ant1	2422	-20.99	≤8.00	PASS
		2437	-20.51	≤8.00	PASS
		2452	-20.57	≤8.00	PASS

Test Graphs

11B_Ant1_2412

11B_Ant1_2437

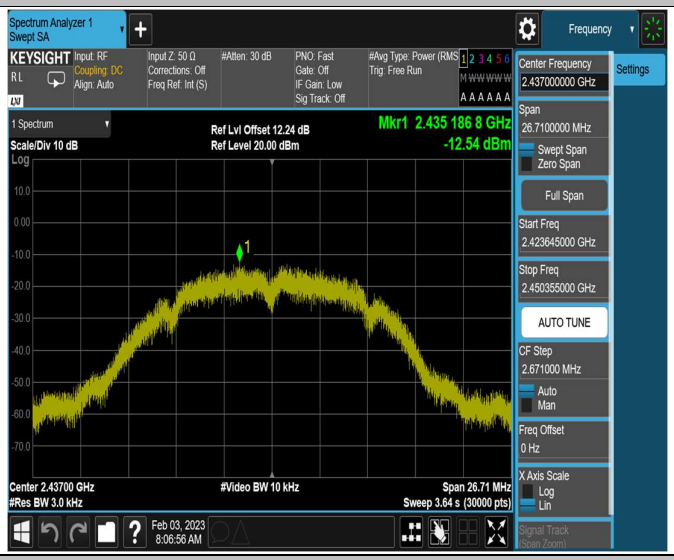

11B_Ant1_2462

11G_Ant1_2412

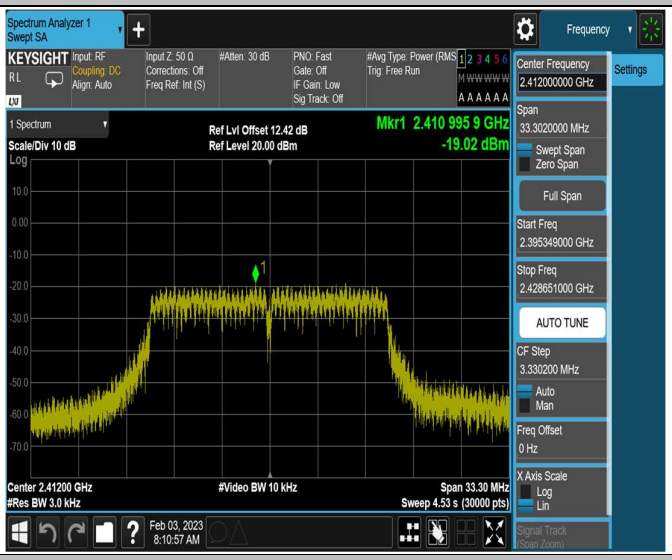

11G_Ant1_2437

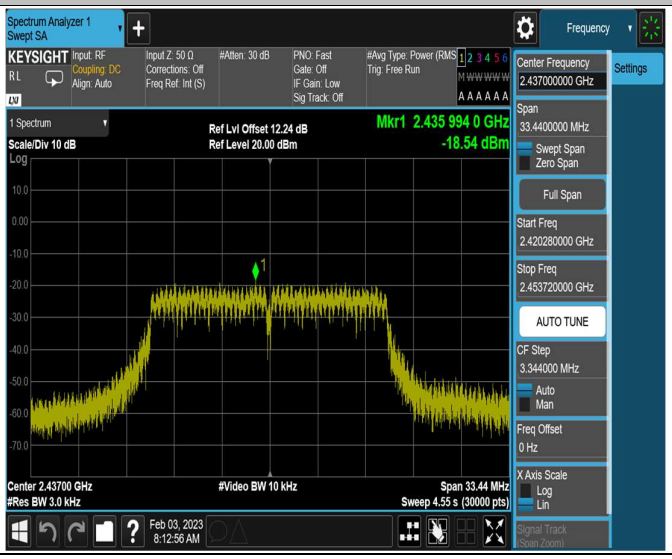

11G_Ant1_2462

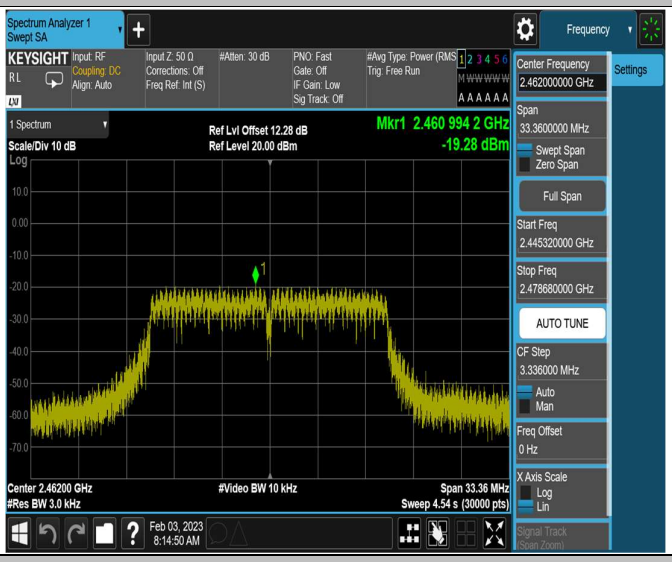

11N20SISO_Ant1_2412

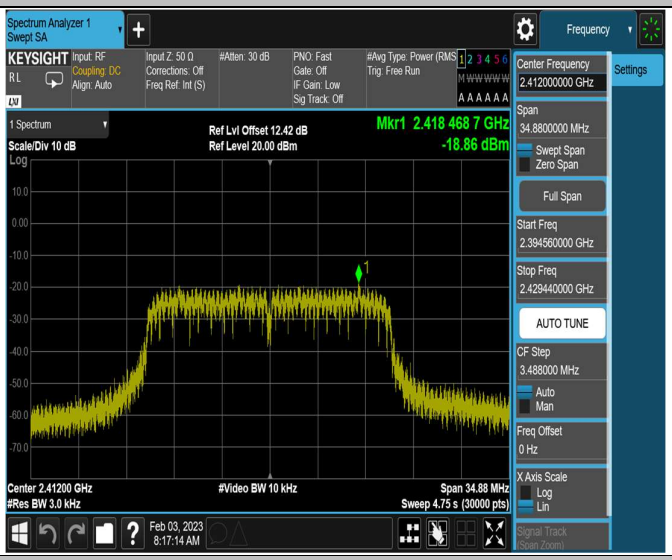

11N20SISO_Ant1_2437

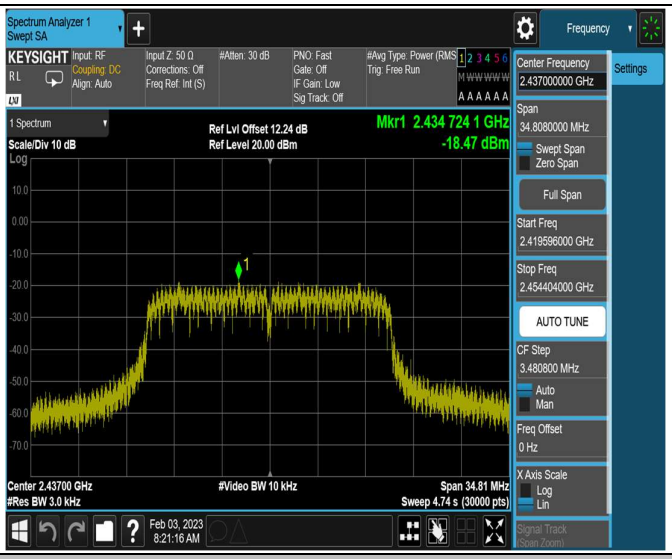

11N20SISO_Ant1_2462

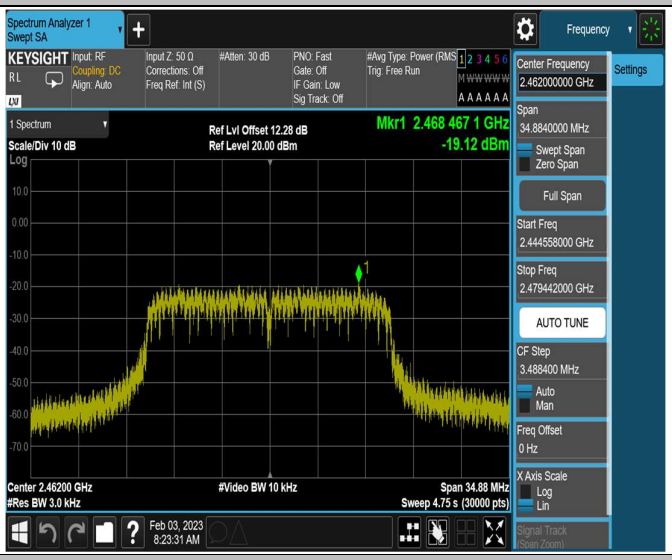

11N40SISO_Ant1_2422

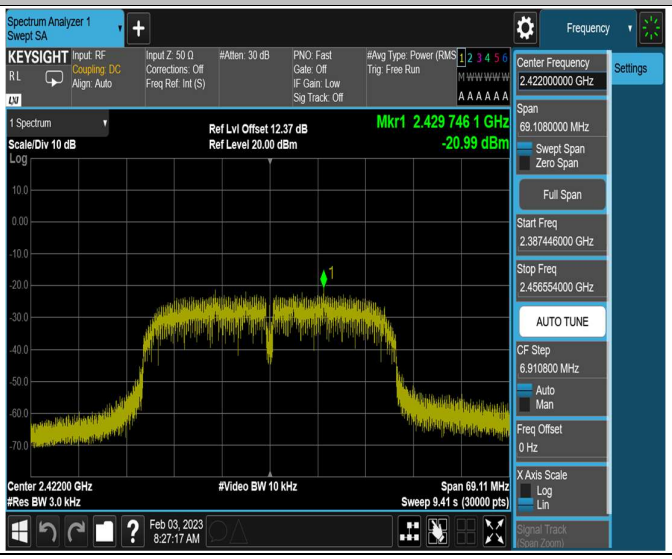

11N40SISO_Ant1_2437
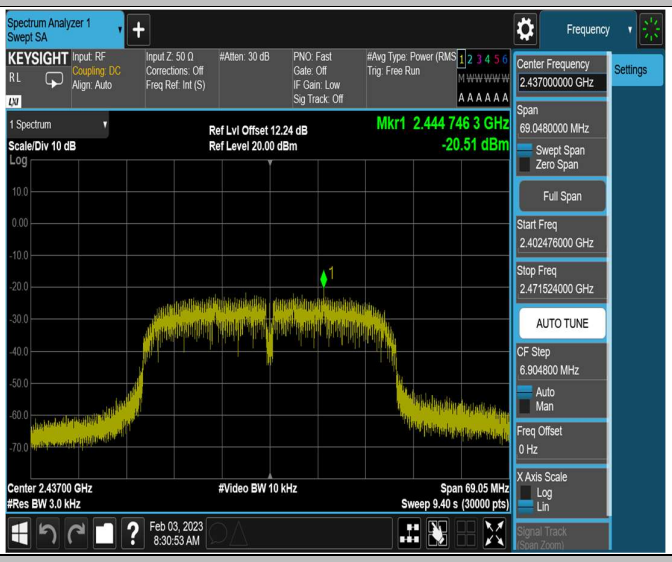

11N40SISO_Ant1_2452
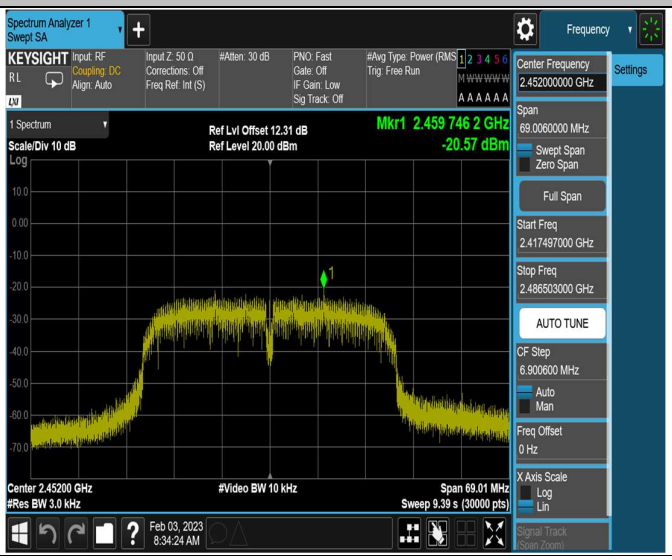

Appendix E: Band edge measurements

Test Result

TestMode	Antenna	ChName	Frequency[MHz]	RefLevel[dBm]	Result[dBm]	Limit[dBm]	Verdict
11B	Ant1	Low	2412	3.43	-37.34	≤-26.57	PASS
		High	2462	2.47	-46.2	≤-27.53	PASS
11G	Ant1	Low	2412	-2.92	-33.51	≤-32.92	PASS
		High	2462	-2.85	-42.8	≤-32.85	PASS
11N20SISO	Ant1	Low	2412	-2.42	-34.68	≤-32.42	PASS
		High	2462	-3.16	-41.19	≤-33.16	PASS
11N40SISO	Ant1	Low	2422	-6.02	-38.61	≤-36.02	PASS
		High	2452	-6.04	-37.44	≤-36.04	PASS

Test Graphs

11B_Ant1_Low_2412

11B_Ant1_High_2462

11G_Ant1_Low_2412

11G_Ant1_High_2462

11N20SISO_Ant1_Low_2412

11N20SISO_Ant1_High_2462

11N40SISO_Ant1_Low_2422

11N40SISO_Ant1_High_2452

Spectrum Analyzer 1
Swept SA
KEYSIGHT
Input: RF
Coupling: DC
Align: Auto
Input Z: 50 Ω
Corrections: Off
Freq Ref: Int (S)
#Atten: 30 dB
PNO: Fast
Gate: Off
IF Gain: Low
Sig Track: Off
#Avg Type: Power (RMS)
Trig: Free Run
1 Spectrum
Scale/Div 10 dB
Log
Ref Lvl Offset 12.31 dB
Ref Level 20.00 dBm
Mkr4 2.484 44 GHz
-37.44 dBm
DLT -36.04 dBm
Start 2.44000 GHz
#Res BW 100 kHz
#Video BW 300 kHz
Stop 2.55000 GHz
Sweep 10.5 ms (1001 pts)
5 Marker Table
Mode Trace Scale X Y Function Function Width Function Value
1 N 1 f 2.443 19 GHz -6.043 dBm
2 N 1 f 2.483 50 GHz -39.64 dBm
3 N 1 f 2.500 00 GHz -48.46 dBm
4 N 1 f 2.484 44 GHz -37.44 dBm
Jan 10, 2023
11:47:40 AM
Frequency
Settings
Center Frequency
2.495000000 GHz
Span
110.000000 MHz
Swept Span
Zero Span
Full Span
Start Freq
2.440000000 GHz
Stop Freq
2.550000000 GHz
AUTO TUNE
CF Step
11.000000 MHz
Auto
Man
Freq Offset
0 Hz
X Axis Scale
Log
Lin
Signal Track
(Span Zoom)

Appendix F: Conducted Spurious Emission

Test Result

TestMode	Antenna	Frequency[MHz]	FreqRange [Mhz]	RefLevel [dBm]	Result [dBm]	Limit [dBm]	Verdict
11B	Ant1	2412	Reference	3.43	3.43	---	PASS
			30~1000	3.43	-35.47	≤-26.57	PASS
			1000~26500	3.43	-48.11	≤-26.57	PASS
		2437	Reference	3.12	3.12	---	PASS
			30~1000	3.12	-43.86	≤-26.88	PASS
			1000~26500	3.12	-47.2	≤-26.88	PASS
		2462	Reference	2.62	2.62	---	PASS
			30~1000	2.62	-43.71	≤-27.38	PASS
			1000~26500	2.62	-45.37	≤-27.38	PASS
11G	Ant1	2412	Reference	-2.89	-2.89	---	PASS
			30~1000	-2.89	-48.14	≤-32.89	PASS
			1000~26500	-2.89	-49.23	≤-32.89	PASS
		2437	Reference	-2.29	-2.29	---	PASS
			30~1000	-2.29	-52.19	≤-32.29	PASS
			1000~26500	-2.29	-49.99	≤-32.29	PASS
		2462	Reference	-2.82	-2.82	---	PASS
			30~1000	-2.82	-39.04	≤-32.82	PASS
			1000~26500	-2.82	-48.98	≤-32.82	PASS
11N20SISO	Ant1	2412	Reference	-2.42	-2.42	---	PASS
			30~1000	-2.42	-53.05	≤-32.42	PASS
			1000~26500	-2.42	-49.58	≤-32.42	PASS
		2437	Reference	-2.25	-2.25	---	PASS
			30~1000	-2.25	-48.05	≤-32.25	PASS
			1000~26500	-2.25	-50.13	≤-32.25	PASS
		2462	Reference	-2.59	-2.59	---	PASS
			30~1000	-2.59	-47.69	≤-32.59	PASS
			1000~26500	-2.59	-48.7	≤-32.59	PASS
11N40SISO	Ant1	2422	Reference	-6.22	-6.22	---	PASS
			30~1000	-6.22	-42.36	≤-36.22	PASS
			1000~26500	-6.22	-49.35	≤-36.22	PASS
		2437	Reference	-5.90	-5.90	---	PASS
			30~1000	-5.90	-42.74	≤-35.9	PASS
			1000~26500	-5.90	-49.87	≤-35.9	PASS
		2452	Reference	-6.21	-6.21	---	PASS
			30~1000	-6.21	-42.1	≤-36.21	PASS
			1000~26500	-6.21	-49.81	≤-36.21	PASS