Tengxiang Technology.Inc

Product Number: AN2400-FPC065GO
Product Name: Antenna

Specification For Approval

Customer: 深圳中盈动智能技术有限公司

Customer P/N:

Tengxiang P/N: AN2400-FPC065GO

Description : ANTENNA

正 本

杨俊杰

外来文件

Tengxiang Checked By:	Customer Approved By:
工程：邓文兵 射频：韦佳 腾祥电子有限公司 工程课	

Tengxiang Technology.Inc
NO.53 Shatou ShaChong Road, ChangAn Town, Guangdong province, China
TEL:86-769-81873082 FAX:86-769-82663788
http://www.tenxiang.cn

正 本

外来文件

Tengxiang Technology.Inc

Product Number: AN2400-FPC065GO
Product Name: FPC Antenna

1. Specification

Sample Photo	
A. Electrical Characteristics	
Frequency	2400-2500MHz
S.W.R.	<= 2.0
Antenna Gain	2 dBi
Polarization	Linear
Impedance	50 Ohm
B. Material & Mechanical Characteristics	
Material of Radiator	Cu
Material of Plastic	FPC
Cable Type	1.13 GRAY
Connector Type	/
C. Environmental	
Operation Temperature	- 40 ˚C ~ + 80 ˚C
Storage Temperature	- 40 ˚C ~ + 80˚C

2. Characteristics and Reliability Test

Test Items		Test Condition and Procedure	Requirements
C1	S.W.R.	Set DUT on Network Analyzer; make individual	Directive DUT specification

		calibration to test	
C2	Antenna Gain	Set DUT on Antenna Chamber; make individual calibration to test	Directive DUT specification
M1	Vibration	MIL-STD-202G, 201A Amplitude: 0.03 inch (0.76mm); Freq: 10 to 55 Hz 3 directions; 2 hours for each direction	1. No Visual Damage 2. Frequency Tol.<= 5%
M2	Random Drop	Height: 1.5 Meter; 3 directions; 1 time for each direction	1. No parts separated 2. Frequency Tol.<= 5%
M3	Solderability	MIL-STD-202G, 210F, cond. A Solder iron: 350±10°C; Duration: 5 seconds	1. Mounted on PCB 2. No Visual Damage
M4	Terminal-Pull Test	MIL-STD-202G, 211A, cond. A Holding with individual specification; force applied to axis of terminal	1. Directive DUT specification 2. Frequency Tol.<= 5%
M5	Terminal-Torque Test	MIL-STD-202G, 211A, cond. E Holding with individual specification; applied clockwise and counterclockwise to the axis of terminal	1. Directive DUT specification 2. Frequency Tol.<= 5%
M6	Dimension	Inspection of dimension, color, material, package, surface process	Directive DUT specification
E1	Salt Spray	MIL-STD-202G, 101E, cond. B Temp: 35°C; RH: >= 95%; NaCl solution: >= 5%; Time: 24 hours	After 2 Hours Recovery 1. No Visual Damage 2. Frequency Tol.<= 5%
E2	Humidity	MIL-STD-202G, 103B, cond. B Temp: 40°C; RH: >= 95%; Time: 48 hours	After 2 Hours Recovery 1. No Visual Damage 2. Frequency Tol.<= 5%
E3	Thermal Shock	1 Cycle: - 40°C (30 minutes) to + 80°C (30 minutes) Cycles: 24	After 2 Hours Recovery 1. No Visual Damage 2. Frequency Tol.<= 5%
E4	Life (High Temp.)	MIL-STD-202G, 108A, cond. A Temp: 85°C; Time: 96 hours	After 2 Hours Recovery 1. No Visual Damage 2. Frequency Tol.<= 5%
R1	RoHS	With Reference to IEC 62321:2008 with flow chart	Directive RoHS EU 2015/863

3. Antenna - S Parameter Test Data

正 本

外来文件

Product Number: AN2400-FPC065GO
Product Name: FPC Antenna

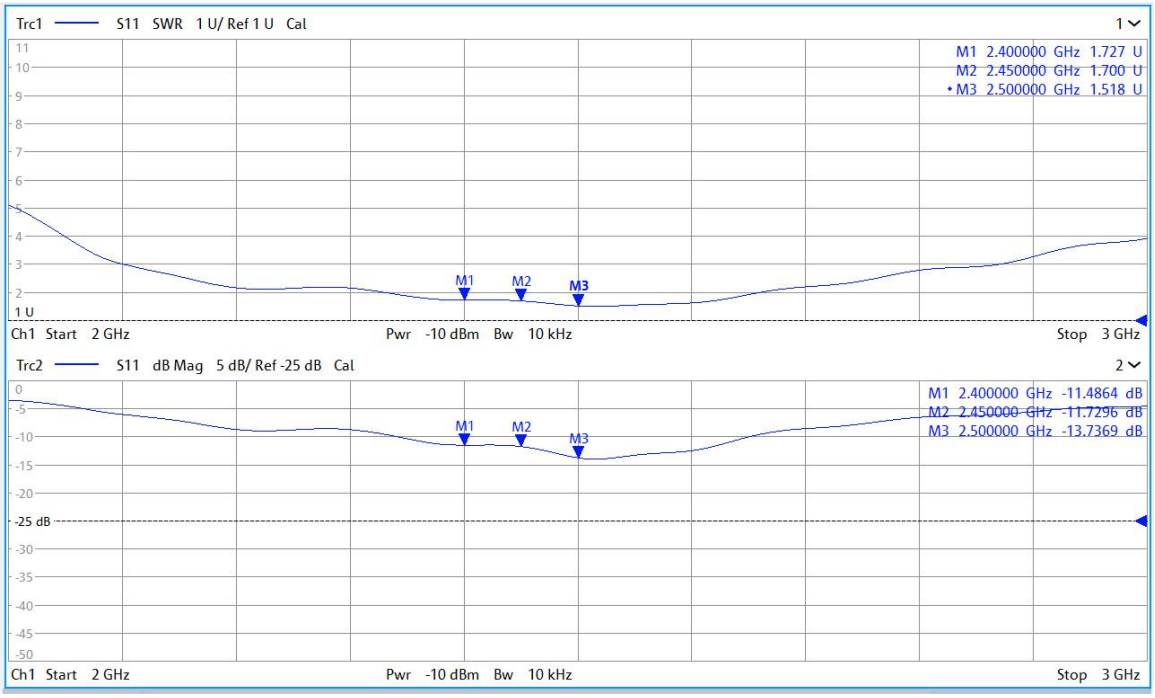

4. Antenna - Radiation Pattern Test Data

Test Point ID	Freq. (MHz)	TRP (dBm)	Gain (dBi)	Directivity (dBi)	Efficiency (%)	Efficiency (dB)	Max (dBm)	Theta of Max	Phi of Max	Min (dBm)	Theta of Min	Phi of Min	AVG (dBm)	Max/Min (dB)	Max/AVG (dB)	Min/AVG (dB)
1	2400.0	2400.00	1.93	5.87	40.4%	-3.94	1.93	90	90	-20.69	150	195	-5.22	22.62	7.15	-15.47
2	2410.0	2410.00	2.05	6.12	39.1%	-4.08	2.05	90	90	-19.54	150	195	-5.17	21.59	7.22	-14.37
3	2420.0	2420.00	1.90	6.04	38.5%	-4.15	1.90	90	90	-18.69	150	195	-5.44	20.58	7.34	-13.24
4	2430.0	2430.00	1.95	6.13	38.2%	-4.18	1.95	90	90	-18.07	150	210	-5.45	20.02	7.40	-12.62
5	2440.0	2440.00	2.25	6.27	39.6%	-4.02	2.25	90	90	-17.48	150	210	-5.20	19.74	7.46	-12.28
6	2450.0	2450.00	2.40	6.21	41.6%	-3.81	2.40	90	90	-17.86	135	210	-5.16	20.26	7.56	-12.71
7	2460.0	2460.00	2.66	6.72	39.2%	-4.06	2.66	90	90	-18.95	135	210	-5.03	21.60	7.68	-13.92
8	2470.0	2470.00	2.70	6.82	38.8%	-4.11	2.70	90	90	-20.36	135	210	-5.07	23.07	7.77	-15.30
9	2480.0	2480.00	2.79	6.87	39.1%	-4.08	2.79	90	90	-20.47	135	210	-5.01	23.26	7.81	-15.45
10	2490.0	2490.00	3.01	6.84	41.4%	-3.83	3.01	90	90	-19.19	135	210	-4.78	22.20	7.78	-14.41
11	2500.0	2500.00	3.22	6.88	43.0%	-3.66	3.22	90	90	-17.62	135	165	-4.61	20.84	7.82	-13.01

Product Number: AN2400-FPC065GO
Product Name: FPC Antenna

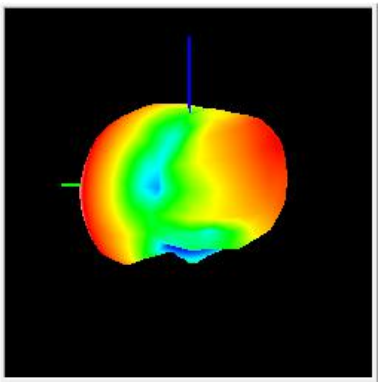

2400MHz

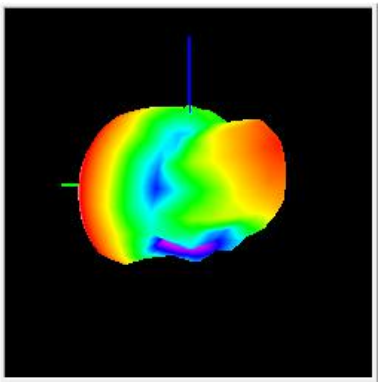

2450MHz

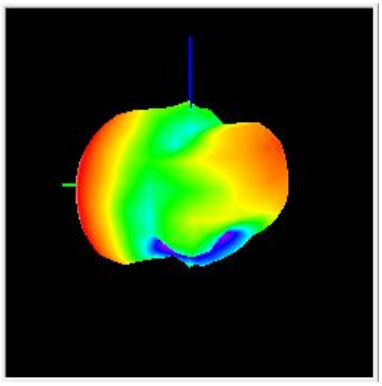

2500MHz

	XY_Plane	XZ_Plane	YZ_Plane
2400MHz	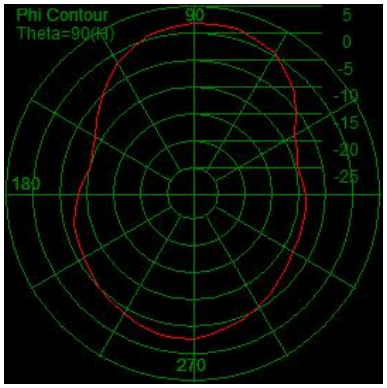	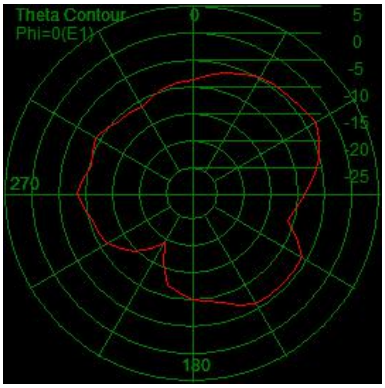	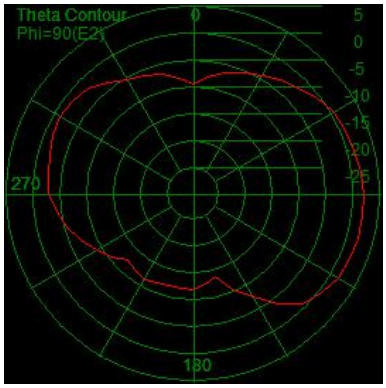
2450MHz	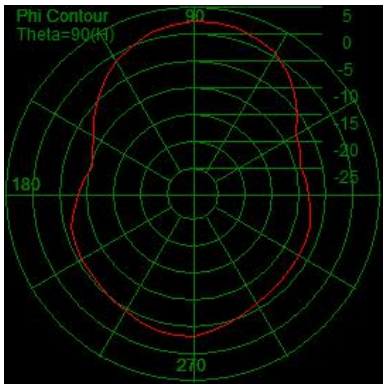	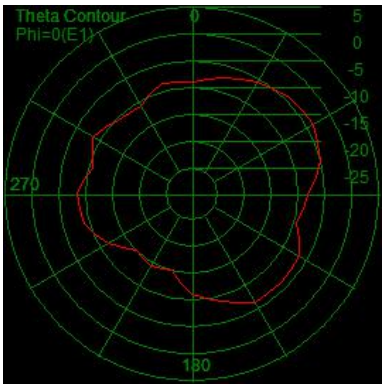	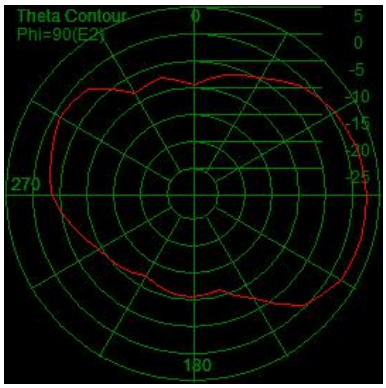
2500MHz	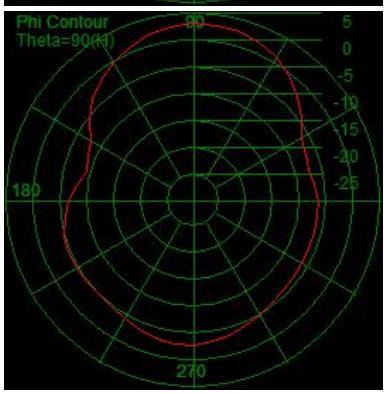	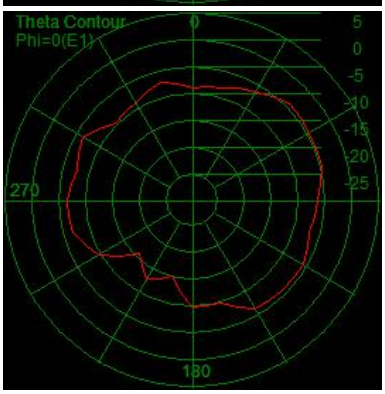	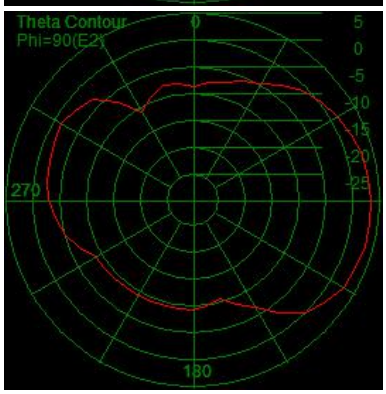

5. Mechanical Drawing (See attached files)

HF	☐
RoHS 2.0	■
REACH	☐
CONFIDENTIAL	

SIGN	DATE	DESCRIPTION	APPROVER
B			
C			
D			

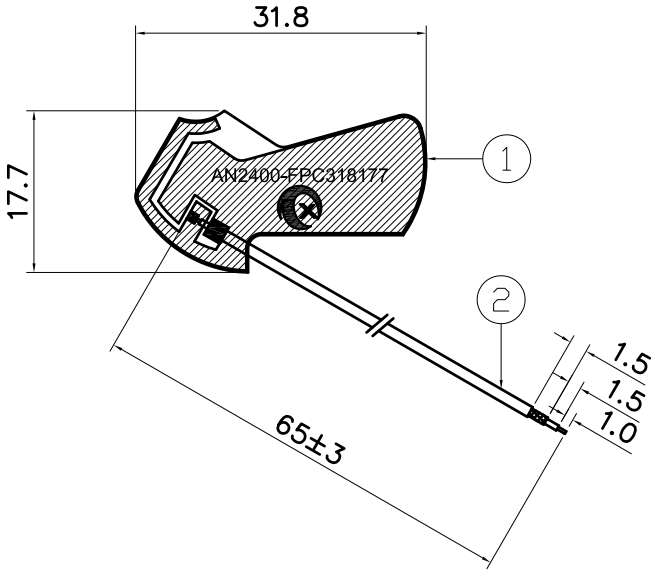

正 本

外来文件

Note:

1. Mark ＊ is important dimension;"Cpk "Identify for process control(CpK≧1.33).
2. Tolerance:Unmarked tolerance refer to the standard tolerance please.
3. Pay attention to the direction of the connector.

No.	Part Number	Name	Material	Finish	Q'ty
2	CB-113GS	Coaxial Cable	OD1.13	Gray	1
1	AN2400-FPC318177	FPC		Black	1

Tengxiang Electronics Co., Ltd.

TITLE: Antenna

PART NO.: AN2400-FPC065GO | CUSTOMER P/N: /

APP BY	CHK BY	RF BY	DES BY		Tolerance
YCX 2020.06.10	HC 2020.06.10	WJ 2020.06.10	DWB 2020.06.10	UNITS: mm SCALE: 1/1 REVISION: A	X.X ±0.5 X.XX ±0.2 X° ±1

產品包裝規範

PACKING CRITERION

Date: 2020.06.10

Part Number : AN2400-FPC065GO	Revision : A
Name: Antenna	Customer : ALL

1 . Enter PE bag。

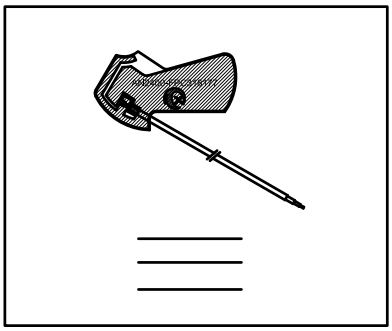

100pcs/ PE bag

正 本

外来文件

2.PACKING 。



8000pcs/Carton

3. SEALING。

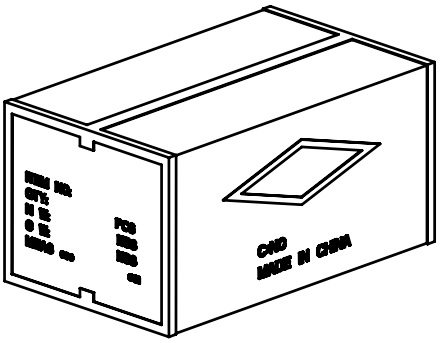

SIDE

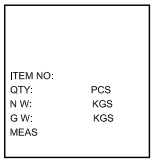

FRONT

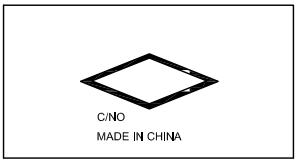

APPROVED BY : YCX CHECKED BY : HC DESIGNED BY : DWB