REPORT No.: SZ25030230E01

# TEST REPORT

| | | |
|---|---|---|
| **APPLICANT** | : | Shenzhen C&D Electronics Co., Ltd. |
| **PRODUCT NAME** | : | remote control |
| **MODEL NAME** | : | RF600A |
| **TRADE NAME** | : | N/A |
| **BRAND NAME** | : | N/A |
| **STANDARD(S)** | : | IEEE Std 149-2021 |
| **RECEIPT DATE** | : | 2025-03-17 |
| **TEST DATE** | : | 2025-03-17 |
| **ISSUE DATE** | : | 2025-03-18 |

Edited by: Guo Penghua(Rapporteur)

Approved by: Chi Shide(Supervisor)

**NOTE:** This document is issued by Shenzhen Morlab Communications Technology Co., Ltd.,the test report shall not be reproduced except in full without prior written permission of the company. The test results apply only to the particular sample(s) tested and to the specific tests carried out which is available on request for validation and information confirmed at our website.

MORLAB
Shenzhen Morlab Communications Technology Co., Ltd.,FL.1-3, Building A, FeiYang Science Park, No.8 LongChang Road,Block67, BaoAn District, ShenZhen , GuangDong Province, P. R. China
Tel: 86-755-36698555 Fax: 86-755-36698525
Http://www.morlab.cn E-mail: service@morlab.cn

# DIRECTORY

1. Technical Information ..... 3
1.1. Applicant and Manufacturer Information ..... 3
1.2. Equipment Under Test (EUT) Description ..... 3
2. Test Results ..... 4
2.1. Applied Reference Documents ..... 4
2.2. Test Conditions ..... 4
2.3. Measurement Uncertainty ..... 4
2.4. Test Results lists ..... 5
Annex A Test Setup Photos ..... 6
Annex B Figures ..... 7
1. 2D Radiation Pattern ..... 7
2. 3D Radiation Pattern ..... 8
Annex C EUT Photos ..... 10
Annex D General Information ..... 13
1.1 Identification of the Responsible Testing Laboratory ..... 13
1.2 Identification of the Responsible Testing Location ..... 13
1.3 Test Equipments Utilized ..... 13
1.4 Test Software Utilized ..... 13

| Change History | | |
|---|---|---|
| Version | Date | Reason for change |
| 1.0 | 2025-03-18 | First edition |
| | | |

# 1.Technical Information

**Note:** Provide by applicant.

## 1.1. Applicant and Manufacturer Information

| | |
|---|---|
| **Applicant:** | Shenzhen C&D Electronics Co., Ltd. |
| **Applicant Address:** | 10/F, Unit 1, Block A, Building 1, Baoneng S&T Park, Qingxiang Rd., Longhua, Shenzhen 518110,China |
| **Manufacturer:** | Shenzhen C&D Electronics Co., Ltd. |
| **Manufacturer Address:** | 10/F, Unit 1, Block A, Building 1, Baoneng S&T Park, Qingxiang Rd., Longhua, Shenzhen 518110,China |

## 1.2. Equipment Under Test (EUT) Description

| | |
|---|---|
| Wireless Type | N/A |
| Test frequency band | 433.92±10MHz |
| Brand name | N/A |
| Hardware Version | N/A |
| Software Version | N/A |
| IMEI | N/A |
| Sample number | 1# |

# 2. Test Results

## 2.1. Applied Reference Documents

Leading reference documents for testing:

| No. | Identity | Document Title |
|---|---|---|
| 1 | IEEE Std 149-2021 | IEEE Recommended Practice for Antenna Measurements |

## 2.2. Test Conditions

Test Environment Conditions：

| | |
|---|---|
| Relative Humidity(%): | 25 - 75 |
| Temperature(°C): | 10 - 30 |

## 2.3. Measurement Uncertainty

The uncertainty is calculated using the methods suggested in the "Guide to the Expression of Uncertainty in Measurement" (GUM) published by ISO. When the test result is a critical value,we will use the measurement uncertainty give the judgment result based on the 95% Confidence intervals.

## 2.4. Test Results lists

### 2.4.1. Gain

| Frequency | Gain(dBi) |
|---|---|
| 423.92MHz | -9.42 |
| 433.92MHz | -9.17 |
| 443.92MHz | -8.31 |

# Annex A Test Setup Photos

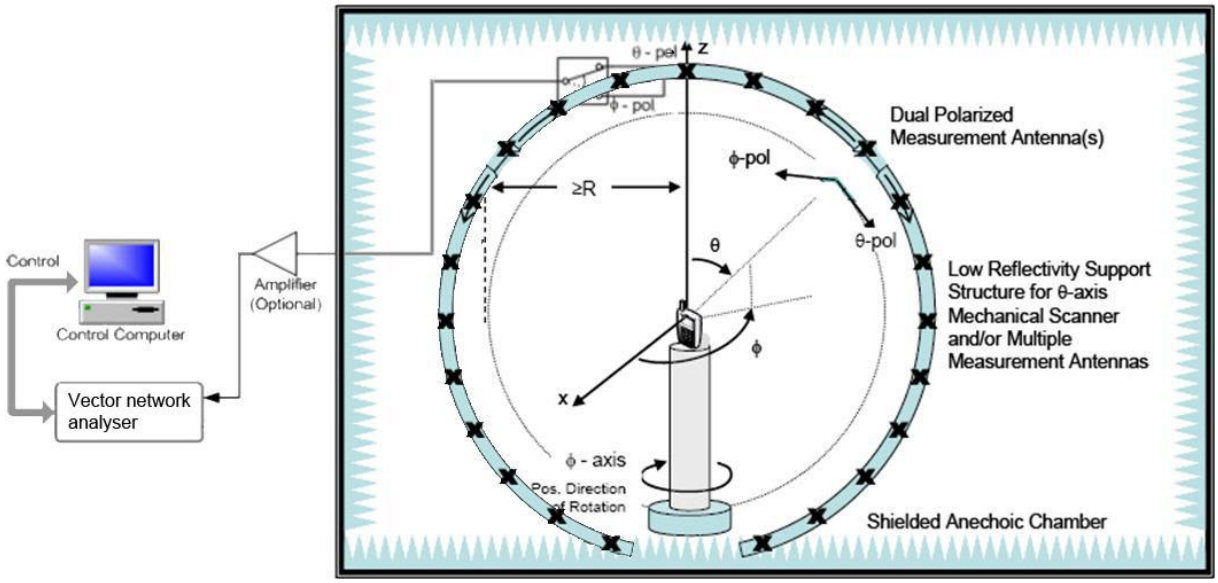

# Annex B Figures

## 1. 2D Radiation Pattern

Phi=0°

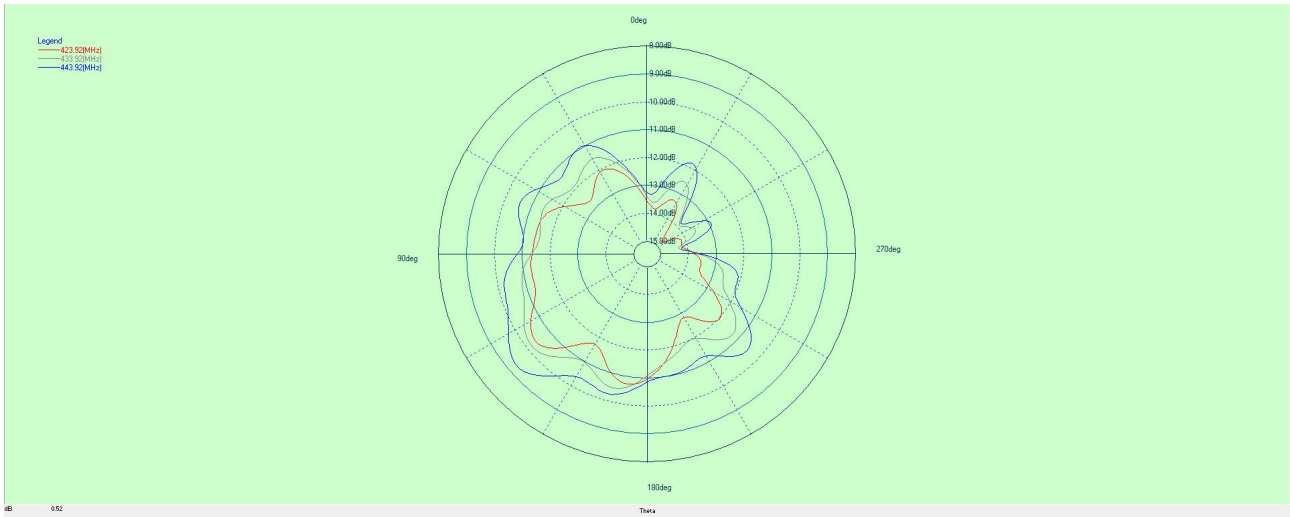


Phi=90°

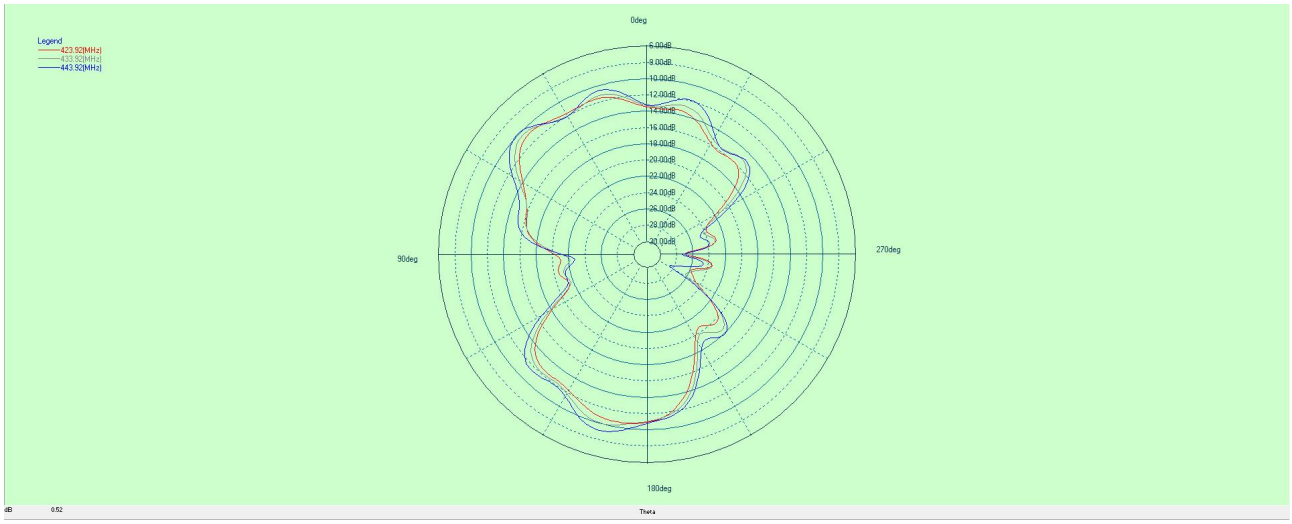

Theta=90°

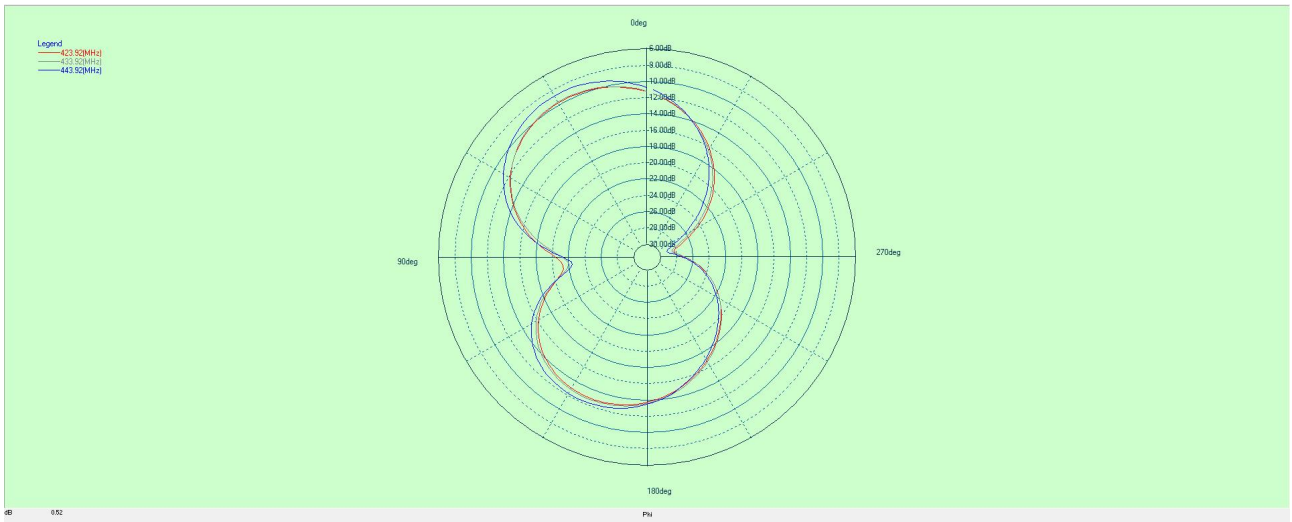


## 2. 3D Radiation Pattern

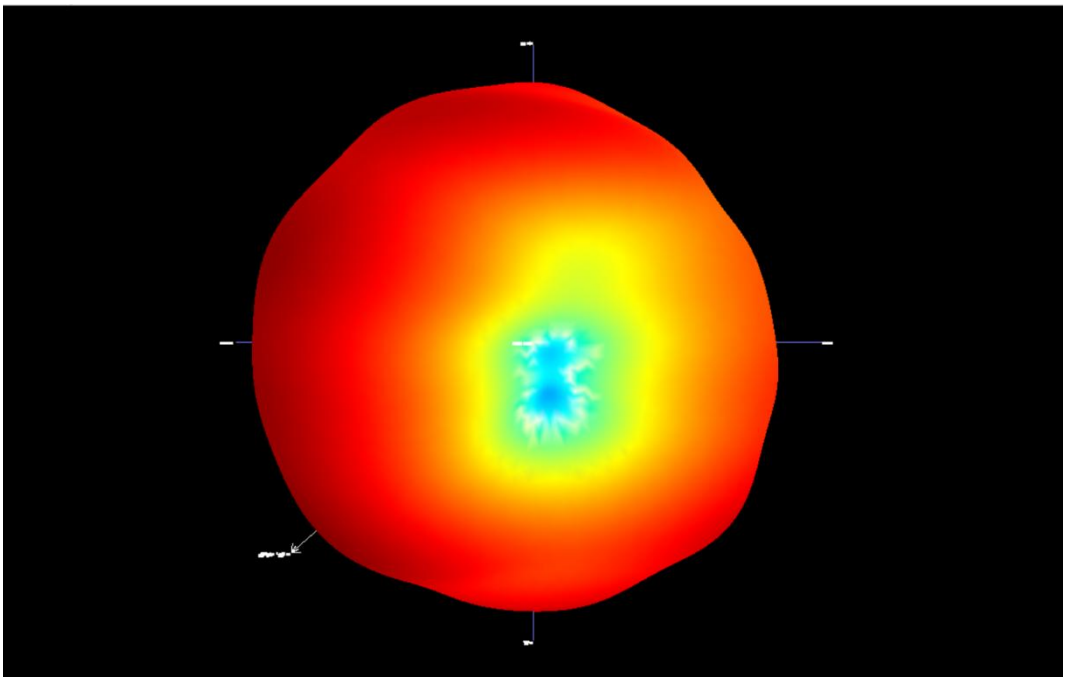

423.92MHz

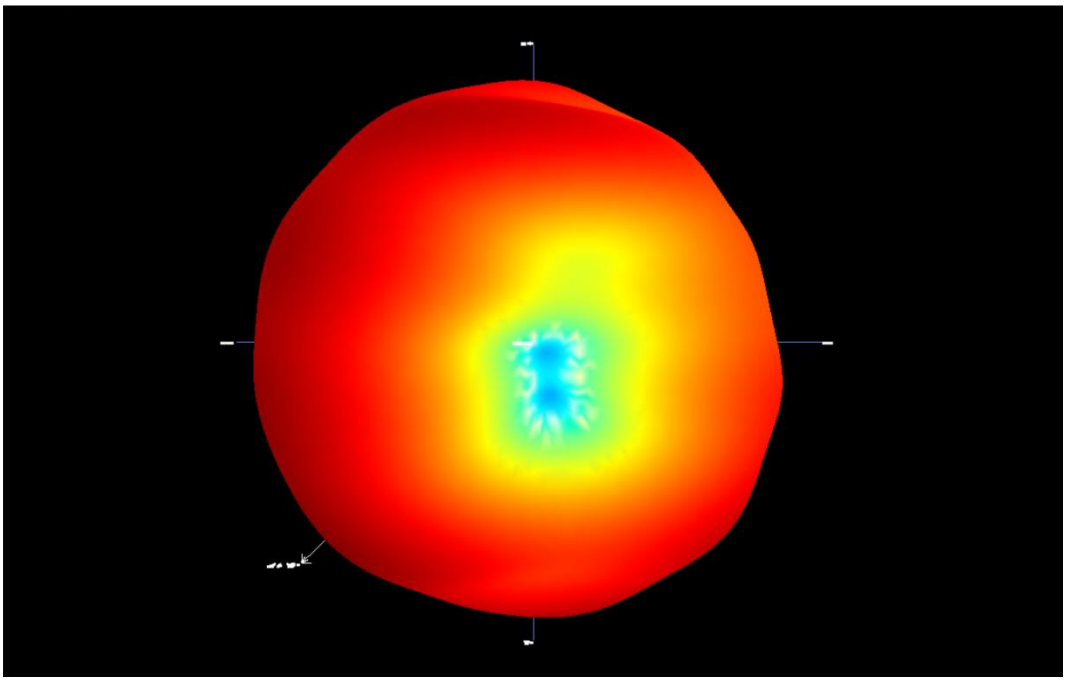

433.92MHz

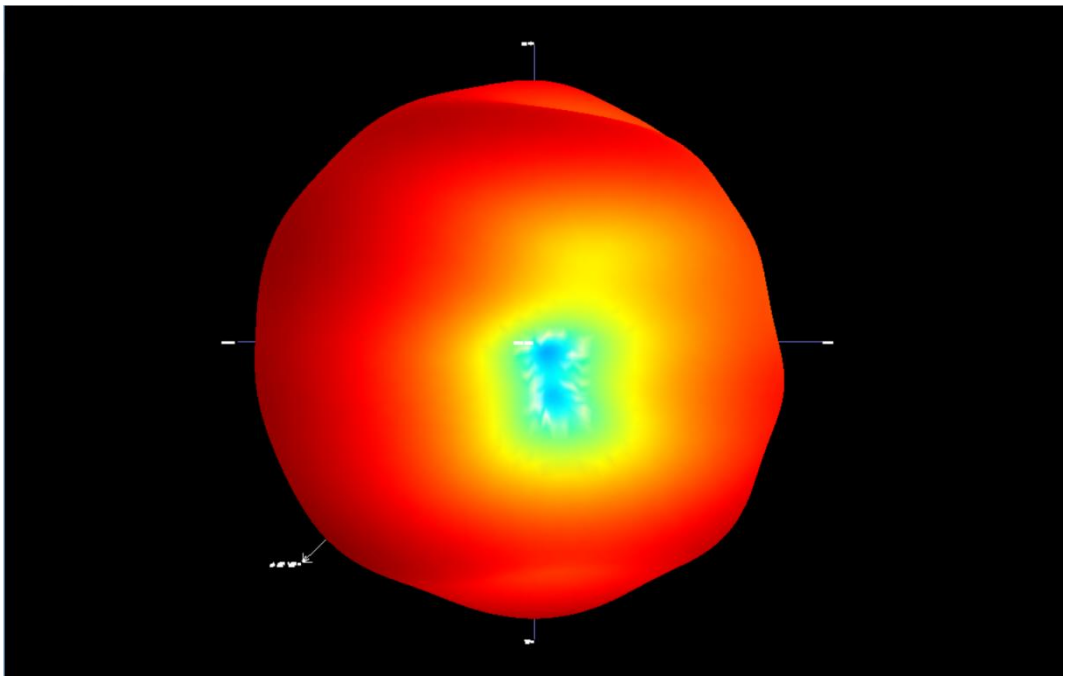

443.92MHz

# Annex C EUT Photos

1. Test environment



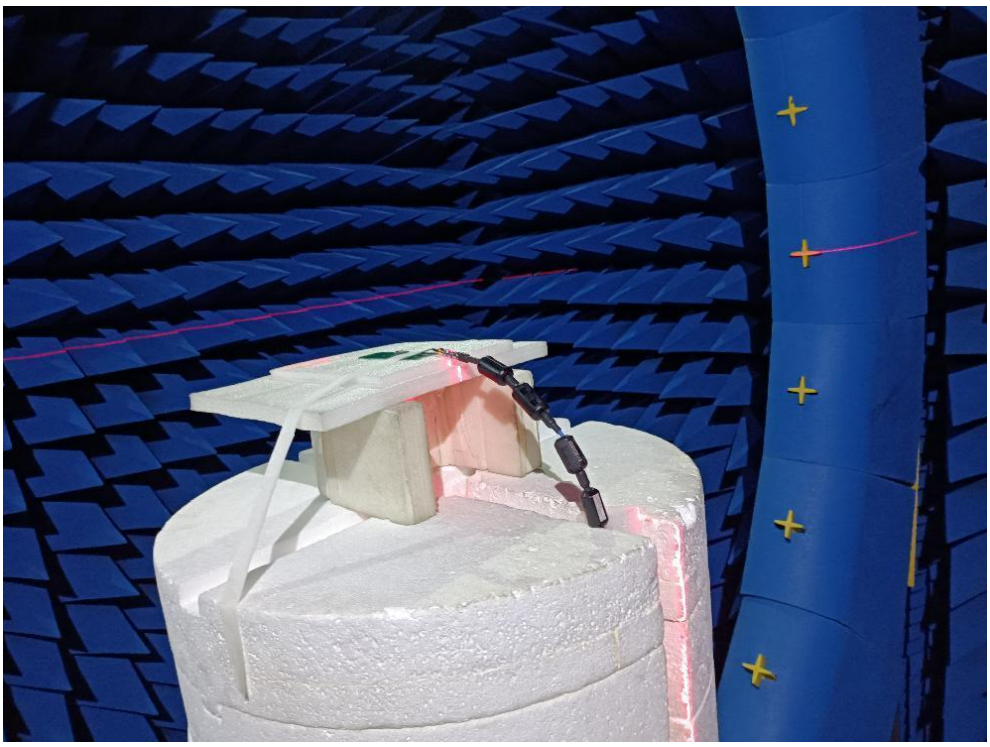

2. EUT






RF600A V1.1
20240610
Antenna

# Annex D General Information

## 1.1 Identification of the Responsible Testing Laboratory

| | |
|---|---|
| Laboratory Name: | Shenzhen Morlab Communications Technology Co., Ltd. |
| Laboratory Address: | FL.1-3, Building A, FeiYang Science Park, No.8 LongChang Road, Block67, BaoAn District, ShenZhen , GuangDong Province, P. R. China |
| Telephone: | +86 755 36698555 |
| Facsimile: | +86 755 36698525 |

## 1.2 Identification of the Responsible Testing Location

| | |
|---|---|
| Name: | Shenzhen Morlab Communications Technology Co., Ltd. |
| Address: | FL.1-3, Building A, FeiYang Science Park, No.8 LongChang Road, Block67, BaoAn District, ShenZhen , GuangDong Province, P. R. China |

## 1.3 Test Equipments Utilized

| NO. | Equipment Name | Serial NO. | Type | Manufacturer | Cal.Date | Cal.Due Date |
|---|---|---|---|---|---|---|
| 1 | Vector Network Analyzer | MY46214666 | E5071C | Agilent | 2025.01.09 | 2026.01.08 |
| 2 | OTA Chamber | N/A | SG24 | Satimo | 2025.01.11 | 2028.01.10 |

## 1.4 Test Software Utilized

| NO. | Software Name | Serial NO. | Version | Manufacturer |
|---|---|---|---|---|
| 1 | SatEnv | N/A | 2.0.1.5 build 12 | Satimo |
| 2 | SPM | N/A | 1.11 | Satimo |

——— END OF REPORT ———