FCC - TEST REPORT

Report Number	: 68.950.22.1144.01	Date of Issue:	2023-03-02
Model / HVIN	: 20-20444		
Product Type	: TV Pro 300		
Applicant	: Teladoc Health		
Address	: 7406 Hollister Ave, Goleta, California, United States, 93117		
Manufacturer	: Teladoc Health		
Address	: 7406 Hollister Ave, Goleta, California, United States, 93117		
Test Result	: ■ **Positive** ☐ **Negative**		
Total pages including Appendices	: 416		

Any use for advertising purposes must be granted in writing. This technical report may only be quoted in full. This report is the result of a single examination of the object in question and is not generally applicable evaluation of the quality of other products in regular production. For further details, please see testing and certification regulation, chapter A-3.4.

TÜV SÜD Certification and Testing (China) Co., Ltd. Shenzhen Branch
Building 12 & 13, Zhiheng Wisdomland Business Park, Guankou Erlu, Nantou, Nanshan District, Shenzhen, Guangdong, China Tel. +86 755 8828 6998, Fax: +86 755 8828 5299

1 Table of Contents

1 Table of Contents 2
2 Details about the Test Laboratory 3
3 Description of the Equipment Under Test 4
4 Summary of Test Standards 5
5 Summary of Test Results 6
6 General Remarks 7
7 Test setups 8
8. Systems Test Configuration 9
9 Technical Requirement 10
9.1 Conducted Emission 10
9.2 Emission Bandwidth 13
9.3 Maximum Conducted Output Power 105
9.4 Maximum Power Spectral Density 109
9.5 Unwanted Emissions 161
9.6 Duty Cycle 407
9.7 Frequencies Stability 409
9.8 Dynamic Frequency Selection (DFS) 416
10 Test Equipment List 425
11 System Measurement Uncertainly 426

TÜV SÜD Certification and Testing (China) Co., Ltd. Shenzhen Branch
Building 12 & 13, Zhiheng Wisdomland Business Park, Guankou Erlu, Nantou, Nanshan District, Shenzhen, Guangdong, China Tel. +86 755 8828 6998, Fax: +86 755 8828 5299

2 Details about the Test Laboratory

Details about the Test Laboratory
Test Site 1

Company name:	TÜV SÜD Certification and Testing (China) Co., Ltd. Shenzhen Branch Building 12 & 13, Zhiheng Wisdomland Business Park, Nantou Checkpoint Road 2, Nanshan District Shenzhen 518052 P.R. China
Telephone:	86 755 8828 6998
Fax:	86 755 8828 5299
FCC Registration No.:	514049
FCC Designation Number:	CN5009
IC Registration No.:	10320A

3 Description of the Equipment Under Test

Description of the Equipment Under Test

Product:	TV Pro 300
Model no.:	20-20444
Hardware Version Identification No. (HVIN)	20-20444
Brand name:	Teladoc Health
FCC ID:	2A9VE2020444
IC:	29989-2020444
Options and accessories:	N/A
Rating:	100-240VAC, 50/60Hz, 2.0A Max
RF Transmission Frequency:	5.150GHz~5.250GHz 5.250GHz~5.350GHz 5.470GHz~5.725GHz 5.725GHz~5.850GHz
Modulation:	802.11a: BPSK, QPSK, 16QAM, 64QAM 802.11n: BPSK, QPSK, 16QAM, 64QAM 802.11ac: BPSK, QPSK, 16QAM, 64QAM, 128QAM, 256QAM
Antenna Type:	Intergal antenna
Antenna 1	-3.43dBi
Antenna 2	-3.43dBi
Description of the EUT:	The Equipment Under Test (EUT) is a TV Pro 300 which support Bluetooth function and Wi-Fi operated at 5GHz and 2.4GHz. Only 5GWiFi included in this report.

NOTE 1: The above EUT's information is declared by manufacturer. Please refer to the specifications or user's manual for more detailed description.
NOTE 2: The device shall not be capable of transmitting in the band 5600-5650MHz.

TÜV SÜD Certification and Testing (China) Co., Ltd. Shenzhen Branch
Building 12 & 13, Zhiheng Wisdomland Business Park, Guankou Erlu, Nantou, Nanshan District, Shenzhen, Guangdong, China Tel. +86 755 8828 6998, Fax: +86 755 8828 5299

4 Summary of Test Standards

Test Standards	
FCC Part 15 Subpart E, 10-1-2022 Edition	PART 15 - RADIO FREQUENCY DEVICES Subpart E - Unlicensed National Information Infrastructure Devices
FCC Part 15 Subpart C 10-1-2022 Edition	PART 15 - RADIO FREQUENCY DEVICES Subpart C - Intentional Radiators
RSS-Gen Issue 5 April 2018 + A1 + A2	General Requirements for Compliance of Radio Apparatus
RSS-247 Issue 2 February 2017	Digital Transmission Systems (DTSS), Frequency Hopping Systems (FHSS) and License-Exempt Local Area Network (LE-LAN) Devices

Test Method:
FCC KDB 558074 D01 15.247 Meas Guidance v05r02
KDB 789033 D02 General UNII Test Procedures New Rules v02r01
KDB 905462 D02 UNII DFS Compliance Procedures New Rules v02
662911 D01 Multiple Transmitter Output v02r01
ANSI C63.10-2013, American National Standard for Testing Unlicensed Wireless Devices

TÜV SÜD Certification and Testing (China) Co., Ltd. Shenzhen Branch
Building 12 & 13, Zhiheng Wisdomland Business Park, Guankou Erlu, Nantou, Nanshan District, Shenzhen, Guangdong, China Tel. +86 755 8828 6998, Fax: +86 755 8828 5299

5 Summary of Test Results

Technical Requirements				
FCC Part 15 Subpart E, FCC Part 15 Subpart C, RSS-Gen, RSS-247				
Test Condition	Pages	Test Result		
		Pass	Fail	N/A
15.207 Conducted Emission AC Power Port RSS GEN 8.8 Conducted Emission AC Power Port	10	☒	☐	☐
15.403(a)(5) Emission bandwidth RSS GEN 6.7 Emission bandwidth	13	☒	☐	☐
15.407(a)(1) 15.407(a)(3) Maximum Conducted Output Power RSS-247 6.2 Maximum Conducted Output Power	105	☒	☐	☐
15.407(a)(1) 15.407(a)(3) Peak Power Spectral Density RSS-247 6.2 Peak Power Spectral Density	109	☒	☐	☐
15.407(b)(1) 15.407(b)(4) 15.407(b)(6) 15.407(b)(7) 15.209 Unwanted Emissions RSS-247 6.2 Unwanted Emissions	161	☒	☐	☐
Duty Cycle	407	☒	☐	☐
15.407(g) Frequencies Stability RSS GEN 6.11 Frequencies Stability	409	☒	☐	☐
15.407(h) Dynamic Frequency Selection (DFS). RSS-247 6.3 Dynamic Frequency Selection (DFS).	416	☒	☐	☐
15.203 Antenna requirement RSS-Gen 6.8 Antenna requirement	See NOTE 2	☒	☐	☐

NOTE: The EUT uses an external antenna and manufacturer will stick it down with glue, which gain Ant 1= -3.43dBi, Ant 2= -3.43dBi. In accordance to §15.203 & RSS-Gen 6.8, it is considered sufficiently to comply with the provisions of this section.

TÜV SÜD Certification and Testing (China) Co., Ltd. Shenzhen Branch
Building 12 & 13, Zhiheng Wisdomland Business Park, Guankou Erlu, Nantou, Nanshan District, Shenzhen, Guangdong, China Tel. +86 755 8828 6998, Fax: +86 755 8828 5299

6 General Remarks

Remarks
This submittal(s) (test report) is intended for FCC ID: 2A9VE2020444, IC: 29989-2020444, complies with Section 15.207, 15.209, 15.407 of the FCC Part 15, Subpart E rules， RSS-247, RSS-GEN.

SUMMARY:

All tests according to the regulations cited on page 5 were

■ - Performed

☐ - **Not** Performed

The Equipment Under Test

■ - **Fulfills** the general approval requirements.

☐ - **Does not** fulfill the general approval requirements.

Sample Received Date:	2022-12-20
Testing Start Date:	2022-12-20
Testing End Date:	2023-02-14

TÜV SÜD Certification and Testing (China) Co., Ltd. Shenzhen Branch –

Reviewed by:	Prepared by:	Tested by:
John Zhi	Warlen Song	Carry Cai
Section Manager	Project Engineer	Test Engineer

TÜV SÜD Certification and Testing (China) Co., Ltd. Shenzhen Branch
Building 12 & 13, Zhiheng Wisdomland Business Park, Guankou Erlu, Nantou, Nanshan District, Shenzhen, Guangdong, China Tel. +86 755 8828 6998, Fax: +86 755 8828 5299

7 Test setups

7.1 AC Power Line Conducted Emission test setups

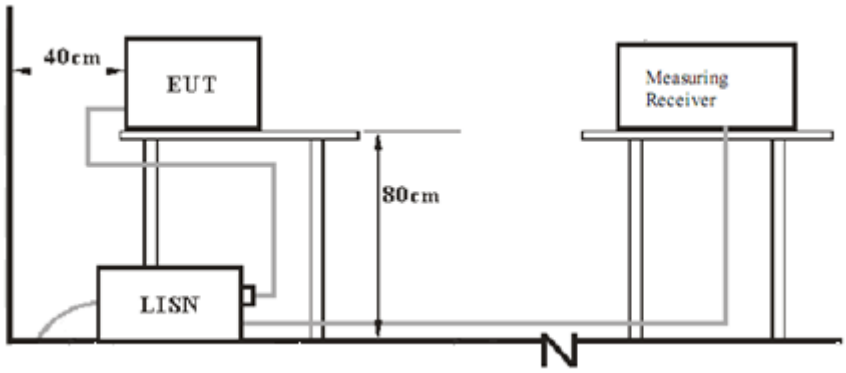

7.2 Radiated test setups

Below 1GHz

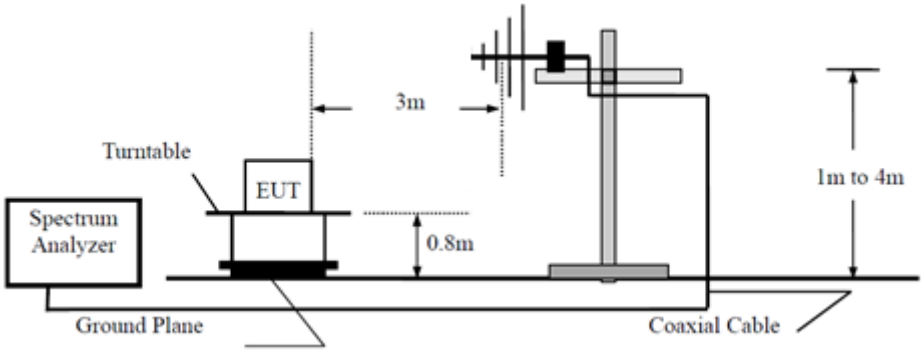

Above 1GHz

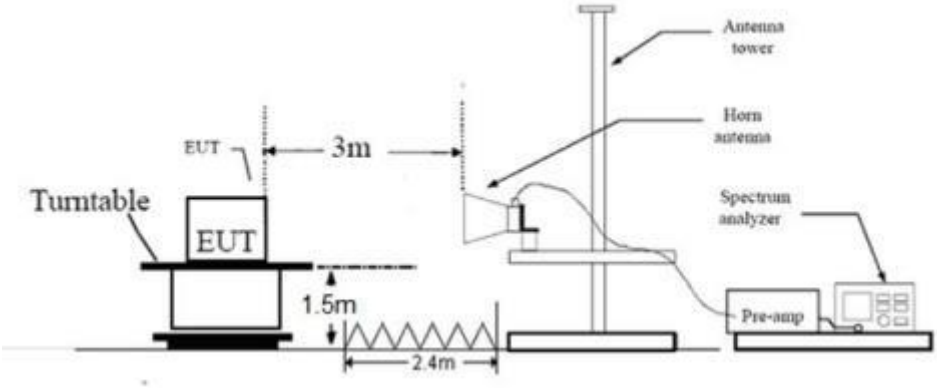

7.3 Conducted RF test setups

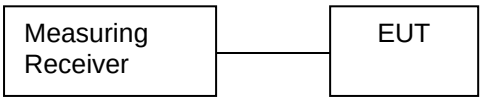

8. Systems Test Configuration

Auxiliary Equipment Used during Test:

Description	Manufacturer	Model NO.	S/N
Display	LENOVO	---	---

Cables Used During Test:

Cable	Length	Shielded/unshielded	With / without ferrite
HDMI Cable	1.0m	Unshielded	Without ferrite

In order to find the worst case condition, pre-tests are needed at the presence of different date rate. Preliminary tests have been done on all the configuration for confirming worst case. Date rate below means worst-case rate of each test item.

Band	Data Rate
802.11a	6 Mbps
802.11n HT20	MCS0
802.11n HT40	MCS0
802.11ac HT20	MCS0
802.11ac HT40	MCS0
802.11ac HT80	MCS0

The following channels

Modulation	Channel	Frequency (MHz)
802.11a / 802.11n20 / 802.11ac20	36	5180
	44	5220
	48	5240
	52	5260
	60	5300
	64	5320
	100	5500
	116	5580
	140	5700
	144	5720
	149	5745
	157	5785
	165	5825
802.11n40 / 802.11ac40	38	5190
	46	5230
	54	5270
	62	5310
	102	5510
	110	5550
	134	5670
	142	5710
	151	5755
	159	5795
802.11ac80	42	5210
	58	5290
	106	5530
	122	5610
	138	5690
	155	5775

TÜV SÜD Certification and Testing (China) Co., Ltd. Shenzhen Branch
Building 12 & 13, Zhiheng Wisdomland Business Park, Guankou Erlu, Nantou, Nanshan District, Shenzhen, Guangdong, China Tel. +86 755 8828 6998, Fax: +86 755 8828 5299

9 Technical Requirement

9.1 Conducted Emission

Test Method

1. The EUT was placed 0.4 meter from the conducting wall of the shielding room was kept at least 80 centimeters from any other grounded conducting surface.
2. Connect EUT to the power mains through a line impedance stabilization network (LISN).
3. All the support units are connecting to the other LISN.
4. The LISN provides 50 ohm coupling impedance for the measuring instrument.
5. Both sides of AC line were checked for maximum conducted interference.
6. The frequency range from 150 kHz to 30 MHz was searched.
7. Set the test-receiver system to Peak Detect Function and specified bandwidth (IF Bandwidth = 9kHz) with Maximum Hold Mode. Then measurement is also conducted by Average Detector and Quasi-Peak Detector Function respectively.

Limit

According to §15.207, conducted emissions limit as below:

Frequency MHz	QP Limit dBµV	AV Limit dBµV
0.150-0.500	66-56*	56-46*
0.500-5	56	46
5-30	60	50

Remark: “*” Decreasing linearly with logarithm of the frequency

TÜV SÜD Certification and Testing (China) Co., Ltd. Shenzhen Branch
Building 12 & 13, Zhiheng Wisdomland Business Park, Guankou Erlu, Nantou, Nanshan District, Shenzhen, Guangdong, China Tel. +86 755 8828 6998, Fax: +86 755 8828 5299

Conducted Emission

Product Type : TV Pro 300
M/N : 20-20444
Operating Condition : Transmit
Test Specification : Line
Comment : AC 120V/60Hz

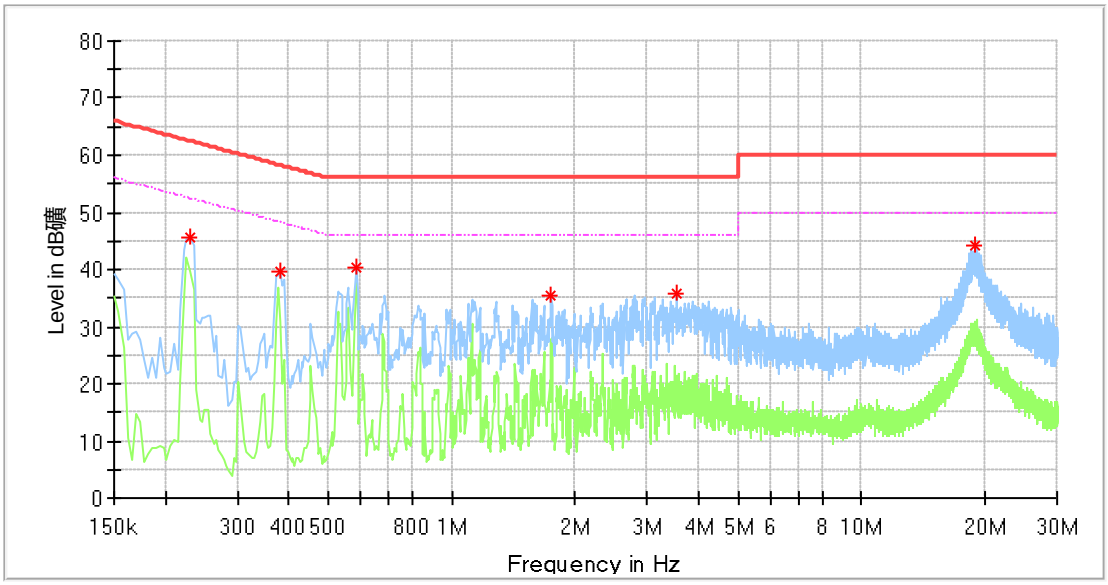

Frequency (MHz)	Max Peak (dBµV)	Average (dBµV)	Limit (dBµV)	Margin (dB)	Line	Corr. (dB)
0.230000	45.71	---	62.45	16.74	L1	10.33
0.382000	39.71	---	58.24	18.53	L1	10.35
0.586000	40.49	---	56.00	15.51	L1	10.36
1.750000	35.51	---	56.00	20.49	L1	10.40
3.534000	35.79	---	56.00	20.21	L1	10.49
18.870000	44.24	---	60.00	15.76	L1	11.20

Remark:
Max Peak= Read level + Corrector factor
Correct factor=cable loss + LISN factor

TÜV SÜD Certification and Testing (China) Co., Ltd. Shenzhen Branch
Building 12 & 13, Zhiheng Wisdomland Business Park, Guankou Erlu, Nantou, Nanshan District, Shenzhen, Guangdong, China Tel. +86 755 8828 6998, Fax: +86 755 8828 5299

Conducted Emission

Product Type : TV Pro 300
M/N : 20-20444
Operating Condition : Transmit
Test Specification : Neutral
Comment : AC 120V/60Hz

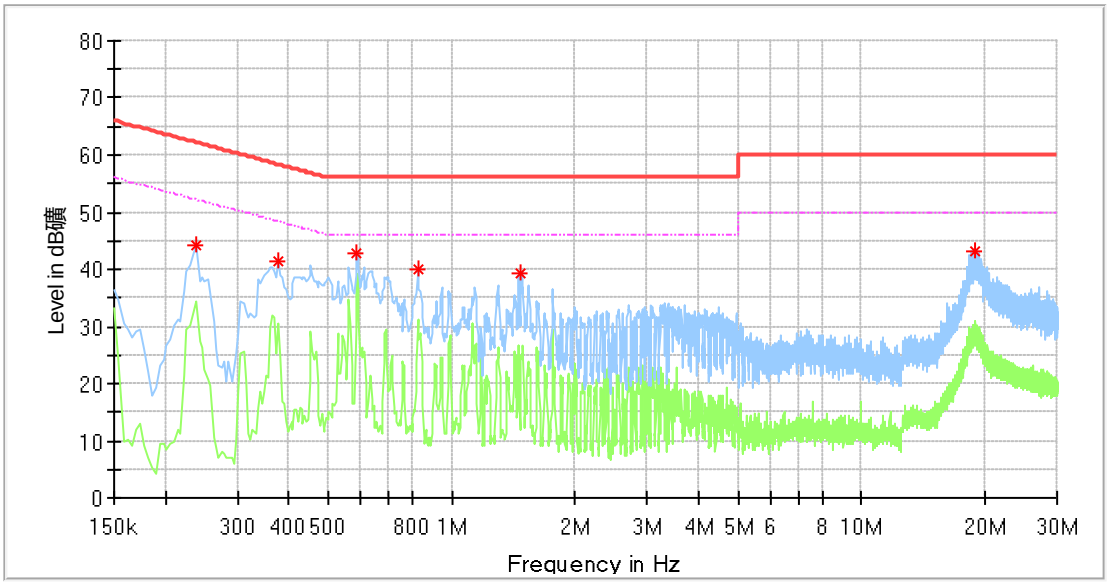

Frequency (MHz)	MaxPeak (dBµV)	Average (dBµV)	Limit (dBµV)	Margin (dB)	Line	Corr. (dB)
0.238000	44.19	---	62.17	17.98	N	10.40
0.378000	41.30	---	58.32	17.03	N	10.44
0.586000	42.88	---	56.00	13.12	N	10.48
0.826000	40.11	---	56.00	15.89	N	10.50
1.478000	39.40	---	56.00	16.60	N	10.52
18.858000	43.28	---	60.00	16.72	N	11.47

Remark:
Max Peak= Read level + Corrector factor
Correct factor=cable loss + LISN factor

TÜV SÜD Certification and Testing (China) Co., Ltd. Shenzhen Branch
Building 12 & 13, Zhiheng Wisdomland Business Park, Guankou Erlu, Nantou, Nanshan District, Shenzhen, Guangdong, China Tel. +86 755 8828 6998, Fax: +86 755 8828 5299

9.2 Emission Bandwidth

The EUT was placed on 0.8m height table, the RF output of EUT was connected to the test receiver by RF cable. The path loss was compensated to the results for each measurement.

1、Test Method of 26dB Bandwidth

According to KDB789033 D02
a) Set RBW = approximately 1% of the emission bandwidth.
b) Set the VBW > RBW.
c) Detector = Peak.
d) Trace mode = max hold.
e) Measure the maximum width of the emission that is 26 dB down from the maximum of the emission. Compare this with the RBW setting of the analyzer. Readjust RBW and repeat measurement as needed until the RBW/EBW ratio is approximately 1%.

Limit: No limit

2、Test Method of 6dB Bandwidth

According to KDB789033 D02
a) Set RBW = 100KHz
b) Set the video bandwidth (VBW) ≥ 3 × RBW
c) Detector = Peak.
d) Trace mode = max hold.
e) Sweep = auto couple.
f) Allow the trace to stabilize.
g) Measure the maximum width of the emission that is constrained by the frequencies associated with the two outermost amplitude points (upper and lower frequencies) that are attenuated by 6 dB relative to the maximum level measured in the fundamental emission.

Limit: ≥500KHz

3、Test Method of 99% Bandwidth

According to KDB789033 D02
a) Set center frequency to the nominal EUT channel center frequency
b) Set span = 1.5 times to 5.0 times the OBW.
c) Set RBW = 1 % to 5 % of the OBW
d) Set VBW ≥ 3 · RBW
e) Video averaging is not permitted. Where practical, a sample detection and single sweep mode shall be used. Otherwise, peak detection and max hold mode (until the trace stabilizes) shall be used.
f) Use the 99 % power bandwidth function of the instrument (if available).
g) If the instrument does not have a 99 % power bandwidth function, the trace data points are recovered and directly summed in power units. The recovered amplitude data points, beginning at the lowest frequency, are placed in a running sum until 0.5 % of the total is reached; that frequency is recorded as the lower frequency. The process is repeated until 99.5 % of the total is reached; that frequency is recorded as the upper frequency. The 99% occupied bandwidth is the difference between these two frequencies.

Limit: No limit

TÜV SÜD Certification and Testing (China) Co., Ltd. Shenzhen Branch
Building 12 & 13, Zhiheng Wisdomland Business Park, Guankou Erlu, Nantou, Nanshan District, Shenzhen, Guangdong, China Tel. +86 755 8828 6998, Fax: +86 755 8828 5299

Test result as below table:

IEEE 802.11a modulation Test Result

Band	Channel	Channel Frequency (MHz)	Measured 99% Bandwidth (MHz)		Measured 26dB Bandwidth (MHz)		Measured 6dB Bandwidth (MHz)	
			Ant0	Ant1	Ant0	Ant1	Ant0	Ant1
U-NII-1	Low	5180	17.463	17.502	23.440	23.080	N/A	N/A
	Middle	5220	17.502	17.383	23.080	22.600	N/A	N/A
	High	5240	17.542	17.542	23.120	23.000	N/A	N/A
U-NII-2A	Low	5260	17.463	17.383	23.400	22.920	N/A	N/A
	Middle	5300	17.542	17.502	23.040	23.040	N/A	N/A
	High	5320	17.463	17.423	23.320	22.920	N/A	N/A
U-NII-2C	Low	5500	17.542	17.502	23.400	22.680	N/A	N/A
	Middle	5600	17.502	17.463	23.080	22.480	N/A	N/A
	High	5700	17.502	17.542	23.280	22.960	N/A	N/A
		5720	17.463	17.502	23.600	23.360	N/A	N/A
		5720_UNII-2C	13.671	13.791	16.640	16.680	N/A	N/A
U-NII-3	Low	5720_UNII-3	3.791	3.711	6.960	6.680	N/A	N/A
	Middle	5745	17.502	17.542	N/A	N/A	15.200	15.240
		5785	17.463	17.542	N/A	N/A	15.960	15.240
	High	5825	17.463	17.582	N/A	N/A	15.200	15.240

TÜV SÜD Certification and Testing (China) Co., Ltd. Shenzhen Branch
Building 12 & 13, Zhiheng Wisdomland Business Park, Guankou Erlu, Nantou, Nanshan District, Shenzhen, Guangdong, China Tel. +86 755 8828 6998, Fax: +86 755 8828 5299

IEEE 802.11n-HT20 modulation Test Result

Band	Channel	Channel Frequency (MHz)	Measured 99% Bandwidth (MHz)		Measured 26dB Bandwidth (MHz)		Measured 6dB Bandwidth (MHz)	
			Ant0	Ant1	Ant0	Ant1	Ant0	Ant1
U-NII-1	Low	5180	18.382	18.382	23.360	23.080	N/A	N/A
	Middle	5220	18.342	18.342	23.120	22.760	N/A	N/A
	High	5240	18.422	18.462	23.240	23.360	N/A	N/A
U-NII-2A	Low	5260	18.382	18.342	23.560	23.320	N/A	N/A
	Middle	5300	18.422	18.422	23.200	23.080	N/A	N/A
	High	5320	18.342	18.342	23.440	22.760	N/A	N/A
U-NII-2C	Low	5500	18.501	18.422	23.400	23.000	N/A	N/A
	Middle	5600	18.382	18.462	24.040	22.360	N/A	N/A
	High	5700	18.382	18.422	23.400	23.280	N/A	N/A
		5720	18.342	18.422	23.120	23.320	N/A	N/A
		5720_UNII-2C	14.151	14.231	16.680	16.600	N/A	N/A
U-NII-3	Low	5720_UNII-3	4.191	4.191	6.440	6.720	N/A	N/A
	Middle	5745	18.382	18.382	N/A	N/A	15.200	15.240
		5785	18.342	18.462	N/A	N/A	15.200	15.240
	High	5825	18.342	18.462	N/A	N/A	15.200	15.240

IEEE 802.11n-HT40 modulation Test Result

Band	Channel	Channel Frequency (MHz)	Measured 99% Bandwidth (MHz)		Measured 26dB Bandwidth (MHz)		Measured 6dB Bandwidth (MHz)	
			Ant0	Ant1	Ant0	Ant1	Ant0	Ant1
U-NII-1	Low	5190	36.204	36.364	43.920	43.520	N/A	N/A
	High	5230	36.444	36.364	44.640	44.400	N/A	N/A
U-NII-2A	Low	5270	36.204	36.284	43.360	43.200	N/A	N/A
	High	5310	36.364	36.364	43.440	43.760	N/A	N/A
U-NII-2C	Low	5510	36.284	36.444	43.600	43.680	N/A	N/A
	Middle	5550	36.364	36.364	43.760	42.960	N/A	N/A
	High	5670	36.364	36.364	43.600	43.840	N/A	N/A
		5710	36.364	36.444	43.760	44.880	N/A	N/A
		5710_UNII-2C	33.142	33.142	36.760	37.640	N/A	N/A
U-NII-3	Low	5710_UNII-3	3.222	3.302	7.000	7.240	N/A	N/A
	Middle	5755	36.444	36.444	N/A	N/A	35.200	35.200
	High	5795	36.364	36.444	N/A	N/A	35.280	35.280

IEEE 802.11ac-VHT20 modulation Test Result

Band	Channel	Channel Frequency (MHz)	Measured 99% Bandwidth (MHz)		Measured 26dB Bandwidth (MHz)		Measured 6dB Bandwidth (MHz)	
			Ant0	Ant1	Ant0	Ant1	Ant0	Ant1
U-NII-1	Low	5180	18.342	18.342	23.000	45.760	N/A	N/A
	Middle	5220	18.302	18.382	22.920	44.480	N/A	N/A
	High	5240	18.462	18.501	23.240	22.800	N/A	N/A
U-NII-2A	Low	5260	18.342	18.302	22.920	22.720	N/A	N/A
	Middle	5300	18.422	18.382	23.080	23.320	N/A	N/A
	High	5320	18.302	18.382	23.400	23.120	N/A	N/A
U-NII-2C	Low	5500	18.462	18.422	23.440	23.320	N/A	N/A
	Middle	5600	18.342	18.342	23.400	22.920	N/A	N/A
	High	5700	18.422	18.382	22.880	23.080	N/A	N/A
		5720	18.342	18.382	22.720	22.280	N/A	N/A
		5720_UNII-2C	14.111	14.191	16.360	23.360	N/A	N/A
U-NII-3	Low	5720_UNII-3	4.231	4.191	6.360	23.320	N/A	N/A
	Middle	5745	18.422	18.462	N/A	N/A	15.200	15.200
		5785	18.382	18.422	N/A	N/A	15.200	15.200
	High	5825	18.342	18.382	N/A	N/A	15.200	15.200

IEEE 802.11ac-VHT40 modulation Test Result

Band	Channel	Channel Frequency (MHz)	Measured 99% Bandwidth (MHz)		Measured 26dB Bandwidth (MHz)		Measured 6dB Bandwidth (MHz)	
			Ant0	Ant1	Ant0	Ant1	Ant0	Ant1
U-NII-1	Low	5190	36.284	36.284	43.200	43.680	N/A	N/A
	High	5230	36.444	36.444	44.800	44.400	N/A	N/A
U-NII-2A	Low	5270	36.204	36.204	43.120	44.160	N/A	N/A
	High	5310	36.364	36.364	43.840	43.600	N/A	N/A
U-NII-2C	Low	5510	36.284	36.364	43.520	43.920	N/A	N/A
	Middle	5550	36.364	36.364	43.840	43.520	N/A	N/A
	High	5670	36.284	36.284	43.200	44.400	N/A	N/A
		5710	36.284	36.364	43.360	45.120	N/A	N/A
		5710_UNII-2C	33.062	33.142	36.600	37.080	N/A	N/A
U-NII-3	Low	5710_UNII-3	3.222	3.222	6.760	8.040	N/A	N/A
	Middle	5755	36.364	36.444	N/A	N/A	35.200	35.200
	High	5795	36.284	36.444	N/A	N/A	35.280	35.280

IEEE 802.1ac-VHT80 modulation Test Result

Band	Channel	Channel Frequency (MHz)	Measured 99% Bandwidth (MHz)		Measured 26dB Bandwidth (MHz)		Measured 6dB Bandwidth (MHz)	
			Ant0	Ant1	Ant0	Ant1	Ant0	Ant1
U-NII-1	Low	5210	75.445	75.285	86.080	87.520	N/A	N/A
U-NII-2A	High	5290	75.445	75.285	86.080	84.800	N/A	N/A
U-NII-2C	Low	5530	75.125	75.125	86.240	85.920	N/A	N/A
	Middle	5610	75.285	75.445	85.600	88.000	N/A	N/A
	High	5690	75.285	75.445	86.400	91.680	N/A	N/A
		5690_UNII-2C	72.562	72.722	78.040	81.400	N/A	N/A
U-NII-3	Low	5690_UNII-3	2.722	2.7220	8.360	10.280	N/A	N/A
	High	5775	75.285	75.445	N/A	N/A	75.520	75.520

Remark: “N/A” means “Not Applicable”

TÜV SÜD Certification and Testing (China) Co., Ltd. Shenzhen Branch
Building 12 & 13, Zhiheng Wisdomland Business Park, Guankou Erlu, Nantou, Nanshan District, Shenzhen, Guangdong, China Tel. +86 755 8828 6998, Fax: +86 755 8828 5299

26dB Bandwidth:

11A_Ant0_5180

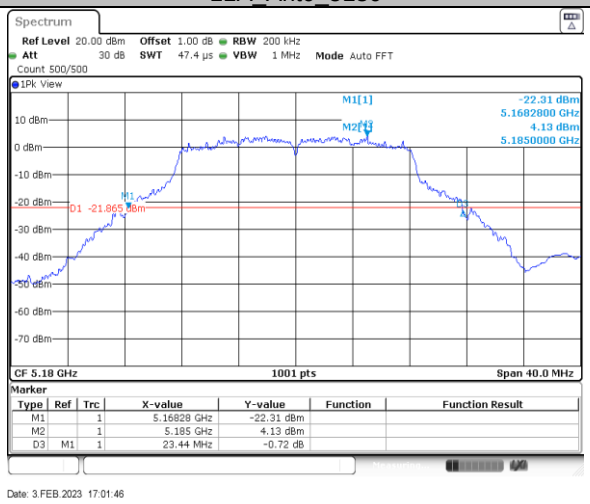

11A_Ant0_5200

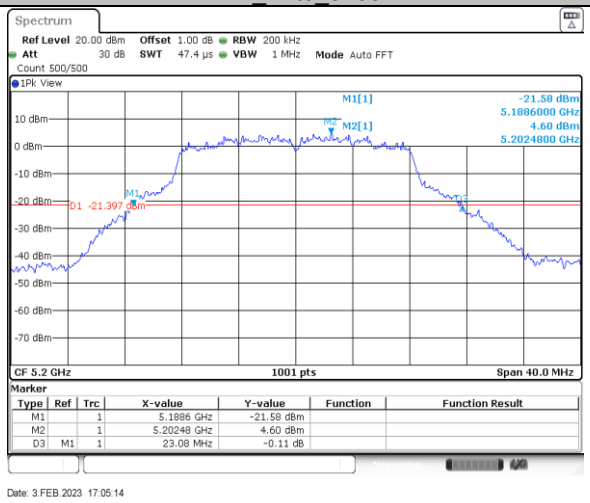

11A_Ant0_5240

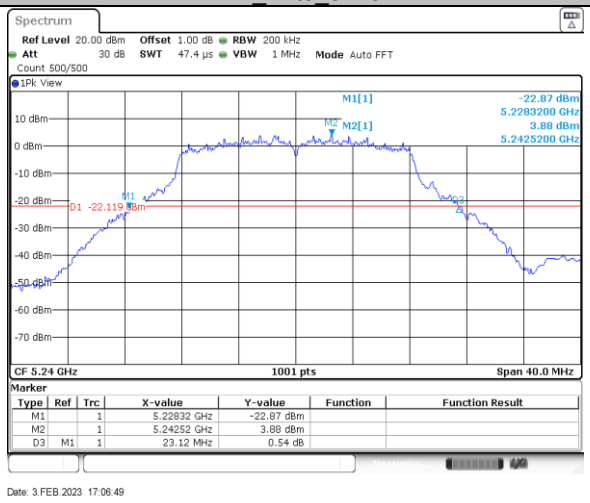

11A_Ant0_5260

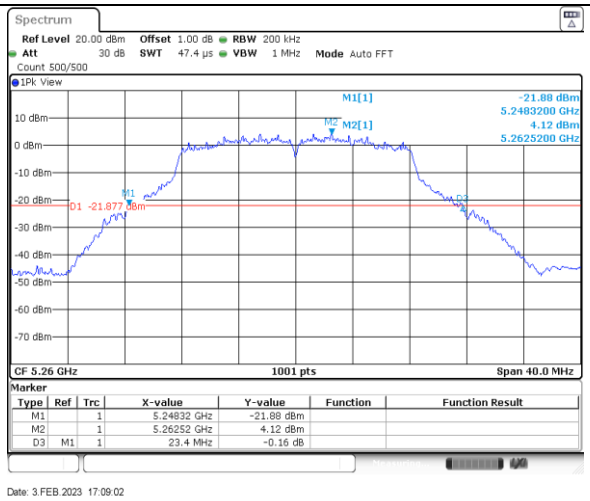

11A_Ant0_5280

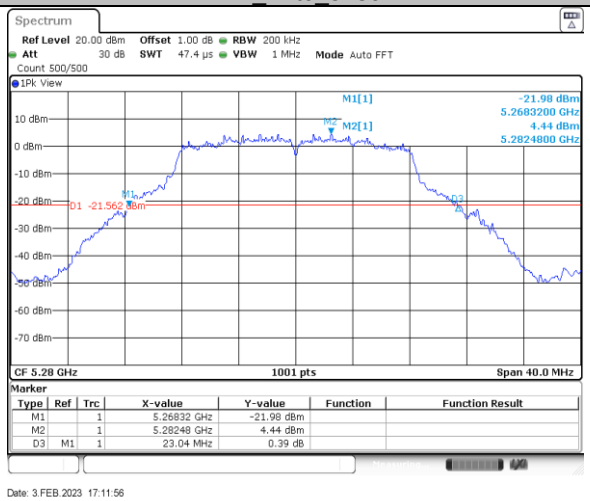

11A_Ant0_5320

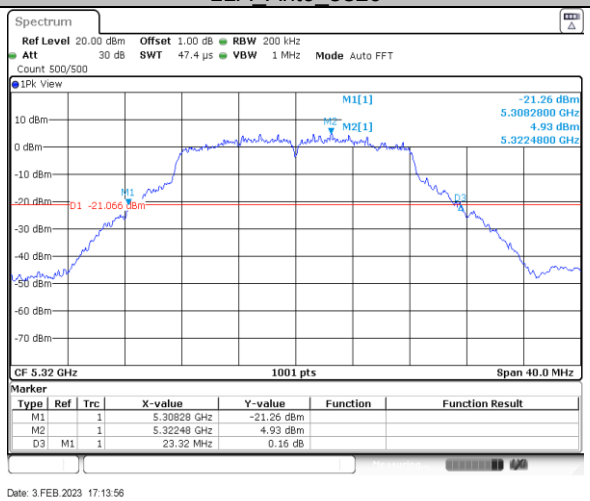

11A_Ant0_5500

TÜV SÜD Certification and Testing (China) Co., Ltd. Shenzhen Branch
Building 12 & 13, Zhiheng Wisdomland Business Park, Guankou Erlu, Nantou, Nanshan District, Shenzhen, Guangdong, China Tel. +86 755 8828 6998, Fax: +86 755 8828 5299

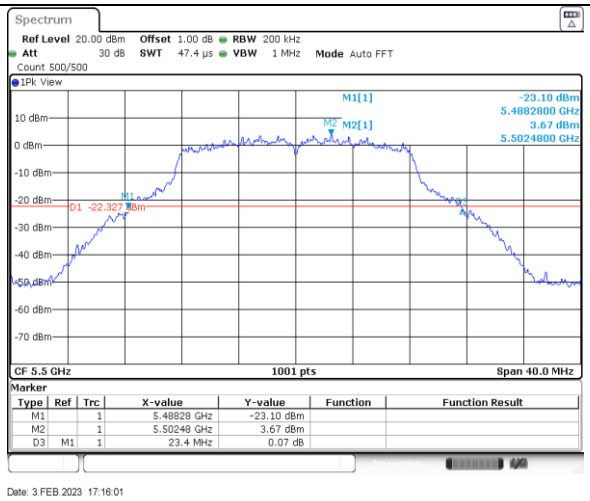

11A_Ant0_5580

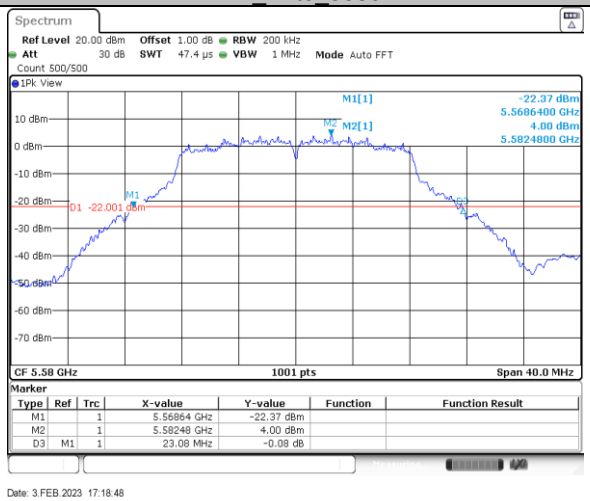

11A_Ant0_5700

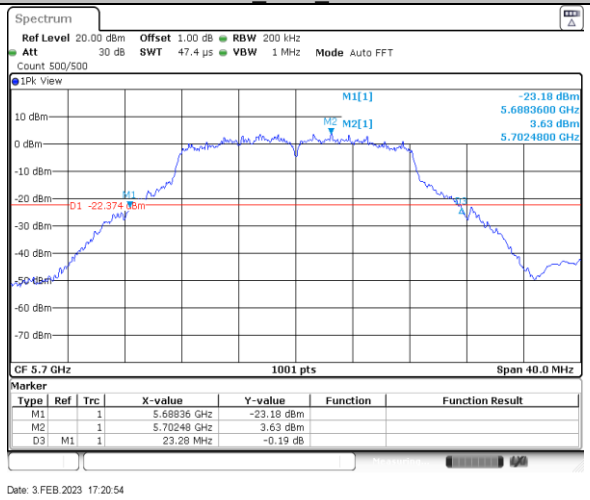

11A_Ant0_5720

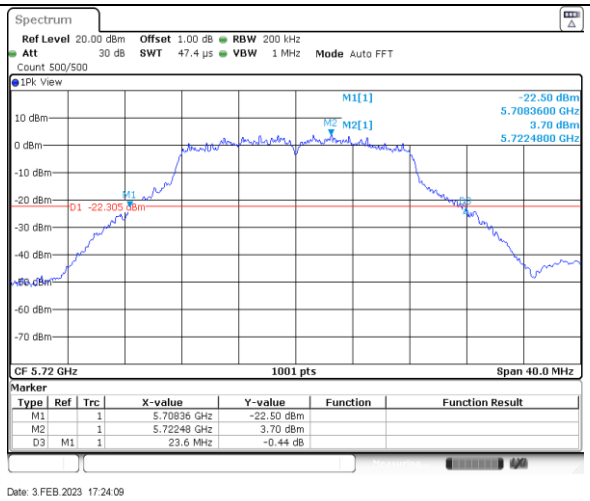

11N20SISO_Ant0_5180

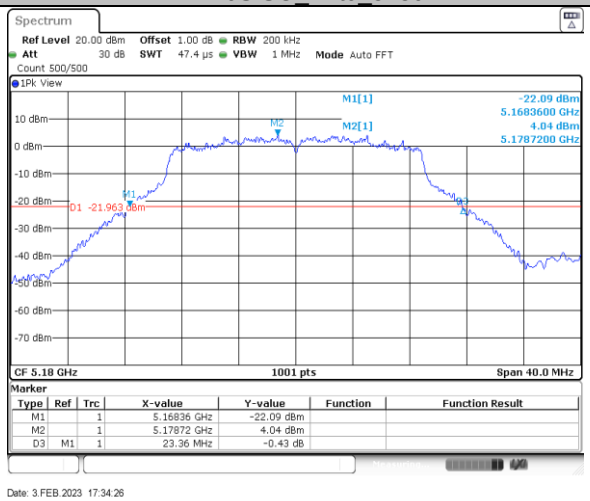

11N20SISO_Ant0_5200

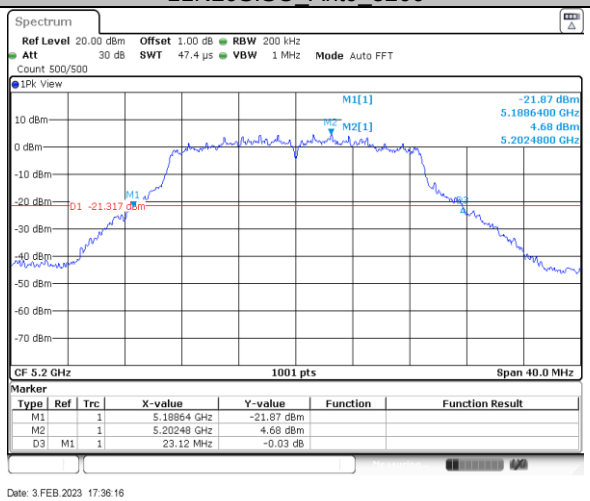

11N20SISO_Ant0_5240

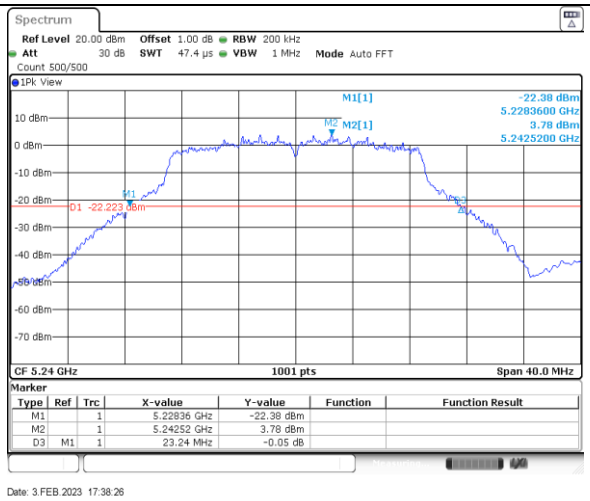

11N20SISO_Ant0_5260

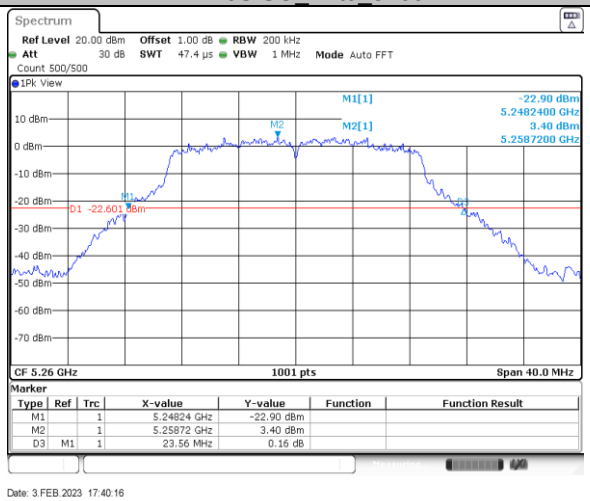

11N20SISO_Ant0_5280

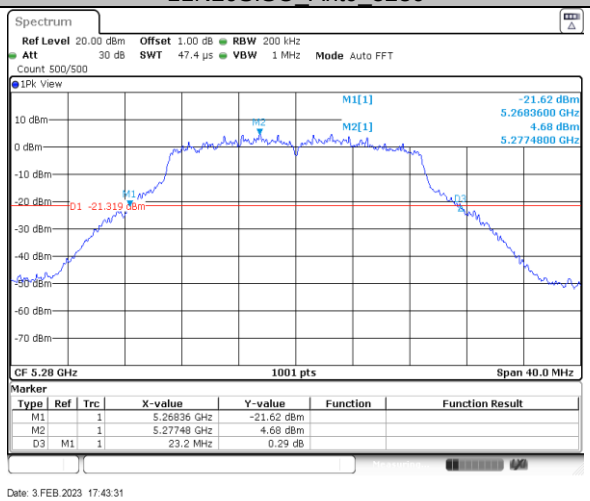

11N20SISO_Ant0_5320

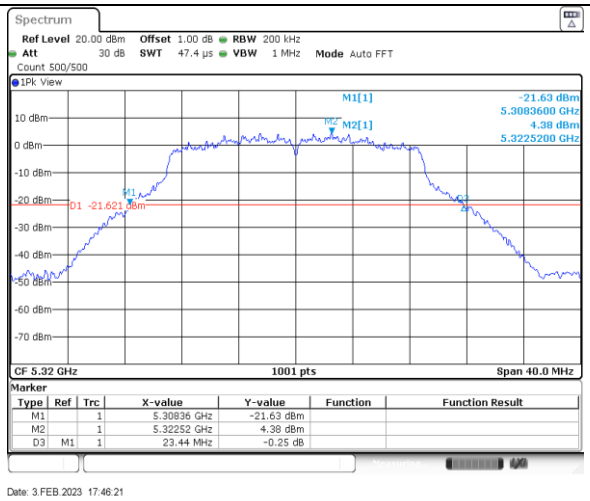

11N20SISO_Ant0_5500

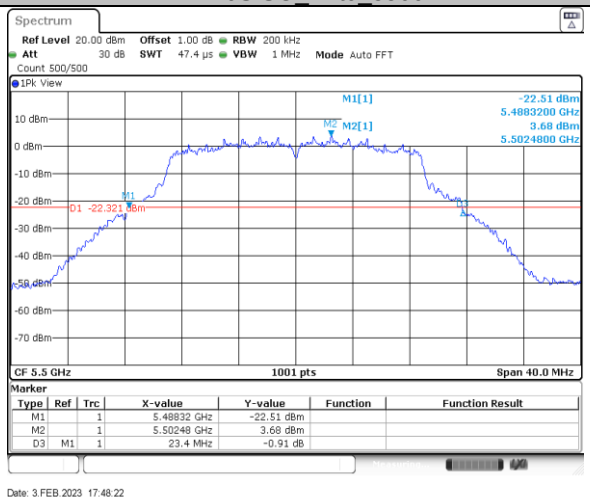

11N20SISO_Ant0_5580

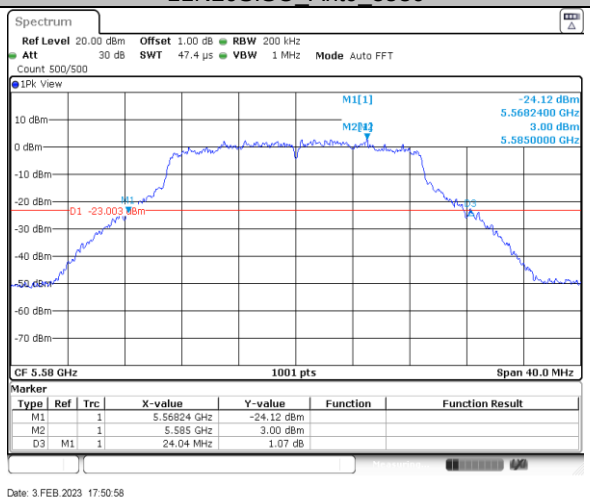

11N20SISO_Ant0_5700

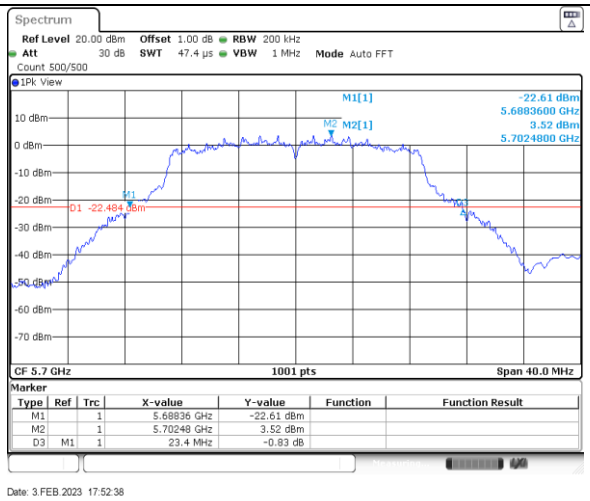

11N20SISO_Ant0_5720

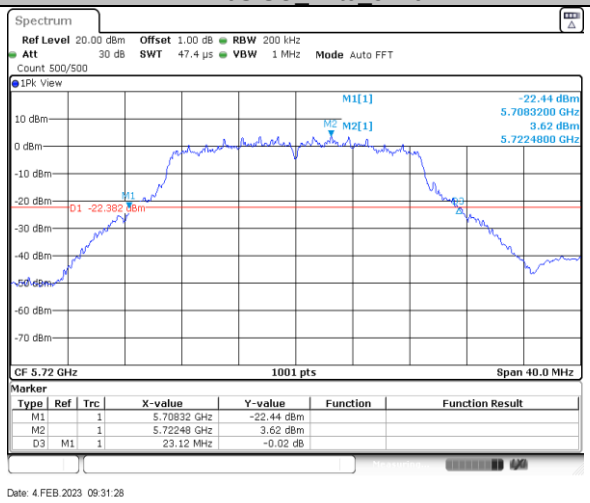

11N40SISO_Ant0_5190

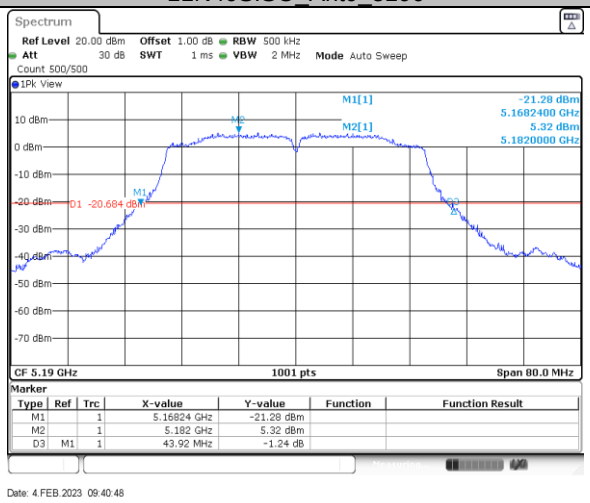

11N40SISO_Ant0_5230

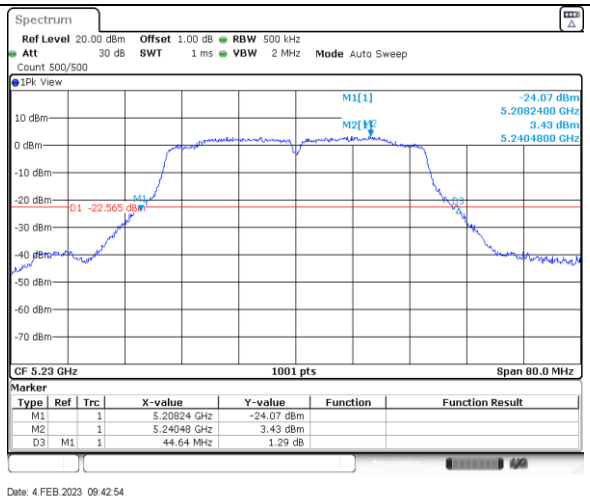

11N40SISO_Ant0_5270

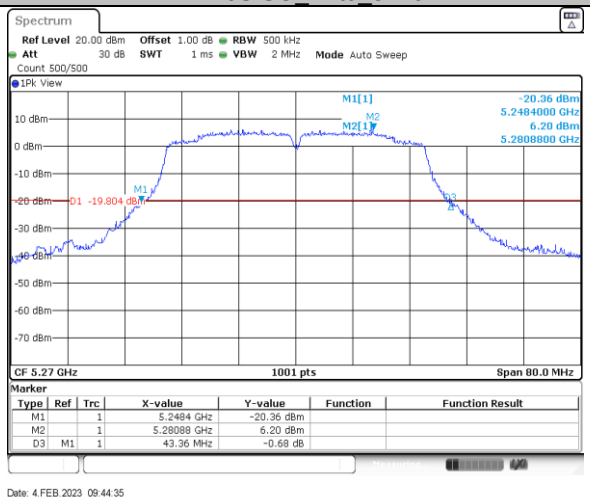

11N40SISO_Ant0_5310

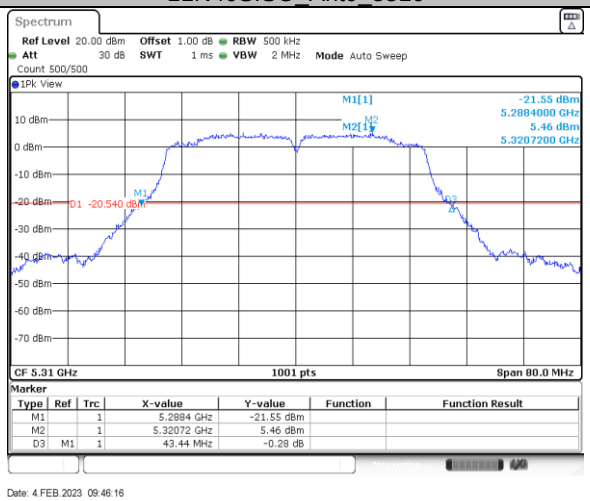

11N40SISO_Ant0_5510

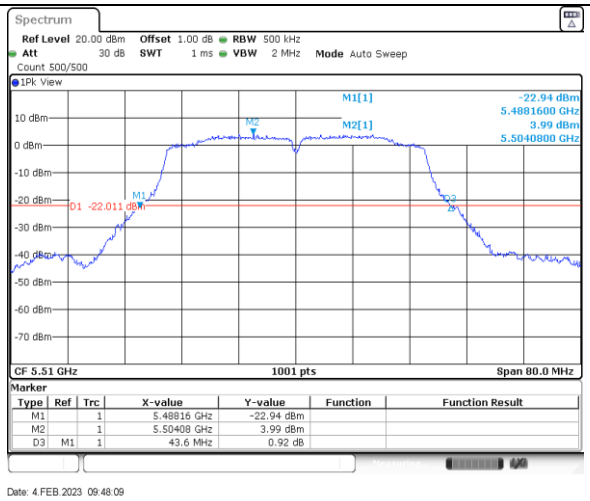

11N40SISO_Ant0_5550

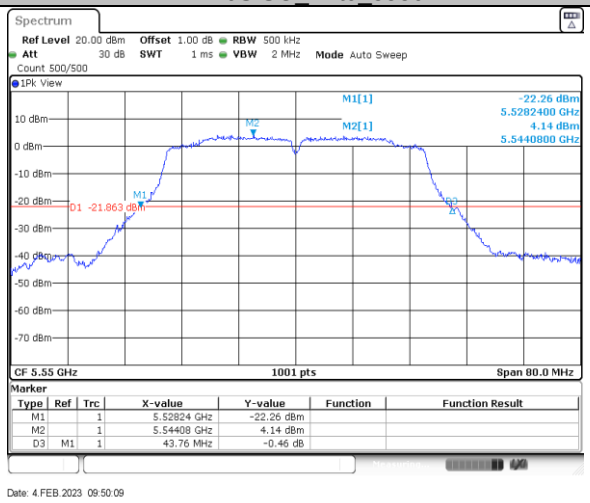

11N40SISO_Ant0_5670

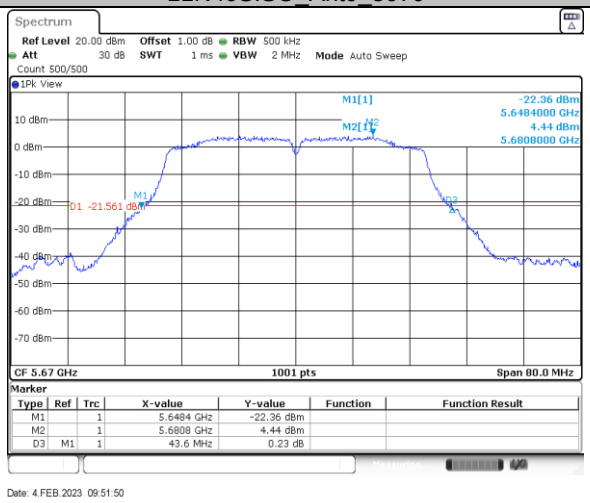

11N40SISO_Ant0_5710

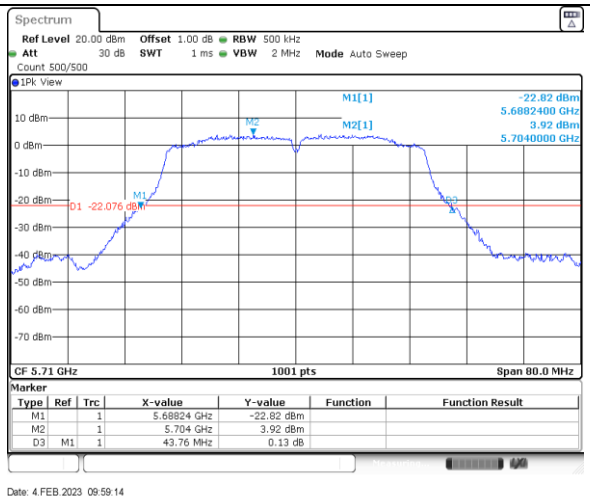

11AC20SISO_Ant0_5180

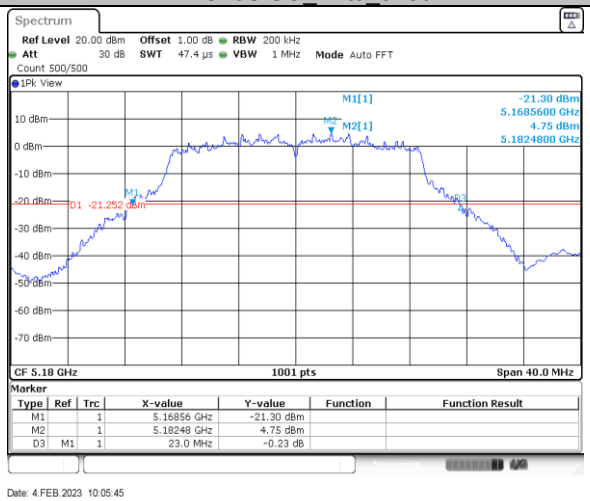

11AC20SISO_Ant0_5200

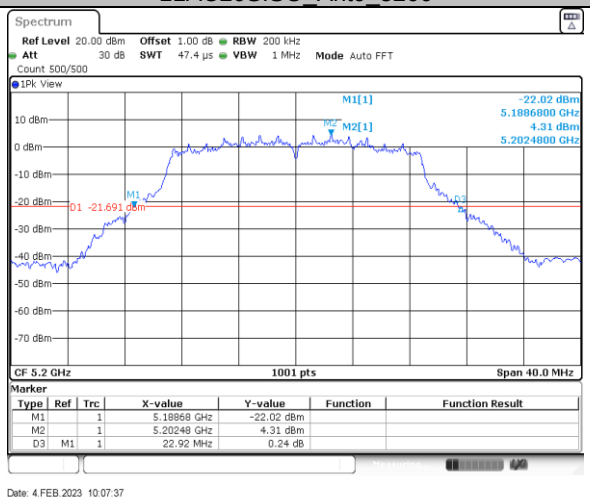

11AC20SISO_Ant0_5240

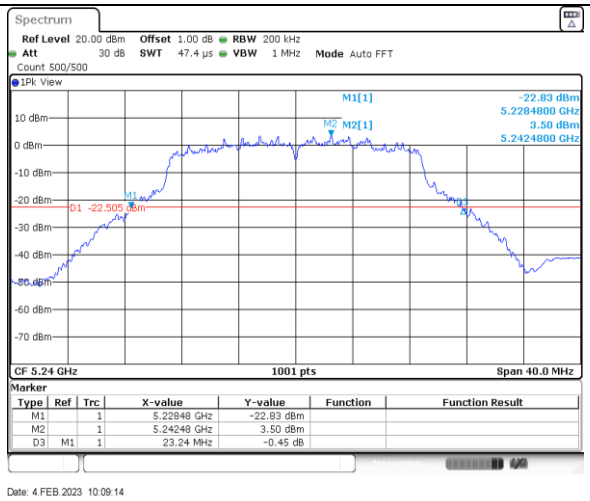

11AC20SISO_Ant0_5260

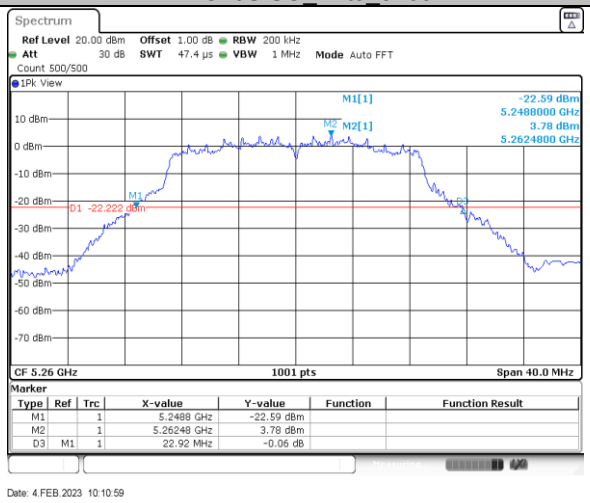

11AC20SISO_Ant0_5280

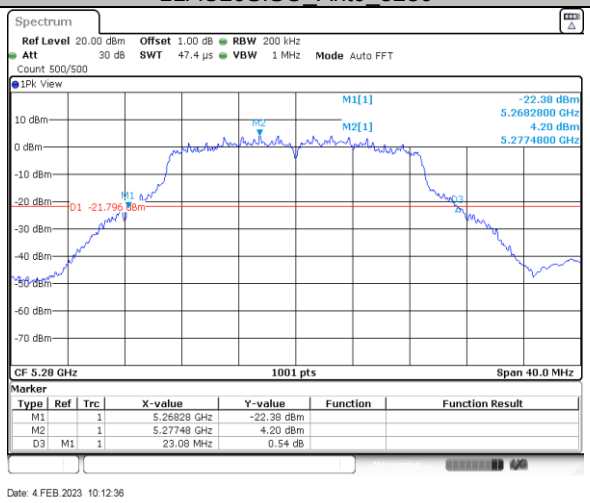

11AC20SISO_Ant0_5320

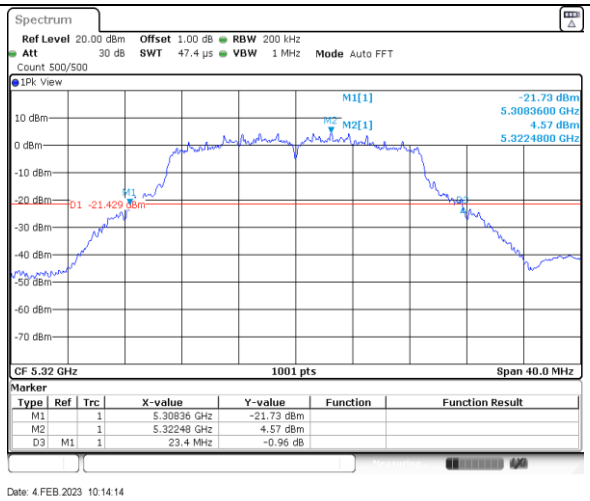

11AC20SISO_Ant0_5500

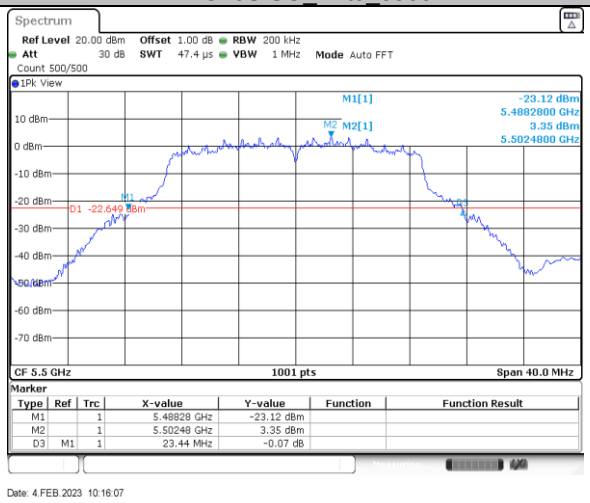

11AC20SISO_Ant0_5580

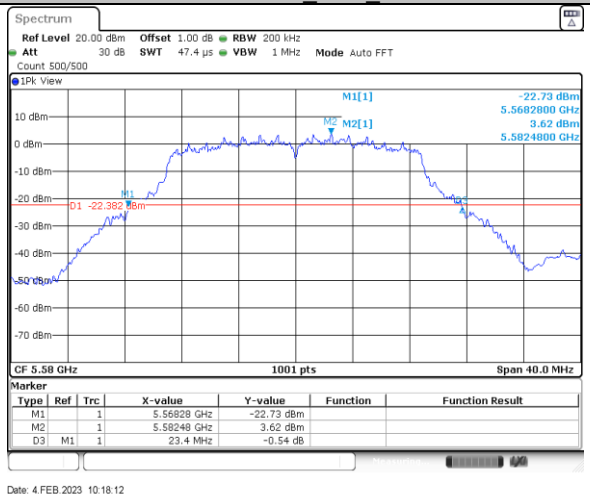

11AC20SISO_Ant0_5700

TÜV SÜD Certification and Testing (China) Co., Ltd. Shenzhen Branch
Building 12 & 13, Zhiheng Wisdomland Business Park, Guankou Erlu, Nantou, Nanshan District, Shenzhen, Guangdong, China Tel. +86 755 8828 6998, Fax: +86 755 8828 5299

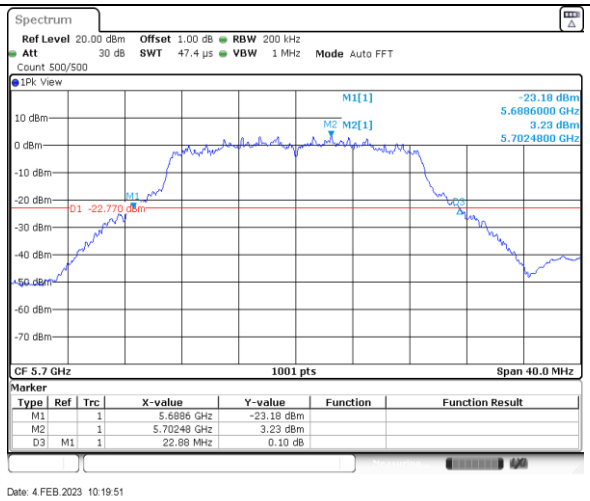

11AC20SISO_Ant0_5720

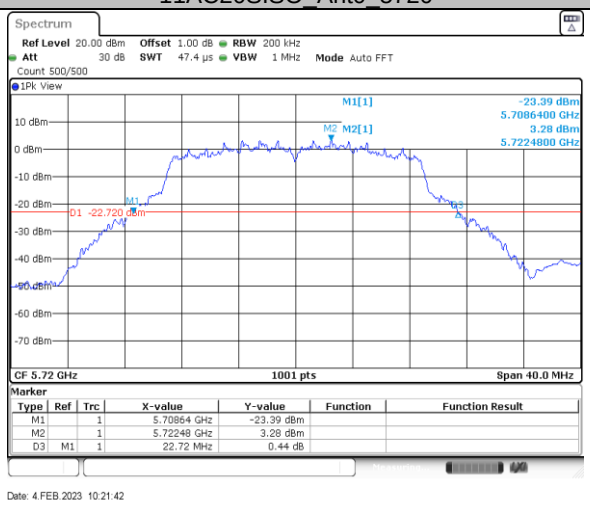

11AC40SISO_Ant0_5190

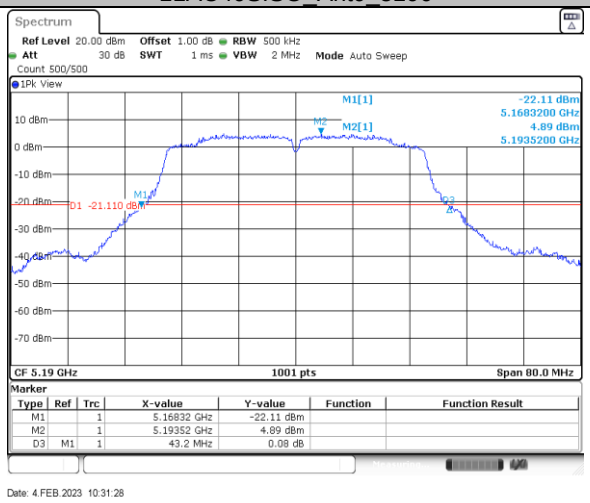

11AC40SISO_Ant0_5230

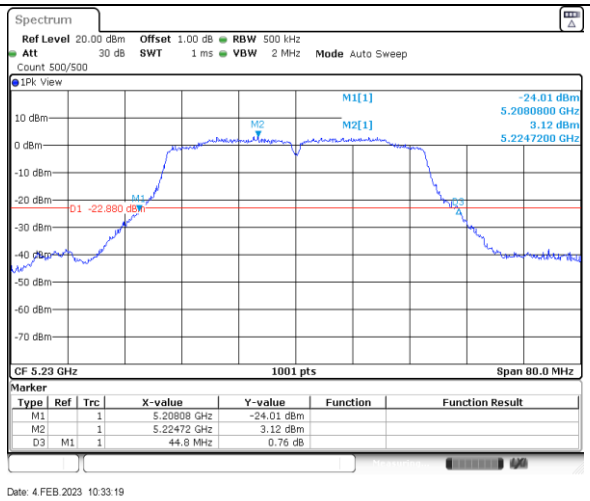

11AC40SISO_Ant0_5270

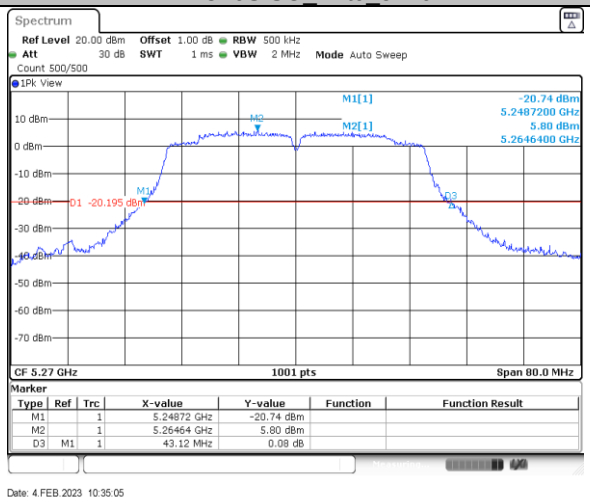

11AC40SISO_Ant0_5310

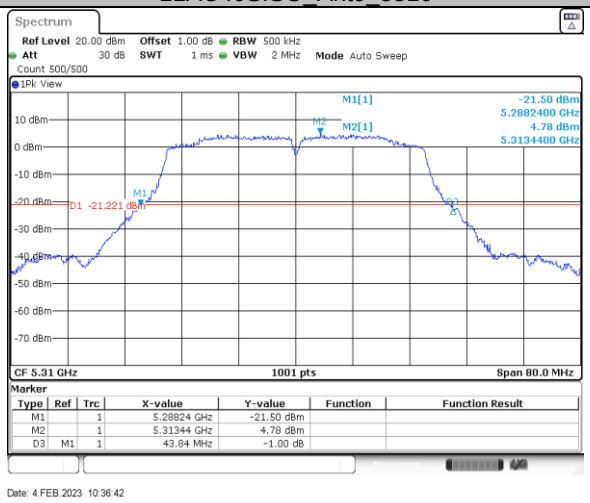

11AC40SISO_Ant0_5510

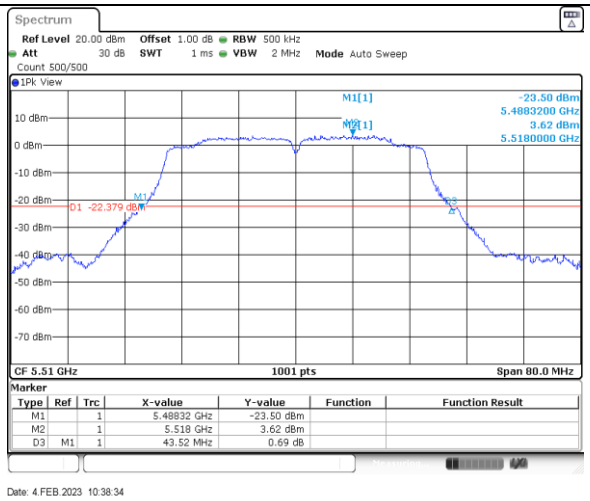

11AC40SISO_Ant0_5550

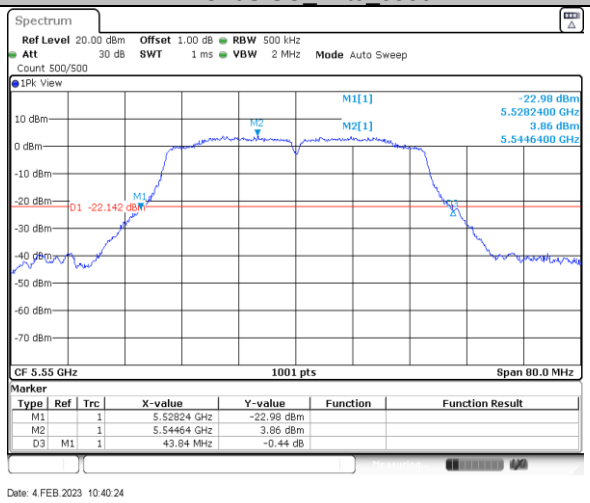

11AC40SISO_Ant0_5670

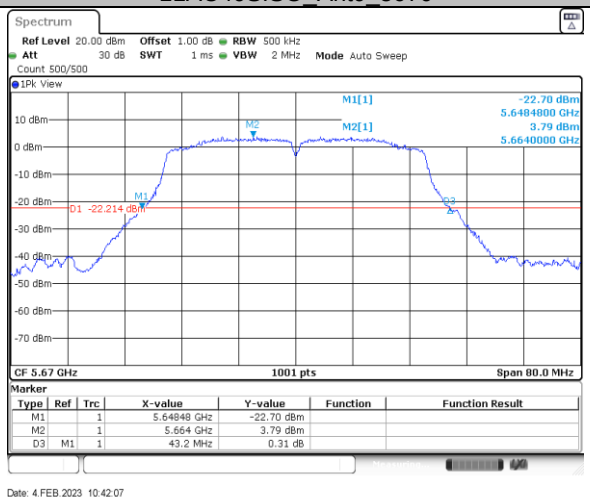

11AC40SISO_Ant0_5710

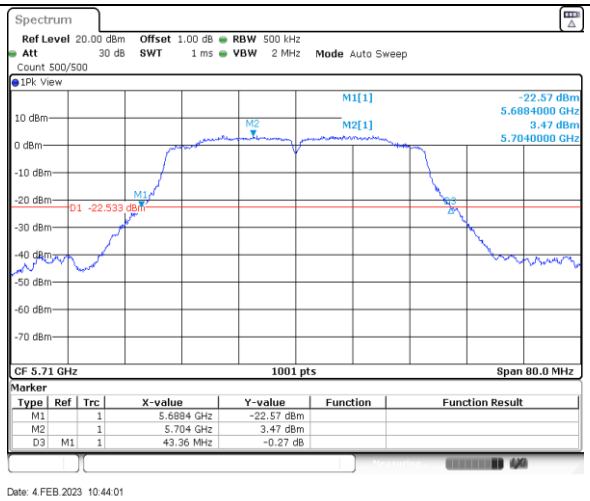

11AC80SISO_Ant0_5210

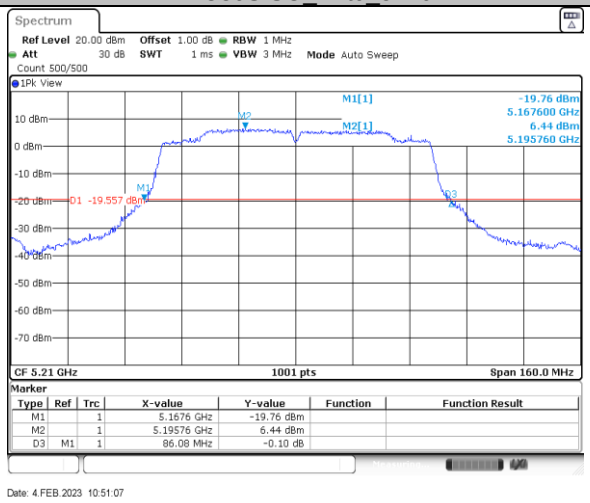

11AC80SISO_Ant0_5290

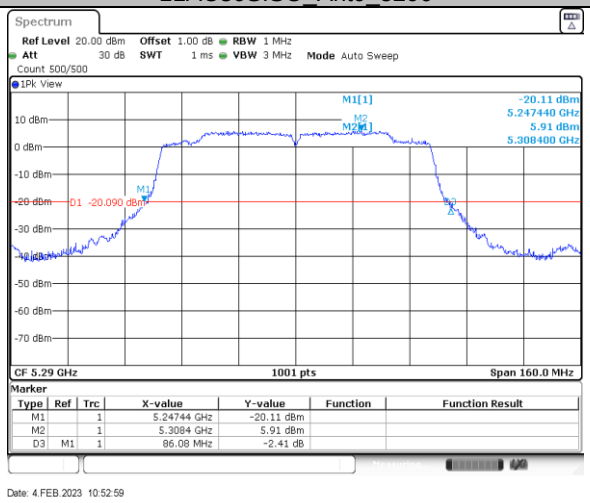

11AC80SISO_Ant0_5530

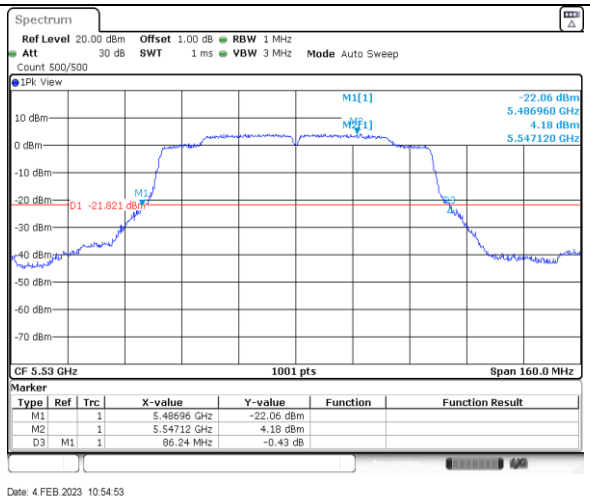

11AC80SISO_Ant0_5610

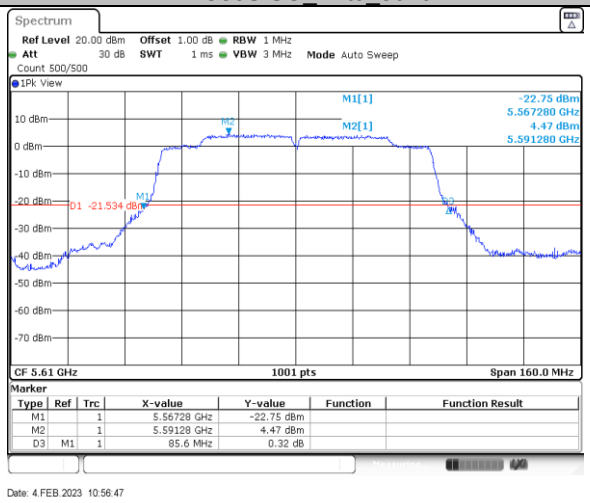

11AC80SISO_Ant0_5690

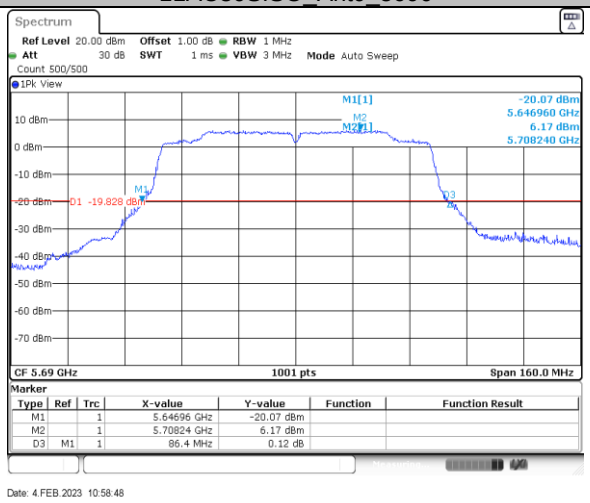

11A_Ant1_5180

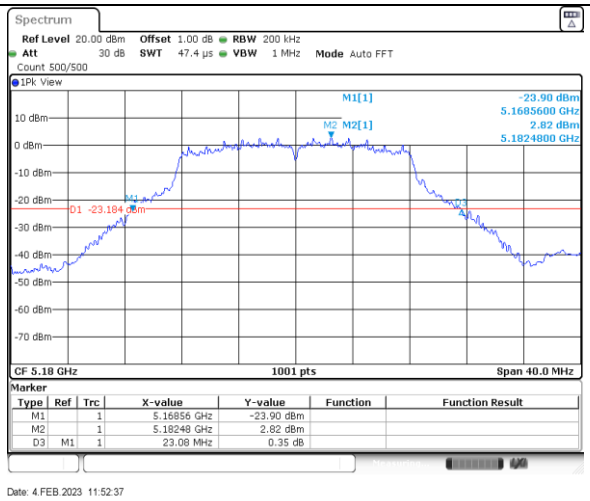

11A_Ant1_5200

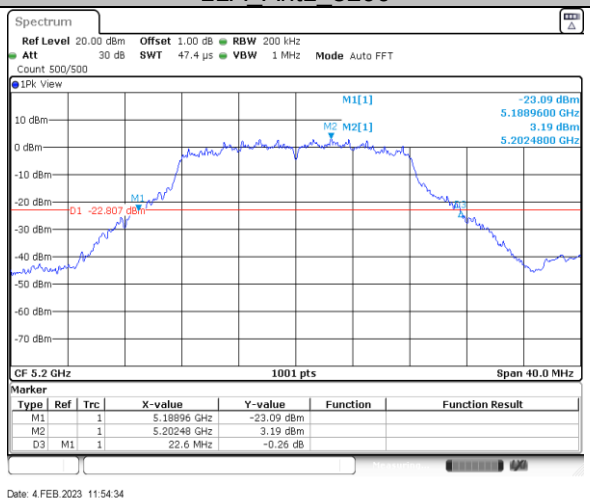

11A_Ant1_5240

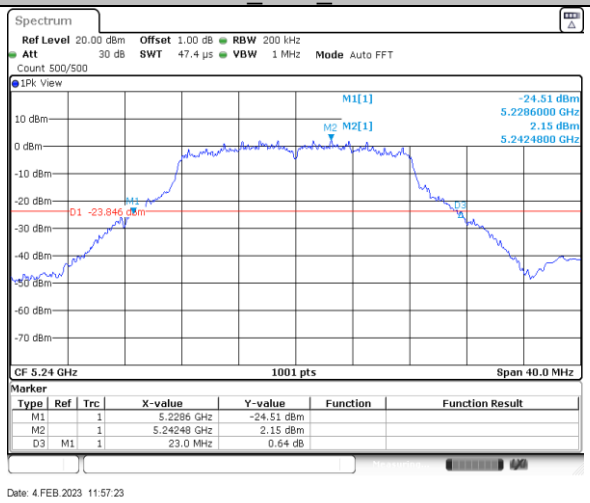

11A_Ant1_5260

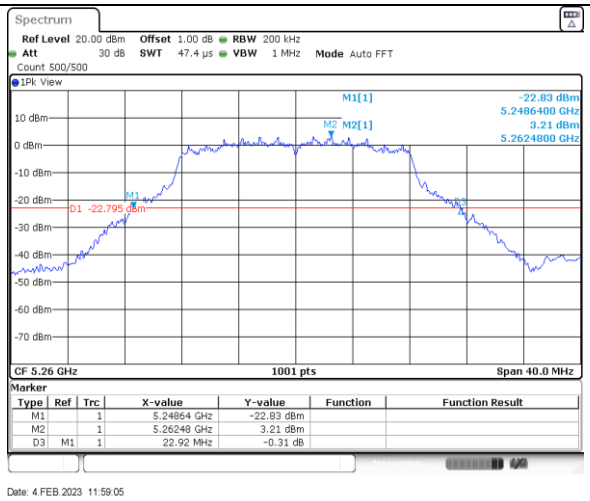

11A_Ant1_5280

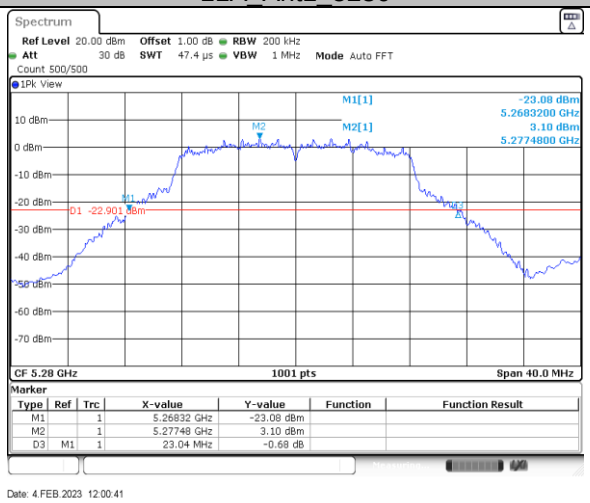

11A_Ant1_5320

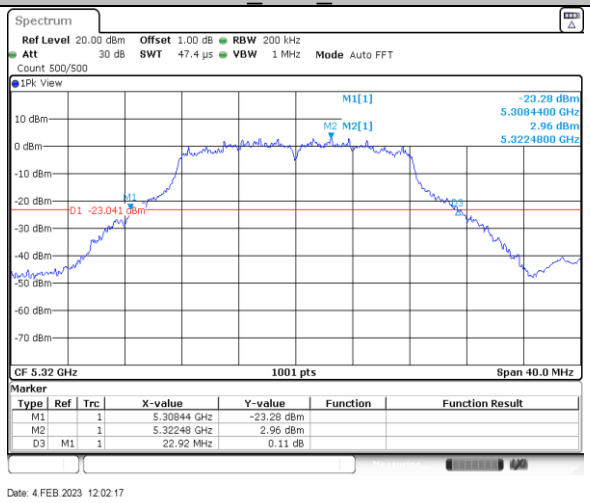

11A_Ant1_5500

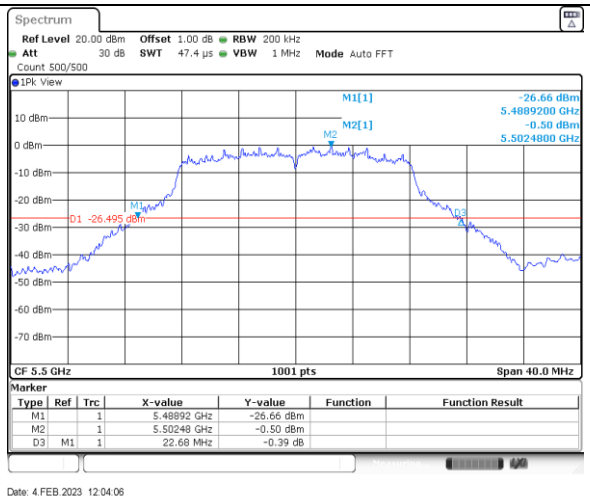

11A_Ant1_5580

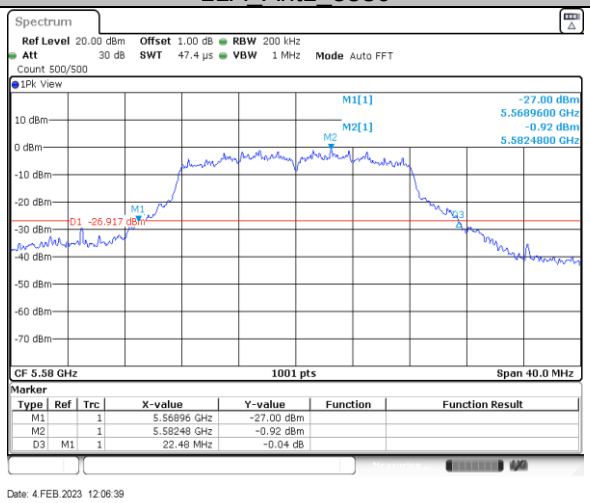

11A_Ant1_5700

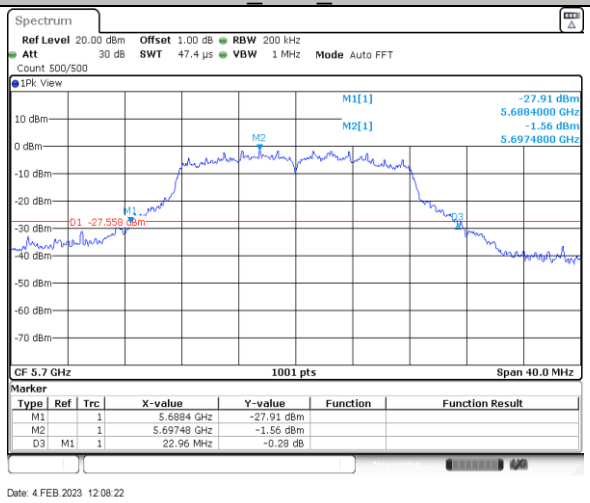

11A_Ant1_5720

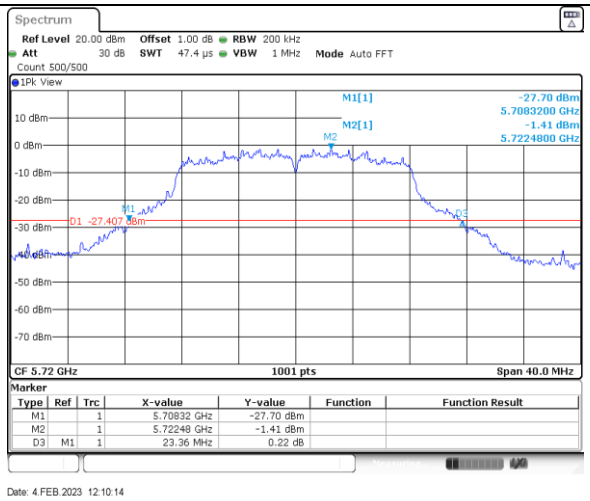

11N20SISO_Ant1_5180

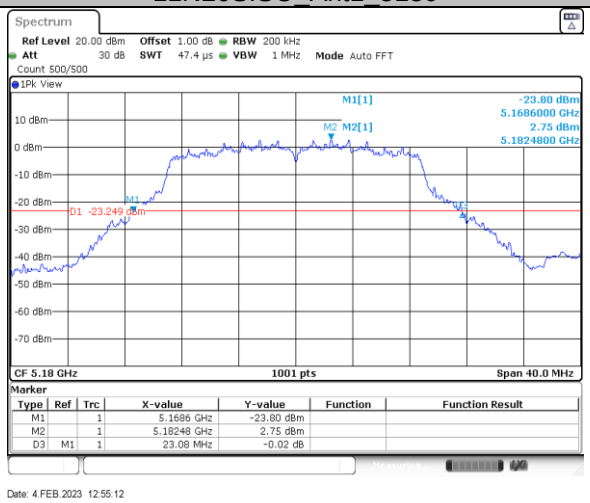

11N20SISO_Ant1_5200

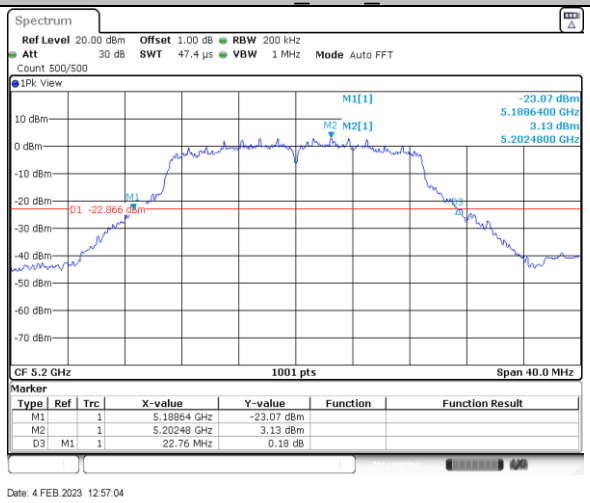

11N20SISO_Ant1_5240

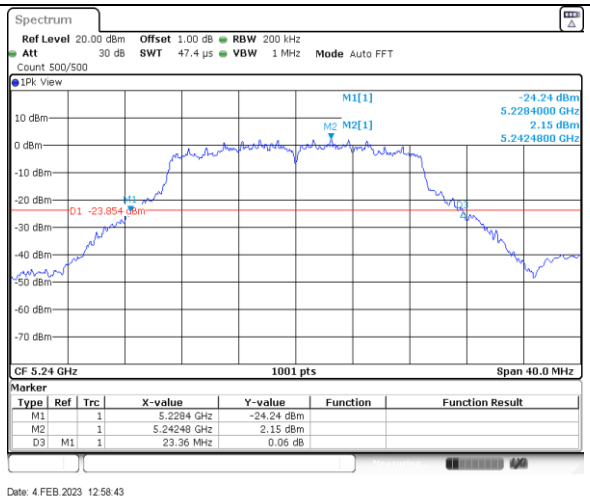

11N20SISO_Ant1_5260

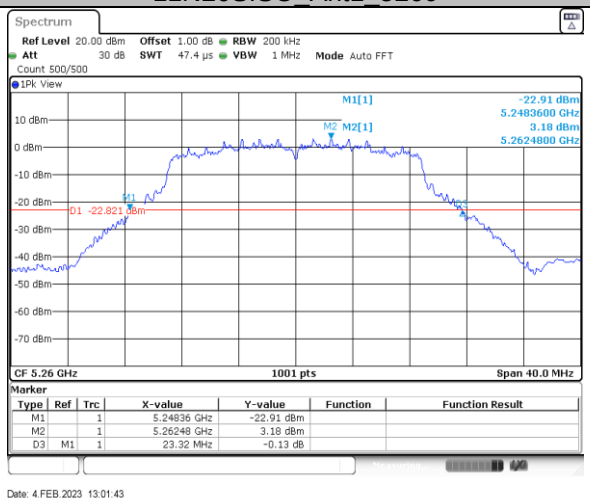

11N20SISO_Ant1_5280

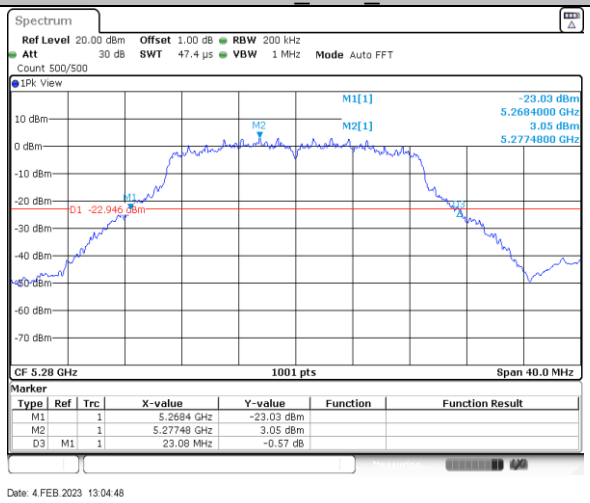

11N20SISO_Ant1_5320

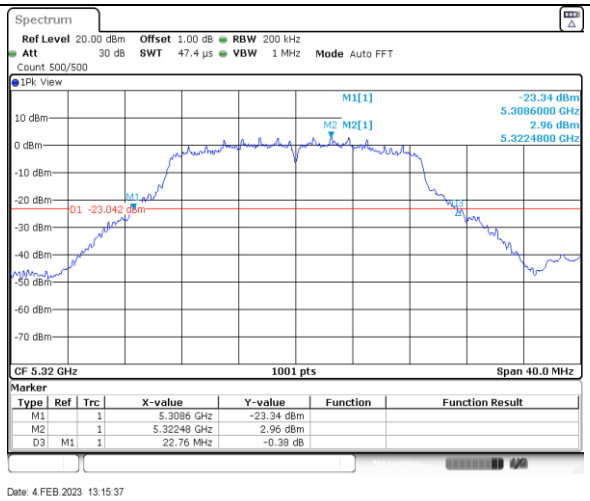

11N20SISO_Ant1_5500

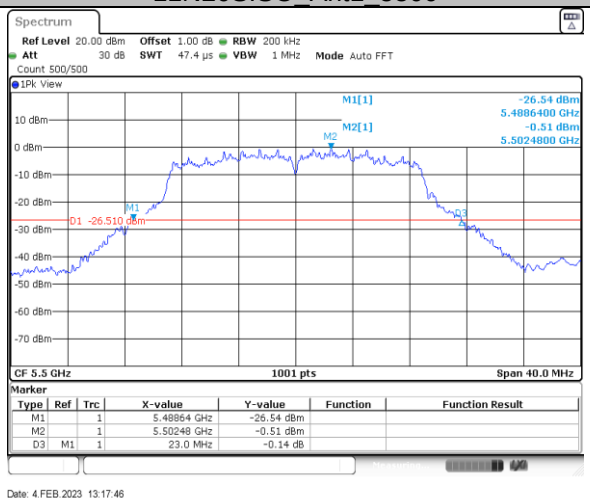

11N20SISO_Ant1_5580

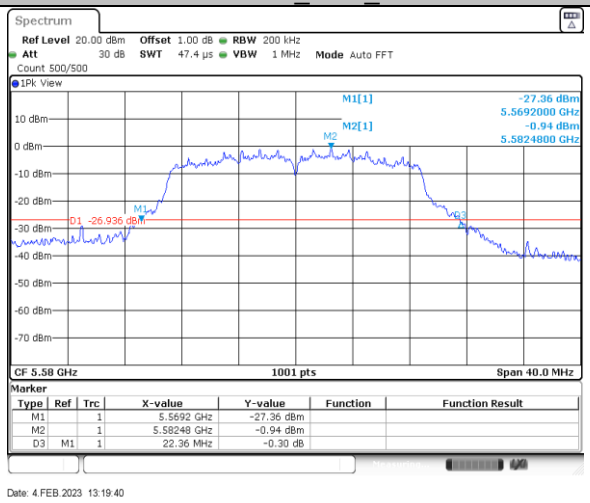

11N20SISO_Ant1_5700

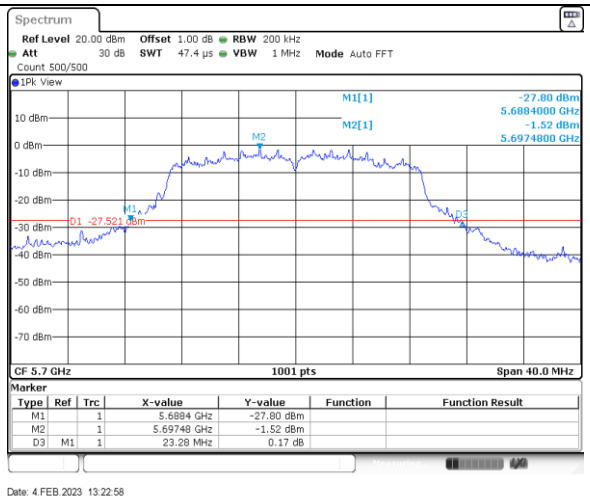

11N20SISO_Ant1_5720

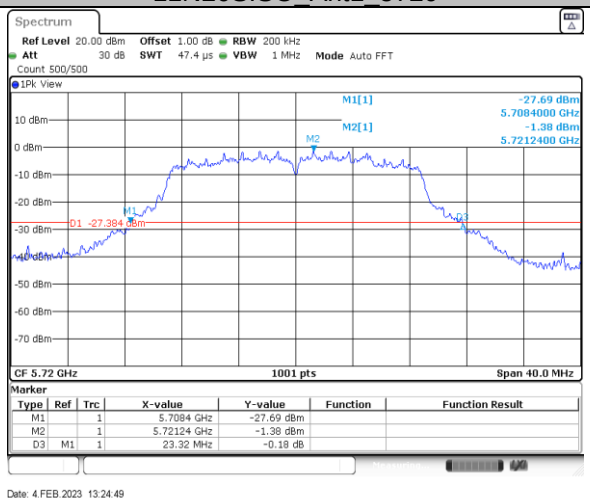

11N40SISO_Ant1_5190

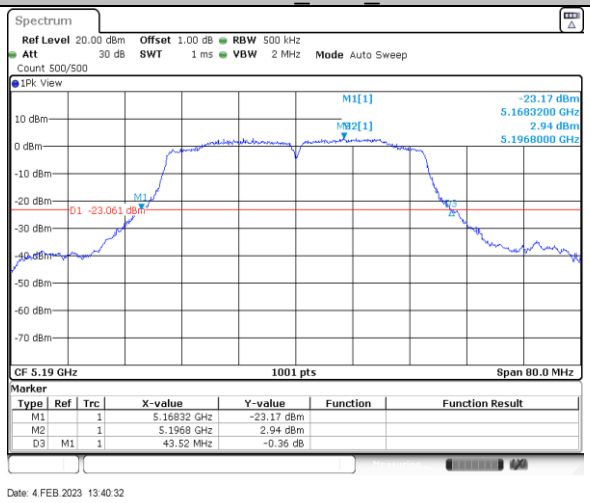

11N40SISO_Ant1_5230

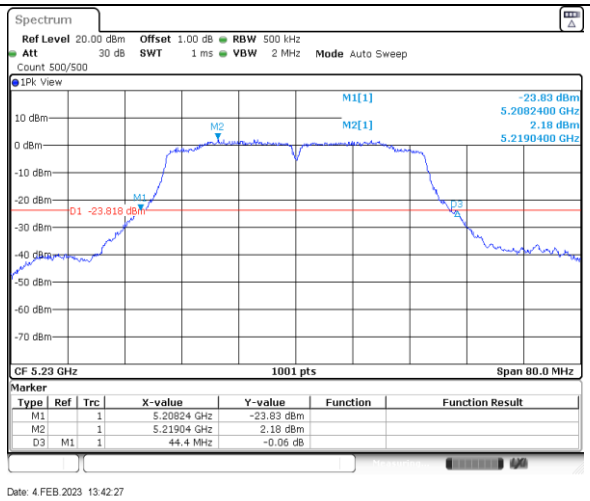

11N40SISO_Ant1_5270

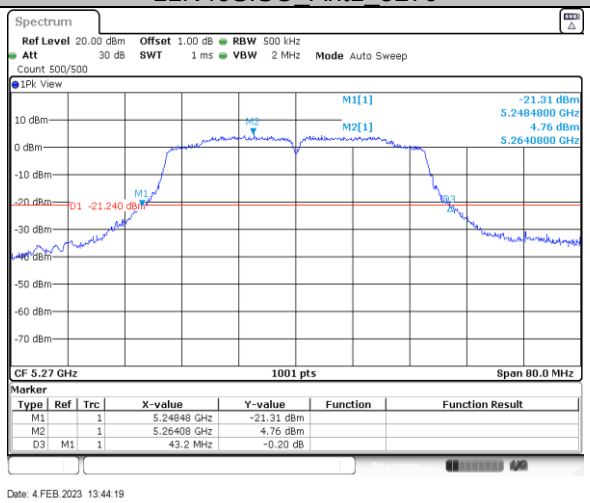

11N40SISO_Ant1_5310

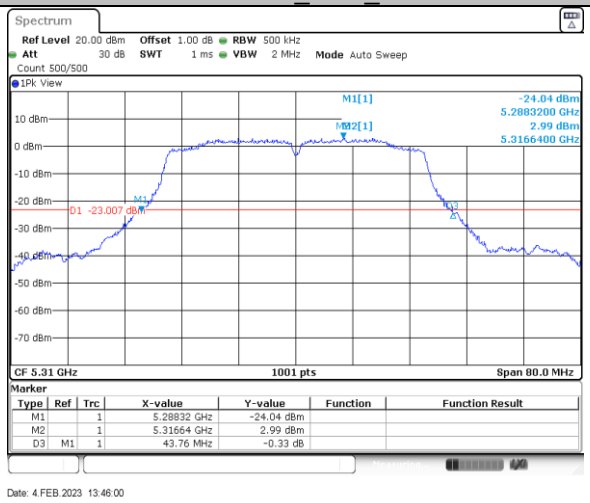

11N40SISO_Ant1_5510

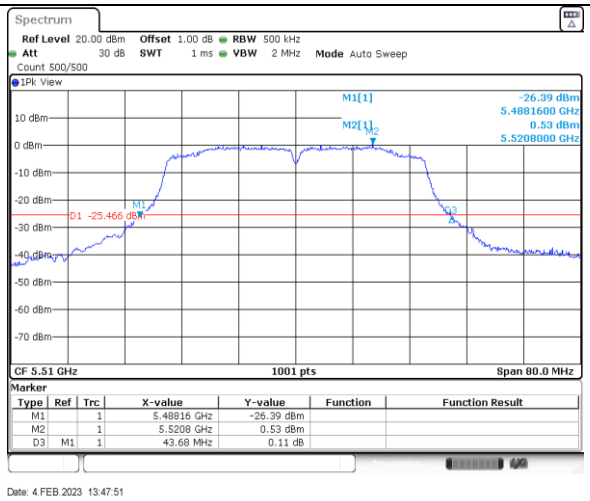

11N40SISO_Ant1_5550

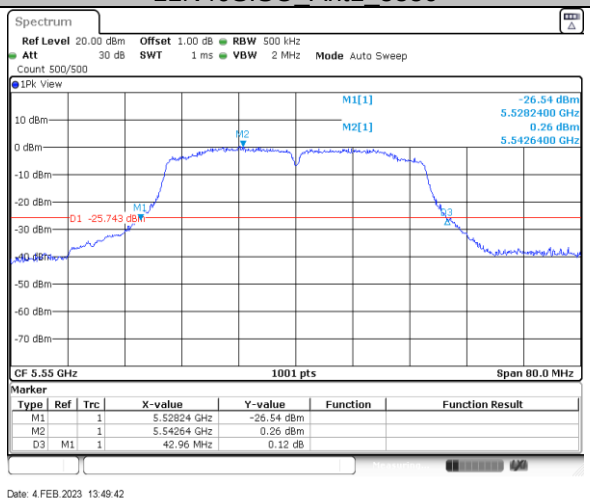

11N40SISO_Ant1_5670

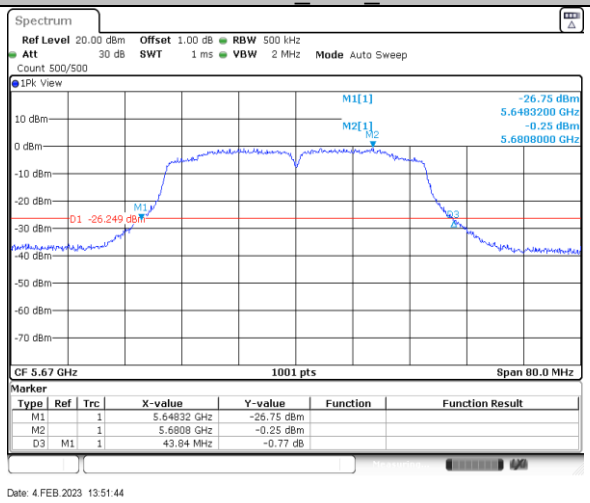

11N40SISO_Ant1_5710

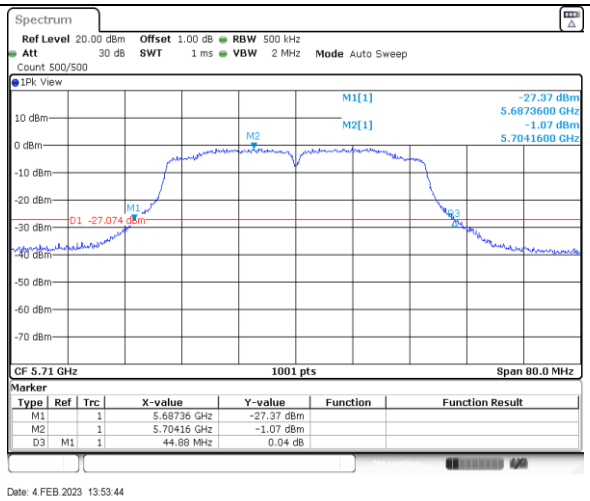

11AC20SISO_Ant1_5180

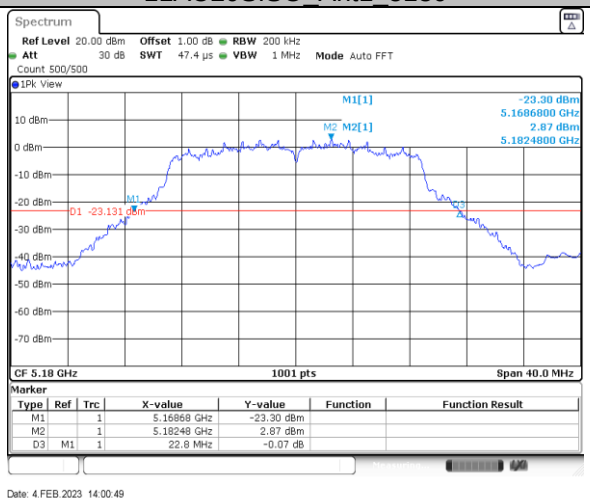

11AC20SISO_Ant1_5200

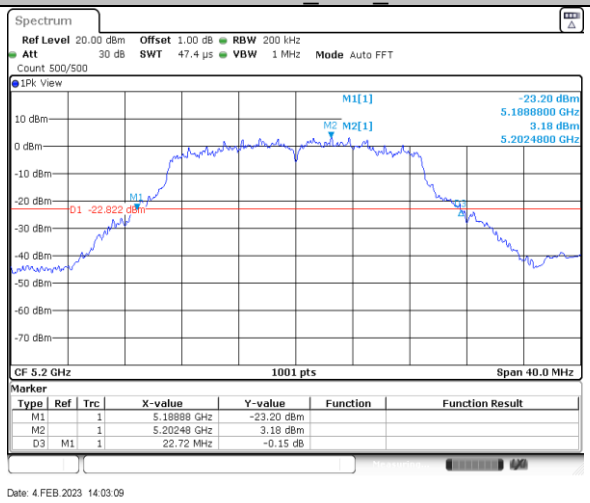

11AC20SISO_Ant1_5240

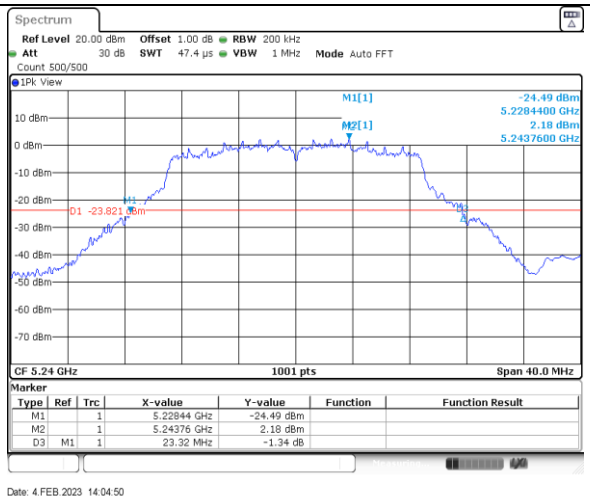

11AC20SISO_Ant1_5260

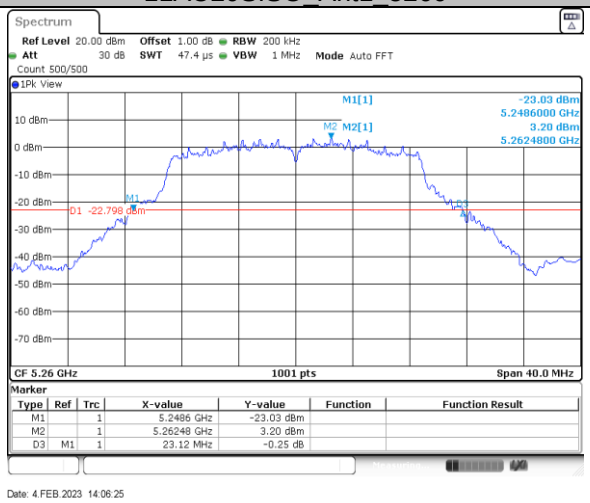

11AC20SISO_Ant1_5280

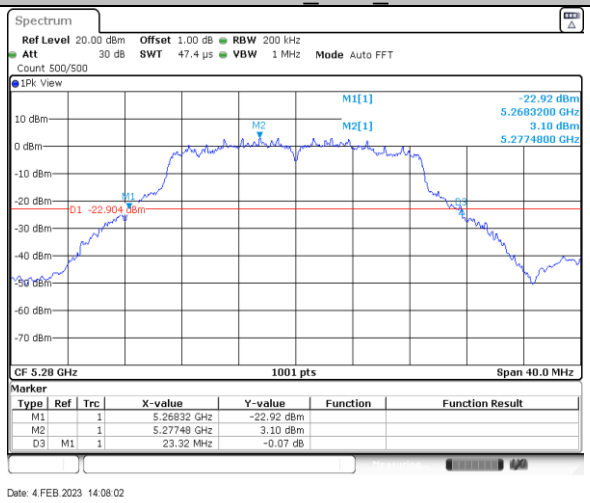

11AC20SISO_Ant1_5320

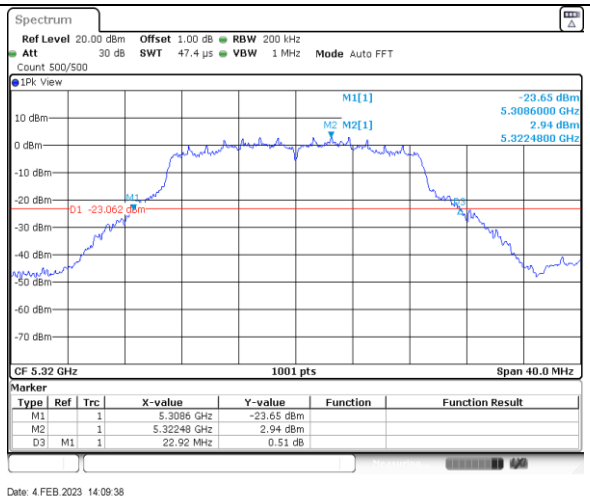

11AC20SISO_Ant1_5500

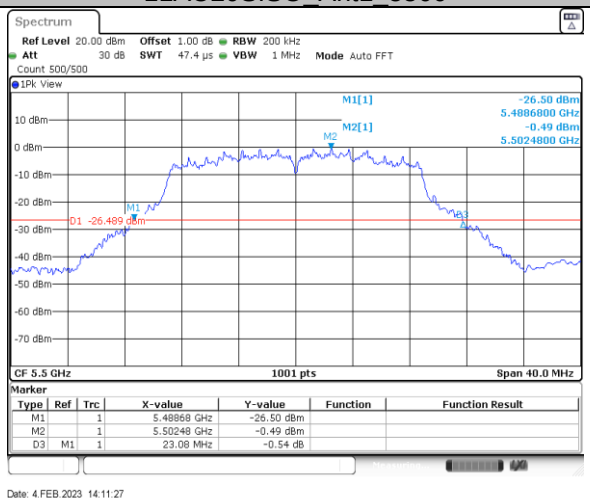

11AC20SISO_Ant1_5580

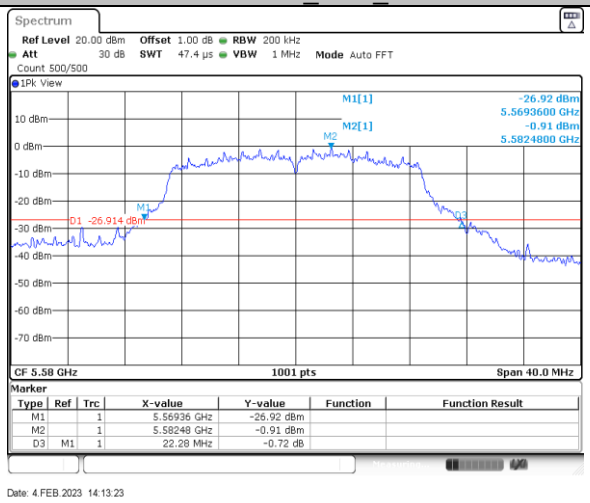

11AC20SISO_Ant1_5700

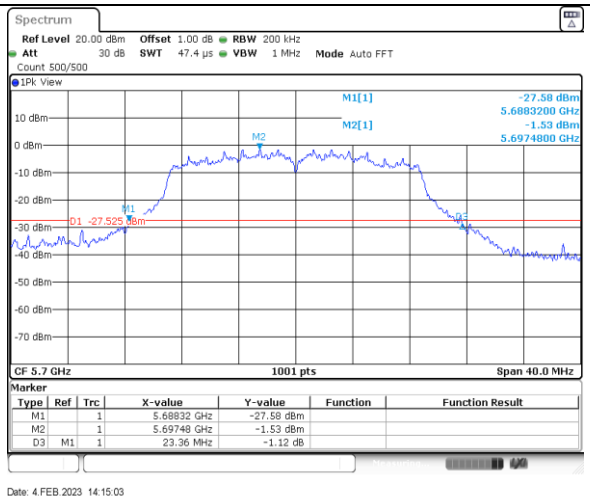

11AC20SISO_Ant1_5720

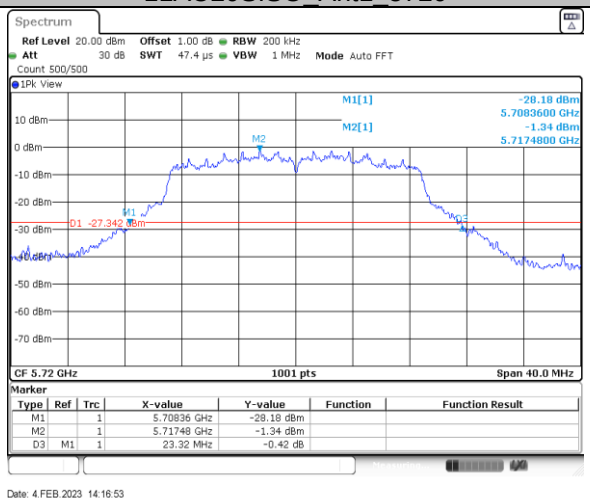

11AC40SISO_Ant1_5190

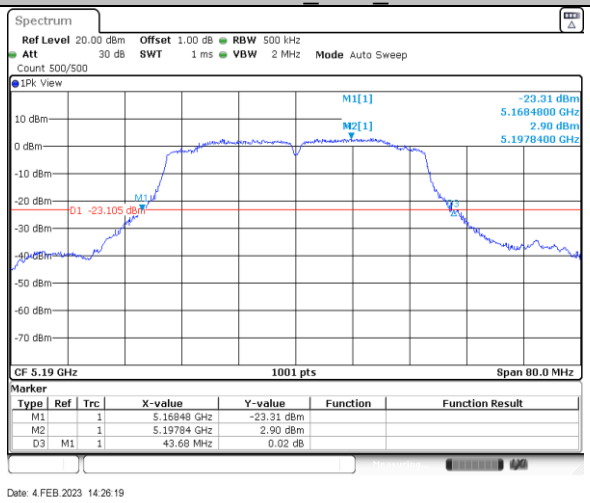

11AC40SISO_Ant1_5230

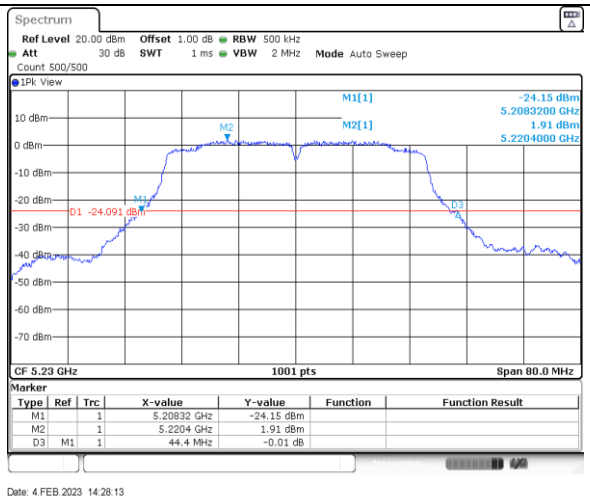

11AC40SISO_Ant1_5270

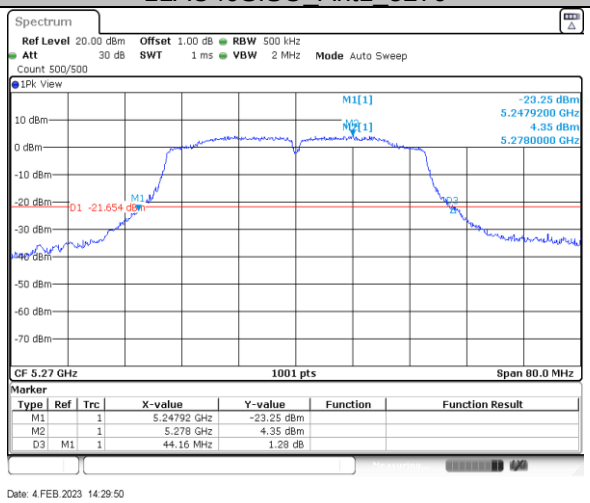

11AC40SISO_Ant1_5310

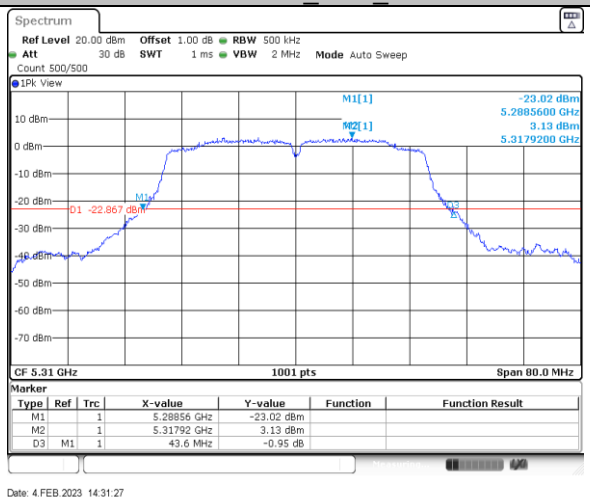

11AC40SISO_Ant1_5510

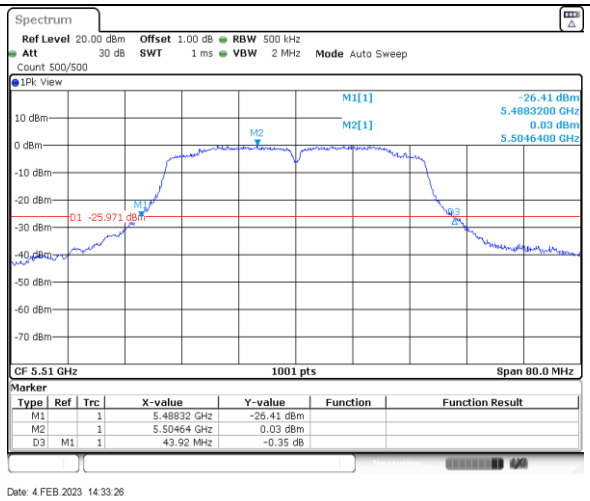

11AC40SISO_Ant1_5550

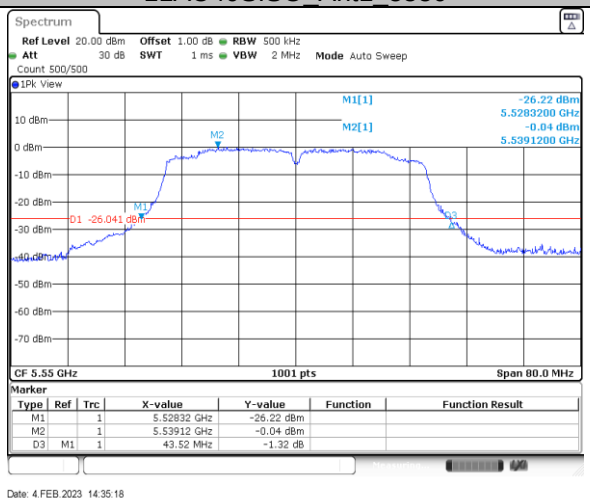

11AC40SISO_Ant1_5670

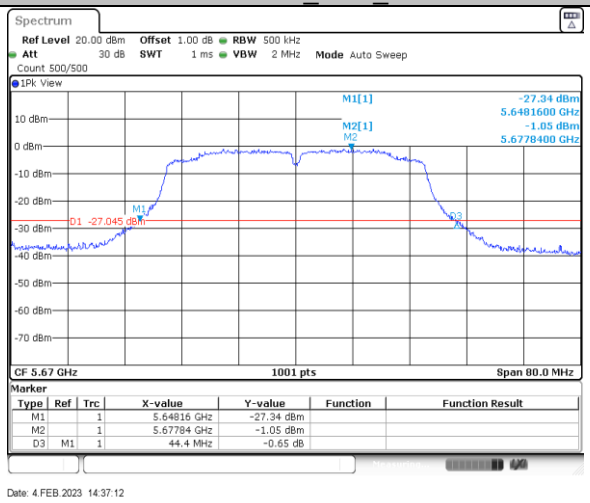

11AC40SISO_Ant1_5710

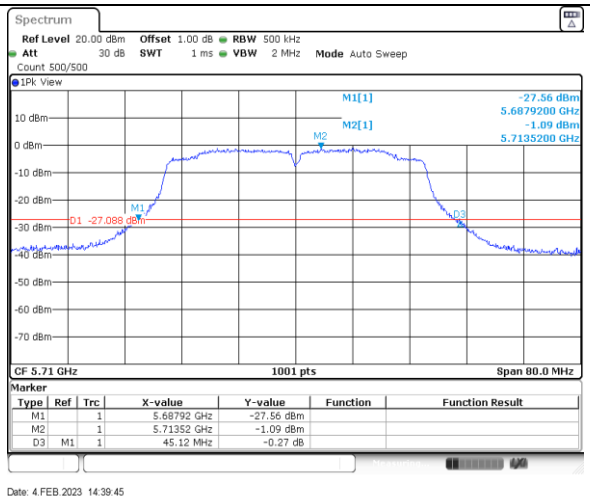

11AC80SISO_Ant1_5210

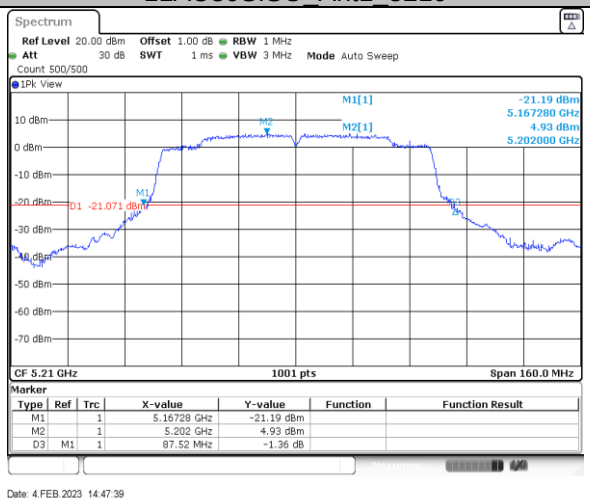

11AC80SISO_Ant1_5290

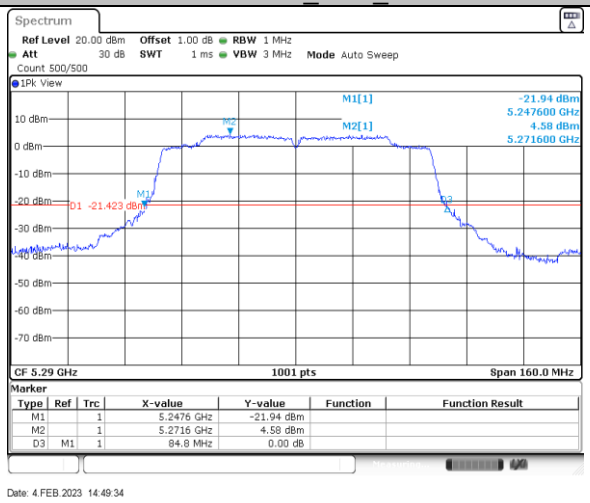

11AC80SISO_Ant1_5530