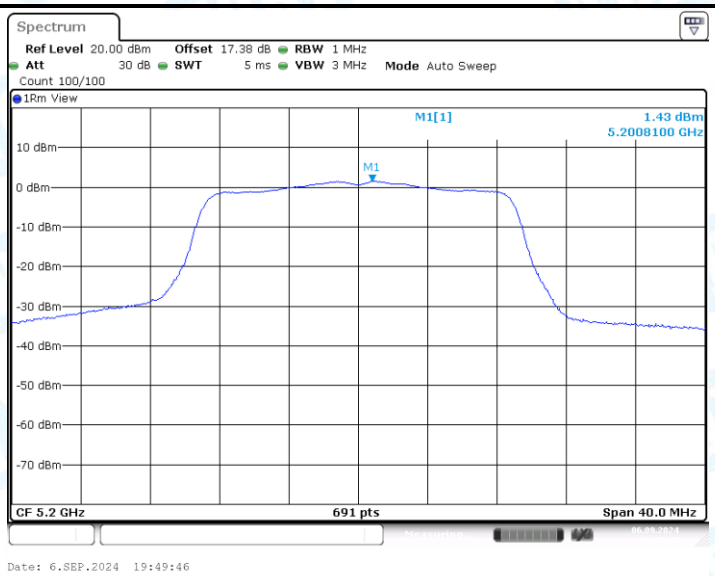

11AC20MIMO_Ant1_5200

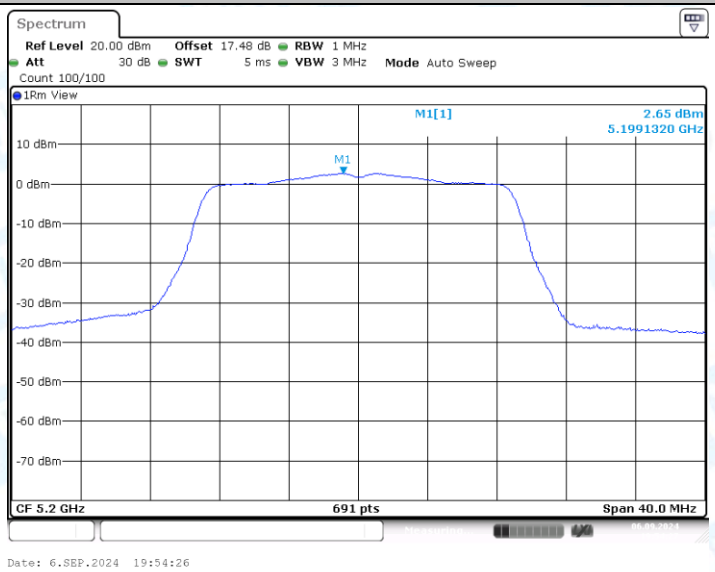

11AC20MIMO_Ant2_5200

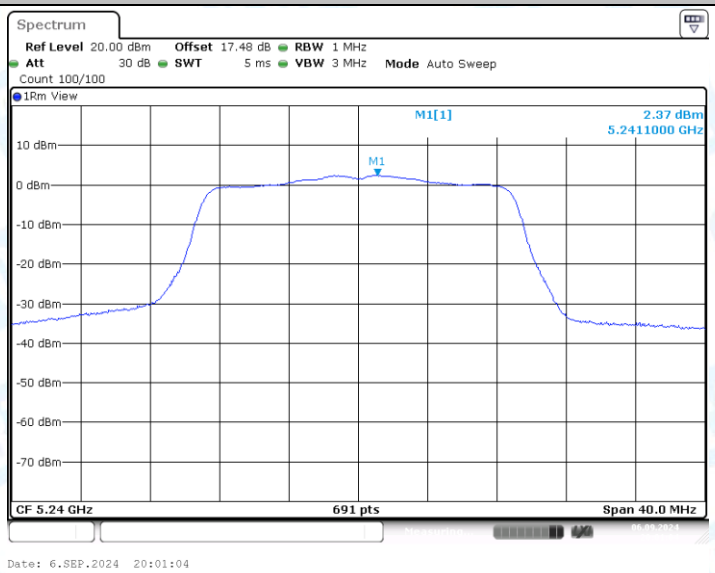

11AC20MIMO_Ant1_5240

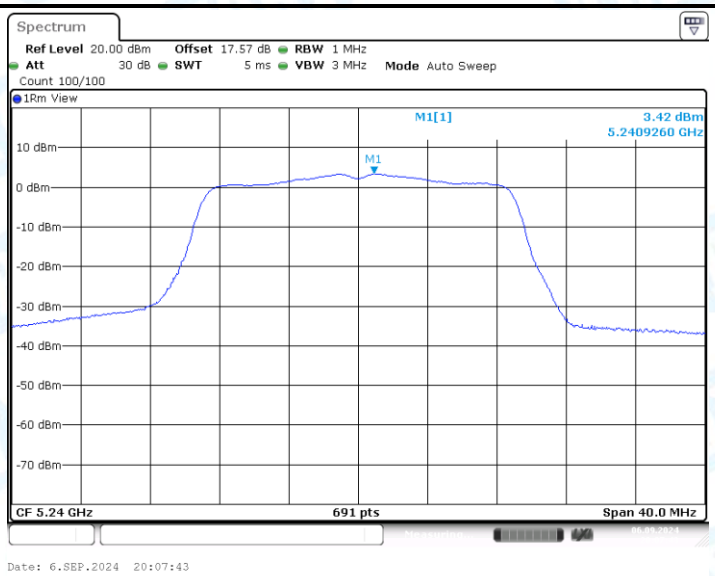

11AC20MIMO_Ant2_5240

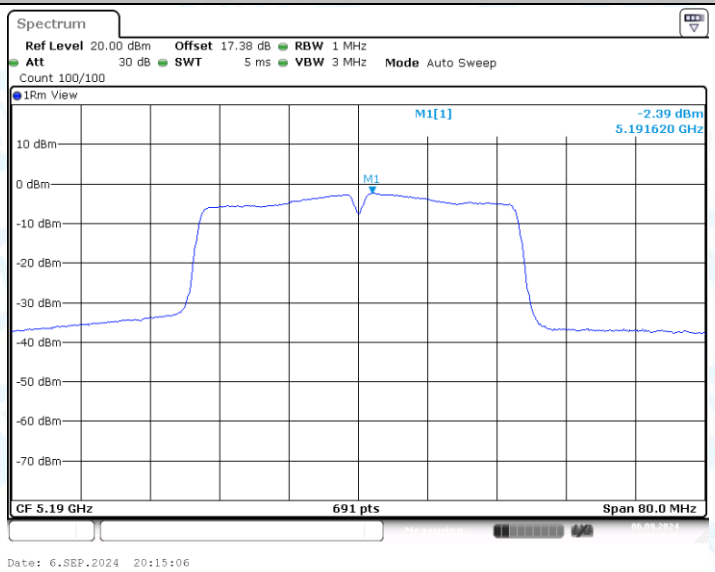

11AC40MIMO_Ant1_5190

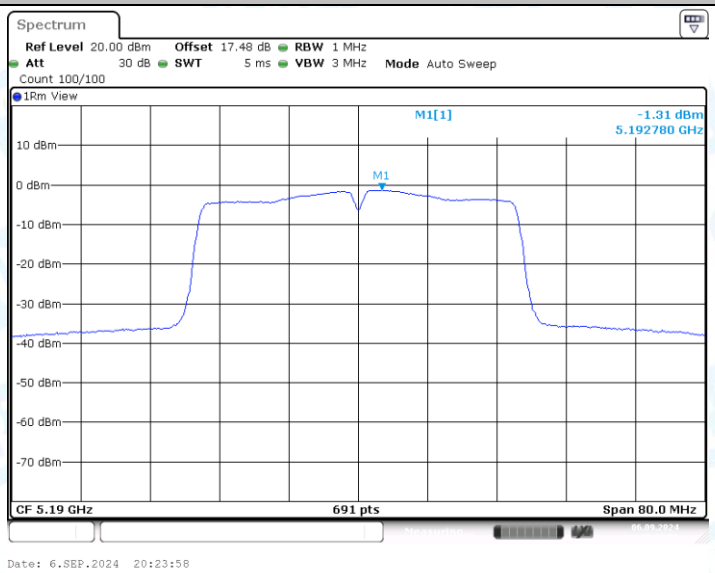

11AC40MIMO_Ant2_5190

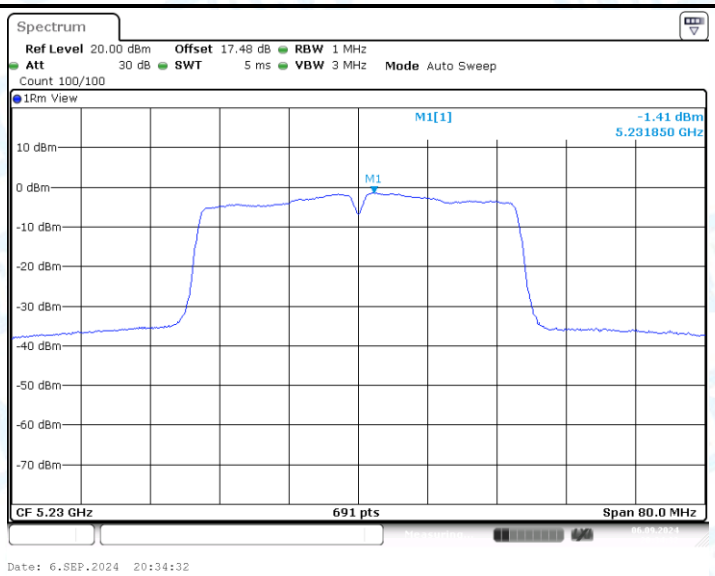

11AC40MIMO_Ant1_5230

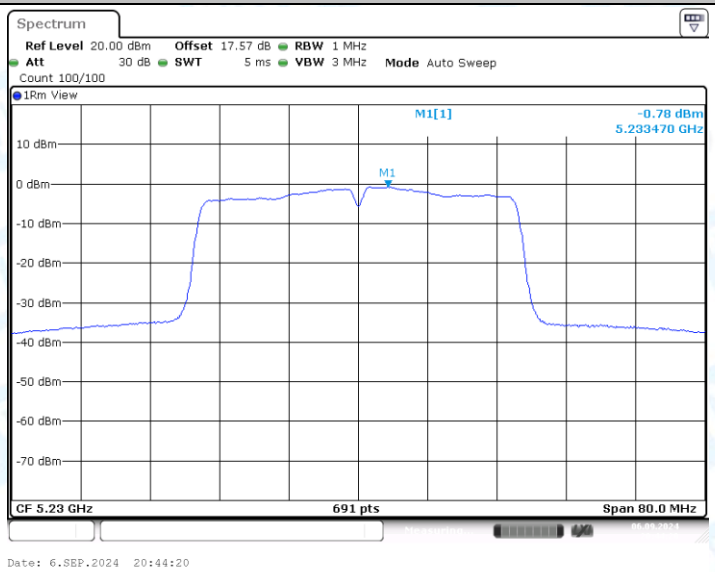

11AC40MIMO_Ant2_5230

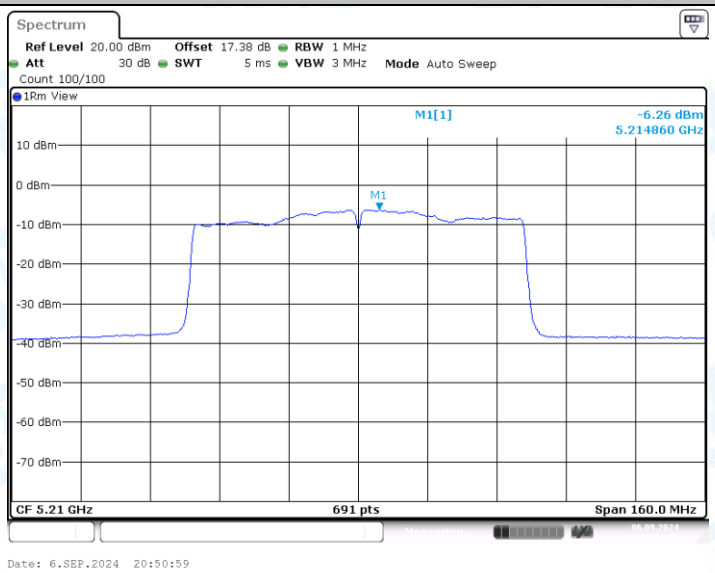

11AC80MIMO_Ant1_5210

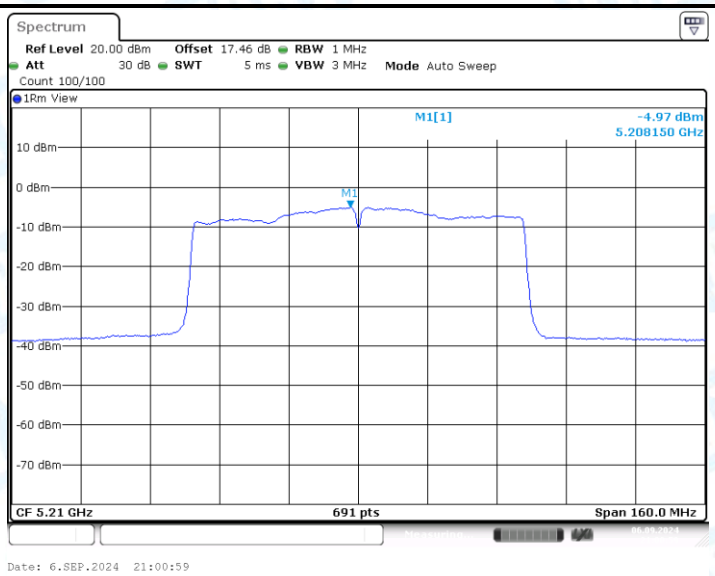

11AC80MIMO_Ant2_5210

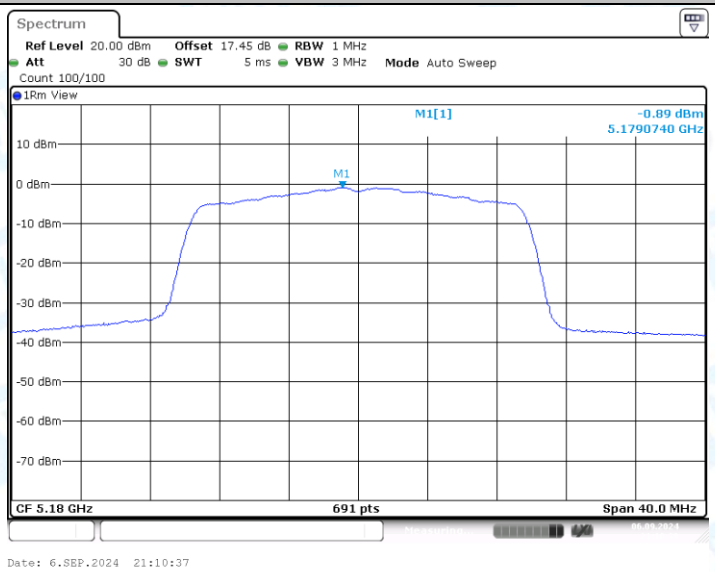

11AX20MIMO_Ant1_5180

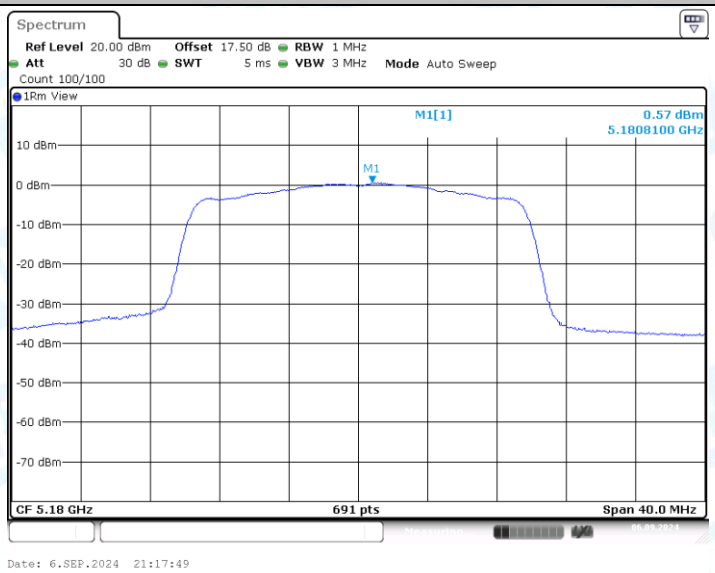

11AX20MIMO_Ant2_5180

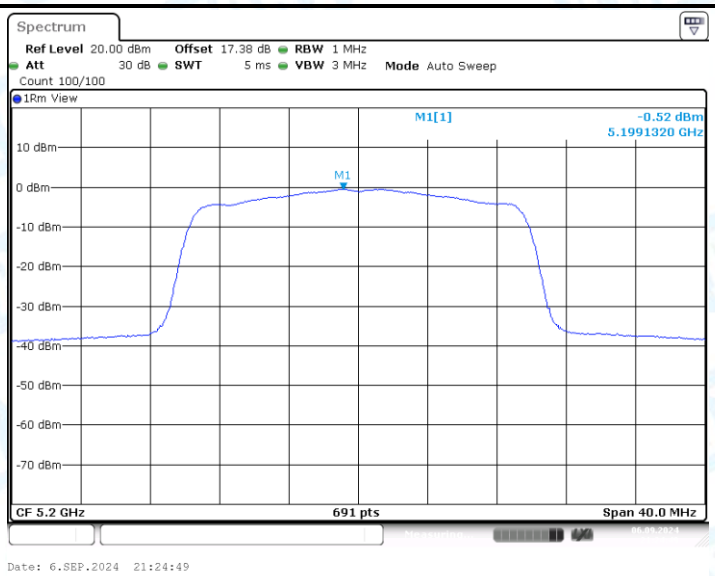

11AX20MIMO_Ant1_5200

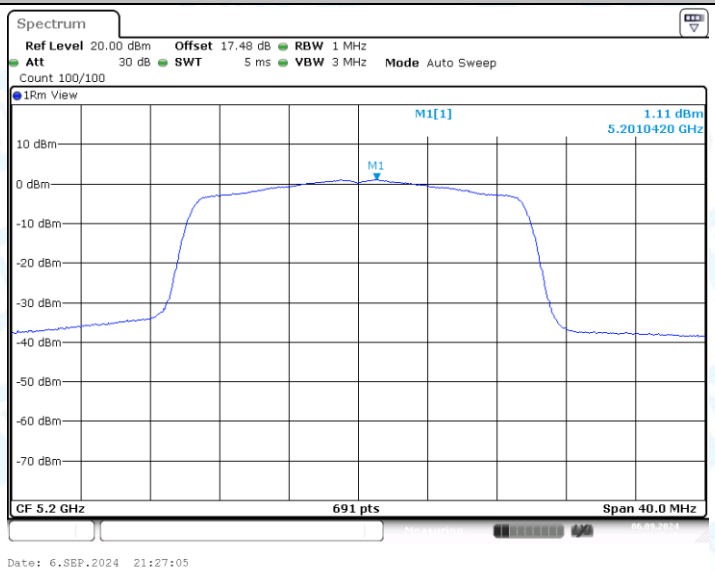

11AX20MIMO_Ant2_5200

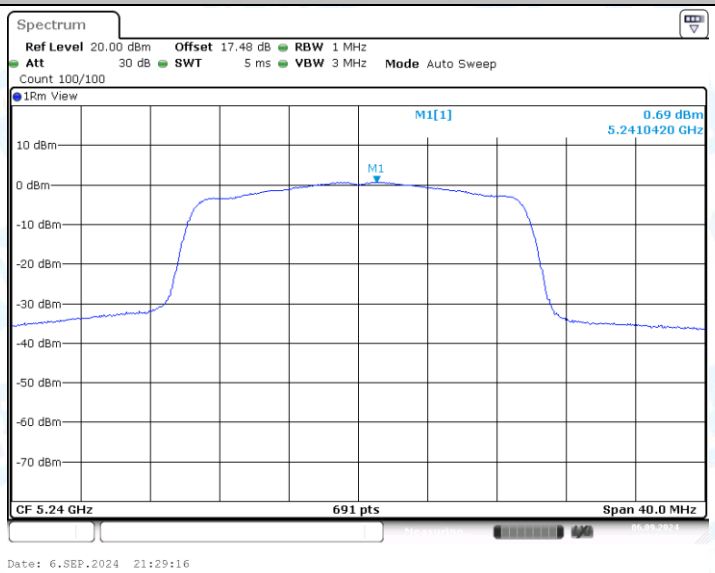

11AX20MIMO_Ant1_5240

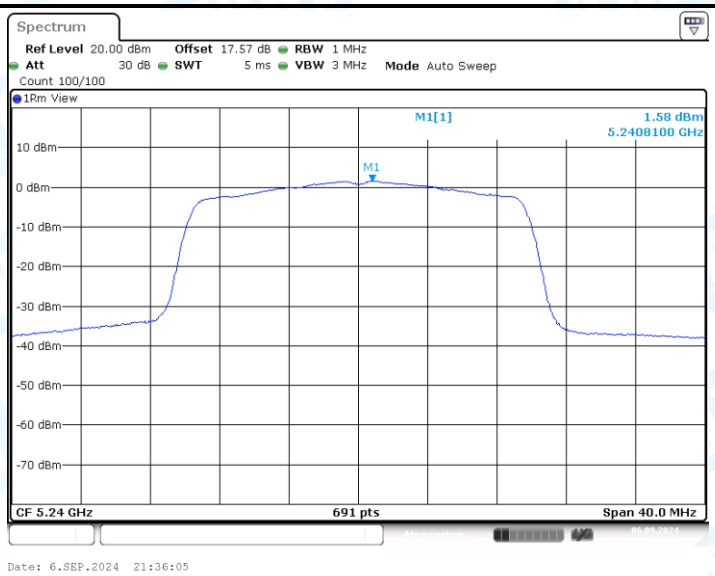

11AX20MIMO_Ant2_5240

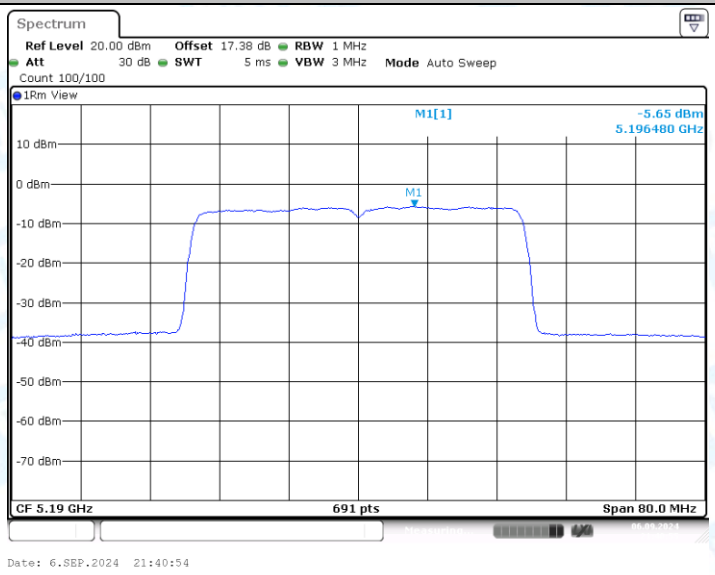

11AX40MIMO_Ant1_5190

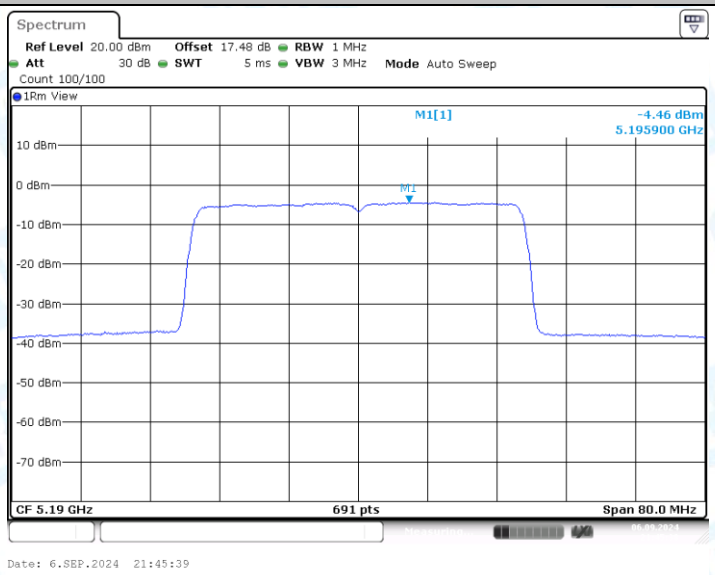

11AX40MIMO_Ant2_5190

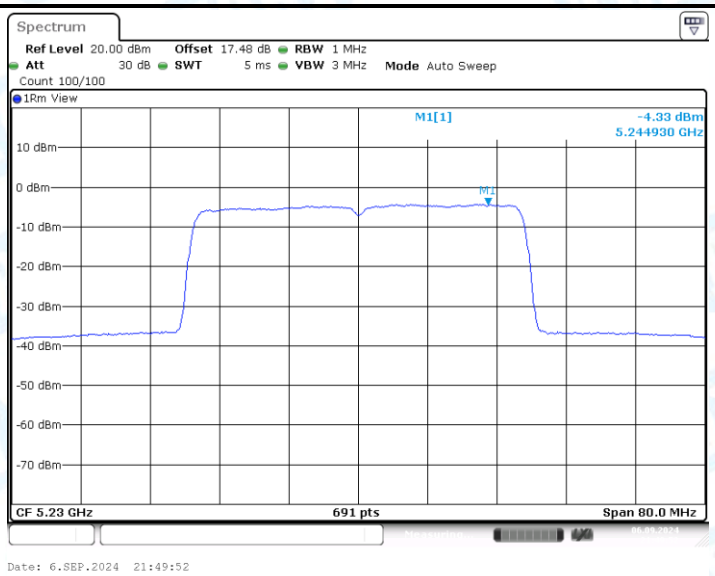

11AX40MIMO_Ant1_5230

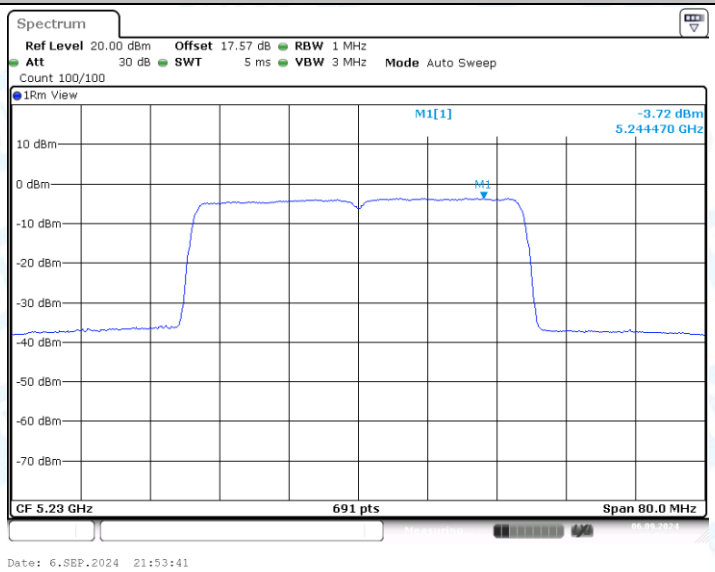

11AX40MIMO_Ant2_5230

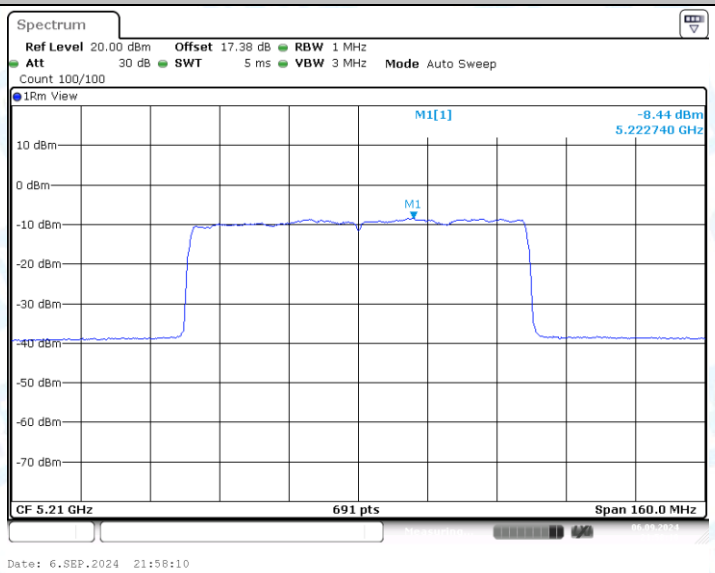

11AX80MIMO_Ant1_5210

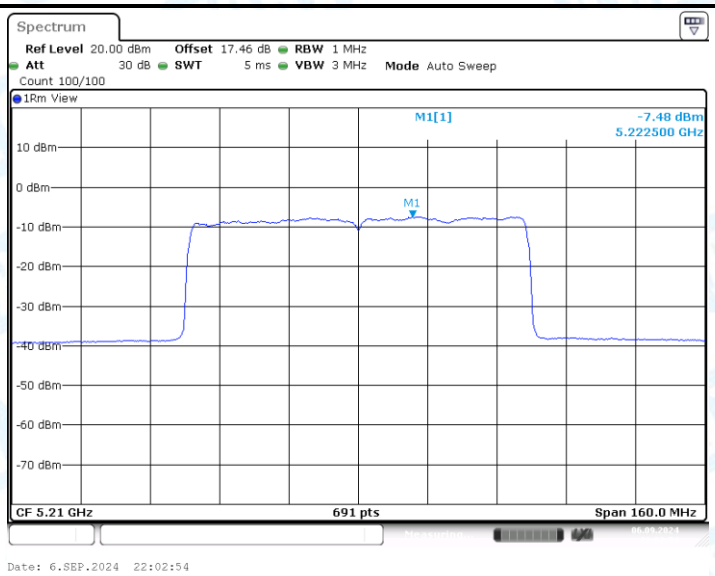

11AX80MIMO_Ant2_5210

5. Band edge measurements

5.1.Test Result

TestMode	Antenna	ChName	Channel	Result[dBm]	Limit[dBm]	Verdict
11A-CDD	Ant1	Low	5180	-29.26	≤-27	PASS
	Ant2	Low	5180	-30.91	≤-27	PASS
	Ant1	High	5240	-34.68	≤-27	PASS
	Ant2	High	5240	-34.15	≤-27	PASS
11N20MIMO	Ant1	Low	5180	-28.68	≤-27	PASS
	Ant2	Low	5180	-33.95	≤-27	PASS
	Ant1	High	5240	-35.16	≤-27	PASS
	Ant2	High	5240	-33.57	≤-27	PASS
11N40MIMO	Ant1	Low	5190	-34.42	≤-27	PASS
	Ant2	Low	5190	-34.38	≤-27	PASS
	Ant1	High	5230	-34.11	≤-27	PASS
	Ant2	High	5230	-33.38	≤-27	PASS
11AC20MIMO	Ant1	Low	5180	-34.08	≤-27	PASS
	Ant2	Low	5180	-32.78	≤-27	PASS
	Ant1	High	5240	-34.49	≤-27	PASS
	Ant2	High	5240	-34.1	≤-27	PASS
11AC40MIMO	Ant1	Low	5190	-33.98	≤-27	PASS
	Ant2	Low	5190	-27.89	≤-27	PASS
	Ant1	High	5230	-33.77	≤-27	PASS
	Ant2	High	5230	-34.41	≤-27	PASS
11AC80MIMO	Ant1	Low	5210	-27.72	≤-27	PASS
	Ant2	Low	5210	-34.99	≤-27	PASS
	Ant1	High	5210	-34.89	≤-27	PASS
	Ant2	High	5210	-34.9	≤-27	PASS
11AX20MIMO	Ant1	Low	5180	-30.78	≤-27	PASS
	Ant2	Low	5180	-29.8	≤-27	PASS
	Ant1	High	5240	-34.67	≤-27	PASS
	Ant2	High	5240	-34.35	≤-27	PASS
11AX40MIMO	Ant1	Low	5190	-32.54	≤-27	PASS
	Ant2	Low	5190	-33.89	≤-27	PASS
	Ant1	High	5230	-34.37	≤-27	PASS
	Ant2	High	5230	-34.69	≤-27	PASS
11AX80MIMO	Ant1	Low	5210	-33.84	≤-27	PASS
	Ant2	Low	5210	-33.7	≤-27	PASS
	Ant1	High	5210	-34.34	≤-27	PASS
	Ant2	High	5210	-34.12	≤-27	PASS

5.2.Test Graphs

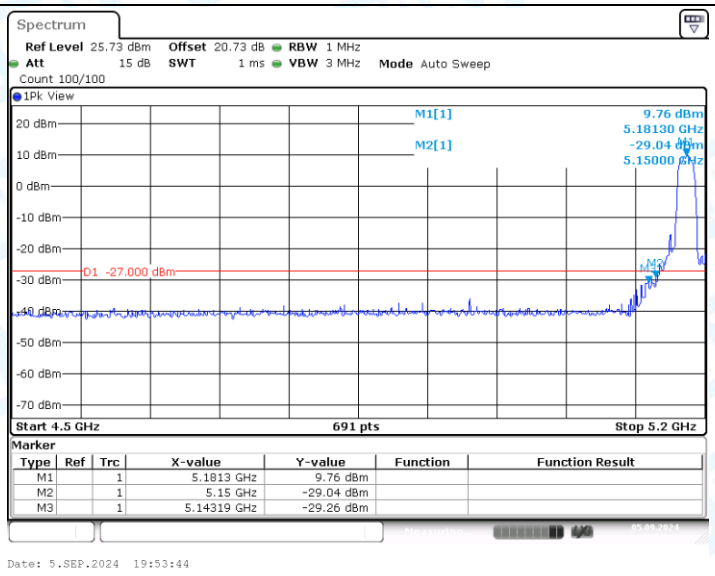

11A-CDD_Ant1_Low_5180

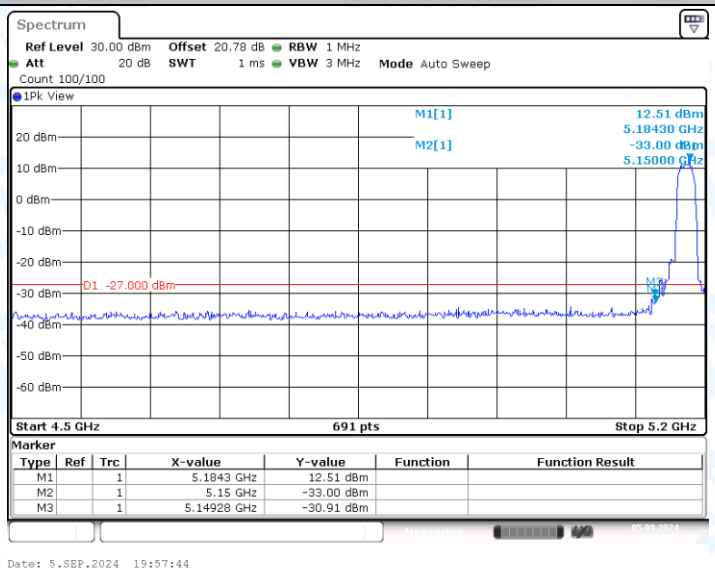

11A-CDD_Ant2_Low_5180

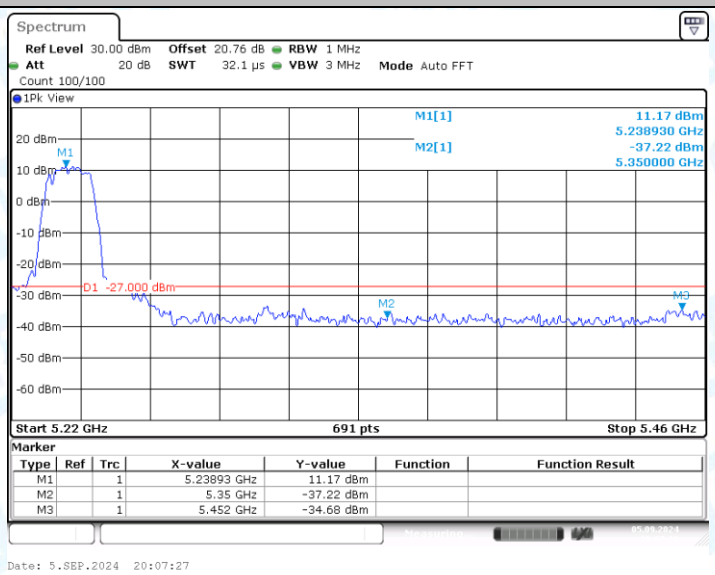

11A-CDD_Ant1_High_5240

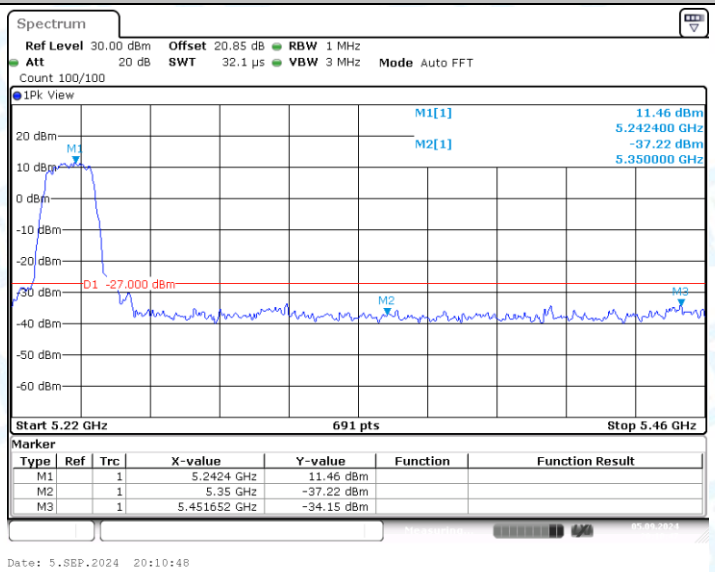

11A-CDD_Ant2_High_5240

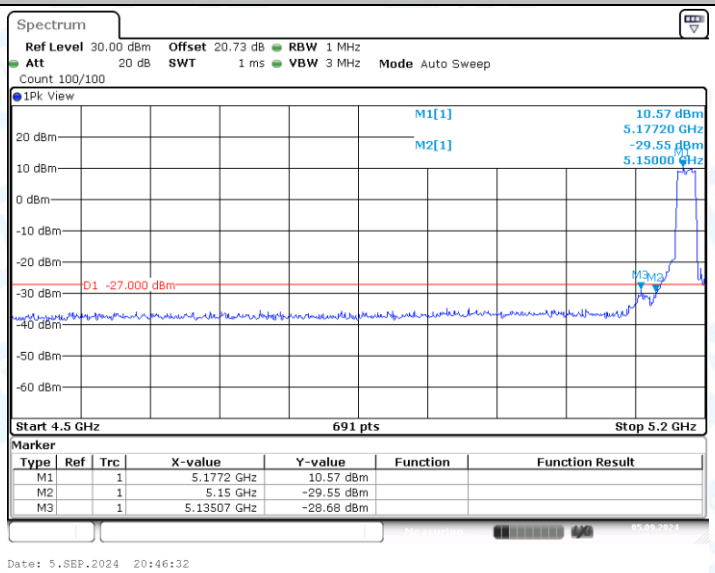

11N20MIMO_Ant1_Low_5180

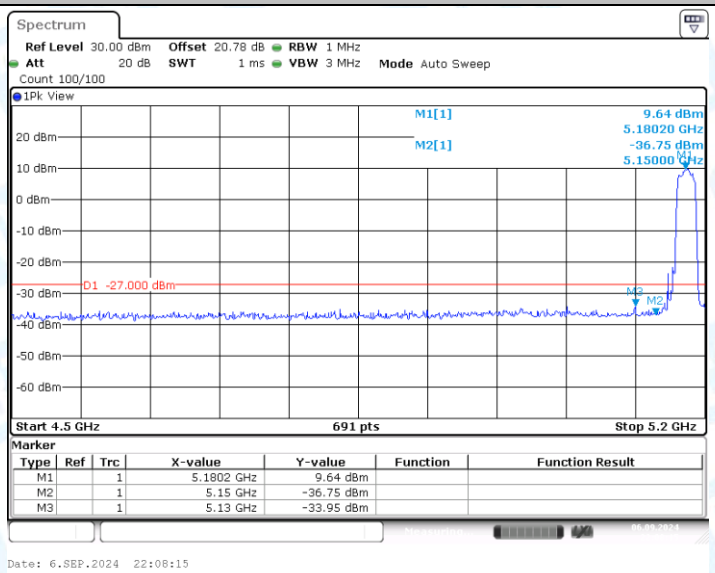

11N20MIMO_Ant2_Low_5180

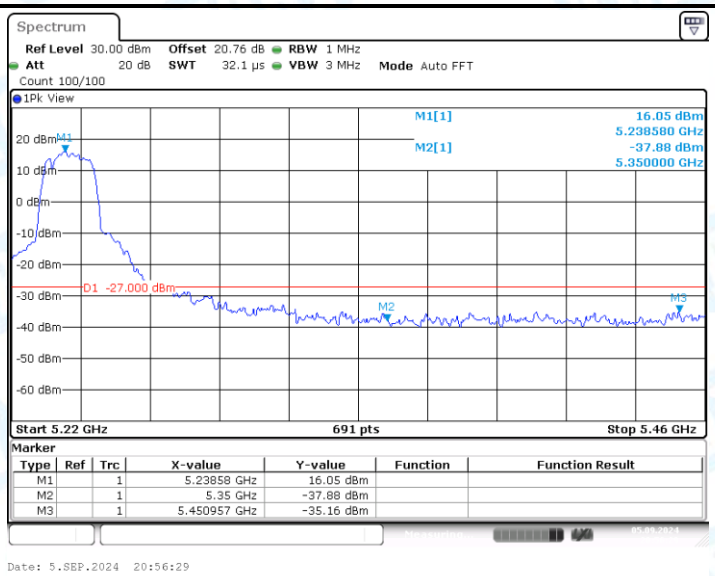

11N20MIMO_Ant1_High_5240

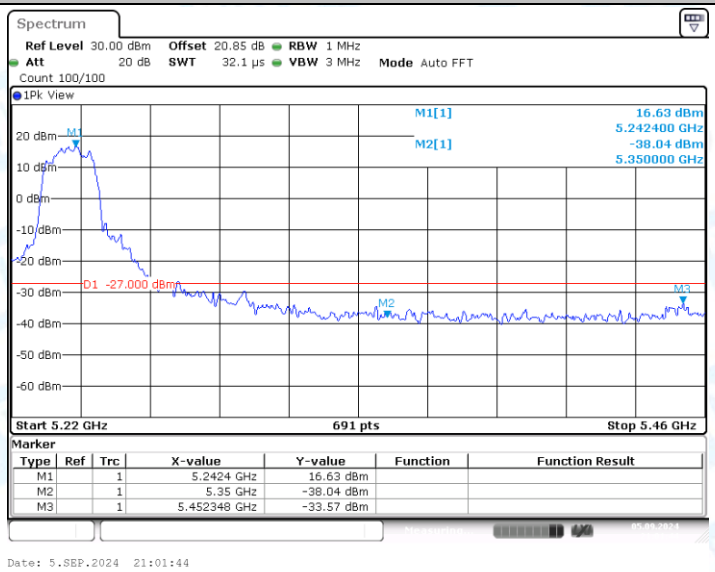

11N20MIMO_Ant2_High_5240

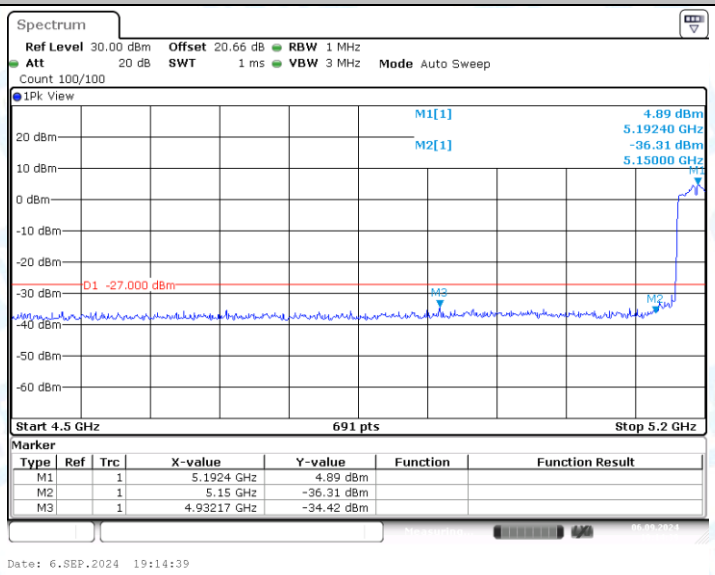

11N40MIMO_Ant1_Low_5190

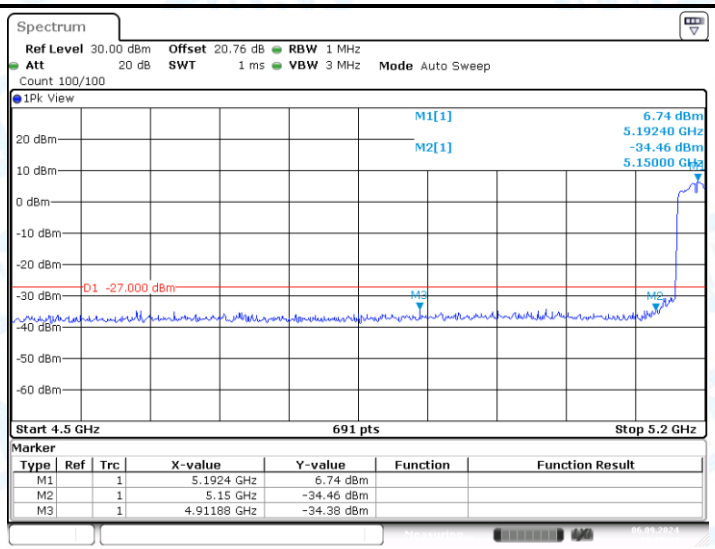

11N40MIMO_Ant2_Low_5190

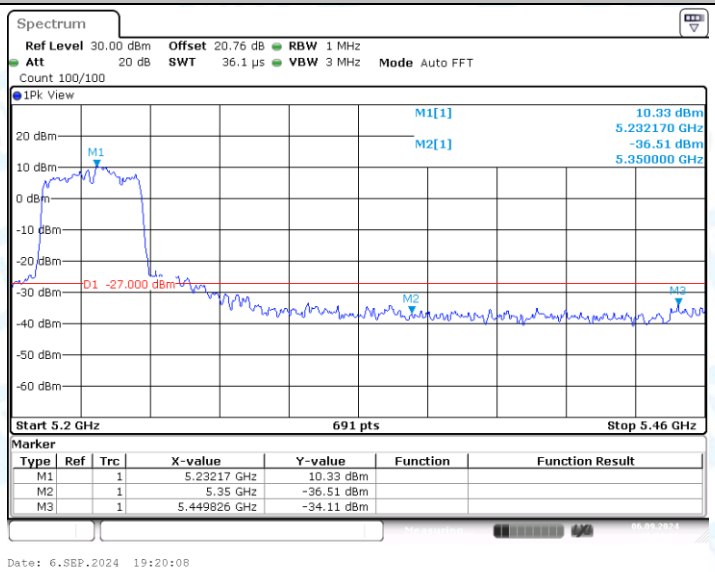

11N40MIMO_Ant1_High_5230

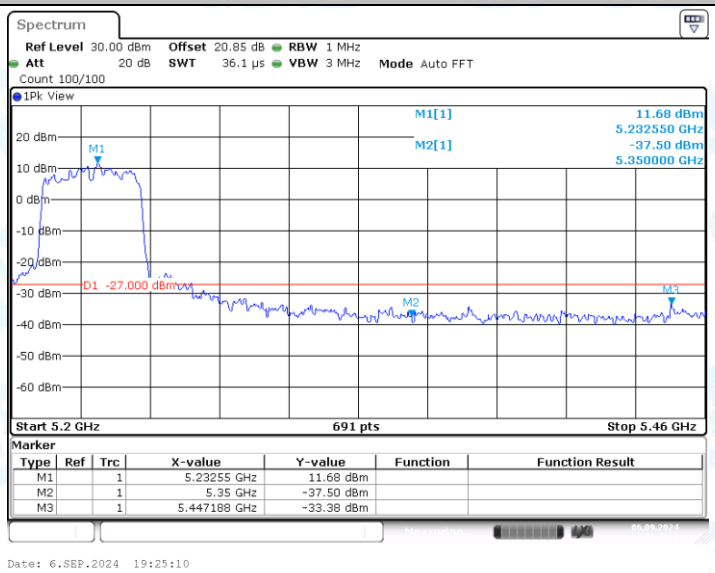

11N40MIMO_Ant2_High_5230

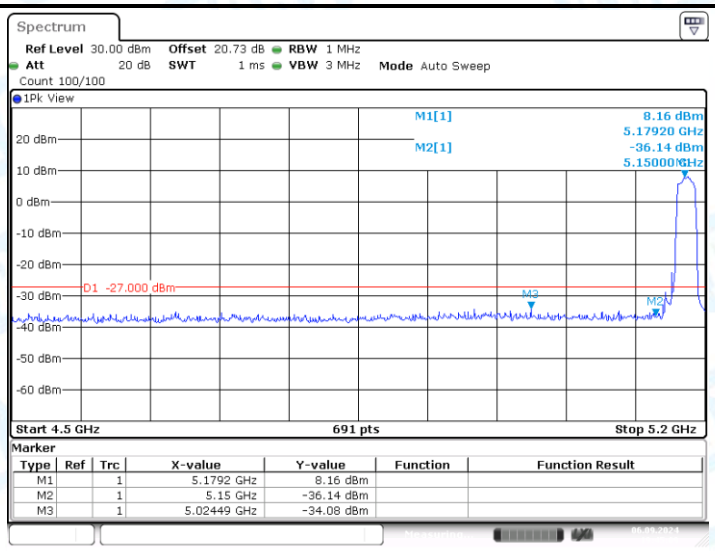

11AC20MIMO_Ant1_Low_5180

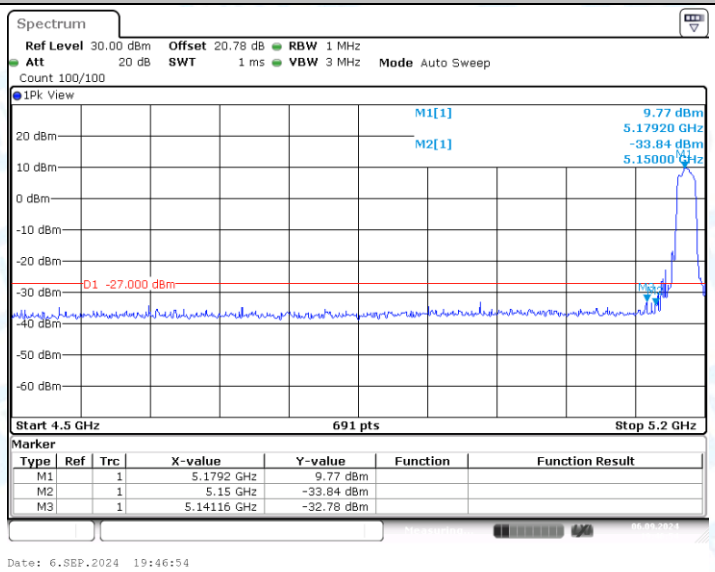

11AC20MIMO_Ant2_Low_5180

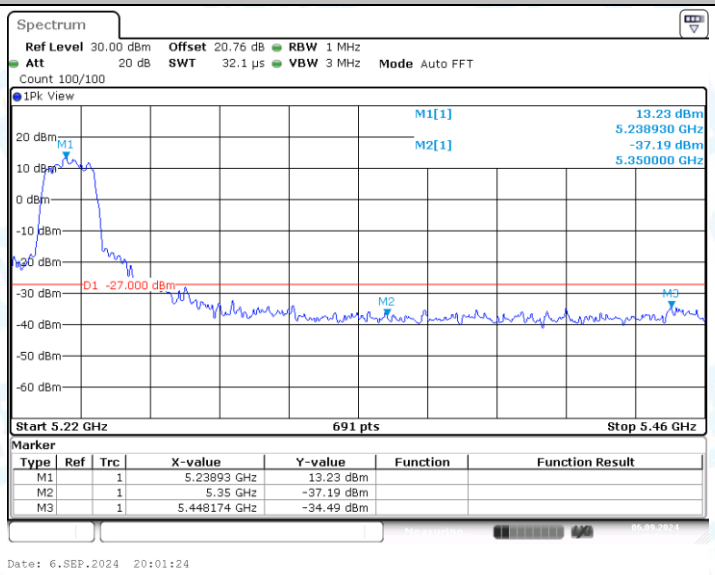

11AC20MIMO_Ant1_High_5240

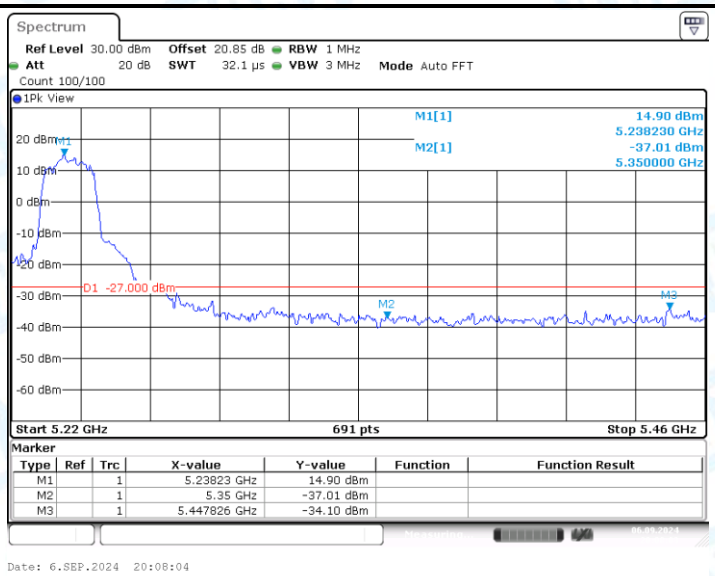

11AC20MIMO_Ant2_High_5240

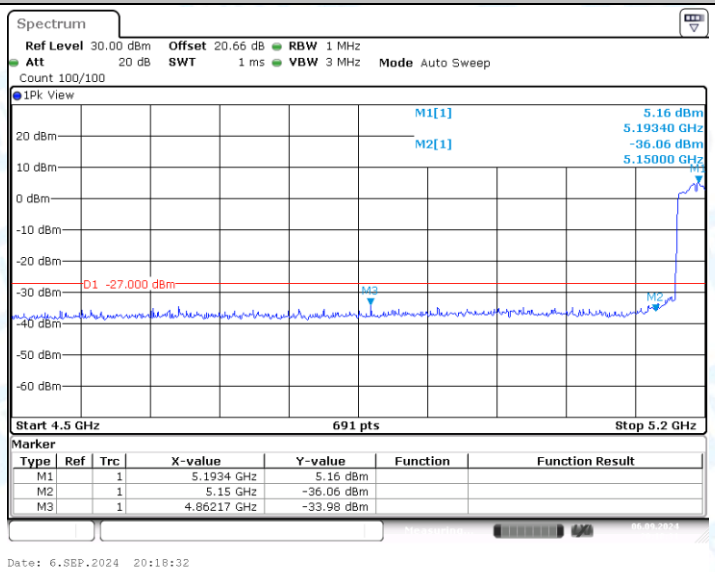

11AC40MIMO_Ant1_Low_5190

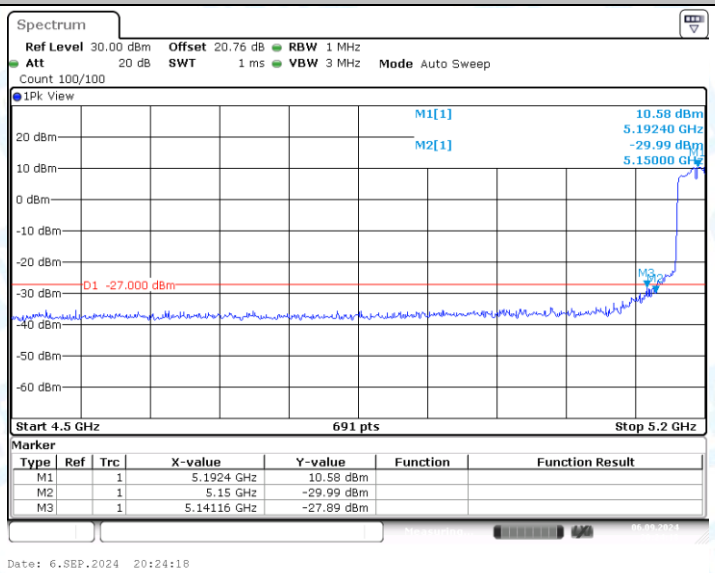

11AC40MIMO_Ant2_Low_5190

11AC40MIMO_Ant1_High_5230

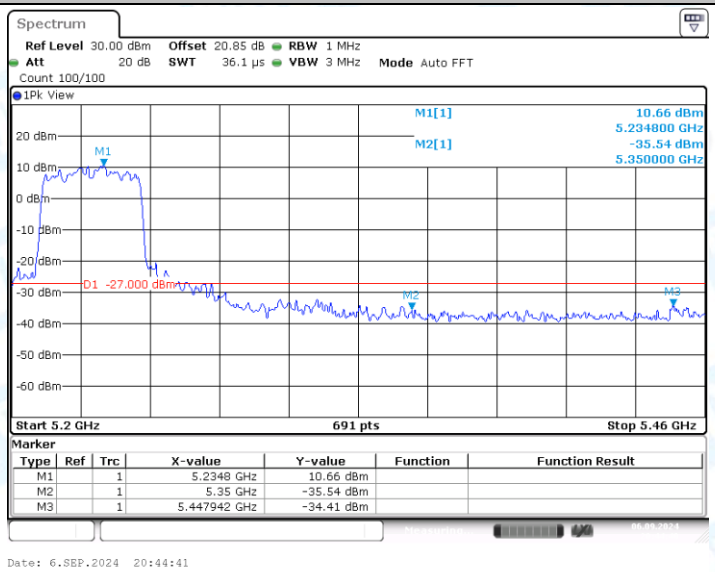

11AC40MIMO_Ant2_High_5230

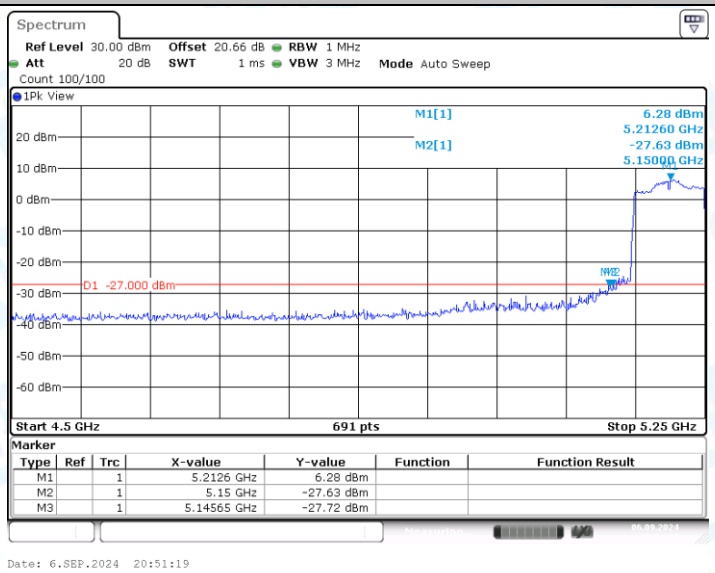

11AC80MIMO_Ant1_Low_5210

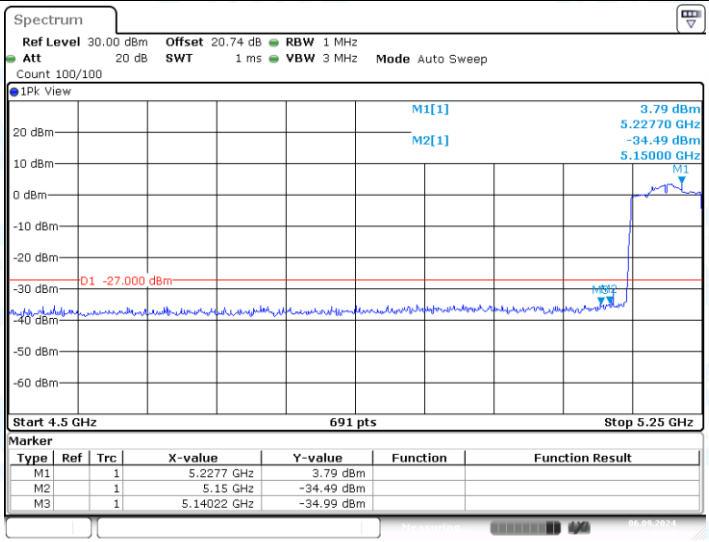

11AC80MIMO_Ant2_Low_5210

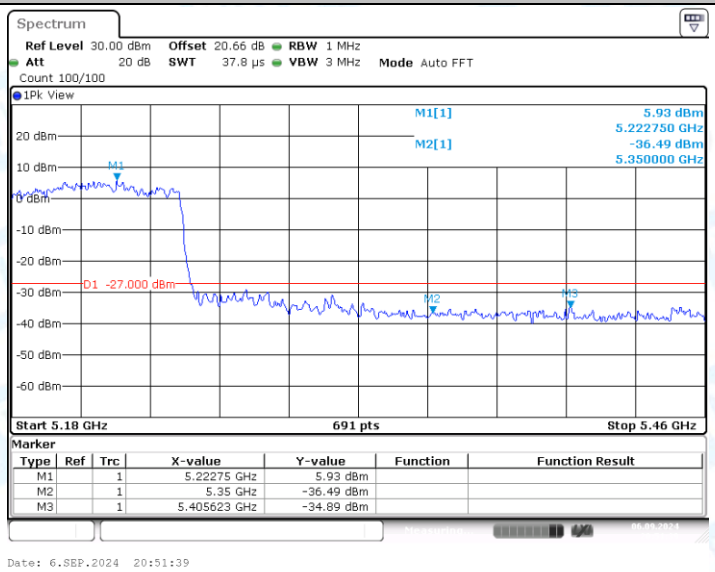

11AC80MIMO_Ant1_High_5210

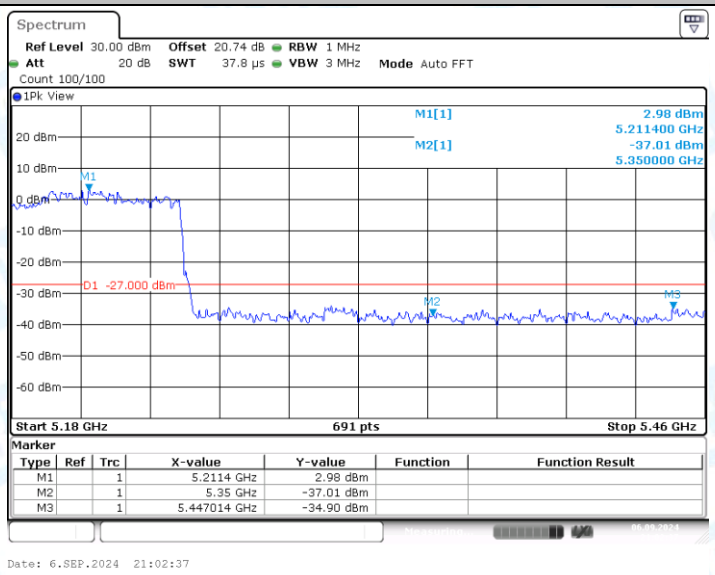

11AC80MIMO_Ant2_High_5210

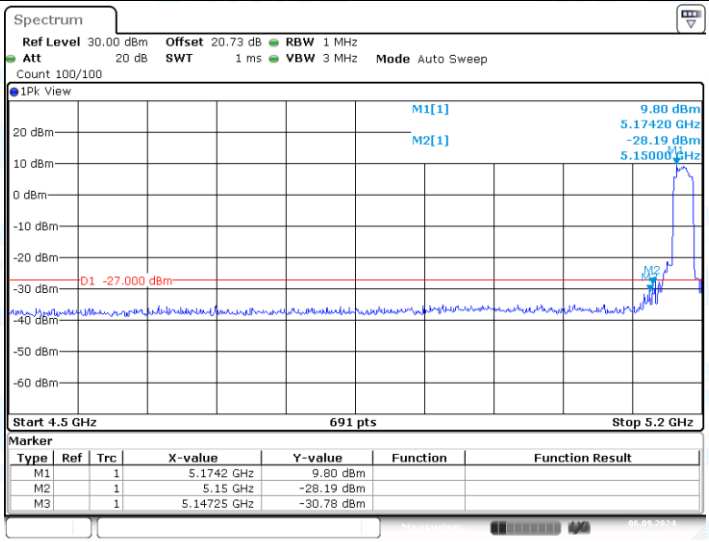

11AX20MIMO_Ant1_Low_5180

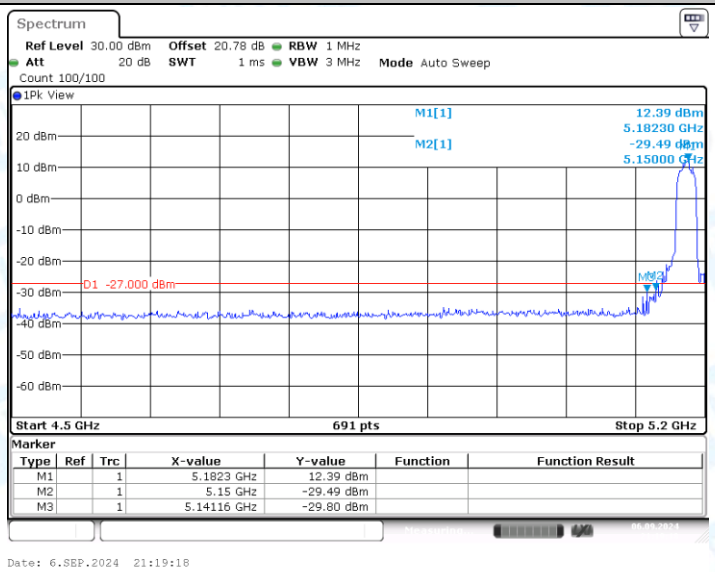

11AX20MIMO_Ant2_Low_5180

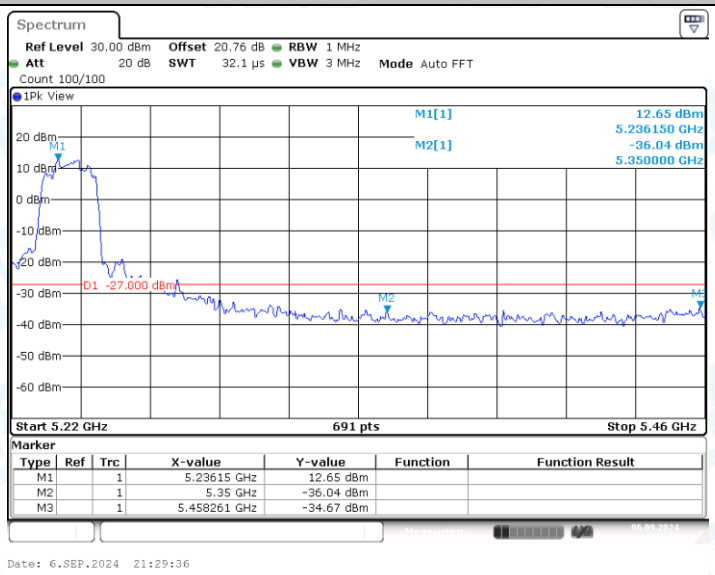

11AX20MIMO_Ant1_High_5240

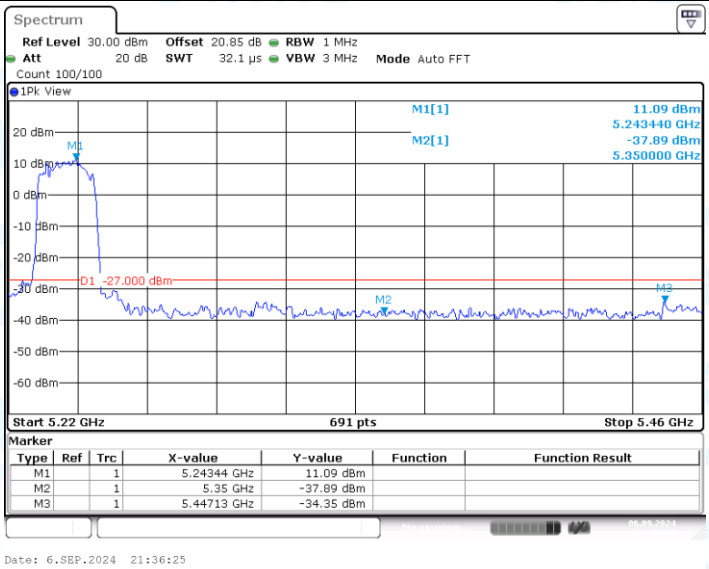

11AX20MIMO_Ant2_High_5240

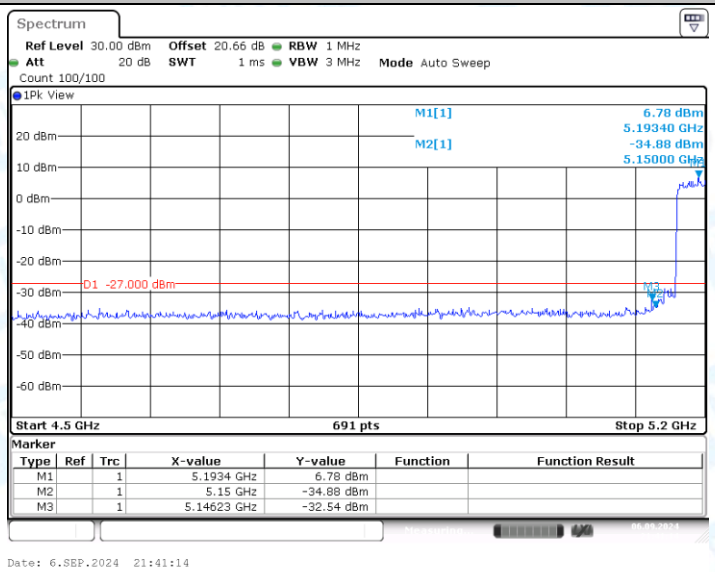

11AX40MIMO_Ant1_Low_5190

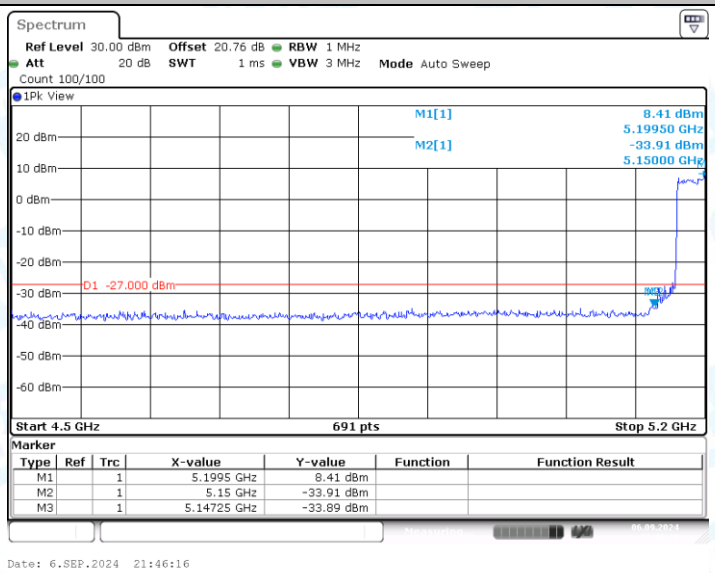

11AX40MIMO_Ant2_Low_5190

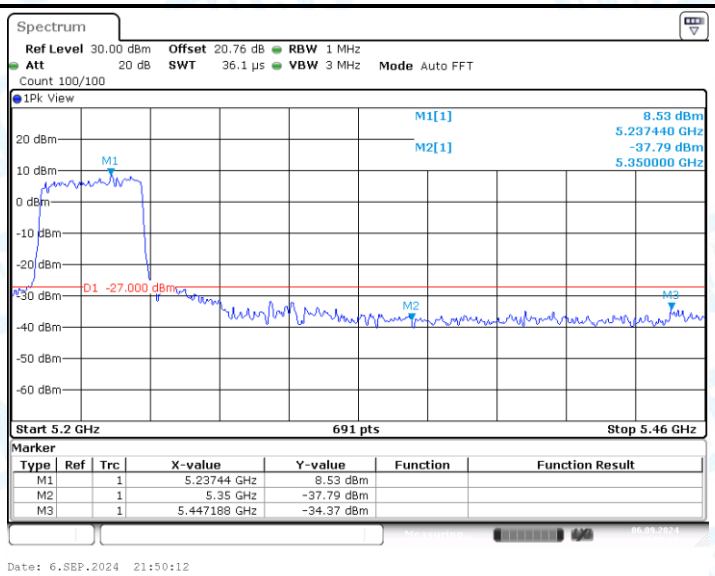

11AX40MIMO_Ant1_High_5230

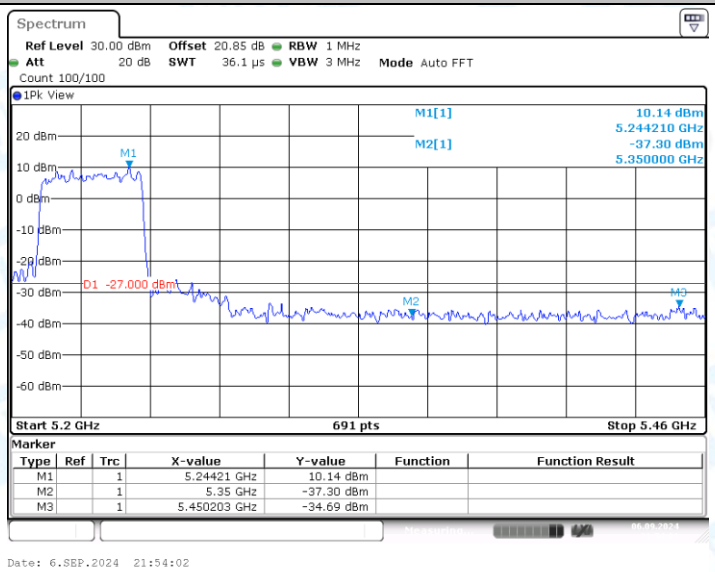

11AX40MIMO_Ant2_High_5230

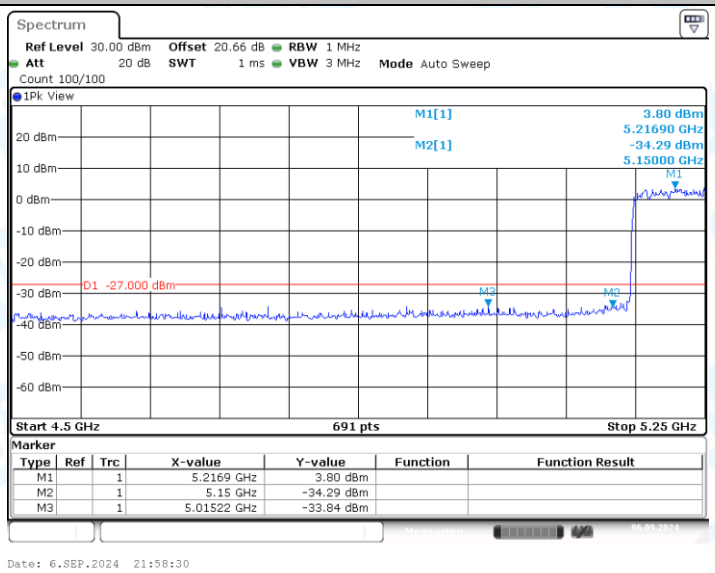

11AX80MIMO_Ant1_Low_5210

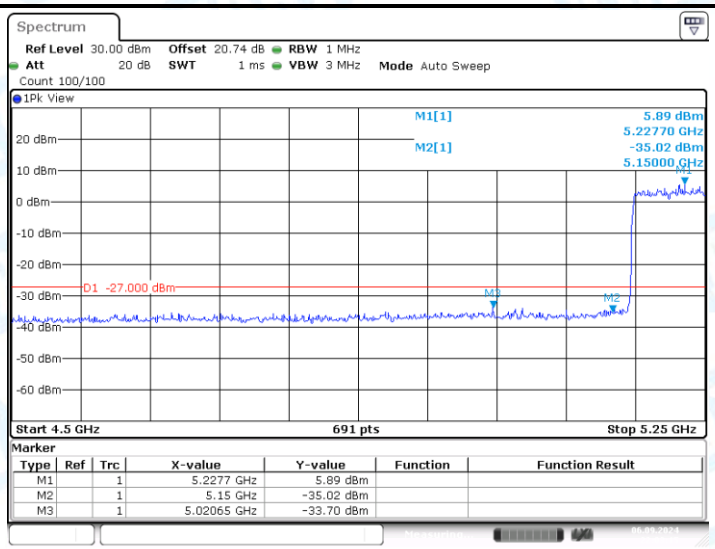

11AX80MIMO_Ant2_Low_5210

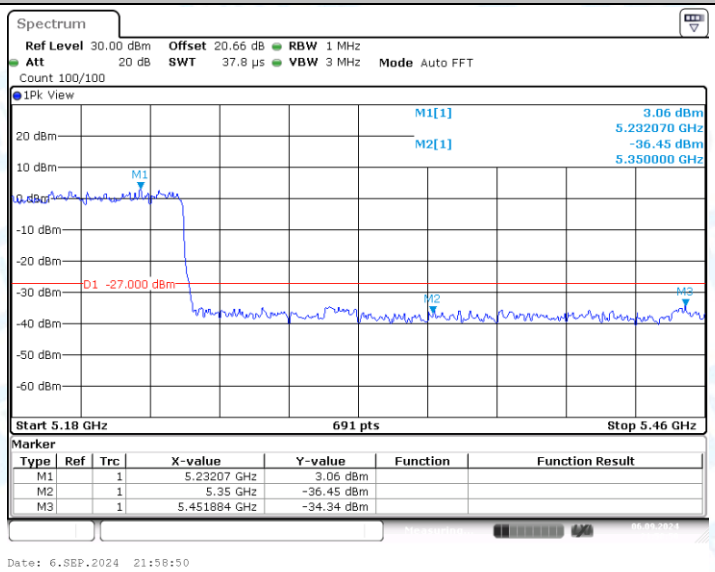

11AX80MIMO_Ant1_High_5210

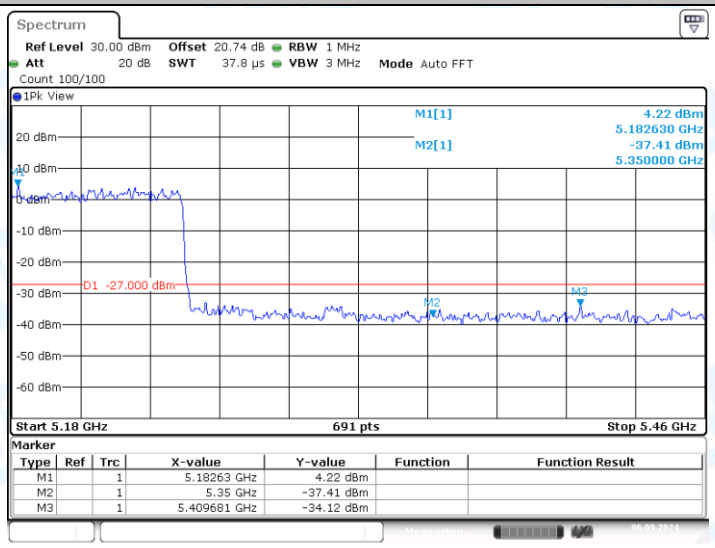

11AX80MIMO_Ant2_High_5210

6. Emissions in Restricted Bands

6.1.Test Result

TestMode	Antenna	ChName	Channel	Detector	Freq [MHz]	EIRP [dBm]	Limit [dBm]	Verdict
11A-CDD	Ant1	Low	5180	AV	4500.000	-47.14	≤-41.20	PASS
				AV	4995.072	-45.27	≤-41.20	PASS
				AV	5150.000	-46.02	≤-41.20	PASS
				Peak	4500.000	-37.51	≤-21.20	PASS
				Peak	5141.159	-28.03	≤-21.20	PASS
				Peak	5150.000	-28.26	≤-21.20	PASS
	Ant2	Low	5180	AV	4500.000	-47.06	≤-41.20	PASS
				AV	5138.116	-45.3	≤-41.20	PASS
				AV	5150.000	-45.34	≤-41.20	PASS
				Peak	4500.000	-35.74	≤-21.20	PASS
				Peak	5141.159	-30.78	≤-21.20	PASS
				Peak	5150.000	-32.09	≤-21.20	PASS
	total	Low	5180	AV	4500.000	-44.09	≤-41.20	PASS
				AV	5138.116	-42.27	≤-41.20	PASS
				AV	5150.000	-42.66	≤-41.20	PASS
				Peak	4500.000	-33.53	≤-21.20	PASS
				Peak	5141.159	-26.18	≤-21.20	PASS
				Peak	5150.000	-26.76	≤-21.20	PASS
	Ant1	High	5240	AV	5350.000	-49.7	≤-41.20	PASS
				AV	5446.783	-47.22	≤-41.20	PASS
				AV	5460.000	-48.93	≤-41.20	PASS
				Peak	5350.000	-37.44	≤-21.20	PASS
				Peak	5447.130	-33.95	≤-21.20	PASS
				Peak	5460.000	-36.93	≤-21.20	PASS
	Ant2	High	5240	AV	5350.000	-48.99	≤-41.20	PASS
				AV	5447.478	-46.9	≤-41.20	PASS
				AV	5460.000	-49.54	≤-41.20	PASS
				Peak	5350.000	-37.01	≤-21.20	PASS
				Peak	5450.609	-33.45	≤-21.20	PASS
				Peak	5460.000	-37.15	≤-21.20	PASS
	total	High	5240	AV	5350.000	-46.32	≤-41.20	PASS
				AV	5447.478	-44.05	≤-41.20	PASS
				AV	5460.000	-46.21	≤-41.20	PASS
				Peak	5350.000	-34.21	≤-21.20	PASS
				Peak	5450.609	-30.68	≤-21.20	PASS
				Peak	5460.000	-34.03	≤-21.20	PASS
11N20MIMO	Ant1	Low	5180	AV	4500.000	-50.55	≤-41.20	PASS
				AV	5148.261	-49.02	≤-41.20	PASS
				AV	5150.000	-48.77	≤-41.20	PASS

				Peak	4500.000	-40.96	≤-21.20	PASS
				Peak	5148.261	-27.05	≤-21.20	PASS
				Peak	5150.000	-26.3	≤-21.20	PASS
	Ant2	Low	5180	AV	4500.000	-50.11	≤-41.20	PASS
				AV	5149.275	-48.13	≤-41.20	PASS
				AV	5150.000	-48.06	≤-41.20	PASS
				Peak	4500.000	-40.47	≤-21.20	PASS
				Peak	5147.246	-25.03	≤-21.20	PASS
				Peak	5150.000	-23.94	≤-21.20	PASS
	total	Low	5180	AV	4500.000	-47.31	≤-41.20	PASS
				AV	5149.275	-45.54	≤-41.20	PASS
				AV	5150.000	-45.39	≤-41.20	PASS
				Peak	4500.000	-37.70	≤-21.20	PASS
				Peak	5147.246	-22.91	≤-21.20	PASS
				Peak	5150.000	-21.95	≤-21.20	PASS
	Ant1	High	5240	AV	5350.000	-49.15	≤-41.20	PASS
				AV	5447.130	-46.99	≤-41.20	PASS
				AV	5460.000	-49.74	≤-41.20	PASS
				Peak	5350.000	-41.05	≤-21.20	PASS
				Peak	5447.826	-38.34	≤-21.20	PASS
				Peak	5460.000	-40.96	≤-21.20	PASS
	Ant2	High	5240	AV	5350.000	-48.77	≤-41.20	PASS
				AV	5448.522	-47.32	≤-41.20	PASS
				AV	5460.000	-49.59	≤-41.20	PASS
				Peak	5350.000	-39.7	≤-21.20	PASS
				Peak	5446.783	-37.16	≤-21.20	PASS
				Peak	5460.000	-40.77	≤-21.20	PASS
	total	High	5240	AV	5350.000	-45.95	≤-41.20	PASS
				AV	5448.522	-44.14	≤-41.20	PASS
				AV	5460.000	-46.65	≤-41.20	PASS
				Peak	5350.000	-37.31	≤-21.20	PASS
				Peak	5446.783	-34.70	≤-21.20	PASS
				Peak	5460.000	-37.85	≤-21.20	PASS
11N40MIMO	Ant1	Low	5190	AV	4500.000	-50.2	≤-41.20	PASS
				AV	5149.275	-47.5	≤-41.20	PASS
				AV	5150.000	-47.98	≤-41.20	PASS
				Peak	4500.000	-40.5	≤-21.20	PASS
				Peak	5147.246	-37.46	≤-21.20	PASS
				Peak	5150.000	-36.9	≤-21.20	PASS
	Ant2	Low	5190	AV	4500.000	-50.03	≤-41.20	PASS
				AV	5149.275	-47.7	≤-41.20	PASS
				AV	5150.000	-47.61	≤-41.20	PASS
				Peak	4500.000	-40.04	≤-21.20	PASS
				Peak	5149.275	-29.91	≤-21.20	PASS
				Peak	5150.000	-36.44	≤-21.20	PASS

	total	Low	5190	AV	4500.000	-47.10	≤-41.20	PASS
				AV	5149.275	-44.59	≤-41.20	PASS
				AV	5150.000	-44.78	≤-41.20	PASS
				Peak	4500.000	-37.25	≤-21.20	PASS
				Peak	5149.275	-29.21	≤-21.20	PASS
				Peak	5150.000	-33.65	≤-21.20	PASS
	Ant1	High	5230	AV	5350.000	-49.35	≤-41.20	PASS
				AV	5447.188	-47.11	≤-41.20	PASS
				AV	5460.000	-49.04	≤-41.20	PASS
				Peak	5350.000	-40.41	≤-21.20	PASS
				Peak	5448.319	-37.8	≤-21.20	PASS
				Peak	5460.000	-40.47	≤-21.20	PASS
	Ant2	High	5230	AV	5350.000	-48.26	≤-41.20	PASS
				AV	5448.319	-46.95	≤-41.20	PASS
				AV	5460.000	-48.67	≤-41.20	PASS
				Peak	5350.000	-40.04	≤-21.20	PASS
				Peak	5359.391	-36.84	≤-21.20	PASS
				Peak	5460.000	-40.32	≤-21.20	PASS
	total	High	5230	AV	5350.000	-45.76	≤-41.20	PASS
				AV	5448.319	-44.02	≤-41.20	PASS
				AV	5460.000	-45.84	≤-41.20	PASS
				Peak	5350.000	-37.21	≤-21.20	PASS
				Peak	5359.391	-34.28	≤-21.20	PASS
				Peak	5460.000	-37.38	≤-21.20	PASS
11AC20MIMO	Ant1	Low	5180	AV	4500.000	-50.47	≤-41.20	PASS
				AV	5147.246	-48.87	≤-41.20	PASS
				AV	5150.000	-48.91	≤-41.20	PASS
				Peak	4500.000	-40.57	≤-21.20	PASS
				Peak	4958.551	-36.62	≤-21.20	PASS
				Peak	5150.000	-39.16	≤-21.20	PASS
	Ant2	Low	5180	AV	4500.000	-50.21	≤-41.20	PASS
				AV	5146.232	-48.53	≤-41.20	PASS
				AV	5150.000	-48.6	≤-41.20	PASS
				Peak	4500.000	-39.79	≤-21.20	PASS
				Peak	5149.275	-31.84	≤-21.20	PASS
				Peak	5150.000	-33.17	≤-21.20	PASS
	total	Low	5180	AV	4500.000	-47.33	≤-41.20	PASS
				AV	5146.232	-45.69	≤-41.20	PASS
				AV	5150.000	-45.74	≤-41.20	PASS
				Peak	4500.000	-37.15	≤-21.20	PASS
				Peak	5149.275	-30.59	≤-21.20	PASS
				Peak	5150.000	-32.19	≤-21.20	PASS
	Ant1	High	5240	AV	5350.000	-48.81	≤-41.20	PASS
				AV	5448.870	-47.31	≤-41.20	PASS
				AV	5460.000	-49.31	≤-41.20	PASS

				Peak	5350.000	-38.21	≤-21.20	PASS
				Peak	5350.087	-38.21	≤-21.20	PASS
				Peak	5460.000	-41.09	≤-21.20	PASS
	Ant2	High	5240	AV	5350.000	-48.76	≤-41.20	PASS
				AV	5448.174	-47.54	≤-41.20	PASS
				AV	5460.000	-48.77	≤-41.20	PASS
				Peak	5350.000	-38.81	≤-21.20	PASS
				Peak	5446.783	-36.87	≤-21.20	PASS
				Peak	5460.000	-40.11	≤-21.20	PASS
	total	High	5240	AV	5350.000	-45.77	≤-41.20	PASS
				AV	5448.174	-44.41	≤-41.20	PASS
				AV	5460.000	-46.02	≤-41.20	PASS
				Peak	5350.000	-35.49	≤-21.20	PASS
				Peak	5446.783	-34.48	≤-21.20	PASS
				Peak	5460.000	-37.56	≤-21.20	PASS
11AC40MIMO	Ant1	Low	5190	AV	4500.000	-50.42	≤-41.20	PASS
				AV	5148.261	-47.51	≤-41.20	PASS
				AV	5150.000	-47.03	≤-41.20	PASS
				Peak	4500.000	-40.85	≤-21.20	PASS
				Peak	5146.232	-35.05	≤-21.20	PASS
				Peak	5150.000	-36.05	≤-21.20	PASS
	Ant2	Low	5190	AV	4500.000	-50.48	≤-41.20	PASS
				AV	5147.246	-47.42	≤-41.20	PASS
				AV	5150.000	-47.19	≤-41.20	PASS
				Peak	4500.000	-39.7	≤-21.20	PASS
				Peak	5146.232	-26.35	≤-21.20	PASS
				Peak	5150.000	-29.23	≤-21.20	PASS
	total	Low	5190	AV	4500.000	-47.44	≤-41.20	PASS
				AV	5147.246	-44.45	≤-41.20	PASS
				AV	5150.000	-44.10	≤-41.20	PASS
				Peak	4500.000	-37.23	≤-21.20	PASS
				Peak	5146.232	-25.80	≤-21.20	PASS
				Peak	5150.000	-28.41	≤-21.20	PASS
	Ant1	High	5230	AV	5350.000	-48.42	≤-41.20	PASS
				AV	5447.565	-47.47	≤-41.20	PASS
				AV	5460.000	-49.11	≤-41.20	PASS
				Peak	5350.000	-40.32	≤-21.20	PASS
				Peak	5362.029	-36.26	≤-21.20	PASS
				Peak	5460.000	-40.39	≤-21.20	PASS
	Ant2	High	5230	AV	5350.000	-48.31	≤-41.20	PASS
				AV	5447.188	-47.28	≤-41.20	PASS
				AV	5460.000	-48.68	≤-41.20	PASS
				Peak	5350.000	-40.86	≤-21.20	PASS
				Peak	5451.333	-37.41	≤-21.20	PASS
				Peak	5460.000	-40.17	≤-21.20	PASS

	total	High	5230	AV	5350.000	-45.35	≤-41.20	PASS
				AV	5447.188	-44.36	≤-41.20	PASS
				AV	5460.000	-45.88	≤-41.20	PASS
				Peak	5350.000	-37.57	≤-21.20	PASS
				Peak	5451.333	-33.79	≤-21.20	PASS
				Peak	5460.000	-37.27	≤-21.20	PASS
11AC80MIMO	Ant1	Low	5210	AV	4500.000	-50.12	≤-41.20	PASS
				AV	5148.913	-47.46	≤-41.20	PASS
				AV	5150.000	-47.9	≤-41.20	PASS
				Peak	4500.000	-40.58	≤-21.20	PASS
				Peak	5148.913	-33.02	≤-21.20	PASS
				Peak	5150.000	-33.61	≤-21.20	PASS
	Ant2	Low	5210	AV	4500.000	-50.17	≤-41.20	PASS
				AV	5148.913	-47.36	≤-41.20	PASS
				AV	5150.000	-47.71	≤-41.20	PASS
				Peak	4500.000	-39.72	≤-21.20	PASS
				Peak	5135.870	-33.86	≤-21.20	PASS
				Peak	5150.000	-36.35	≤-21.20	PASS
	total	Low	5210	AV	4500.000	-47.13	≤-41.20	PASS
				AV	5148.913	-44.40	≤-41.20	PASS
				AV	5150.000	-44.79	≤-41.20	PASS
				Peak	4500.000	-37.12	≤-21.20	PASS
				Peak	5135.870	-30.41	≤-21.20	PASS
				Peak	5150.000	-31.76	≤-21.20	PASS
	Ant1	High	5210	AV	5350.000	-49.45	≤-41.20	PASS
				AV	5447.014	-46.84	≤-41.20	PASS
				AV	5460.000	-49.22	≤-41.20	PASS
				Peak	5350.000	-40.31	≤-21.20	PASS
				Peak	5388.174	-38.24	≤-21.20	PASS
				Peak	5460.000	-40.11	≤-21.20	PASS
	Ant2	High	5210	AV	5350.000	-49.13	≤-41.20	PASS
				AV	5447.826	-47.04	≤-41.20	PASS
				AV	5460.000	-48.92	≤-41.20	PASS
				Peak	5350.000	-38.7	≤-21.20	PASS
				Peak	5356.522	-37.54	≤-21.20	PASS
				Peak	5460.000	-39.84	≤-21.20	PASS
	total	High	5210	AV	5350.000	-46.28	≤-41.20	PASS
				AV	5447.826	-43.93	≤-41.20	PASS
				AV	5460.000	-46.06	≤-41.20	PASS
				Peak	5350.000	-36.42	≤-21.20	PASS
				Peak	5356.522	-34.87	≤-21.20	PASS
				Peak	5460.000	-36.96	≤-21.20	PASS
11AX20MIMO	Ant1	Low	5180	AV	4500.000	-50.23	≤-41.20	PASS
				AV	5148.261	-48.09	≤-41.20	PASS
				AV	5150.000	-48.6	≤-41.20	PASS

				Peak	4500.000	-40.54	≤-21.20	PASS
				Peak	5149.275	-27.39	≤-21.20	PASS
				Peak	5150.000	-33.6	≤-21.20	PASS
	Ant2	Low	5180	AV	4500.000	-50.25	≤-41.20	PASS
				AV	5147.246	-48.39	≤-41.20	PASS
				AV	5150.000	-48.18	≤-41.20	PASS
				Peak	4500.000	-41.05	≤-21.20	PASS
				Peak	5148.261	-25.77	≤-21.20	PASS
				Peak	5150.000	-27.73	≤-21.20	PASS
	total	Low	5180	AV	4500.000	-47.23	≤-41.20	PASS
				AV	5147.246	-45.23	≤-41.20	PASS
				AV	5150.000	-45.37	≤-41.20	PASS
				Peak	4500.000	-37.78	≤-21.20	PASS
				Peak	5148.261	-23.49	≤-21.20	PASS
				Peak	5150.000	-26.73	≤-21.20	PASS
	Ant1	High	5240	AV	5350.000	-49.36	≤-41.20	PASS
				AV	5447.826	-47.1	≤-41.20	PASS
				AV	5460.000	-48.81	≤-41.20	PASS
				Peak	5350.000	-40.06	≤-21.20	PASS
				Peak	5456.174	-38.34	≤-21.20	PASS
				Peak	5460.000	-40.02	≤-21.20	PASS
	Ant2	High	5240	AV	5350.000	-49.4	≤-41.20	PASS
				AV	5448.174	-47.24	≤-41.20	PASS
				AV	5460.000	-49.3	≤-41.20	PASS
				Peak	5350.000	-38.62	≤-21.20	PASS
				Peak	5450.261	-37.54	≤-21.20	PASS
				Peak	5460.000	-39.63	≤-21.20	PASS
	total	High	5240	AV	5350.000	-46.37	≤-41.20	PASS
				AV	5448.174	-44.16	≤-41.20	PASS
				AV	5460.000	-46.04	≤-41.20	PASS
				Peak	5350.000	-36.27	≤-21.20	PASS
				Peak	5450.261	-34.91	≤-21.20	PASS
				Peak	5460.000	-36.81	≤-21.20	PASS
11AX40MIMO	Ant1	Low	5190	AV	4500.000	-50.62	≤-41.20	PASS
				AV	5149.275	-46.22	≤-41.20	PASS
				AV	5150.000	-46.06	≤-41.20	PASS
				Peak	4500.000	-40.73	≤-21.20	PASS
				Peak	5147.246	-33.75	≤-21.20	PASS
				Peak	5150.000	-34.65	≤-21.20	PASS
	Ant2	Low	5190	AV	4500.000	-50.27	≤-41.20	PASS
				AV	5149.275	-45.99	≤-41.20	PASS
				AV	5150.000	-45.56	≤-41.20	PASS
				Peak	4500.000	-40.33	≤-21.20	PASS
				Peak	5148.261	-31.82	≤-21.20	PASS
				Peak	5150.000	-32.8	≤-21.20	PASS

	total	Low	5190	AV	4500.000	-47.43	≤-41.20	PASS
				AV	5149.275	-43.09	≤-41.20	PASS
				AV	5150.000	-42.79	≤-41.20	PASS
				Peak	4500.000	-37.52	≤-21.20	PASS
				Peak	5148.261	-29.67	≤-21.20	PASS
				Peak	5150.000	-30.62	≤-21.20	PASS
	Ant1	High	5230	AV	5350.000	-49.62	≤-41.20	PASS
				AV	5448.696	-47.2	≤-41.20	PASS
				AV	5460.000	-48.23	≤-41.20	PASS
				Peak	5350.000	-41.4	≤-21.20	PASS
				Peak	5447.942	-38.05	≤-21.20	PASS
				Peak	5460.000	-40.66	≤-21.20	PASS
	Ant2	High	5230	AV	5350.000	-48.72	≤-41.20	PASS
				AV	5447.942	-47.02	≤-41.20	PASS
				AV	5460.000	-49.22	≤-41.20	PASS
				Peak	5350.000	-38.57	≤-21.20	PASS
				Peak	5449.072	-37.95	≤-21.20	PASS
				Peak	5460.000	-41.68	≤-21.20	PASS
	total	High	5230	AV	5350.000	-46.14	≤-41.20	PASS
				AV	5447.942	-44.10	≤-41.20	PASS
				AV	5460.000	-45.69	≤-41.20	PASS
				Peak	5350.000	-36.75	≤-21.20	PASS
				Peak	5449.072	-34.99	≤-21.20	PASS
				Peak	5460.000	-38.13	≤-21.20	PASS
11AX80MIMO	Ant1	Low	5210	AV	4500.000	-50.22	≤-41.20	PASS
				AV	5144.565	-46.48	≤-41.20	PASS
				AV	5150.000	-46.65	≤-41.20	PASS
				Peak	4500.000	-40.43	≤-21.20	PASS
				Peak	5141.304	-34.87	≤-21.20	PASS
				Peak	5150.000	-35.15	≤-21.20	PASS
	Ant2	Low	5210	AV	4500.000	-50.61	≤-41.20	PASS
				AV	5148.913	-46.95	≤-41.20	PASS
				AV	5150.000	-47.32	≤-41.20	PASS
				Peak	4500.000	-40.77	≤-21.20	PASS
				Peak	5145.652	-33.44	≤-21.20	PASS
				Peak	5150.000	-35.87	≤-21.20	PASS
	total	Low	5210	AV	4500.000	-47.40	≤-41.20	PASS
				AV	5148.913	-43.70	≤-41.20	PASS
				AV	5150.000	-43.96	≤-41.20	PASS
				Peak	4500.000	-37.59	≤-21.20	PASS
				Peak	5145.652	-31.09	≤-21.20	PASS
				Peak	5150.000	-32.48	≤-21.20	PASS
	Ant1	High	5210	AV	5350.000	-49.29	≤-41.20	PASS
				AV	5448.232	-47.47	≤-41.20	PASS
				AV	5460.000	-48.75	≤-41.20	PASS

				Peak	5350.000	-40.89	≤-21.20	PASS
				Peak	5447.826	-38.44	≤-21.20	PASS
				Peak	5460.000	-41.45	≤-21.20	PASS
	Ant2	High	5210	AV	5350.000	-48.72	≤-41.20	PASS
				AV	5447.826	-47.08	≤-41.20	PASS
				AV	5460.000	-48.96	≤-41.20	PASS
				Peak	5350.000	-41.03	≤-21.20	PASS
				Peak	5451.072	-37.72	≤-21.20	PASS
				Peak	5460.000	-39.38	≤-21.20	PASS
	total	High	5210	AV	5350.000	-45.99	≤-41.20	PASS
				AV	5447.826	-44.26	≤-41.20	PASS
				AV	5460.000	-45.84	≤-41.20	PASS
				Peak	5350.000	-37.95	≤-21.20	PASS
				Peak	5451.072	-35.05	≤-21.20	PASS
				Peak	5460.000	-37.28	≤-21.20	PASS

Note:

1. The Antenna Gain is compensated in the graph.
2. For transmitters operating in 5150-5350 GHz band and 5470-5725 GHz band: The limit in dBm for average detector is conversion from 54dBuV/m, according to 15.209(a). The limit in dBm for peak detector is 20dB above the limit of average detector in dBm.
3. The Duty Cycle Factor is compensated in the graph.

6.2.Test Graphs

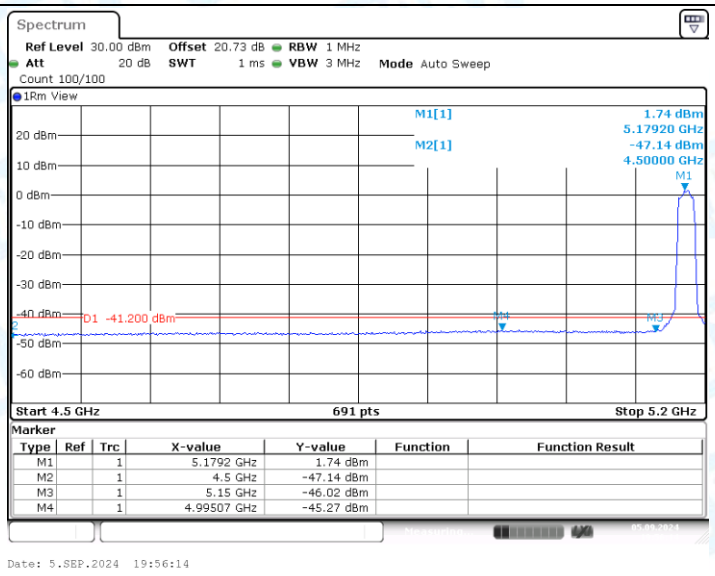

11A-CDD_Ant1_Low_5180_AV

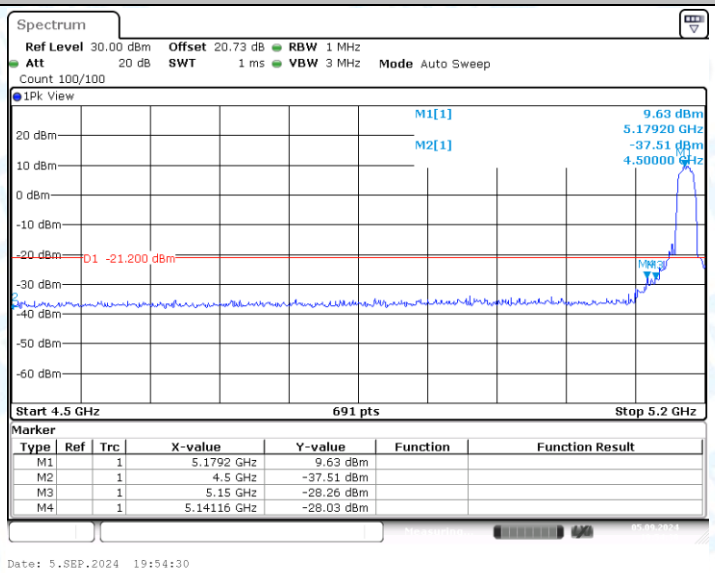

11A-CDD_Ant1_Low_5180_Peak

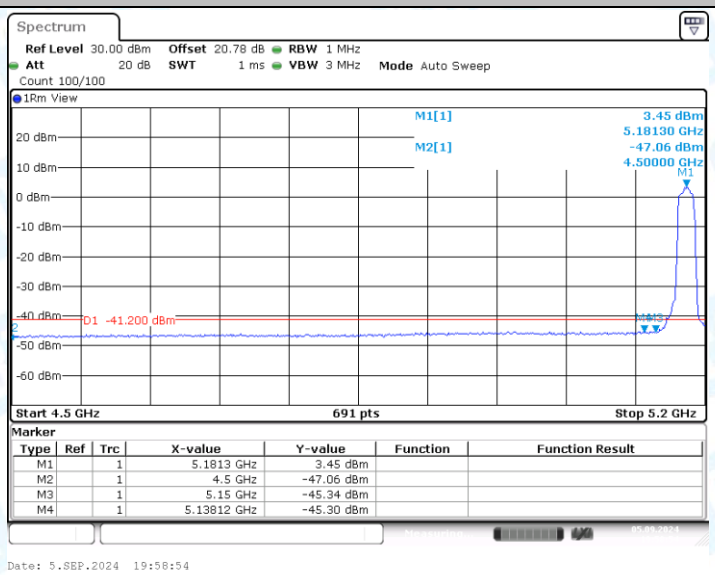

11A-CDD_Ant2_Low_5180_AV

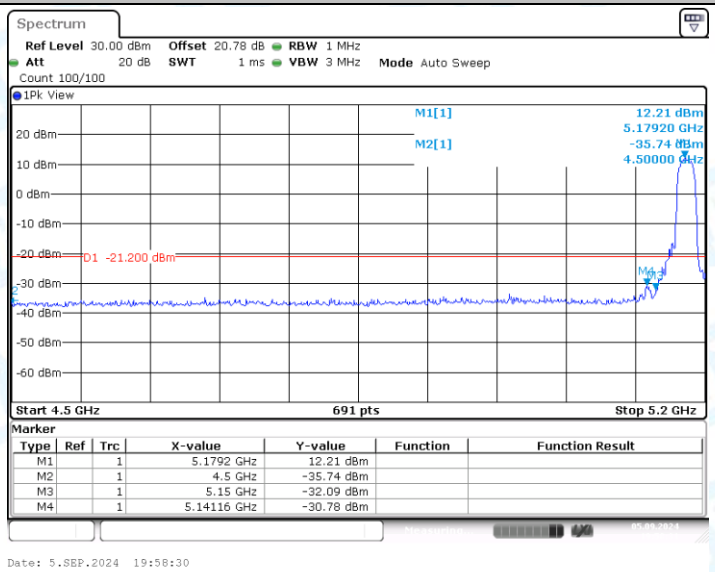

11A-CDD_Ant2_Low_5180_Peak

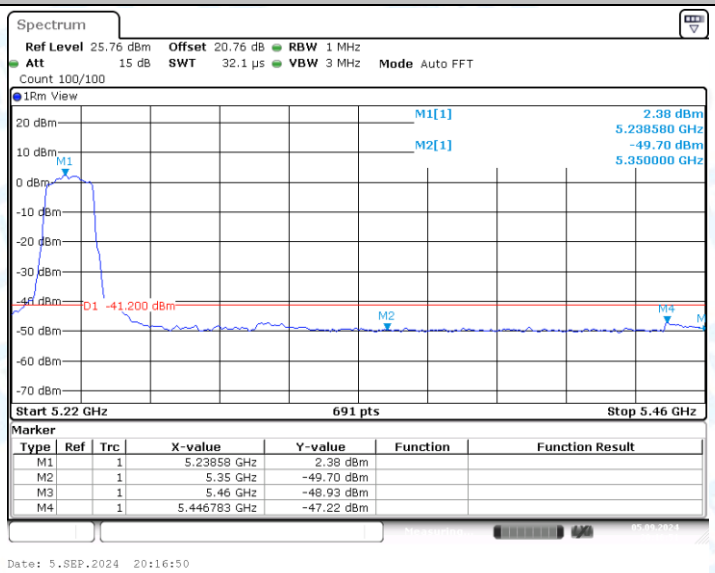

11A-CDD_Ant1_High_5240_AV

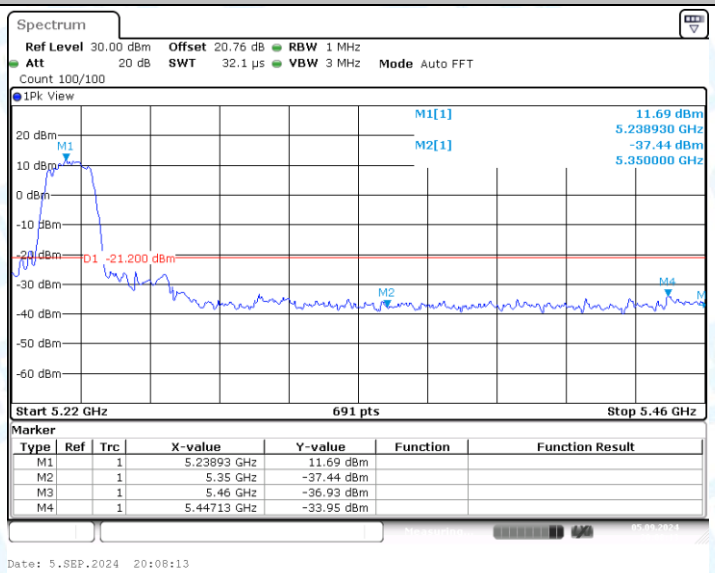

11A-CDD_Ant1_High_5240_Peak

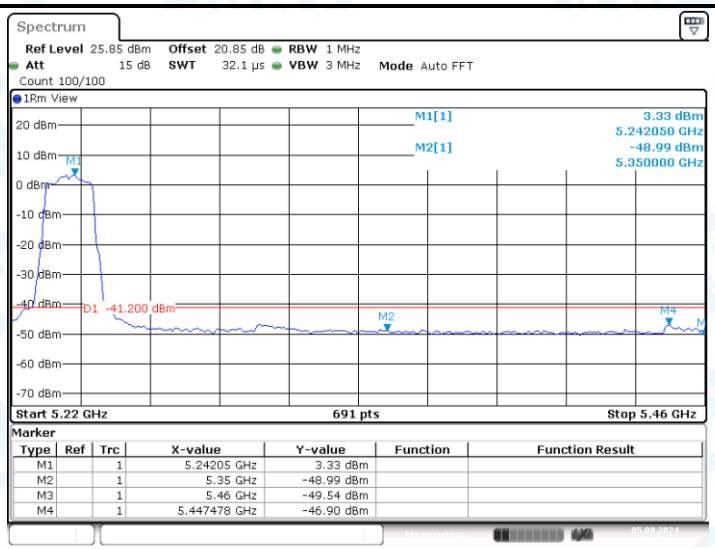

11A-CDD_Ant2_High_5240_AV

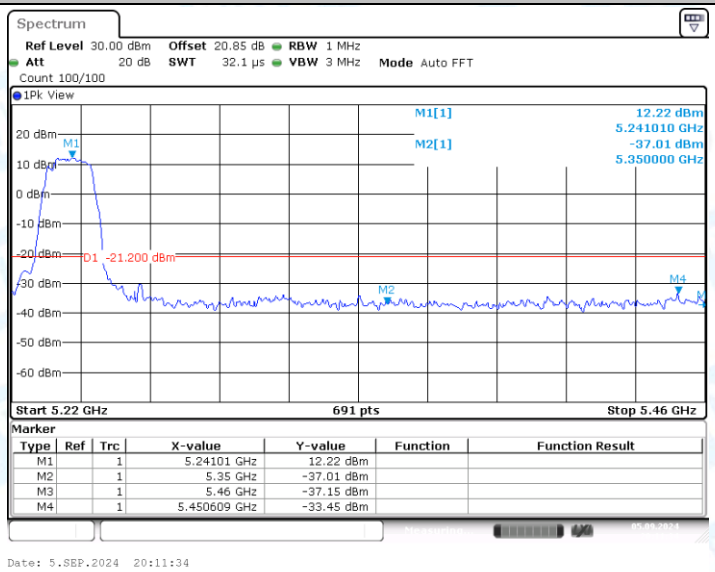

11A-CDD_Ant2_High_5240_Peak

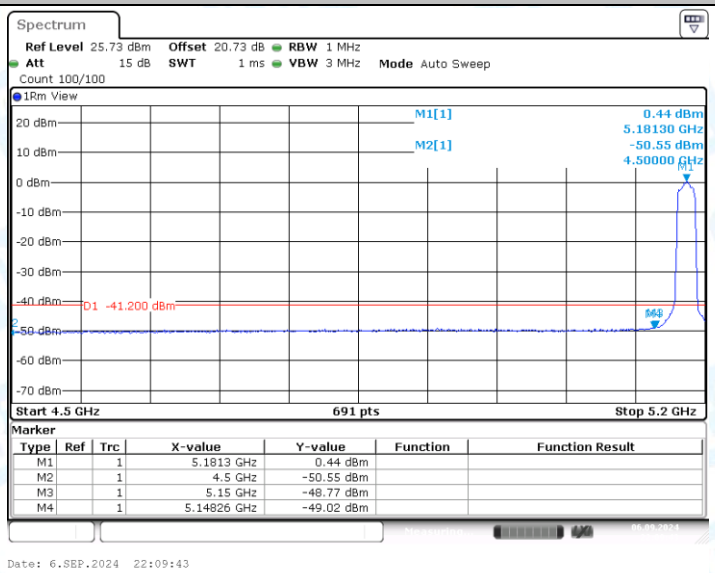

11N20MIMO_Ant1_Low_5180_AV

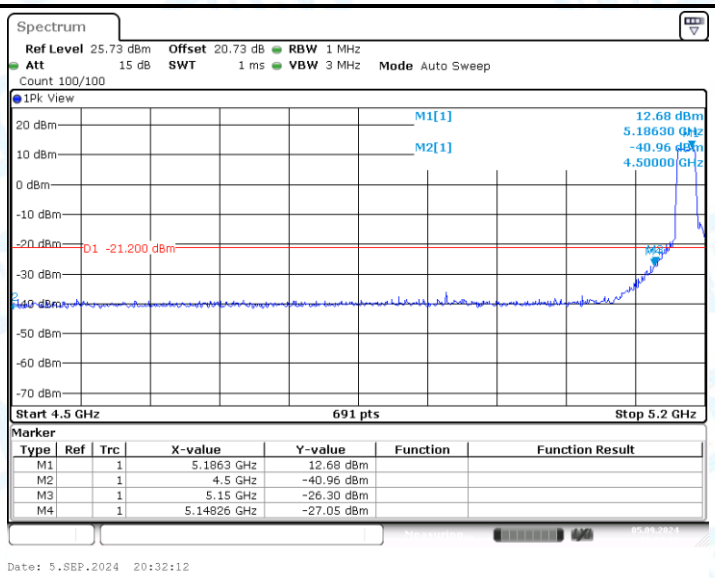

11N20MIMO_Ant1_Low_5180_Peak

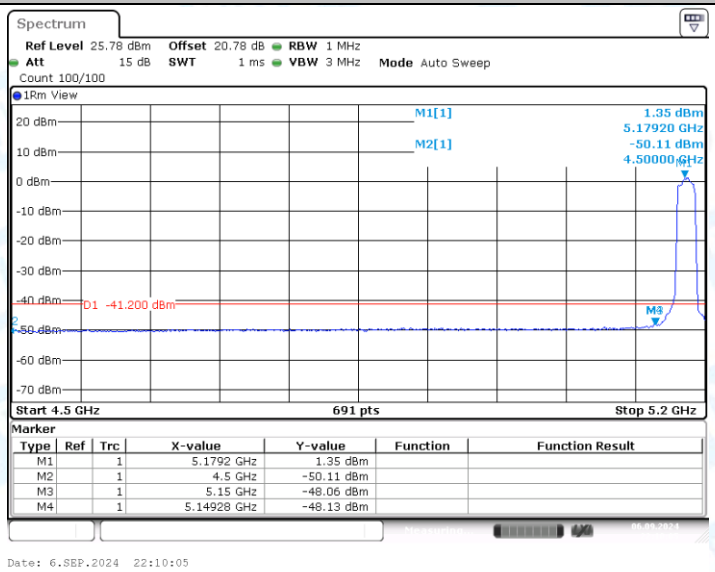

11N20MIMO_Ant2_Low_5180_AV

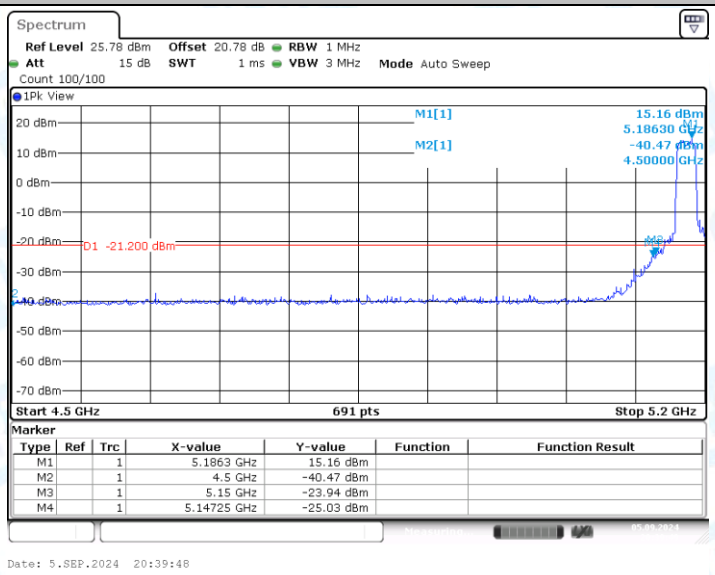

11N20MIMO_Ant2_Low_5180_Peak

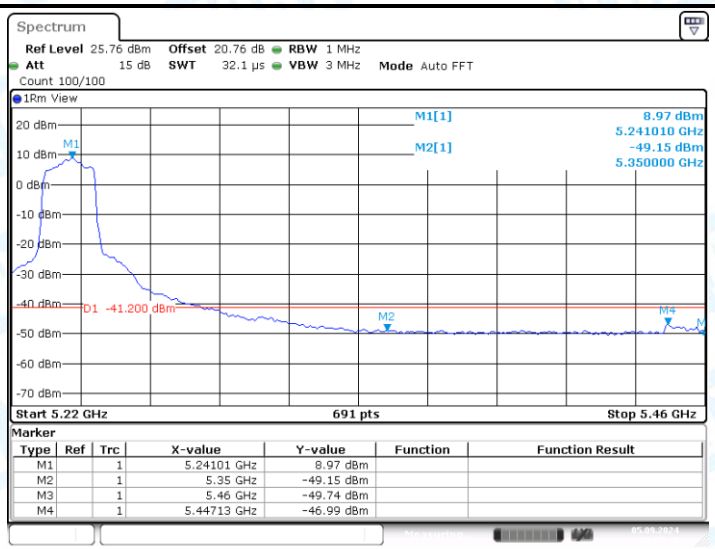

11N20MIMO_Ant1_High_5240_AV

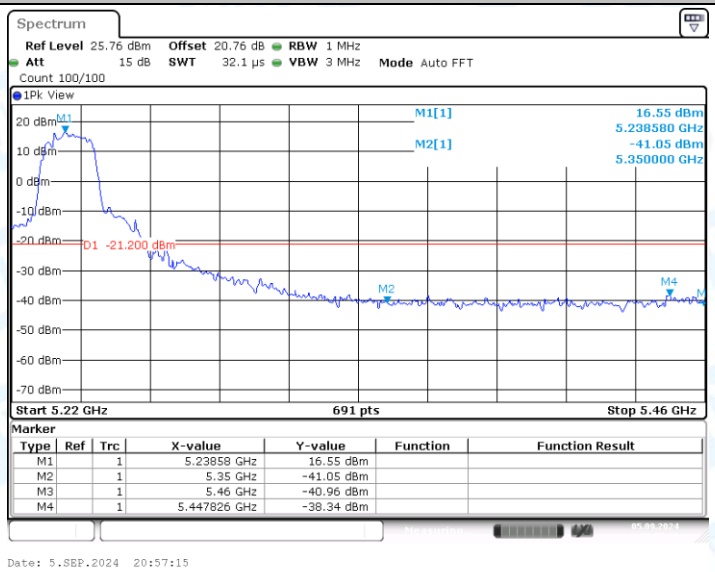

11N20MIMO_Ant1_High_5240_Peak

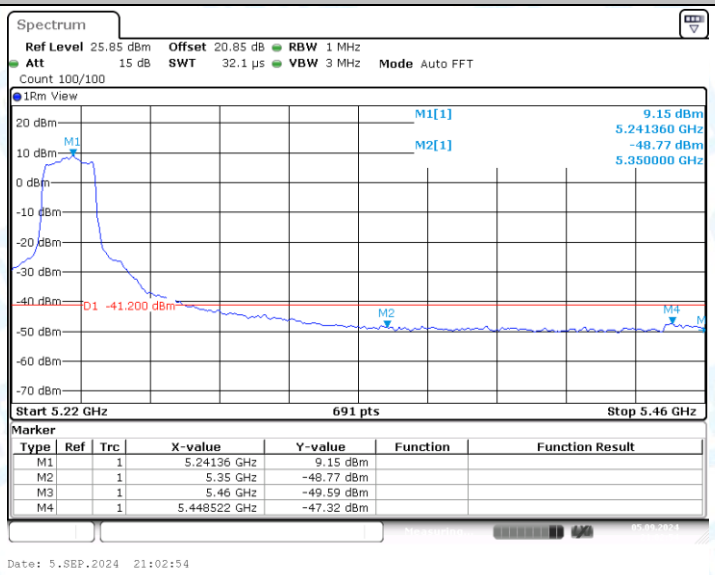

11N20MIMO_Ant2_High_5240_AV

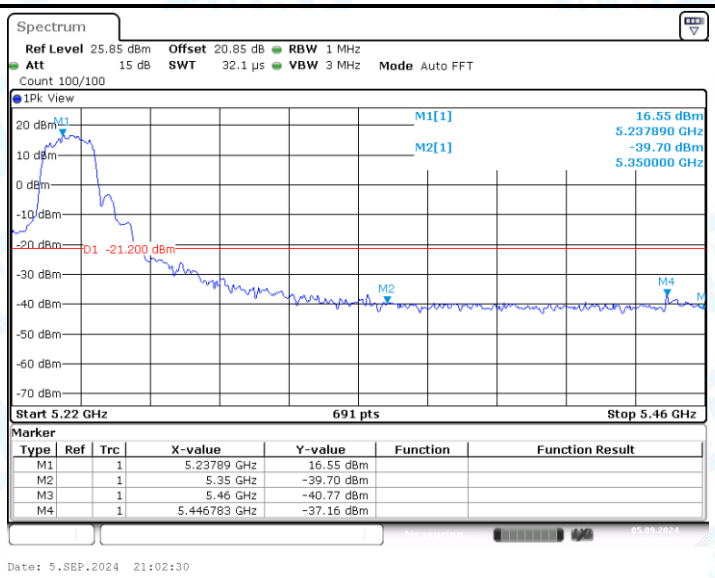

11N20MIMO_Ant2_High_5240_Peak

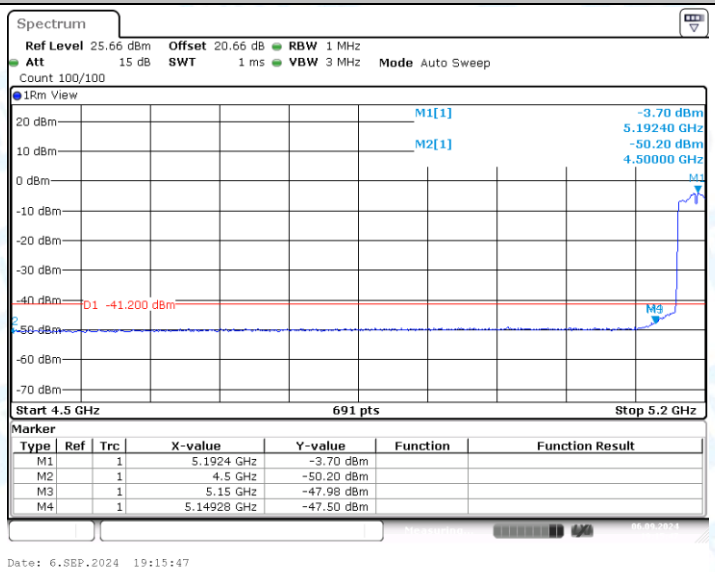

11N40MIMO_Ant1_Low_5190_AV

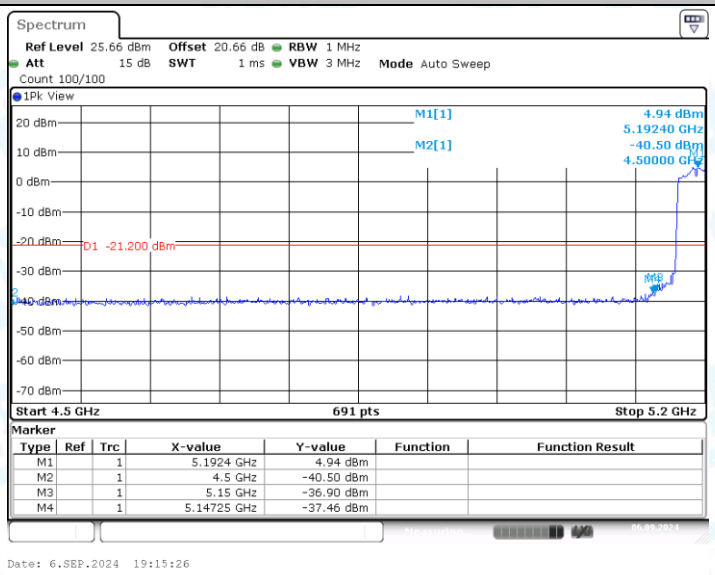

11N40MIMO_Ant1_Low_5190_Peak

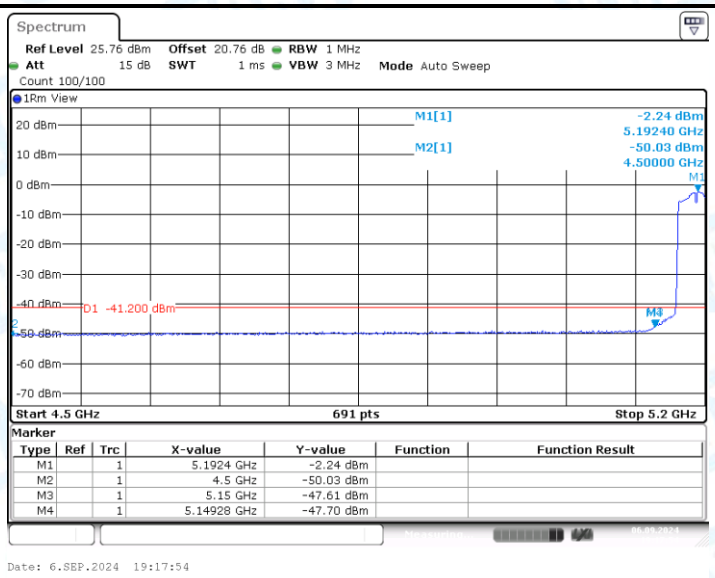

11N40MIMO_Ant2_Low_5190_AV

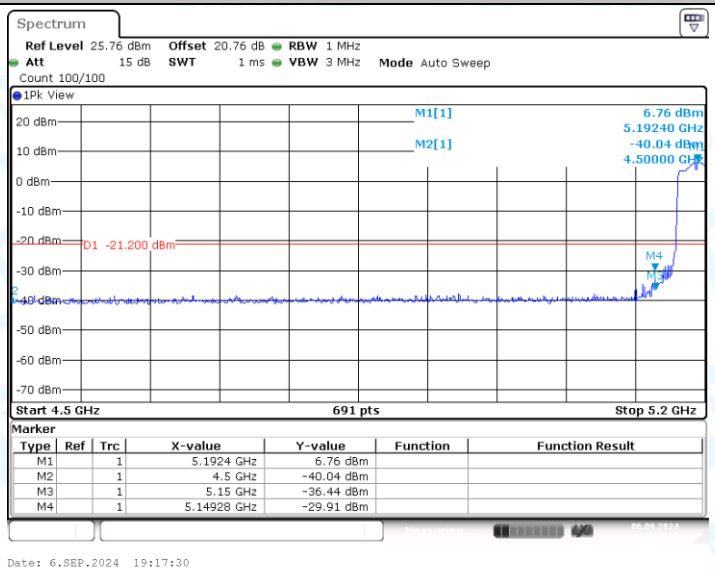

11N40MIMO_Ant2_Low_5190_Peak

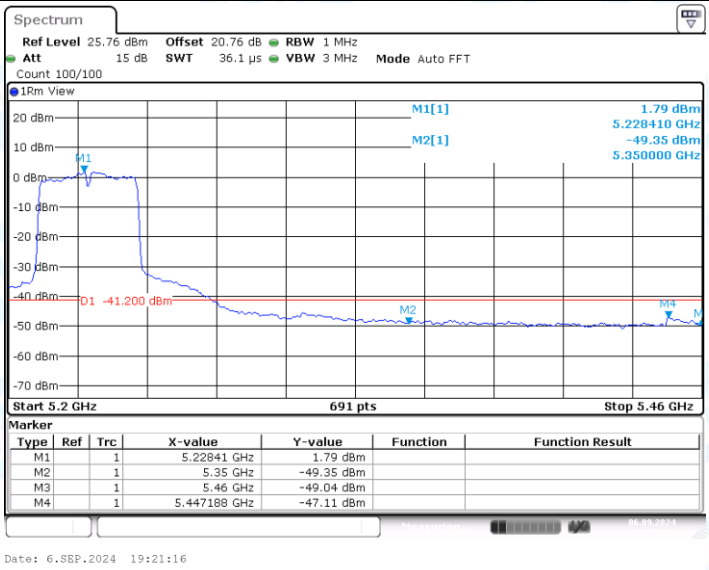

11N40MIMO_Ant1_High_5230_AV

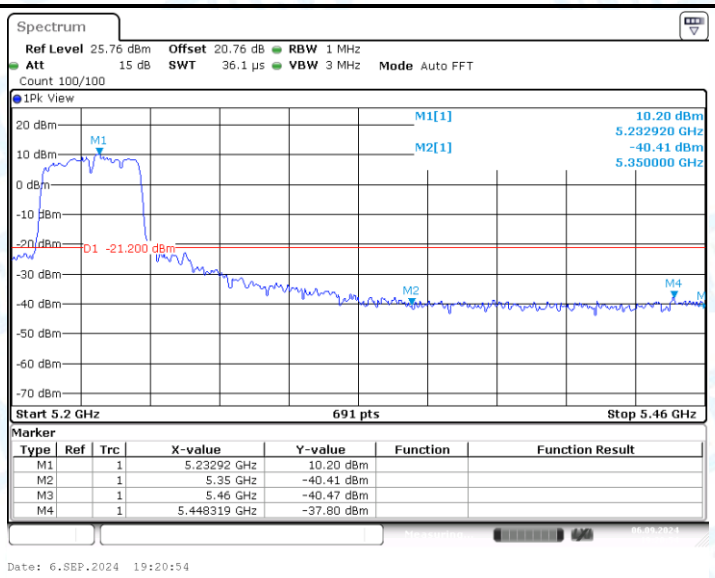

11N40MIMO_Ant1_High_5230_Peak

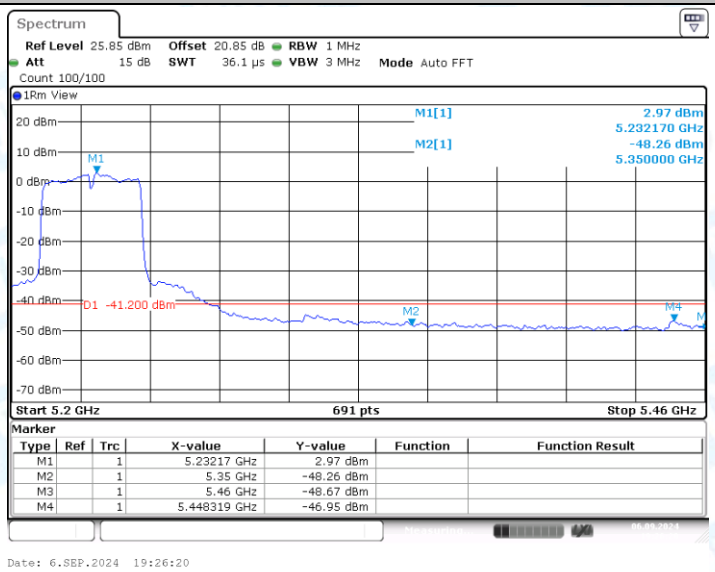

11N40MIMO_Ant2_High_5230_AV

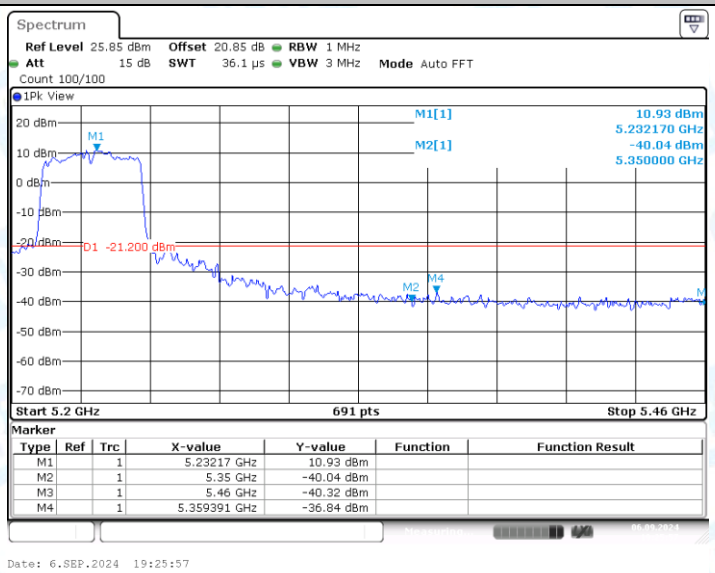

11N40MIMO_Ant2_High_5230_Peak

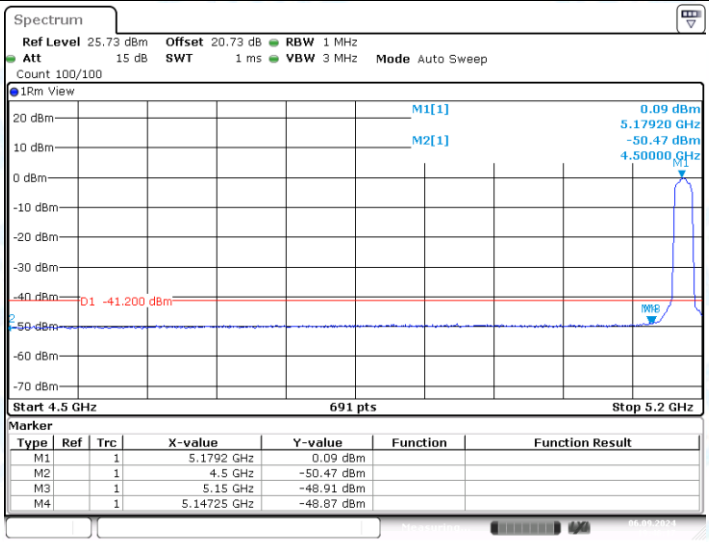

11AC20MIMO_Ant1_Low_5180_AV

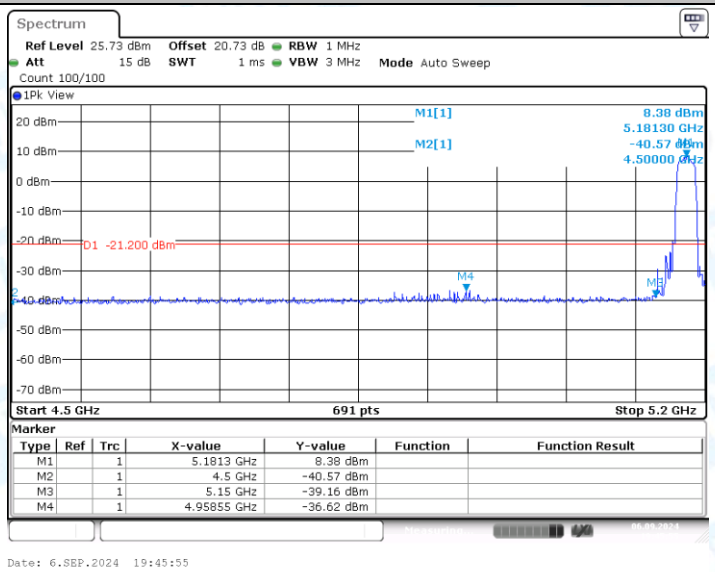

11AC20MIMO_Ant1_Low_5180_Peak

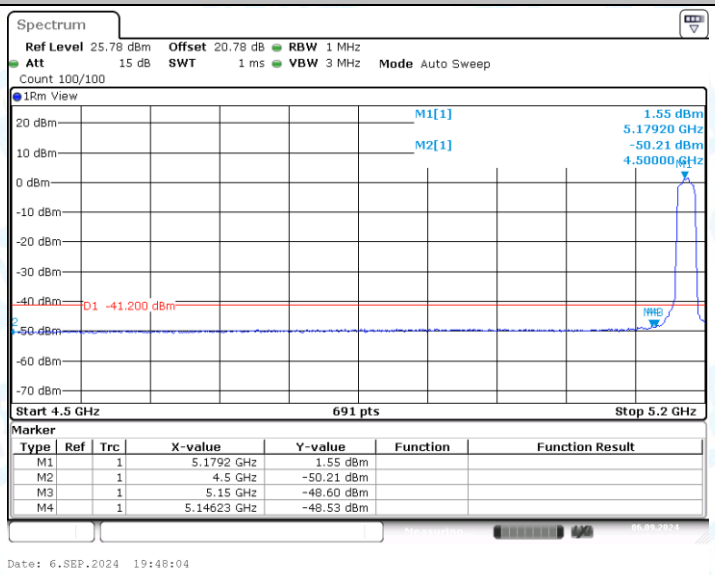

11AC20MIMO_Ant2_Low_5180_AV

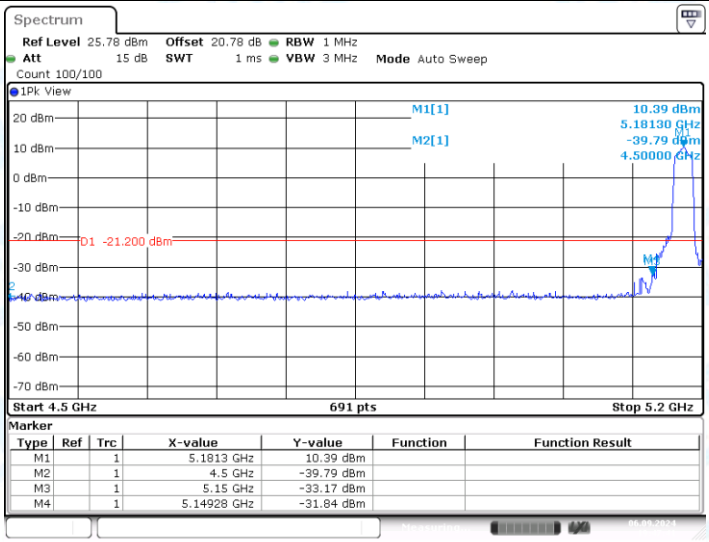

11AC20MIMO_Ant2_Low_5180_Peak

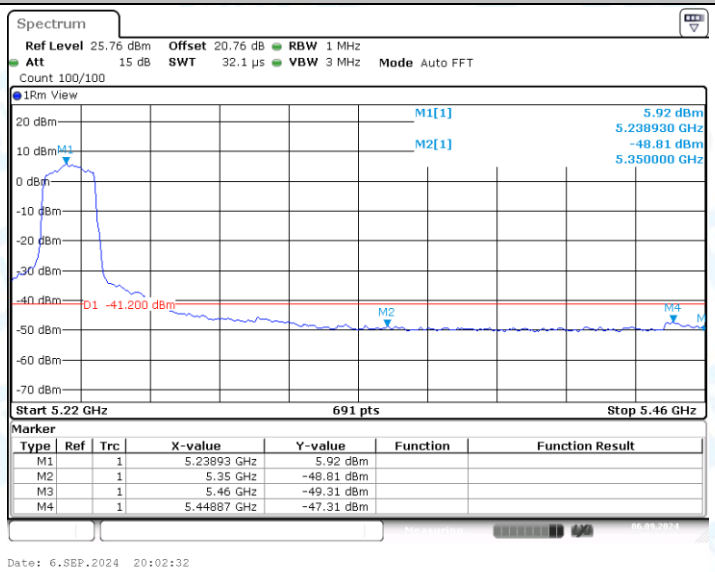

11AC20MIMO_Ant1_High_5240_AV

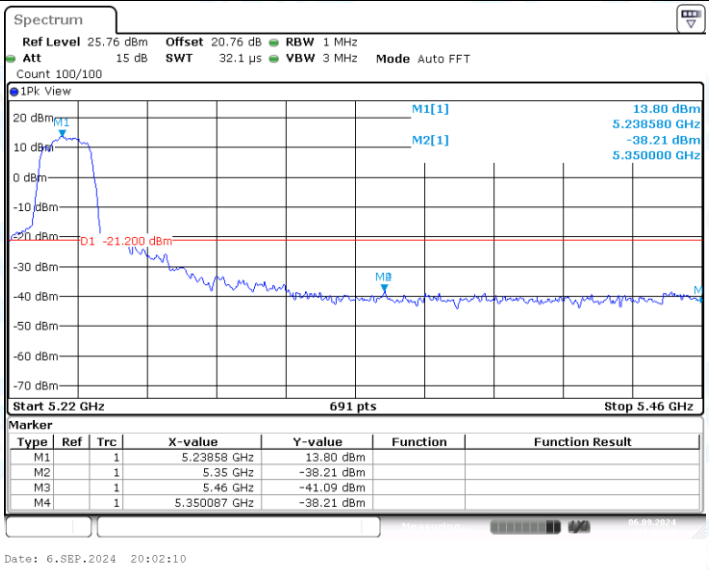

11AC20MIMO_Ant1_High_5240_Peak

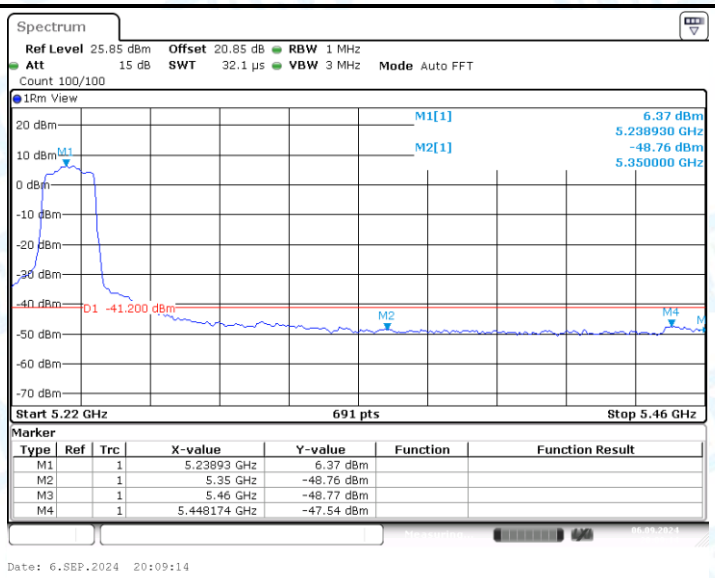

11AC20MIMO_Ant2_High_5240_AV

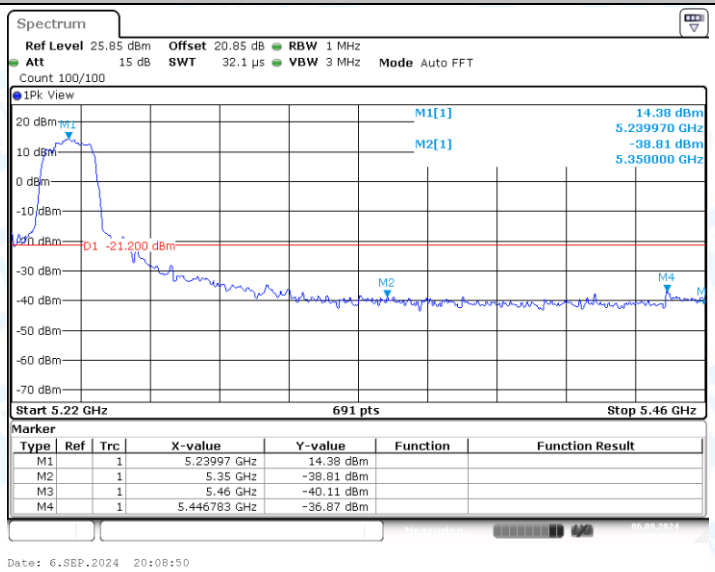

11AC20MIMO_Ant2_High_5240_Peak

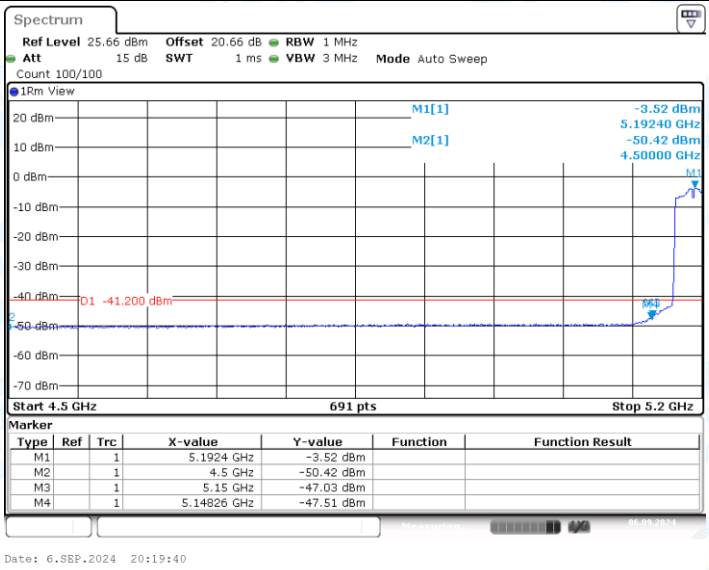

11AC40MIMO_Ant1_Low_5190_AV

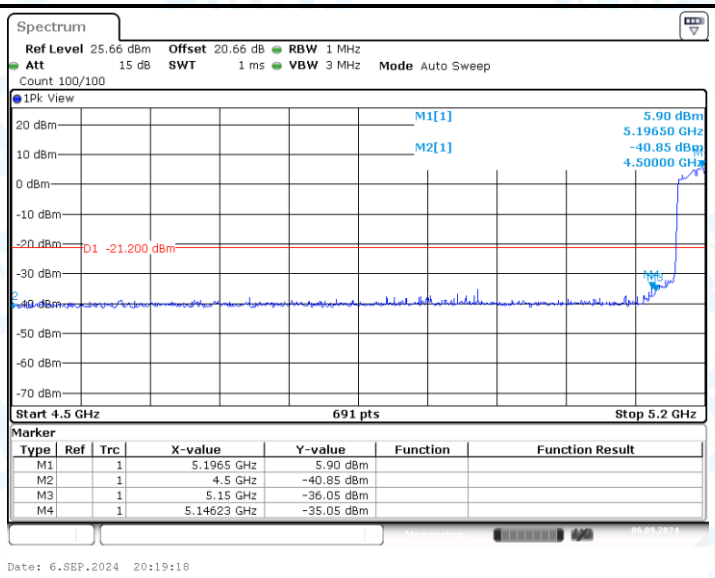

11AC40MIMO_Ant1_Low_5190_Peak

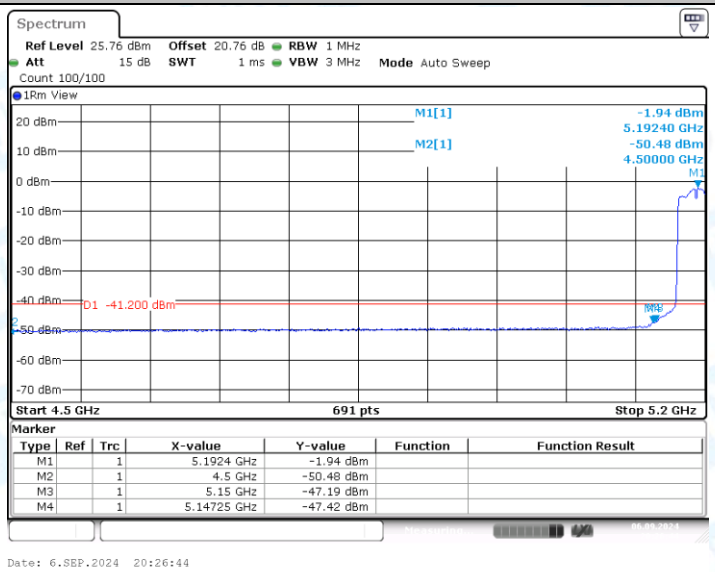

11AC40MIMO_Ant2_Low_5190_AV

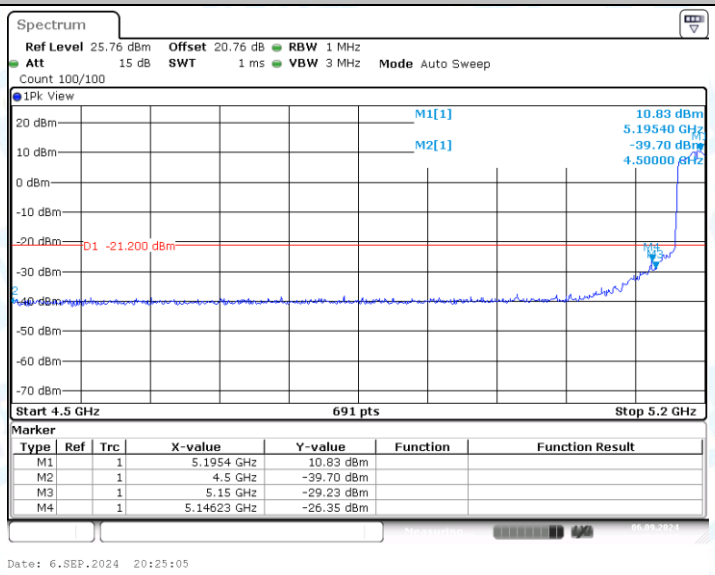

11AC40MIMO_Ant2_Low_5190_Peak

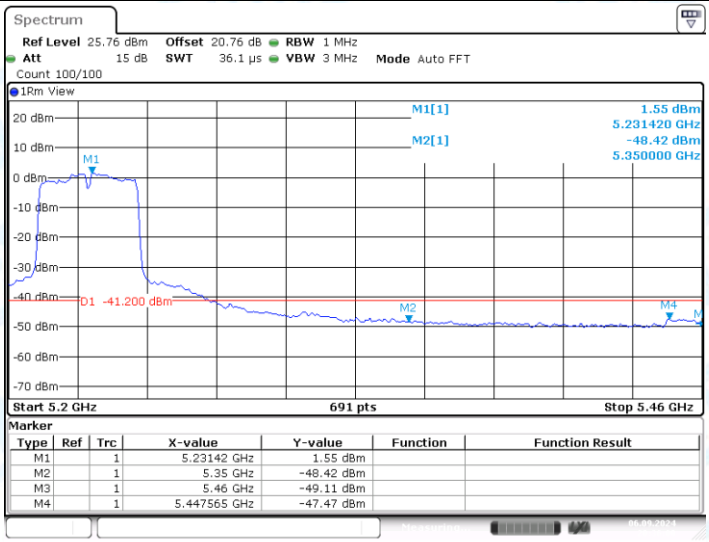

11AC40MIMO_Ant1_High_5230_AV

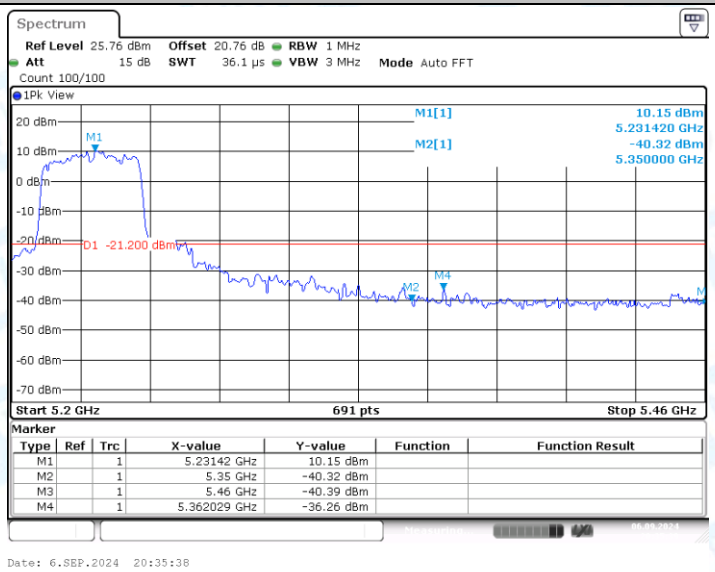

11AC40MIMO_Ant1_High_5230_Peak

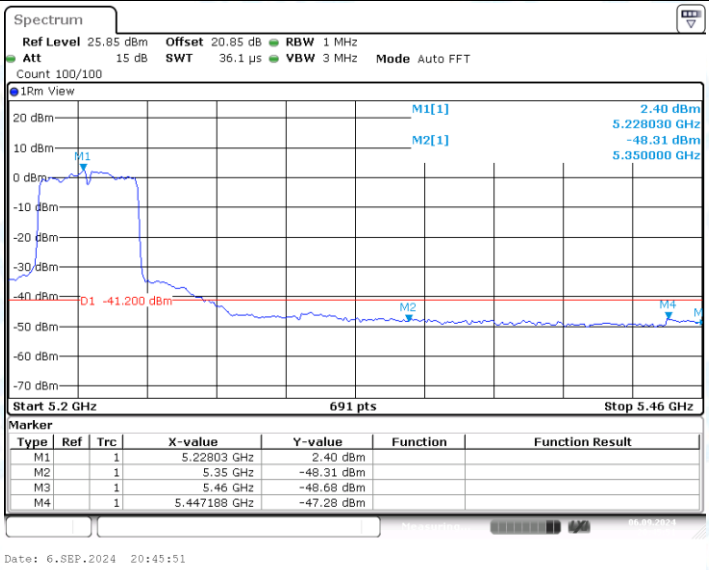

11AC40MIMO_Ant2_High_5230_AV