hovercam®

ORBIT AIR

Quick Start Guide

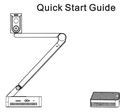

Pathway/

PATHWAY IMAGING, INC.

©Copyright 2004-Date Inc. All rights reserved. Orbit Reserve is a trademark of Pathway Innovations, Inc. Pathway Innovation shall not be liable for technical or editorial errors or omissions contained herein.

What's in the Box

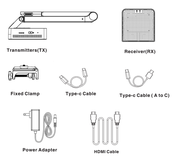

The Orbit Air is a versatile wireless Document Camera that combines both wired and wireless capabilities. It supports local HDMI output for video transmission to terminal display devices or wireless transmission via Wi-Fi for remote viewing. The device boasts a wireless transmission range of up to 100 feet. The application fields include work meetings, teaching, and more.

The main feature of the product is its ability to quickly transmit visual data directly to display devices via wired or wireless methods. It also ensures that there is no frame loss or latency during the video data transmission process.

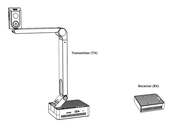

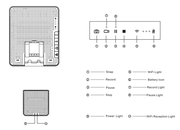

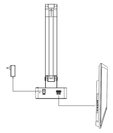

The fixed clamp features multi-angle shaft adjustment, allowing for both front-to-back and up-and-down adjustments to accommodate display screens of varying thicknesses. The receiver connection port also incorporates a flexible pivot design, facilitating a wide range of adjustments in reception angle for the user during operation.

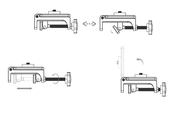

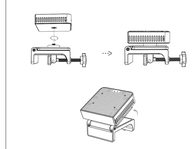

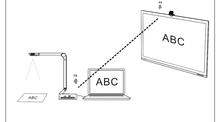

FCC Statement

This equipment has been tested and found to comply with the limits for a Class B digital device, pursuant to part 15 of the FCC rules. These limits are designed to provide reasonable protection against harmful interference in a residential installation. This equipment generates, uses and can radiate radio frequency energy and, if not installed and used in accordance with the instructions, may cause harmful interference to radio communications. However, there is no guarantee that interference will not occur in a particular installation. If this equipment does cause harmful interference to radio or television reception, which can be determined by turning the equipment off and on, the user is encouraged to try to correct the interference by one or more of the following measures:

-Reorient or relocate the receiving antenna.

-Increase the separation between the equipment and receiver.

-Connect the equipment into an outlet on a circuit different from that to which the receiver is connected.

-Consult the dealer or an experienced radio/TV technician for help.

To assure continued compliance, any changes or modifications not expressly approved by the party

responsible for compliance could void the user's authority to operate the equipment. (Example- use only shielded interface cables when connecting to computer or peripheral devices).

This equipment complies with Part 15 of the FCC Rules. Operation is subject to the following two conditions:

(1) This device may not cause harmful interference, and

(2) This device must accept any interference received, including interference that may cause undesired operation.

FCC Radiation Exposure Statement:

The equipment complies with FCC Radiation exposure limits set forth for uncontrolled environment. This equipment should be installed and operated with minimum distance 20cm between the radiator and your body.

Rev	Revision note	MARK
V0.4	去掉Type-C的横杠	V0.5 修改完善说明书内容
V0.3	印刷内容更新	
V0.2	版本号及内容更新	
V0.1	由8折页改为正反两面印刷	
V0.0	图纸发布	

UNLESS OTHERWISE SPECIFIED All UNITS ARE IN MILLIMETER TOLERANCES(mm):

DIM \ CLASS	A(■)	B( )	C( )
0<L≤3	±0.05	±0.10	±0.20
3<L≤6	±0.05	±0.10	±0.20
6<L≤16	±0.10	±0.15	±0.30
16<L≤30	±0.10	±0.20	±0.50
30<L≤120	±0.15	±0.30	±0.80
120<L≤315	±0.20	±0.50	±1.20
315<L≤1000	±0.50	±0.80	±2.00
1000<L≤2000	±1.00	±1.20	±3.00

ANGLE ±0.5°

MODEL NO.	KR0813	TITLE:	说明书
SCALE	1:1	DESIGN	Doris
MATERIAL		CHECK	
FINISH	see the note	APPROVE	
QUANLITY	1 pcs	PART NO.	
SHEET 1 OF 1		DRAWING No.	

THIRD ANGLE PROJECTION

DATE	2024.07.02	UNIT	mm
DATE		SIZE	
DATE			

科润视讯 Kerun Visual

QR-YF-26-A/1