Appendix A

RF Test Data for 2.4GWIFI (Conducted Measurement)

Product Name: Solar camera

Test Model: ZC-YT05

Environmental Conditions

Temperature:	23.5 ° C
Relative Humidity:	52.2%
ATM Pressure:	100.0 kPa
Test Engineer:	Nick Peng
Supervised by:	Ling Zhu

A.1 DTS Bandwidth

Test Result

TestMode	Antenna	Freq(MHz)	DTS BW [MHz]	FL[MHz]	FH[MHz]	Limit[MHz]	Verdict
11B	Ant1	2412	8.040	2408.480	2416.520	0.5	PASS
		2437	8.560	2432.480	2441.040	0.5	PASS
		2462	8.040	2457.960	2466.000	0.5	PASS
11G	Ant1	2412	15.320	2404.440	2419.760	0.5	PASS
		2437	15.360	2429.120	2444.480	0.5	PASS
		2462	15.040	2454.480	2469.520	0.5	PASS
11N20SISO	Ant1	2412	15.120	2404.440	2419.560	0.5	PASS
		2437	15.120	2429.440	2444.560	0.5	PASS
		2462	15.120	2454.440	2469.560	0.5	PASS

Test Graphs

11B_Ant1_2412

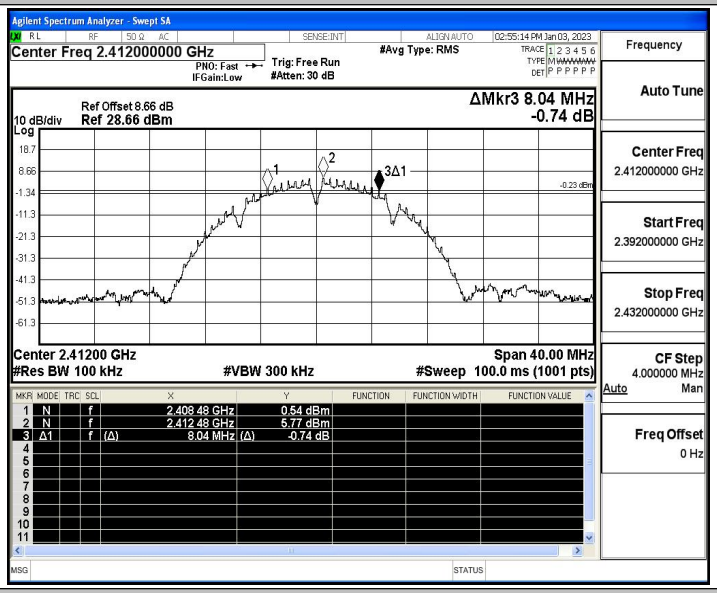

11B_Ant1_2437

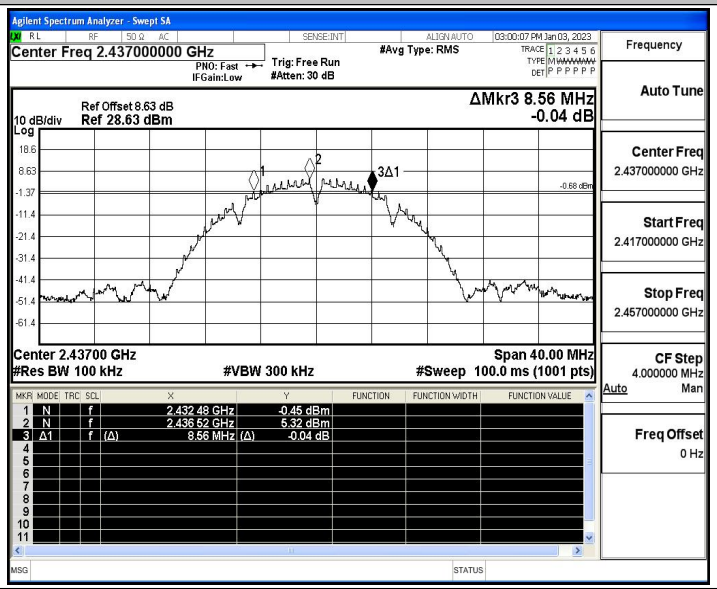

11B_Ant1_2462

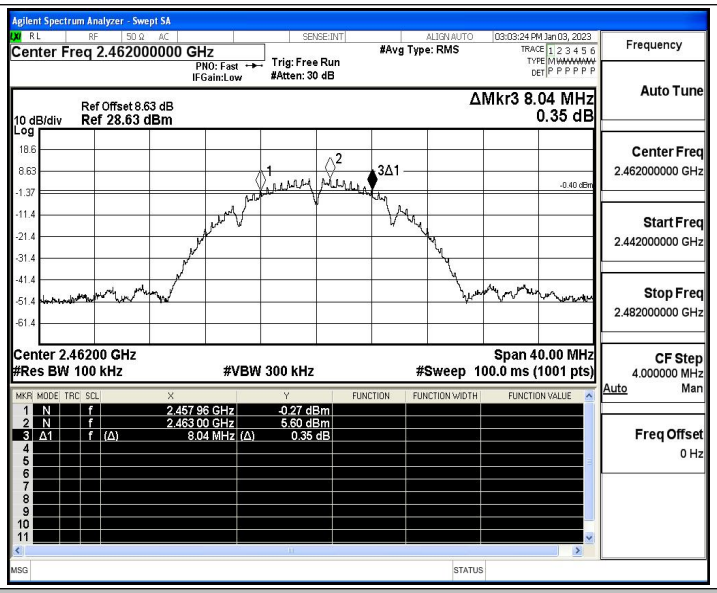

11G_Ant1_2412

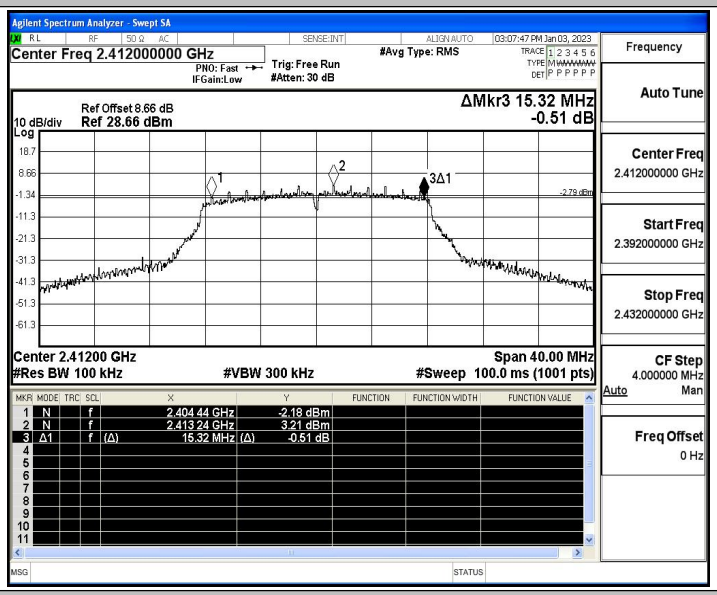

11G_Ant1_2437

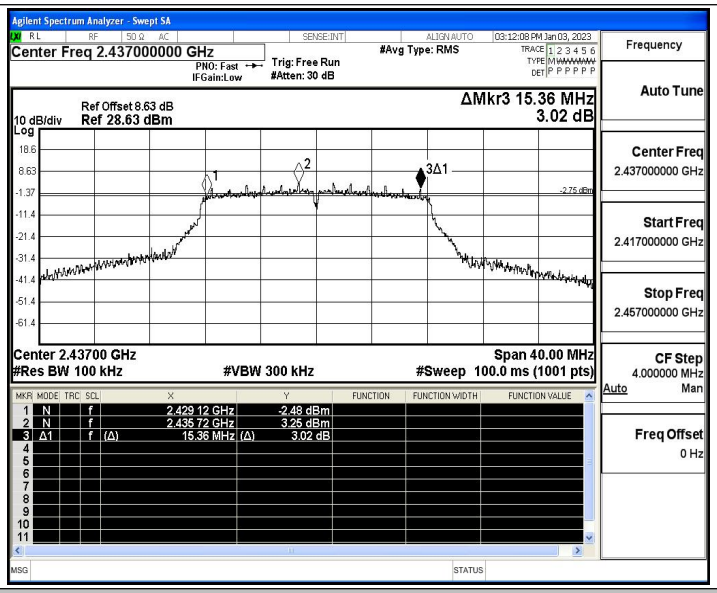

11G_Ant1_2462

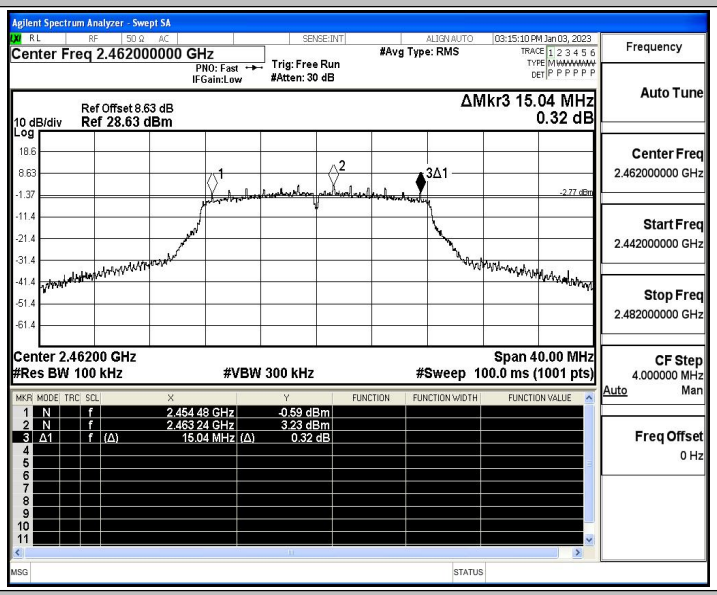

11N20SISO_Ant1_2412

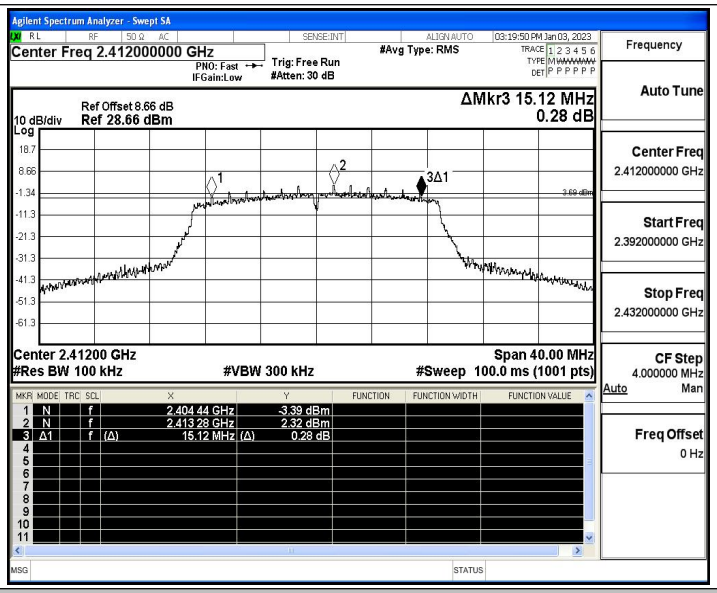

11N20SISO_Ant1_2437

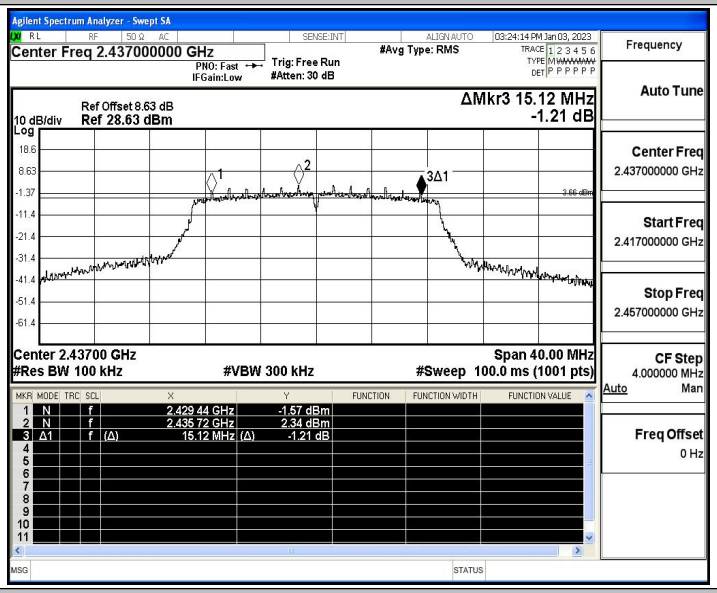

11N20SISO_Ant1_2462

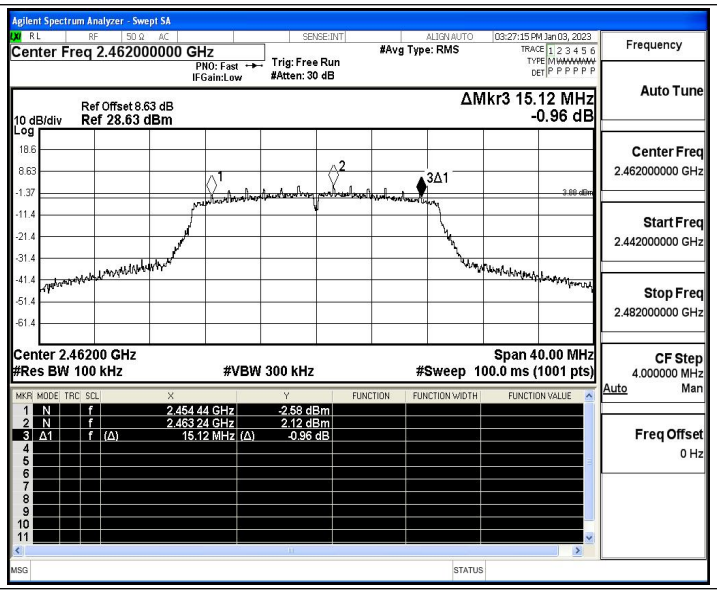
Agilent Spectrum Analyzer - Swept SA
Center Freq 2.462000000 GHz
PNO: Fast
IFGain:Low
Trig: Free Run
#Atten: 30 dB
#Avg Type: RMS
03:27:15 PM Jan 03, 2023
Ref Offset 8.63 dB
10 dB/div Ref 28.63 dBm
Log
ΔMkr3 15.12 MHz
-0.96 dB
Center 2.46200 GHz
#Res BW 100 kHz
#VBW 300 kHz
Span 40.00 MHz
#Sweep 100.0 ms (1001 pts)
1 N f 2.454 44 GHz -2.58 dBm
2 N f 2.463 24 GHz 2.12 dBm
3 Δ1 f (Δ) 15.12 MHz (Δ) -0.96 dB
Frequency
Auto Tune
Center Freq 2.462000000 GHz
Start Freq 2.442000000 GHz
Stop Freq 2.482000000 GHz
CF Step 4.000000 MHz
Auto Man
Freq Offset 0 Hz

A.2 Maximum conducted output power

Test Result

TestMode	Antenna	Freq(MHz)	Power[dBm]	Limit[dBm]	Verdict
11B	Ant1	2412	14.77	≤30.00	PASS
		2437	14.98	≤30.00	PASS
		2462	14.72	≤30.00	PASS
11G	Ant1	2412	15.16	≤30.00	PASS
		2437	15.28	≤30.00	PASS
		2462	14.96	≤30.00	PASS
11N20SISO	Ant1	2412	15.00	≤30.00	PASS
		2437	14.19	≤30.00	PASS
		2462	13.96	≤30.00	PASS

A.3 Maximum power spectral density

Test Result

TestMode	Antenna	Freq(MHz)	Result [dBm/3-100kHz]	Limit [dBm/3kHz]	Verdict
11B	Ant1	2412	-9.68	≤8.00	PASS
		2437	-8.69	≤8.00	PASS
		2462	-8.59	≤8.00	PASS
11G	Ant1	2412	-9.92	≤8.00	PASS
		2437	-10.44	≤8.00	PASS
		2462	-11.36	≤8.00	PASS
11N20SISO	Ant1	2412	-11.58	≤8.00	PASS
		2437	-11.45	≤8.00	PASS
		2462	-12.18	≤8.00	PASS

Test Graphs

11B_Ant1_2412

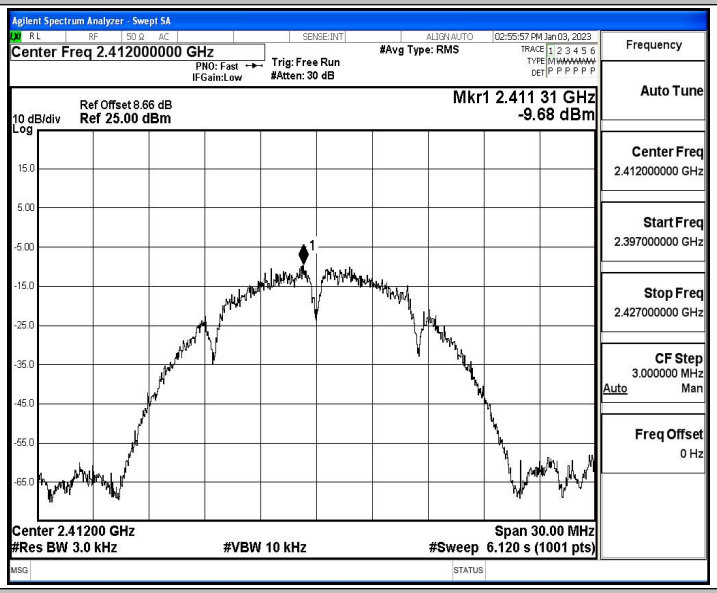

11B_Ant1_2437

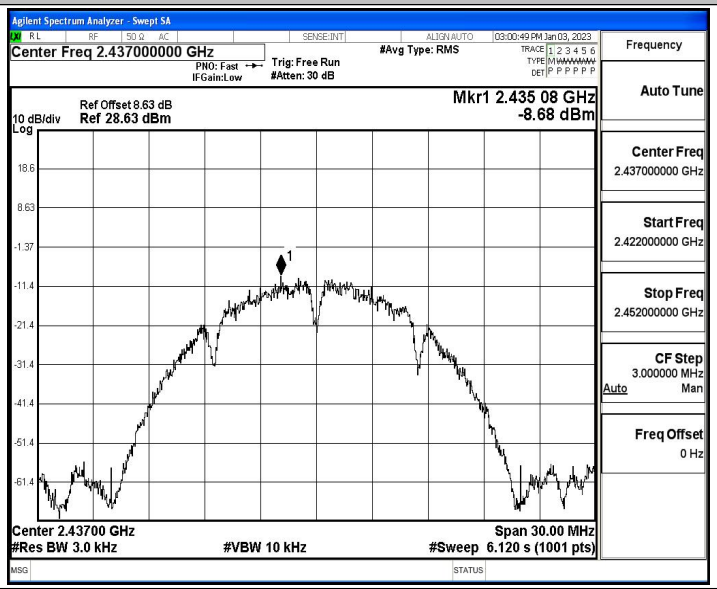

11B_Ant1_2462

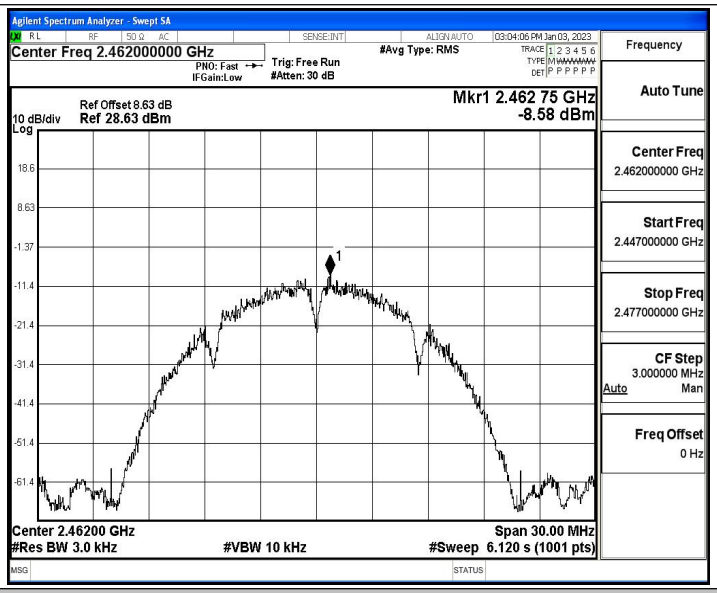

11G_Ant1_2412

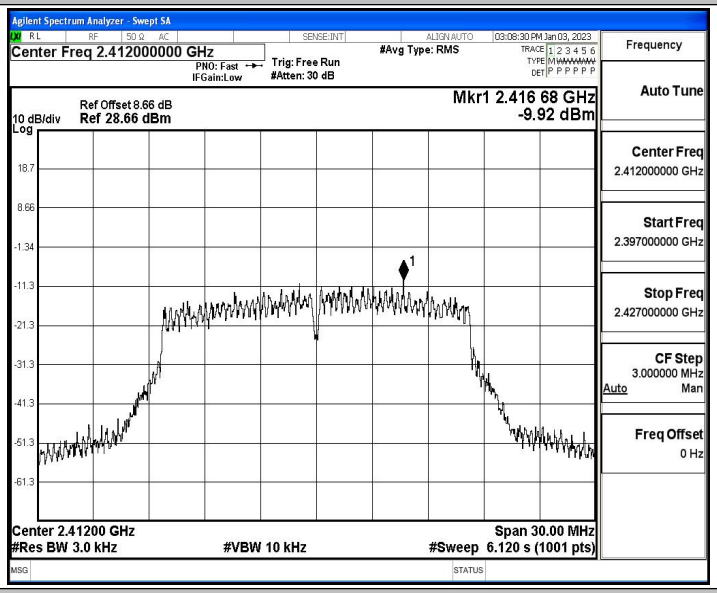

11G_Ant1_2437

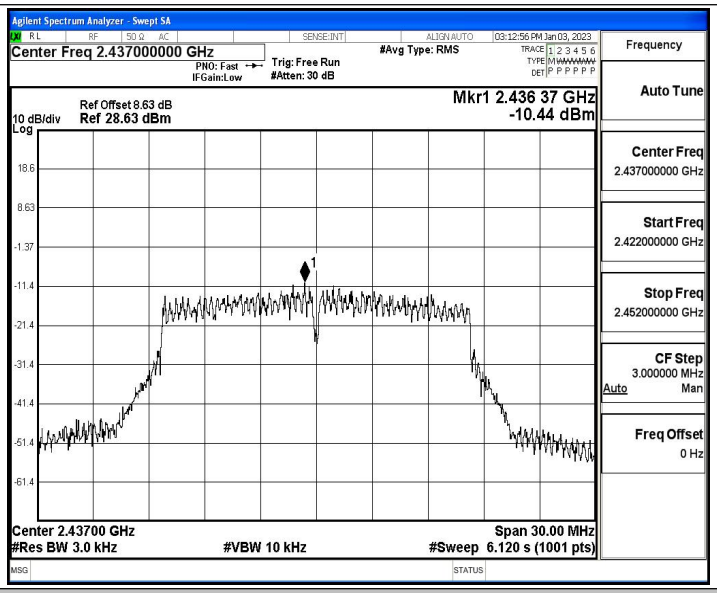

11G_Ant1_2462

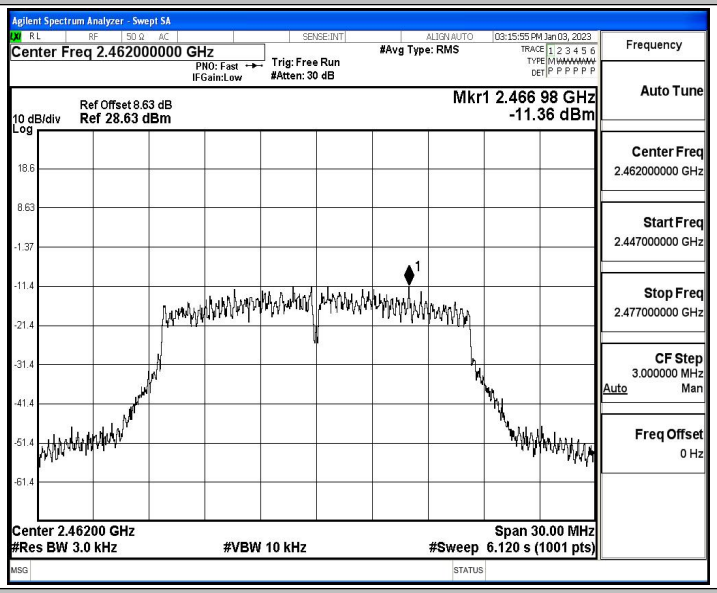

11N20SISO_Ant1_2412

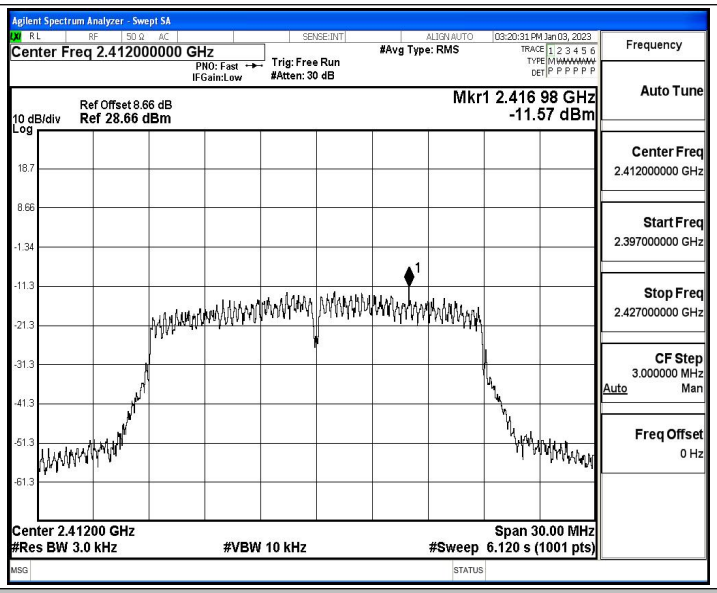

11N20SISO_Ant1_2437

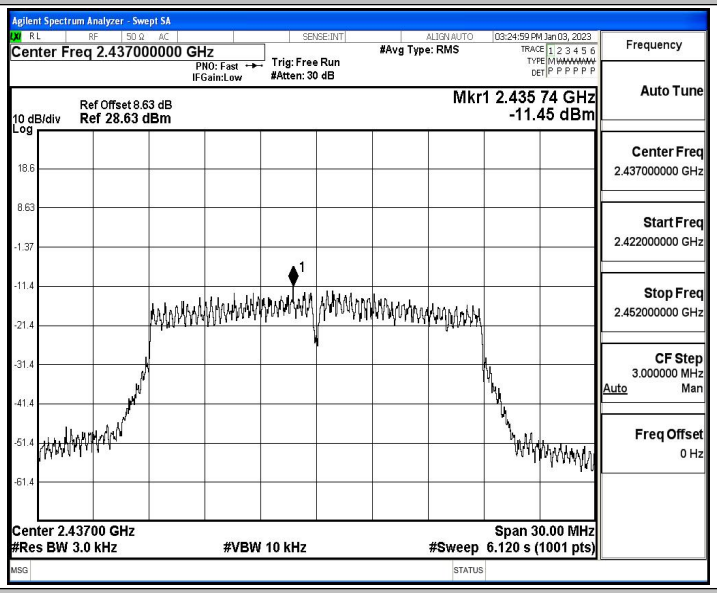

11N20SISO_Ant1_2462

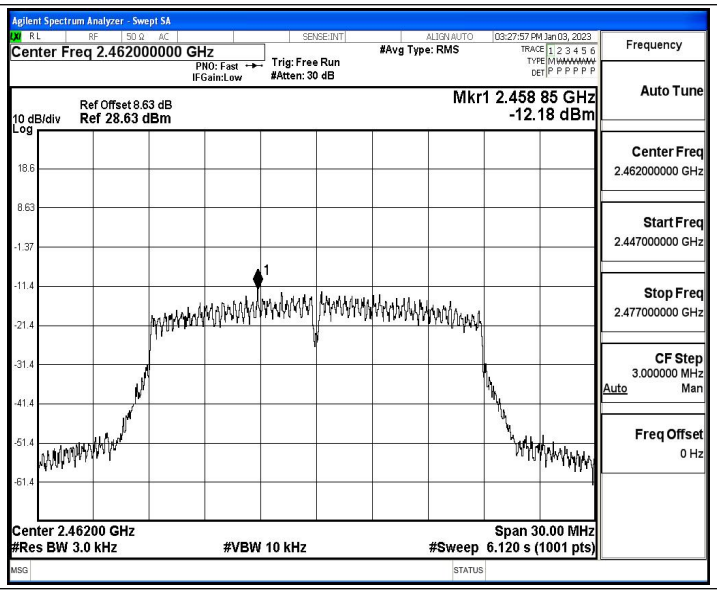
Agilent Spectrum Analyzer - Swept SA
Center Freq 2.462000000 GHz
PNO: Fast
IFGain:Low
Trig: Free Run
#Atten: 30 dB
#Avg Type: RMS
03:27:57 PM Jan 03, 2023
Frequency
Auto Tune
Ref Offset 8.63 dB
10 dB/div
Ref 28.63 dBm
Log
Mkr1 2.458 85 GHz
-12.18 dBm
18.6
8.63
-1.37
-11.4
-21.4
-31.4
-41.4
-51.4
-61.4
Center Freq
2.462000000 GHz
Start Freq
2.447000000 GHz
Stop Freq
2.477000000 GHz
CF Step
3.000000 MHz
Auto
Man
Freq Offset
0 Hz
Center 2.46200 GHz
#Res BW 3.0 kHz
#VBW 10 kHz
Span 30.00 MHz
#Sweep 6.120 s (1001 pts)
MSG
STATUS

A.4 Band edge measurements

Test Result

TestMode	Antenna	ChName	Freq(MHz)	RefLevel[dBm]	Result[dBm]	Limit[dBm]	Verdict
11B	Ant1	Low	2412	5.11	-45.74	≤-14.89	PASS
		High	2462	5.27	-48.43	≤-14.73	PASS
11G	Ant1	Low	2412	3.97	-32.62	≤-16.03	PASS
		High	2462	3.08	-45.82	≤-16.92	PASS
11N20SISO	Ant1	Low	2412	2.13	-34.4	≤-17.87	PASS
		High	2462	1.75	-45.49	≤-18.25	PASS

Test Graphs

11B_Ant1_Low_2412

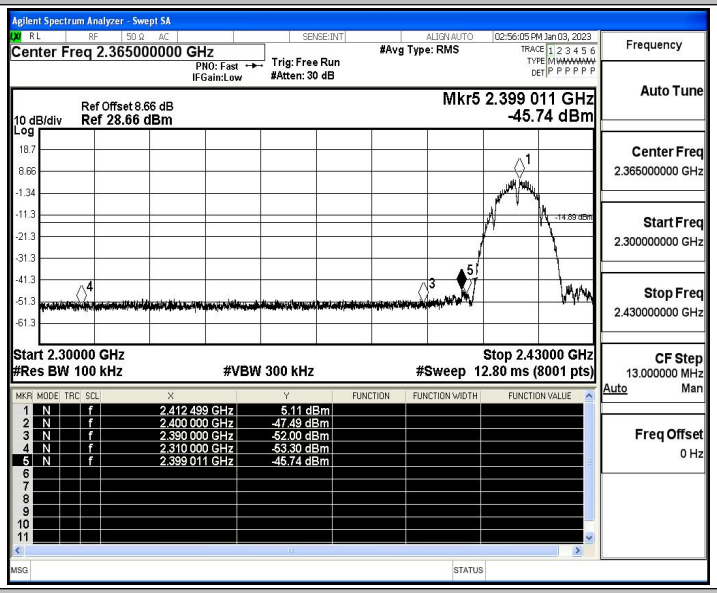

11B_Ant1_High_2462

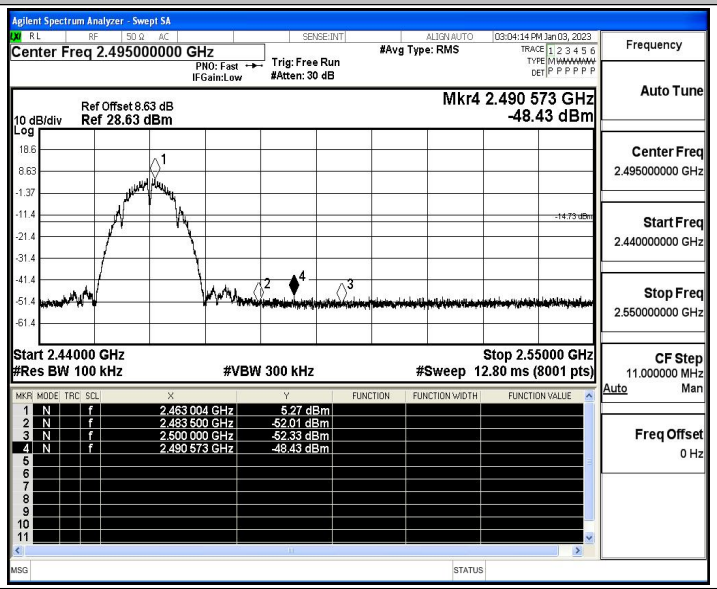

11G_Ant1_Low_2412

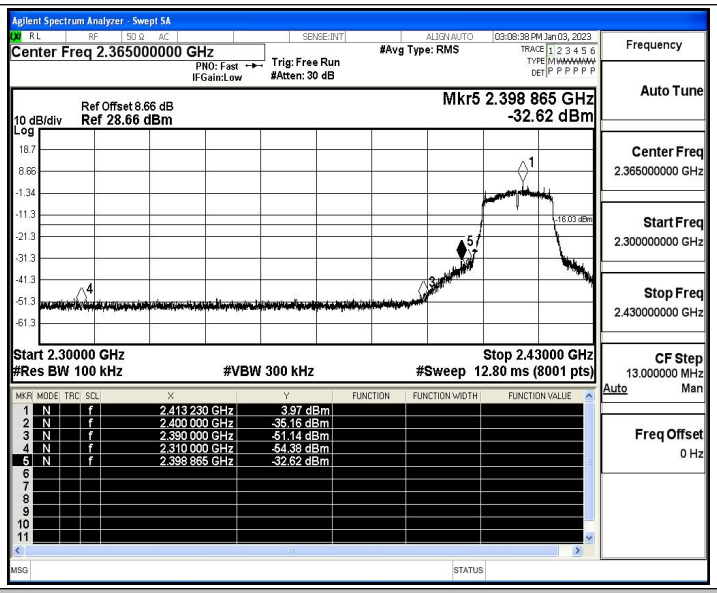

11G_Ant1_High_2462

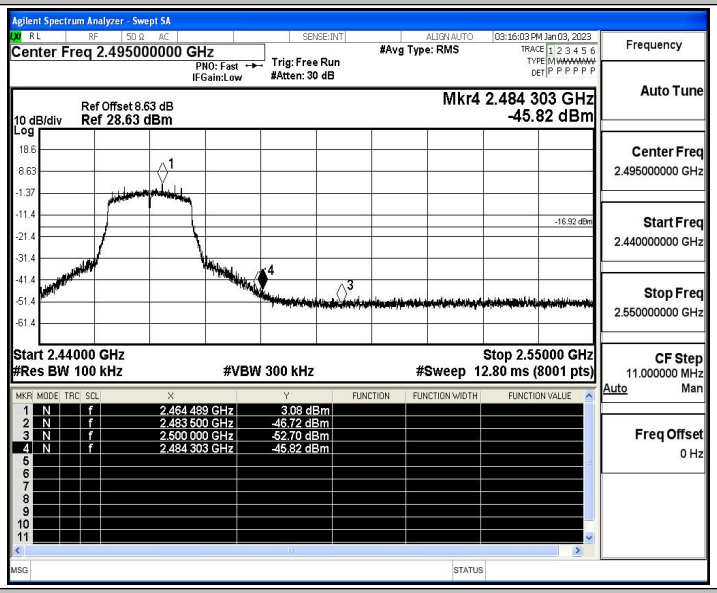

11N20SISO_Ant1_Low_2412

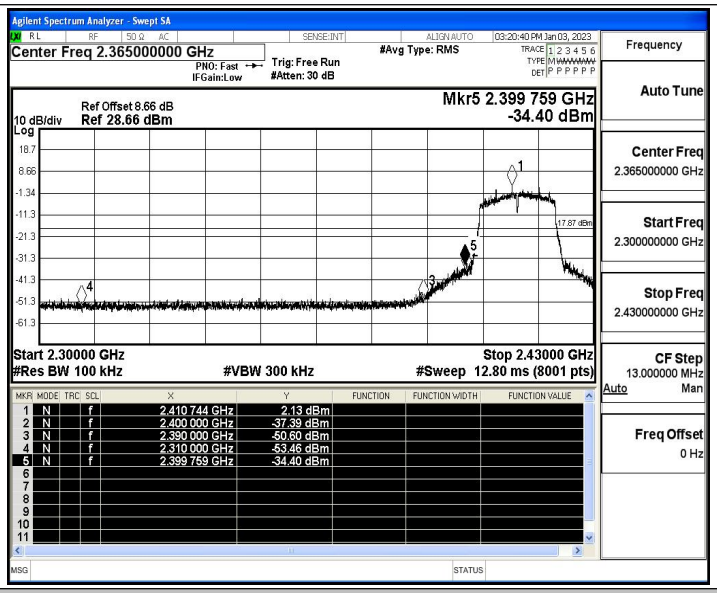

11N20SISO_Ant1_High_2462

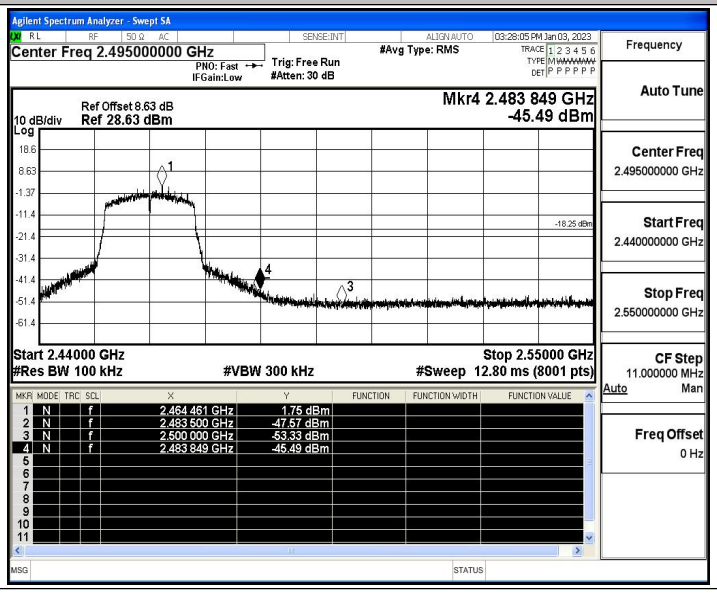

A.5 Conducted Spurious Emission

Test Result

TestMode	Antenna	Freq(MHz)	FreqRange [Mhz]	RefLevel [dBm]	Result [dBm]	Limit [dBm]	Verdict
11B	Ant1	2412	Reference	4.94	4.94	---	PASS
			30~1000	4.94	-60.09	≤-15.06	PASS
			1000~26500	4.94	-45.41	≤-15.06	PASS
		2437	Reference	4.70	4.70	---	PASS
			30~1000	4.70	-59.92	≤-15.3	PASS
			1000~26500	4.70	-45.54	≤-15.3	PASS
		2462	Reference	4.19	4.19	---	PASS
			30~1000	4.19	-59.99	≤-15.81	PASS
			1000~26500	4.19	-45.76	≤-15.81	PASS
11G	Ant1	2412	Reference	3.54	3.54	---	PASS
			30~1000	3.54	-60.98	≤-16.46	PASS
			1000~26500	3.54	-45.75	≤-16.46	PASS
		2437	Reference	1.72	1.72	---	PASS
			30~1000	1.72	-61.01	≤-18.28	PASS
			1000~26500	1.72	-46.2	≤-18.28	PASS
		2462	Reference	-0.45	-0.45	---	PASS
			30~1000	-0.45	-60.56	≤-20.45	PASS
			1000~26500	-0.45	-46.18	≤-20.45	PASS
11N20SISO	Ant1	2412	Reference	0.44	0.44	---	PASS
			30~1000	0.44	-52.28	≤-19.56	PASS
			1000~26500	0.44	-46.42	≤-19.56	PASS
		2437	Reference	0.12	0.12	---	PASS
			30~1000	0.12	-60.66	≤-19.88	PASS
			1000~26500	0.12	-45.36	≤-19.88	PASS
		2462	Reference	1.74	1.74	---	PASS
			30~1000	1.74	-60.74	≤-18.26	PASS
			1000~26500	1.74	-46.15	≤-18.26	PASS

Test Graphs

11B_Ant1_2412_0~Reference

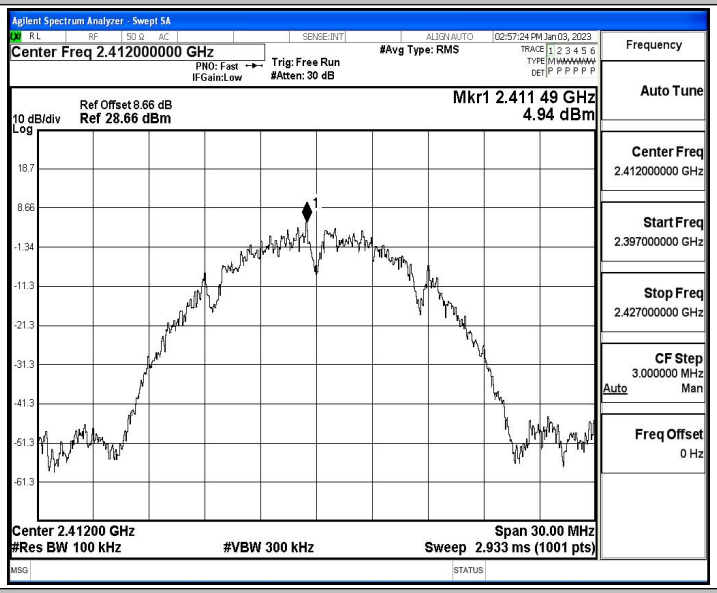

11B_Ant1_2412_30~1000

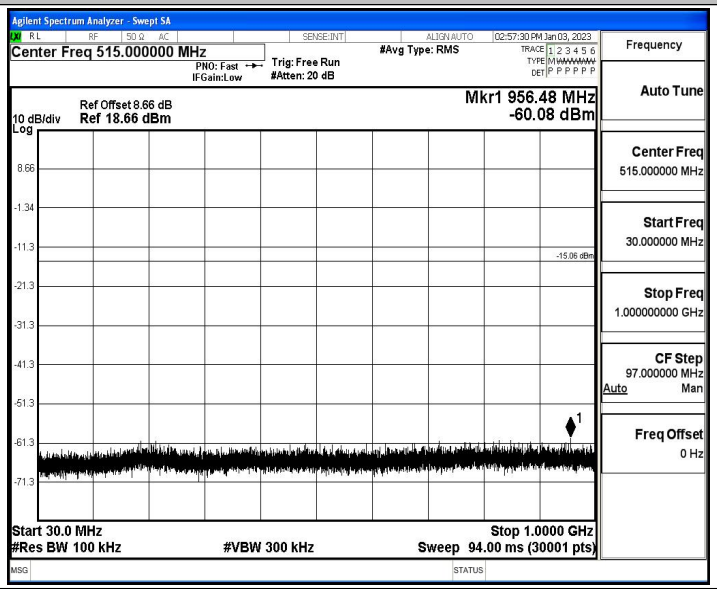

11B_Ant1_2412_1000~26500

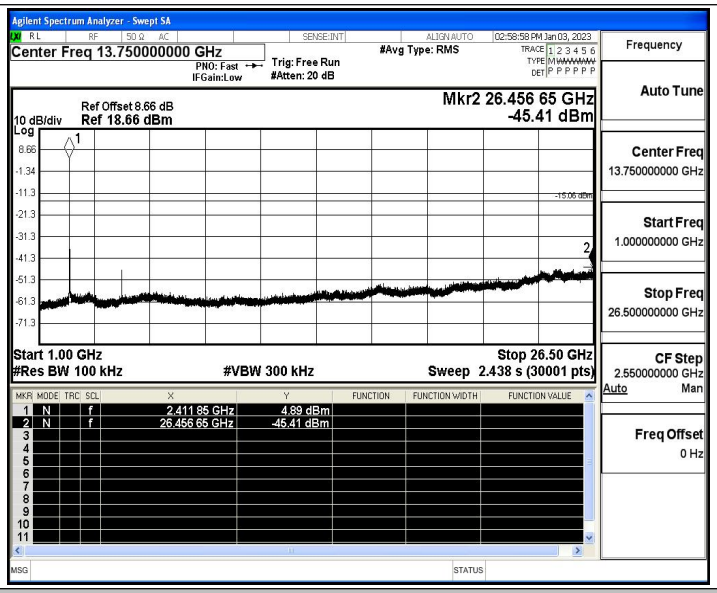

11B_Ant1_2437_0~Reference

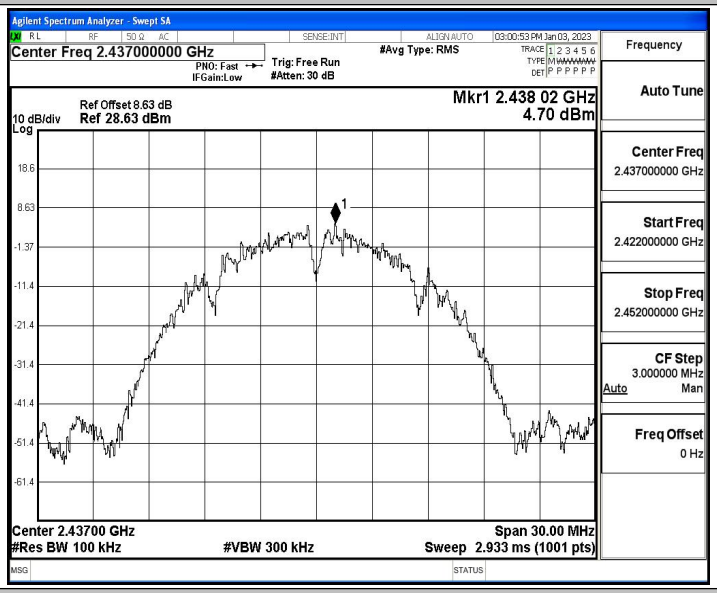

11B_Ant1_2437_30~1000

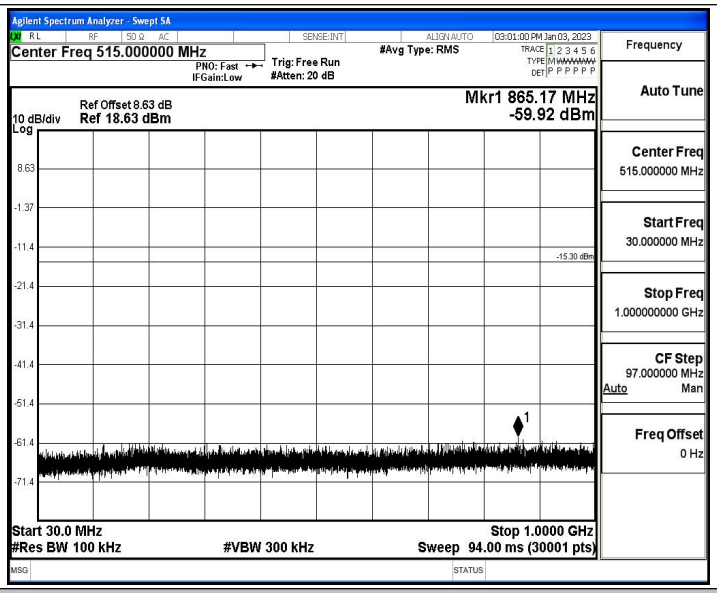

11B_Ant1_2437_1000~26500

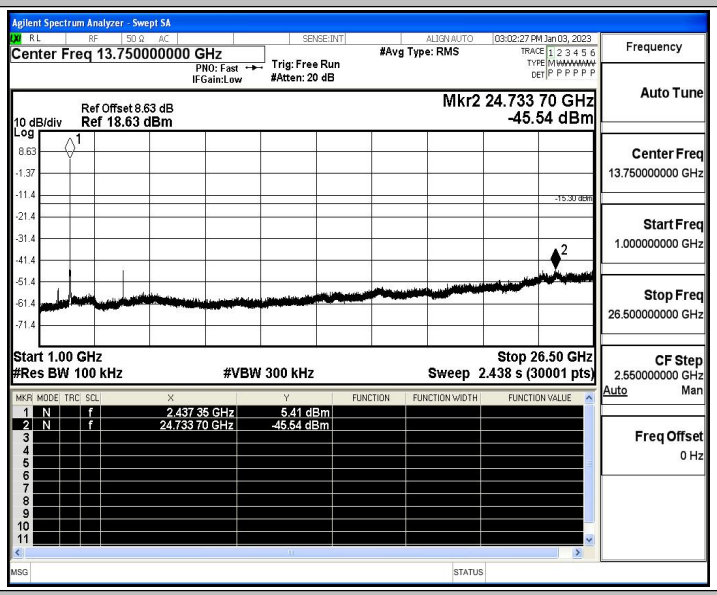

11B_Ant1_2462_0~Reference

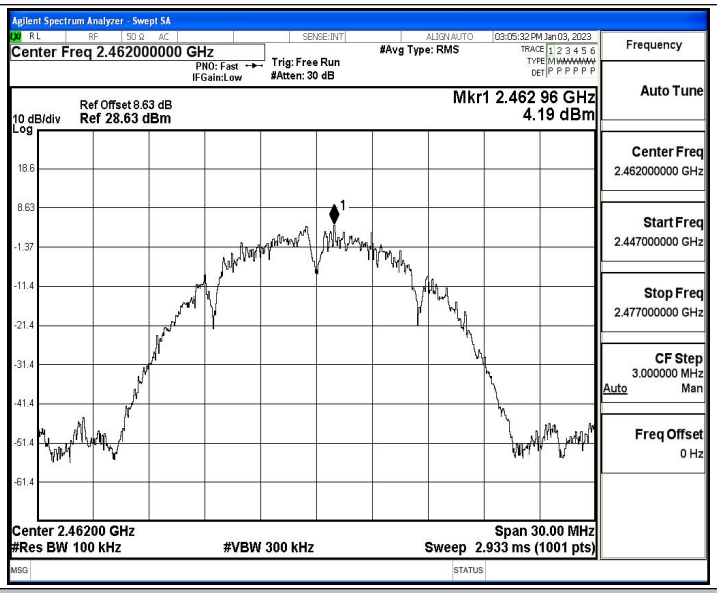

11B_Ant1_2462_30~1000

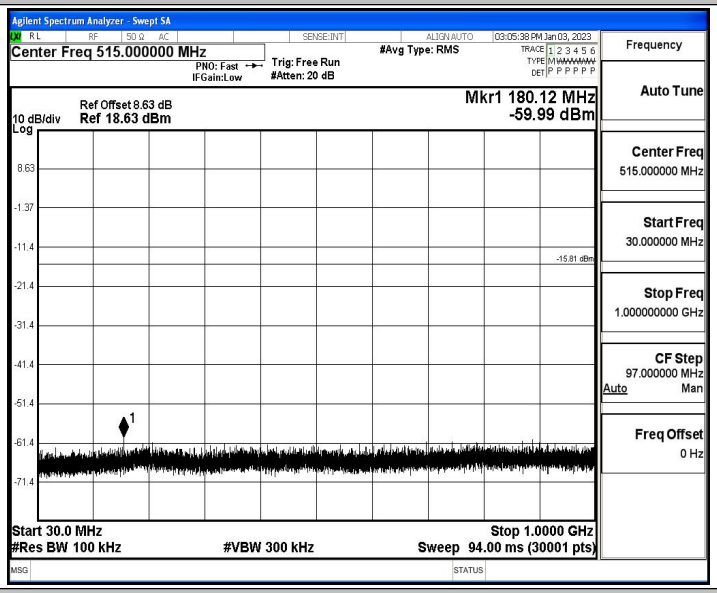

11B_Ant1_2462_1000~26500

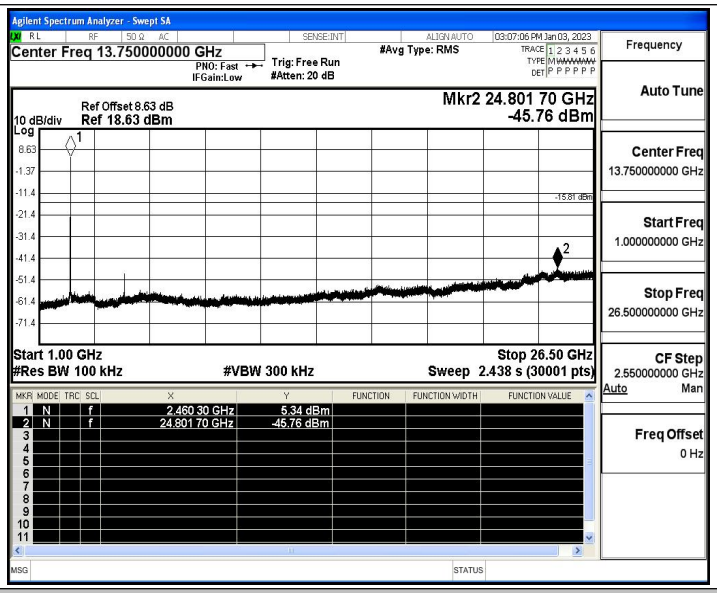

11G_Ant1_2412_0~Reference

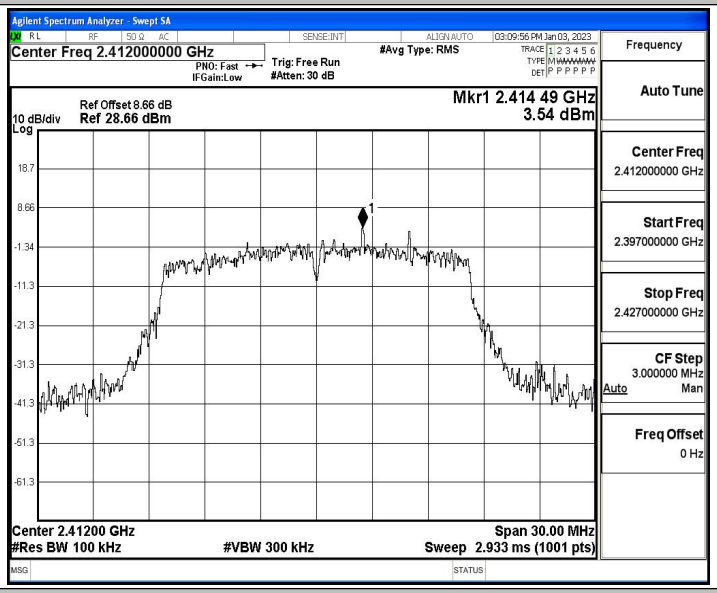

11G_Ant1_2412_30~1000

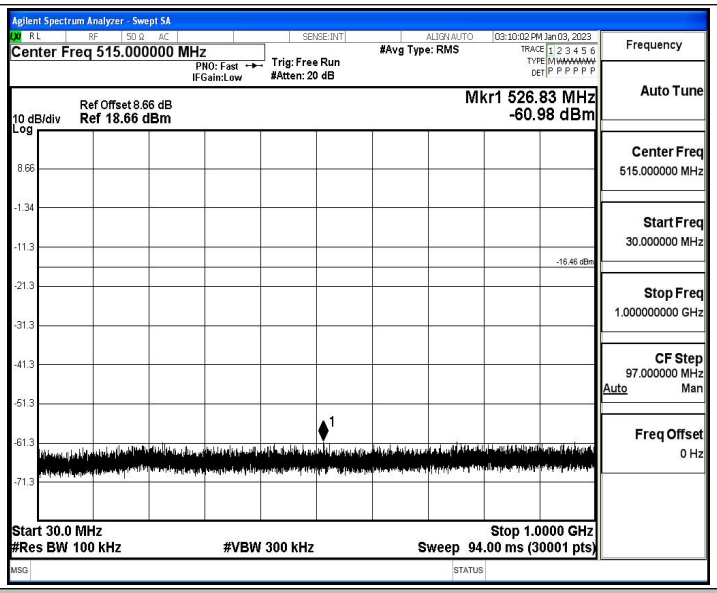

11G_Ant1_2412_1000~26500

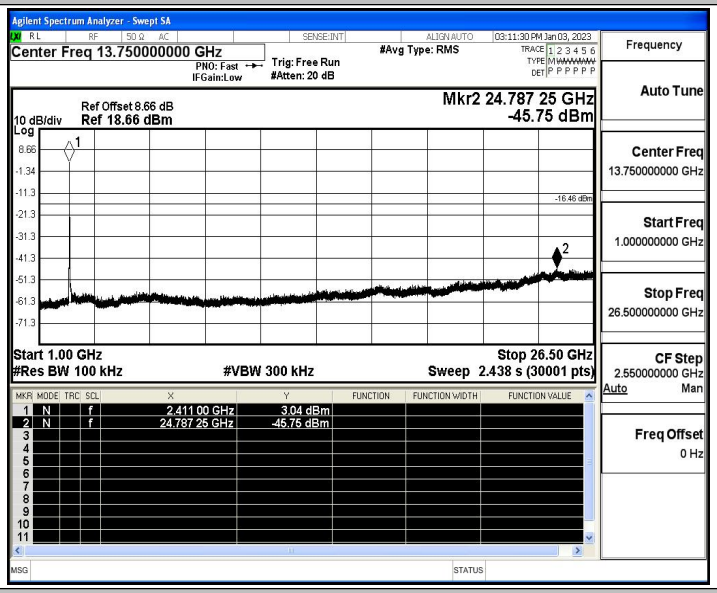

11G_Ant1_2437_0~Reference