名 称	CB05 说明书
尺 寸	85*60 (mm)
需 求	黑白印刷

85 MM

CB05 Car Wireless Charger instruction manual 2023 edition

60-90 MM

125-170 MM



15W USB 2.0

A. This instruction is suitable for CB05 phone holders.

B. More use problems and skills, please ask the local distributors.

Patent products,quality assurance

1. New design car phone holder

CB05-A

CB05-B



Model number: CB05-A
FCC ID 2A9WR-CB05
Item: Car Wireless Charger
Input: DC 9V/2A, DC 5V-2.4A
Output: 15W/10W/7.5W/5W
Input port: USB 2.0
Compatible phones: 4.7-7.0 inch phones
Installation: Cars air vent

2. Usage

A. The phone mount will open automatically by infrared induction,when mobile phone close to it
B. The phone mount will clamp automaticall after you put on the phone on it
C. To take off the phone , just touching the back of the phone mount , it will open automatically
D. There is an supercapacitor in the phone mount, so if it is not connected with USB, the phone mount can work as usual

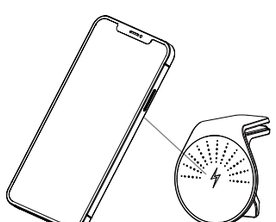

3. Specifations

A. The working marks phone holder power on : Blue light is on for 2s
Phone holder standby : Bue light is always on
Fully charged: Blue light is on for 15s, then off
Charging state: Blue light flashes slowly
Foreign object alarming : Blue light flashes quickly
Over temperature protection: Blue light flashes quickly
Insufficient voltage : Blue light off
B. Compatible models
5W/7.5W for Iphones
5W/10W (support Samsung series Huawei mobile phones, etc. and other devices that support Ql wireless charging Type)
C. Features
Over voltage protection, over current protection, over temperature protection, short circuit protection, foreign objec detection
D. Fast charging function
Fast charging only support QC2.0/3.0 charger

4. Manual

NOTE: This equipment has been tested and found to comply with the limits for a Class B digital device, pursuant to part 15 of the FCC Rules. These limits are designed to provide reasonable protection against harmful interference in a residential installation.
This equipment generates uses and can radiate radio frequency energy and, if not installed and used in accordance with the instructions,may cause harmful interference to radio communications.
However, there is no guarantee that interference will not occur in a particular installation. If this equipment does cause harmful interference to radio or television reception, which can be determined by turning the equipment off and on, the user is encouraged to try to correct the interference by one or more of the following measures:

- Reorient or relocate the receiving antenna.

- Increase the separation between the equipment and receiver.

- Connect the equipment into an outlet on a circuit different from that to which there receiver is connected.

- Consult the dealer or an experienced radio/TV technician for help

Changes or modifications not expressly approved by the party responsible for compliance could void the user's authority to operate the equipment. This device complies with Part15 of the FCC Rules.
Operation is subject to the following two conditions:
ween the radiator and your body.

(1) this device may not cause harmful interference, and
(2) this device must accept any interference received, including interference that may cause undesired operation.

RF Exposure Information
This equipment complies with FCC radiation exposure limits set forth for an uncontrolled environment. This equipment should be installed and operated with minimum distance 20cm bet between the radiator and your body.

Made in China

CE FC RoHS

60 MM