40M: 5230MHz

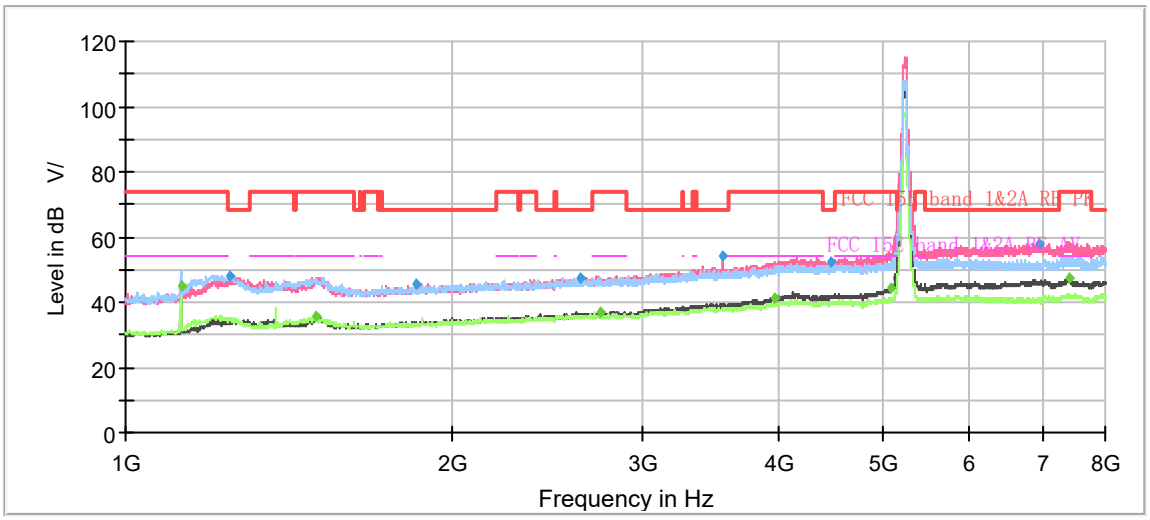

Note: The signal beyond the limit is carrier.

Radiates Emission from 1GHz to 8GHz

Frequency (MHz)	MaxPeak (dB µ V/m)	Average (dB µ V/m)	Limit (dB µ V/m)	Margin (dB)	Meas. Time (ms)	Height (cm)	Pol	Azimuth (deg)	Corr. (dB/m)
1124.25	---	44.77	54.00	9.23	500.00	100.0	H	174.00	-8
1249.38	47.94	---	68.20	20.27	500.00	200.0	H	58.00	-7
1499.63	---	35.65	54.00	18.35	500.00	100.0	H	174.00	-6
1849.63	45.72	---	68.20	22.48	500.00	100.0	V	216.00	-4
2627.50	47.68	---	68.20	20.52	500.00	200.0	H	354.00	0
2735.13	---	36.81	54.00	17.19	500.00	100.0	V	0.00	1
3548.88	54.32	---	68.20	13.88	500.00	100.0	V	149.00	4
3963.63	---	41.23	54.00	12.77	500.00	100.0	V	211.00	6
4459.75	52.16	---	68.20	16.04	500.00	100.0	V	256.00	7
5081.00	---	44.29	54.00	9.71	500.00	200.0	V	17.00	9
6952.63	57.68	---	68.20	10.52	500.00	100.0	V	302.00	11
7395.38	---	47.12	54.00	6.88	500.00	100.0	V	237.00	11

Remark: 1. Correction Factor = Antenna factor + Insertion loss (cable loss + amplifier gain)

2. Margin = Limit –MAX Peak/ Average

This report shall not be reproduced except in full, without the written approval of TA Technology (Shanghai) Co., Ltd.

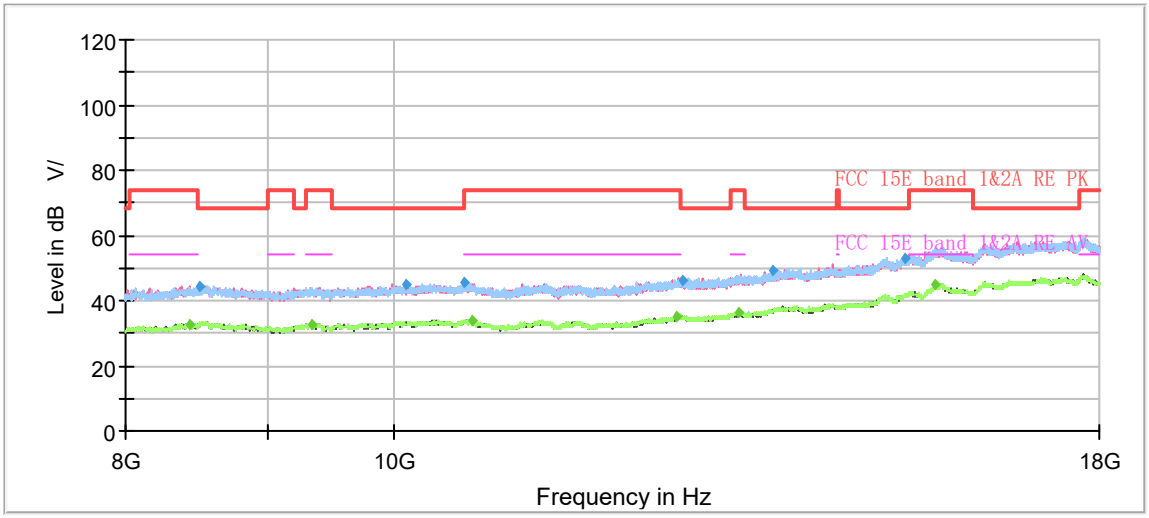

Radiates Emission from 8GHz to 18GHz

Frequency (MHz)	MaxPeak (dB µ V/m)	Average (dB µ V/m)	Limit (dB µ V/m)	Margin (dB)	Meas. Time (ms)	Height (cm)	Pol	Azimuth (deg)	Corr. (dB/m)
8435.00	---	32.89	54.00	21.11	500.00	200.0	V	0.00	4
8516.25	44.53	---	68.20	23.67	500.00	100.0	V	34.00	4
9340.00	---	32.72	54.00	21.28	500.00	200.0	V	184.00	4
10112.50	45.01	---	68.20	23.19	500.00	200.0	V	0.00	5
10600.00	45.26	---	68.20	22.94	500.00	200.0	H	121.00	5
10677.50	---	34.11	54.00	19.89	500.00	200.0	V	341.00	5
12658.75	---	34.92	54.00	19.08	500.00	200.0	H	60.00	8
12731.25	46.07	---	68.20	22.13	500.00	100.0	V	72.00	8
13335.00	---	36.31	54.00	17.69	500.00	100.0	H	330.00	9
13716.25	49.38	---	68.20	18.82	500.00	200.0	V	294.00	10
15316.25	53.13	---	68.20	15.07	500.00	100.0	V	43.00	13
15707.50	---	44.64	54.00	9.36	500.00	100.0	V	282.00	14

Remark: 1. Correction Factor = Antenna factor + Insertion loss (cable loss + amplifier gain)
2. Margin = Limit –MAX Peak/ Average

This report shall not be reproduced except in full, without the written approval of TA Technology (Shanghai) Co., Ltd.

5M: 5240MHz

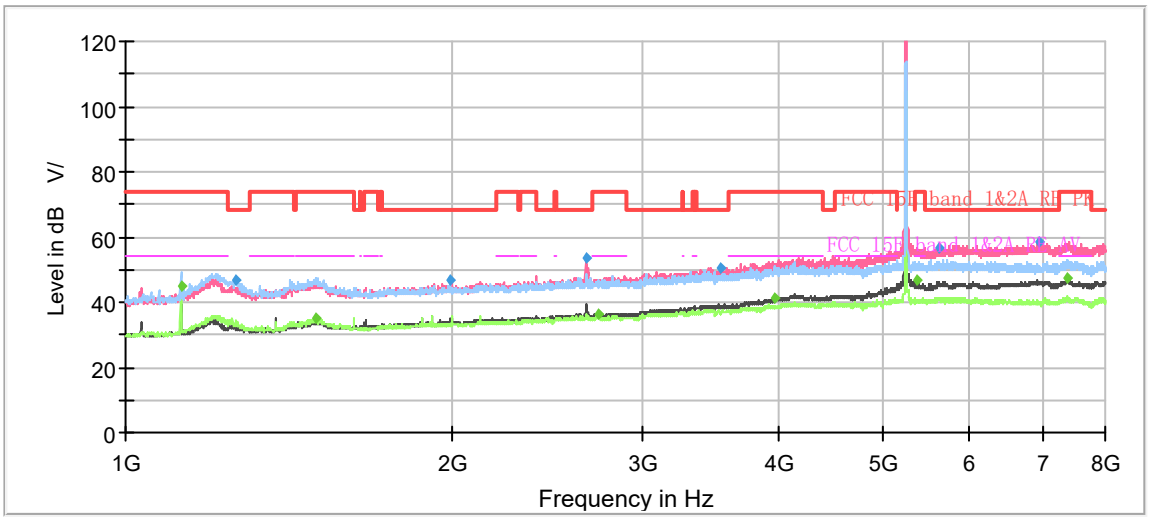

Note: The signal beyond the limit is carrier.

Radiates Emission from 1GHz to 8GHz

Frequency (MHz)	MaxPeak (dB µ V/m)	Average (dB µ V/m)	Limit (dB µ V/m)	Margin (dB)	Meas. Time (ms)	Height (cm)	Pol	Azimuth (deg)	Corr. (dB/m)
1124.25	---	44.83	54.00	9.17	500.00	100.0	H	141.00	-8
1261.63	46.47	---	68.20	21.73	500.00	100.0	H	146.00	-7
1499.63	---	35.28	54.00	18.72	500.00	200.0	H	252.00	-6
1993.13	46.96	---	68.20	21.24	500.00	200.0	H	21.00	-3
2653.75	53.38	---	68.20	14.82	500.00	100.0	V	177.00	0
2725.50	---	36.44	54.00	17.56	500.00	200.0	V	67.00	1
3542.75	50.60	---	68.20	17.60	500.00	200.0	V	214.00	4
3968.88	---	41.29	54.00	12.71	500.00	100.0	V	198.00	6
5363.63	---	47.04	54.00	6.96	500.00	200.0	V	287.00	9
5610.38	56.69	---	68.20	11.51	500.00	200.0	V	298.00	10
6959.63	58.17	---	68.20	10.03	500.00	100.0	V	41.00	11
7391.88	---	47.31	54.00	6.69	500.00	100.0	V	114.00	11

Remark: 1. Correction Factor = Antenna factor + Insertion loss (cable loss + amplifier gain)

2. Margin = Limit –MAX Peak/ Average

This report shall not be reproduced except in full, without the written approval of TA Technology (Shanghai) Co., Ltd.

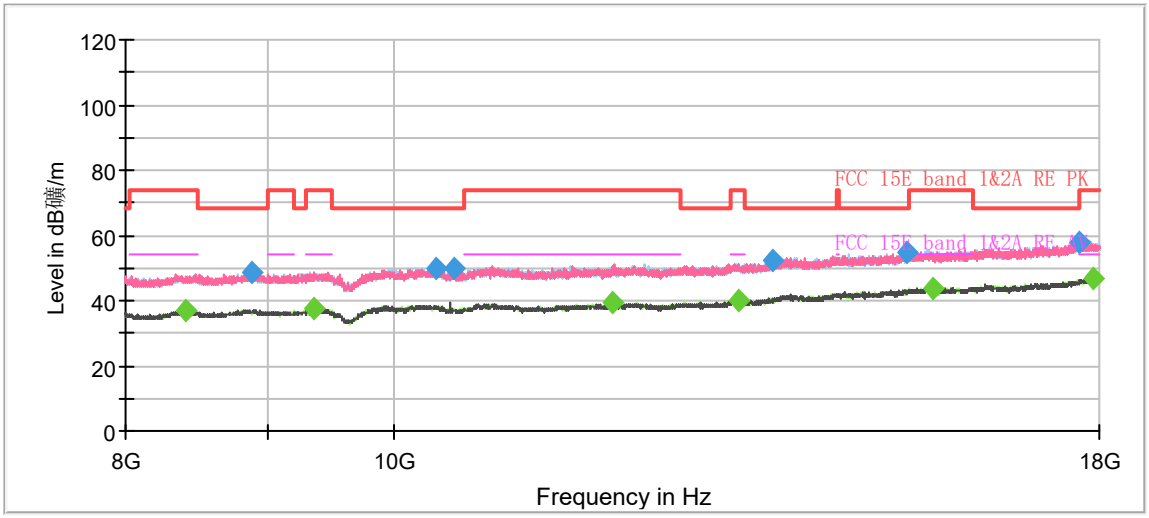

Radiates Emission from 8GHz to 18GHz

Frequency (MHz)	MaxPeak (dB µ V/m)	Average (dB µ V/m)	Limit (dB µ V/m)	Margin (dB)	Meas. Time (ms)	Height (cm)	Pol	Azimuth (deg)	Corr. (dB/m)
8417.500000	---	36.68	54.00	17.32	500.0	100.0	V	335.0	-9.0
8885.000000	48.43	---	68.20	19.77	500.0	200.0	H	186.0	-8.7
9365.000000	---	37.50	54.00	16.50	500.0	200.0	V	320.0	-7.7
10358.750000	49.92	---	68.20	18.28	500.0	100.0	V	51.0	-6.5
10510.000000	49.75	---	68.20	18.45	500.0	200.0	H	296.0	-7.0
11992.500000	---	39.29	54.00	14.71	500.0	100.0	V	170.0	-6.2
13320.000000	---	40.14	54.00	13.86	500.0	100.0	V	282.0	-4.7
13710.000000	52.16	---	68.20	16.04	500.0	100.0	H	126.0	-3.7
15325.000000	54.64	---	68.20	13.56	500.0	200.0	V	259.0	0.3
15668.750000	---	43.80	54.00	10.20	500.0	100.0	V	348.0	-0.5
17692.500000	58.13	---	68.20	10.07	500.0	200.0	H	349.0	1.5
17925.000000	---	46.64	54.00	7.36	500.0	200.0	V	320.0	1.2

Remark: 1. Correction Factor = Antenna factor + Insertion loss (cable loss + amplifier gain)
2. Margin = Limit –MAX Peak/ Average

This report shall not be reproduced except in full, without the written approval of TA Technology (Shanghai) Co., Ltd.

10M: 5240MHz

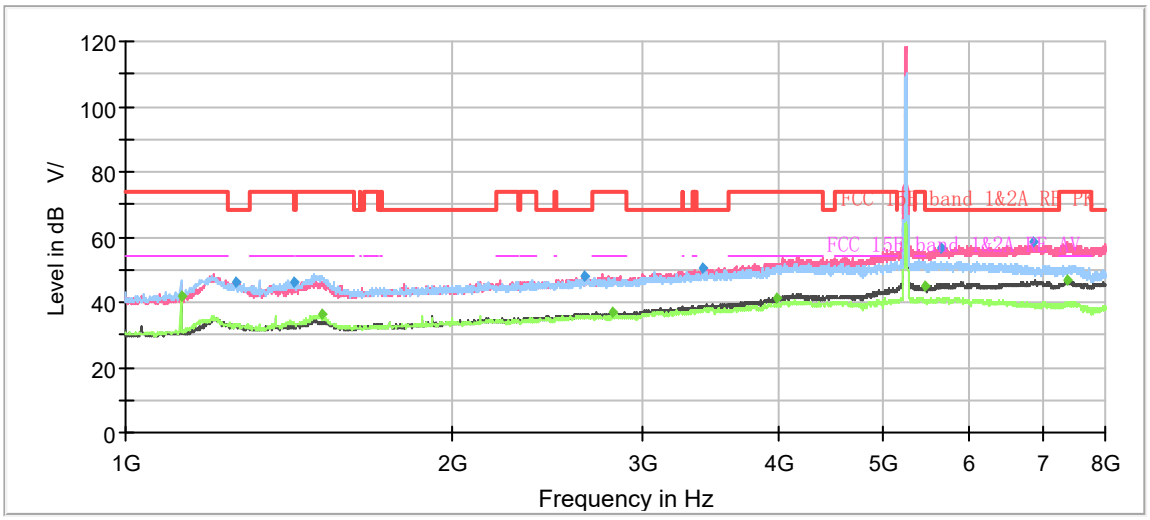

Note: The signal beyond the limit is carrier.

Radiates Emission from 1GHz to 8GHz

Frequency (MHz)	MaxPeak (dB µ V/m)	Average (dB µ V/m)	Limit (dB µ V/m)	Margin (dB)	Meas. Time (ms)	Height (cm)	Pol	Azimuth (deg)	Corr. (dB/m)
1124.25	---	42.15	54.00	11.85	500.00	100.0	H	169.00	-8
1264.25	46.46	---	68.20	21.74	500.00	200.0	H	263.00	-7
1432.25	46.22	---	68.20	21.98	500.00	200.0	H	53.00	-6
1516.25	---	36.00	54.00	18.00	500.00	100.0	H	76.00	-5
2652.88	47.80	---	68.20	20.40	500.00	200.0	V	229.00	0
2813.00	---	36.78	54.00	17.22	500.00	200.0	V	286.00	1
3396.63	50.71	---	68.20	17.49	500.00	200.0	V	281.00	3
3984.63	---	41.51	54.00	12.49	500.00	100.0	V	129.00	6
5448.50	---	44.84	54.00	9.16	500.00	100.0	V	75.00	9
5655.00	56.65	---	68.20	11.55	500.00	200.0	V	128.00	10
6852.00	58.38	---	68.20	9.82	500.00	200.0	V	0.00	10
7393.63	---	46.85	54.00	7.15	500.00	200.0	V	330.00	11

Remark: 1. Correction Factor = Antenna factor + Insertion loss (cable loss + amplifier gain)

2. Margin = Limit –MAX Peak/ Average

This report shall not be reproduced except in full, without the written approval of TA Technology (Shanghai) Co., Ltd.

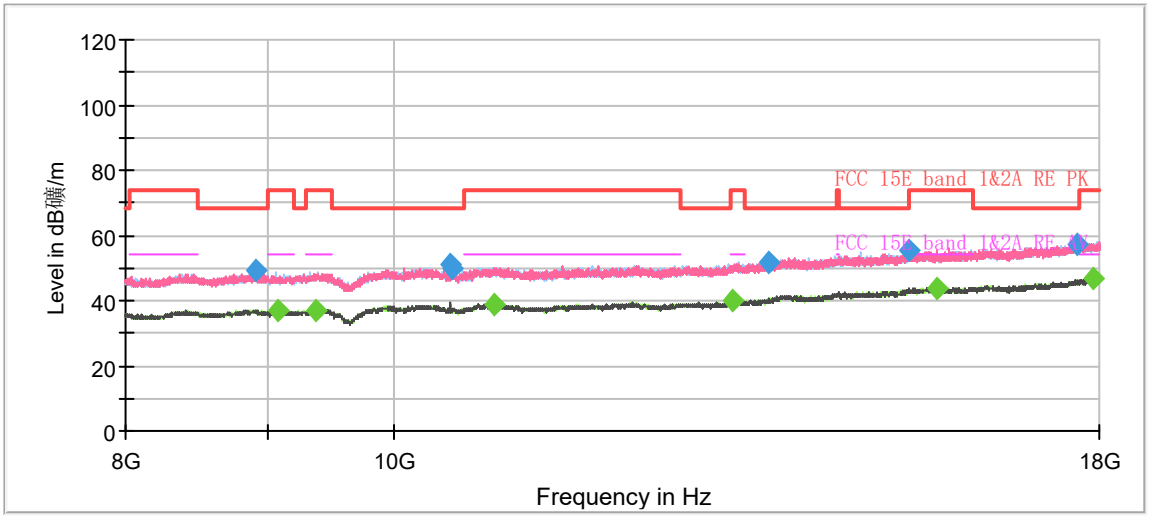

Radiates Emission from 8GHz to 18GHz

Frequency (MHz)	MaxPeak (dB μ V/m)	Average (dB μ V/m)	Limit (dB μ V/m)	Margin (dB)	Meas. Time (ms)	Height (cm)	Pol	Azimuth (deg)	Corr. (dB/m)
8917.500000	49.10	---	68.20	19.10	500.0	200.0	V	0.0	-8.7
9087.500000	---	36.73	54.00	17.27	500.0	200.0	H	0.0	-8.4
9381.250000	---	37.13	54.00	16.87	500.0	200.0	H	331.0	-7.7
10480.000000	50.83	---	68.20	17.37	500.0	100.0	V	346.0	-6.9
10495.000000	50.02	---	68.20	18.18	500.0	200.0	H	222.0	-6.9
10868.750000	---	38.76	54.00	15.24	500.0	200.0	H	356.0	-6.2
13253.750000	---	40.23	54.00	13.77	500.0	100.0	H	49.0	-4.8
13678.750000	51.47	---	68.20	16.73	500.0	200.0	V	147.0	-3.8
15348.750000	55.36	---	68.20	12.84	500.0	200.0	H	359.0	0.4
15717.500000	---	43.87	54.00	10.13	500.0	100.0	V	24.0	-0.4
17678.750000	57.39	---	68.20	10.81	500.0	100.0	V	301.0	1.6
17898.750000	---	46.47	54.00	7.53	500.0	100.0	H	118.0	1.3

Remark: 1. Correction Factor = Antenna factor + Insertion loss (cable loss + amplifier gain)
2. Margin = Limit –MAX Peak/ Average

This report shall not be reproduced except in full, without the written approval of TA Technology (Shanghai) Co., Ltd.

20M: 5240MHz

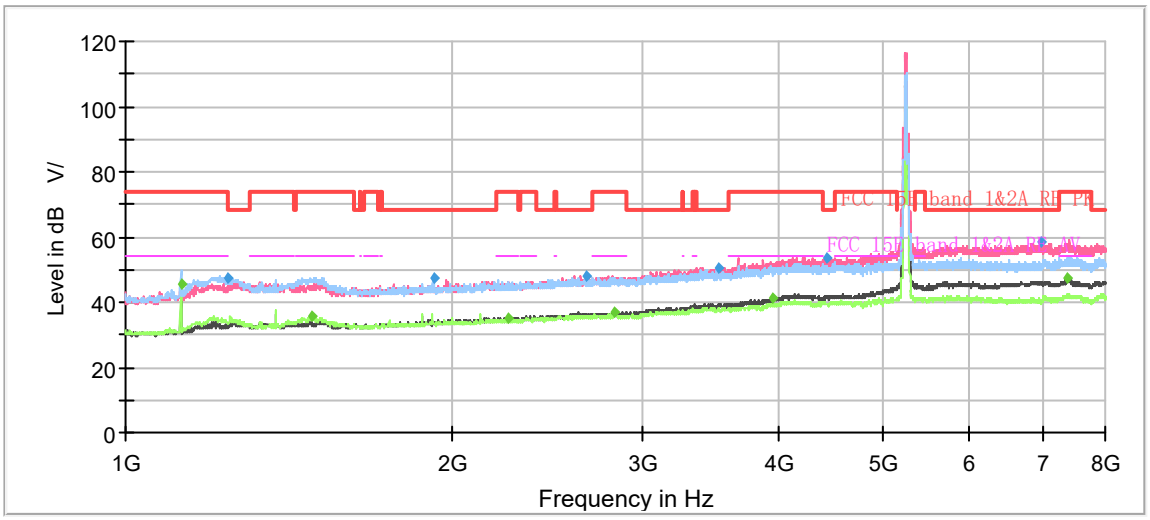

Note: The signal beyond the limit is carrier.

Radiates Emission from 1GHz to 8GHz

Frequency (MHz)	MaxPeak (dB µ V/m)	Average (dB µ V/m)	Limit (dB µ V/m)	Margin (dB)	Meas. Time (ms)	Height (cm)	Pol	Azimuth (deg)	Corr. (dB/m)
1124.25	---	45.64	54.00	8.36	500.00	100.0	H	179.00	-8
1241.50	47.17	---	68.20	21.03	500.00	200.0	H	63.00	-7
1487.38	---	35.61	54.00	18.39	500.00	100.0	H	160.00	-6
1921.38	47.11	---	68.20	21.09	500.00	100.0	H	68.00	-3
2249.50	---	35.08	54.00	18.92	500.00	200.0	V	239.00	-2
2656.38	48.22	---	68.20	19.98	500.00	200.0	V	206.00	0
2826.13	---	36.66	54.00	17.34	500.00	100.0	V	353.00	1
3519.13	50.58	---	68.20	17.62	500.00	200.0	V	6.00	4
3948.75	---	41.51	54.00	12.49	500.00	200.0	V	79.00	6
4437.00	53.76	---	68.20	14.44	500.00	200.0	V	69.00	7
6985.88	58.33	---	68.20	9.87	500.00	100.0	V	304.00	11
7387.50	---	47.27	54.00	6.73	500.00	200.0	V	6.00	11

Remark: 1. Correction Factor = Antenna factor + Insertion loss (cable loss + amplifier gain)

2. Margin = Limit –MAX Peak/ Average

This report shall not be reproduced except in full, without the written approval of TA Technology (Shanghai) Co., Ltd.

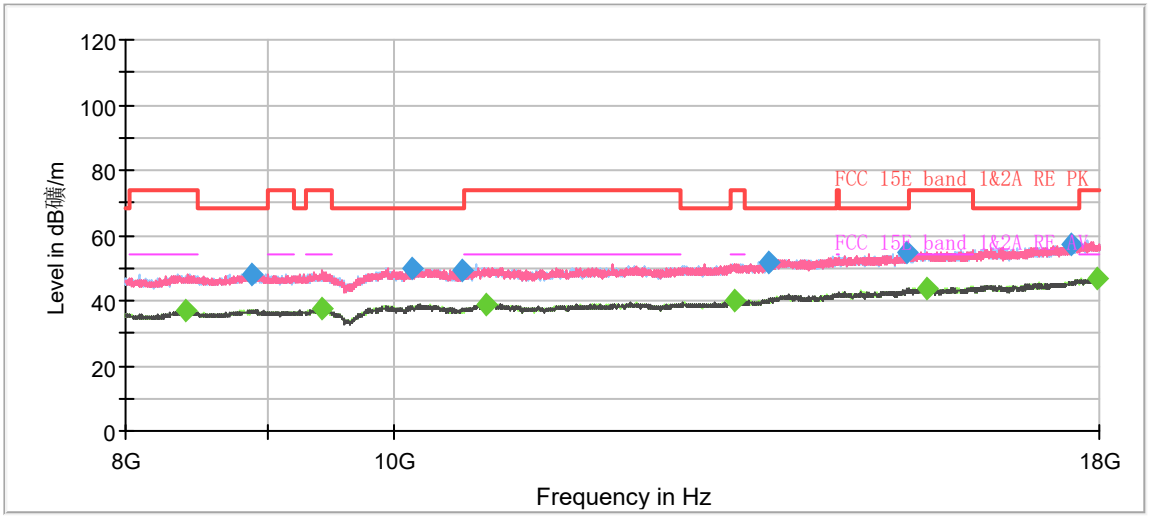

Radiates Emission from 8GHz to 18GHz

Frequency (MHz)	MaxPeak (dB µ V/m)	Average (dB µ V/m)	Limit (dB µ V/m)	Margin (dB)	Meas. Time (ms)	Height (cm)	Pol	Azimuth (deg)	Corr. (dB/m)
8408.750000	---	36.66	54.00	17.34	500.0	100.0	H	83.0	-9.0
8886.250000	48.18	---	68.20	20.02	500.0	100.0	H	127.0	-8.7
9415.000000	---	37.41	54.00	16.59	500.0	100.0	V	356.0	-7.7
10153.750000	49.94	---	68.20	18.26	500.0	100.0	H	155.0	-6.7
10590.000000	49.07	---	68.20	19.13	500.0	100.0	V	251.0	-6.8
10801.250000	---	39.00	54.00	15.00	500.0	100.0	H	356.0	-6.0
13292.500000	---	40.09	54.00	13.91	500.0	100.0	H	322.0	-4.7
13675.000000	51.97	---	68.20	16.23	500.0	200.0	H	123.0	-3.8
15345.000000	54.56	---	68.20	13.64	500.0	100.0	V	315.0	0.4
15603.750000	---	43.83	54.00	10.17	500.0	200.0	H	156.0	-0.4
17576.250000	57.47	---	68.20	10.73	500.0	200.0	V	105.0	1.6
17976.250000	---	46.65	54.00	7.35	500.0	200.0	V	144.0	1.2

Remark: 1. Correction Factor = Antenna factor + Insertion loss (cable loss + amplifier gain)
2. Margin = Limit –MAX Peak/ Average

This report shall not be reproduced except in full, without the written approval of TA Technology (Shanghai) Co., Ltd.

5M: 5745MHz

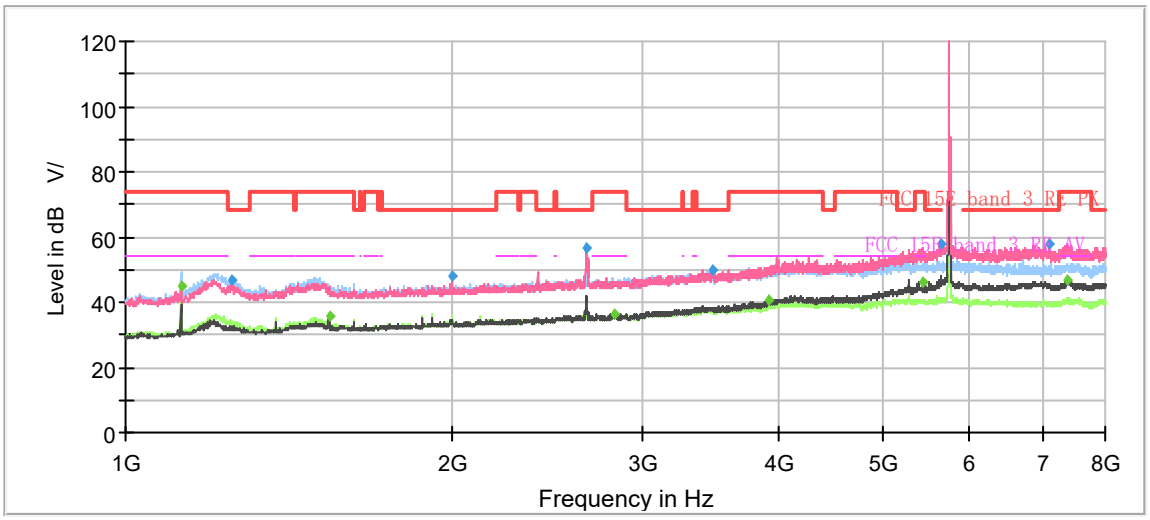

Note: The signal beyond the limit is carrier.

Radiates Emission from 1GHz to 8GHz

Frequency (MHz)	MaxPeak (dB µ V/m)	Average (dB µ V/m)	Limit (dB µ V/m)	Margin (dB)	Meas. Time (ms)	Height (cm)	Pol	Azimuth (deg)	Corr. (dB/m)
1124.25	---	44.97	54.00	9.03	500.00	100.0	H	139.00	-8
1252.00	46.55	---	68.20	21.65	500.00	100.0	H	149.00	-7
1539.88	---	35.66	54.00	18.34	500.00	200.0	V	295.00	-5
1999.25	48.04	---	68.20	20.16	500.00	200.0	V	323.00	-3
2659.88	56.91	---	68.20	11.29	500.00	100.0	V	61.00	0
2826.13	---	36.15	54.00	17.85	500.00	200.0	V	338.00	1
3471.00	49.95	---	68.20	18.25	500.00	200.0	V	272.00	4
3913.75	---	40.73	54.00	13.27	500.00	200.0	V	328.00	6
5422.25	---	46.40	54.00	7.60	500.00	100.0	V	306.00	9
5645.38	57.86	---	68.20	10.34	500.00	200.0	V	305.00	10
7090.88	57.55	---	68.20	10.65	500.00	200.0	V	353.00	11
7370.88	---	46.54	54.00	7.46	500.00	200.0	V	343.00	11

Remark: 1. Correction Factor = Antenna factor + Insertion loss (cable loss + amplifier gain)

2. Margin = Limit –MAX Peak/ Average

This report shall not be reproduced except in full, without the written approval of TA Technology (Shanghai) Co., Ltd.

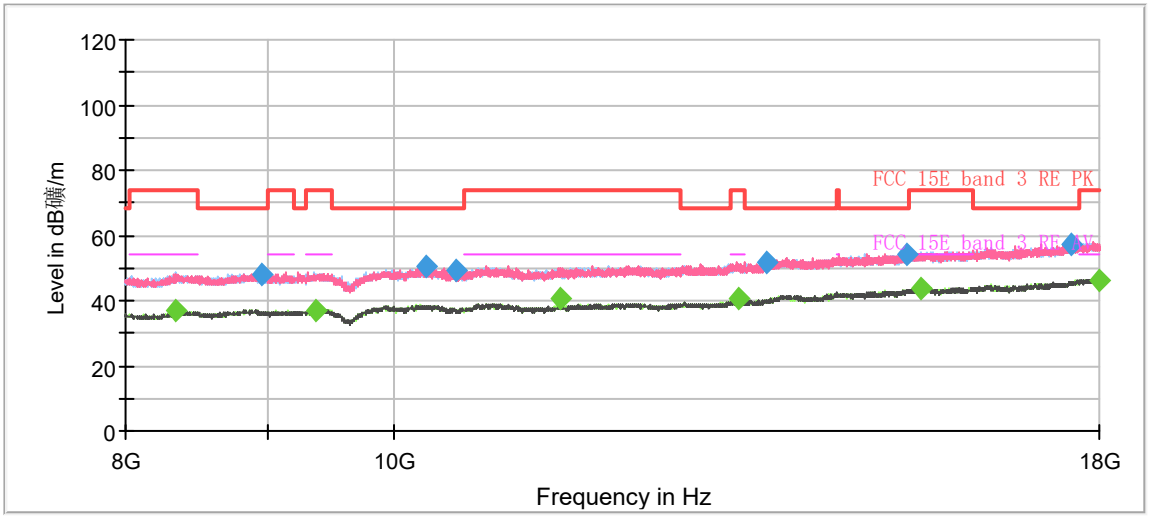

Radiates Emission from 8GHz to 18GHz

Frequency (MHz)	MaxPeak (dB µ V/m)	Average (dB µ V/m)	Limit (dB µ V/m)	Margin (dB)	Meas. Time (ms)	Height (cm)	Pol	Azimuth (deg)	Corr. (dB/m)
8347.500000	---	36.85	54.00	17.15	500.0	200.0	V	114.0	-9.1
8957.500000	48.22	---	68.20	19.98	500.0	200.0	H	218.0	-8.6
9371.250000	---	37.23	54.00	16.77	500.0	100.0	V	166.0	-7.7
10270.000000	50.25	---	68.20	17.95	500.0	200.0	H	357.0	-6.5
10528.750000	49.21	---	68.20	18.99	500.0	100.0	V	289.0	-7.0
11490.000000	---	40.68	54.00	13.32	500.0	200.0	V	315.0	-6.5
13335.000000	---	40.38	54.00	13.62	500.0	200.0	H	236.0	-4.6
13638.750000	51.99	---	68.20	16.21	500.0	100.0	V	325.0	-3.8
15330.000000	54.35	---	68.20	13.85	500.0	200.0	V	15.0	0.3
15523.750000	---	43.84	54.00	10.16	500.0	200.0	H	317.0	-0.2
17587.500000	57.42	---	68.20	10.78	500.0	100.0	V	334.0	1.6
17986.250000	---	46.40	54.00	7.60	500.0	100.0	H	116.0	1.2

Remark: 1. Correction Factor = Antenna factor + Insertion loss (cable loss + amplifier gain)
2. Margin = Limit –MAX Peak/ Average

This report shall not be reproduced except in full, without the written approval of TA Technology (Shanghai) Co., Ltd.

10M: 5745MHz

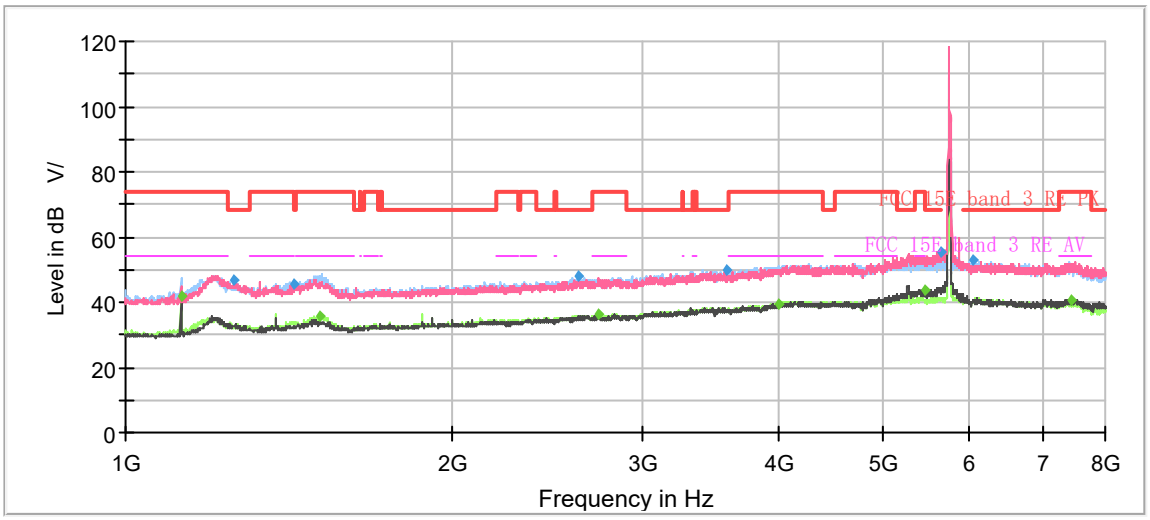

Note: The signal beyond the limit is carrier.

Radiates Emission from 1GHz to 8GHz

Frequency (MHz)	MaxPeak (dB µ V/m)	Average (dB µ V/m)	Limit (dB µ V/m)	Margin (dB)	Meas. Time (ms)	Height (cm)	Pol	Azimuth (deg)	Corr. (dB/m)
1124.25	---	41.87	54.00	12.13	500.00	100.0	H	166.00	-8
1256.38	46.64	---	68.20	21.56	500.00	100.0	V	253.00	-7
1432.25	45.58	---	68.20	22.62	500.00	100.0	H	51.00	-6
1508.38	---	35.84	54.00	18.16	500.00	100.0	H	71.00	-6
2616.13	47.95	---	68.20	20.25	500.00	100.0	H	31.00	0
2733.38	---	36.31	54.00	17.69	500.00	100.0	H	225.00	1
3576.88	49.83	---	68.20	18.37	500.00	100.0	V	186.00	4
3995.13	---	39.51	54.00	14.49	500.00	100.0	H	75.00	6
5445.88	---	43.87	54.00	10.13	500.00	100.0	V	78.00	9
5634.00	55.66	---	68.20	12.55	500.00	200.0	V	178.00	10
6050.50	52.82	---	68.20	15.38	500.00	100.0	H	343.00	10
7457.50	---	40.81	54.00	13.19	500.00	100.0	V	186.00	11

Remark: 1. Correction Factor = Antenna factor + Insertion loss (cable loss + amplifier gain)

2. Margin = Limit –MAX Peak/ Average

This report shall not be reproduced except in full, without the written approval of TA Technology (Shanghai) Co., Ltd.

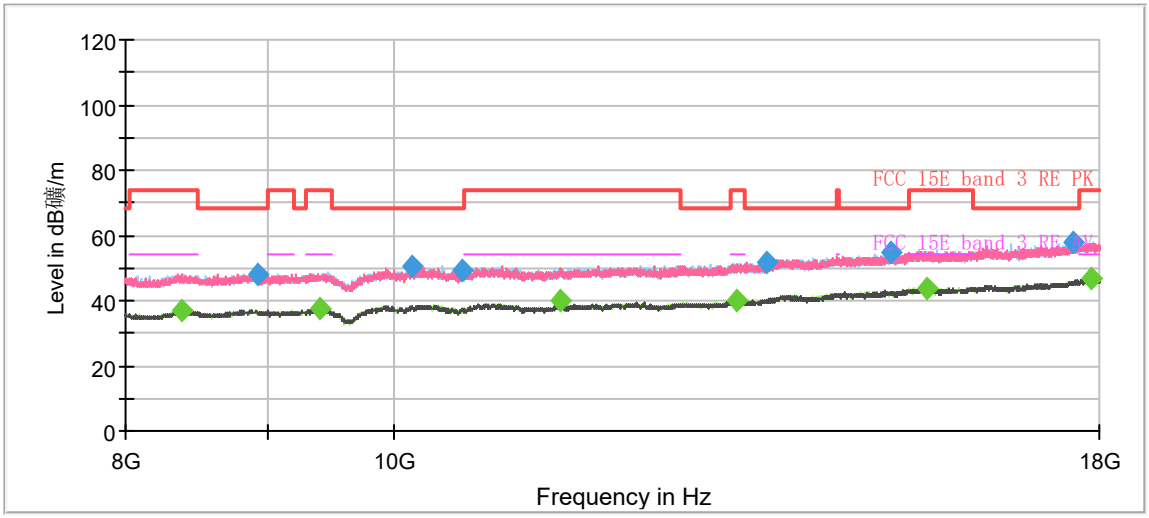

Radiates Emission from 8GHz to 18GHz

Frequency (MHz)	MaxPeak (dB μ V/m)	Average (dB μ V/m)	Limit (dB μ V/m)	Margin (dB)	Meas. Time (ms)	Height (cm)	Pol	Azimuth (deg)	Corr. (dB/m)
8387.500000	---	36.62	54.00	17.38	500.0	200.0	V	29.0	-9.0
8933.750000	48.17	---	68.20	20.03	500.0	100.0	V	205.0	-8.7
9411.250000	---	37.49	54.00	16.51	500.0	100.0	H	68.0	-7.7
10151.250000	50.25	---	68.20	17.95	500.0	200.0	V	130.0	-6.7
10580.000000	48.98	---	68.20	19.22	500.0	100.0	V	300.0	-6.8
11492.500000	---	40.25	54.00	13.75	500.0	200.0	V	314.0	-6.5
13306.250000	---	40.07	54.00	13.93	500.0	200.0	V	180.0	-4.7
13653.750000	51.83	---	68.20	16.37	500.0	200.0	H	122.0	-3.8
15128.750000	54.57	---	68.20	13.63	500.0	100.0	H	201.0	-0.7
15588.750000	---	43.73	54.00	10.27	500.0	200.0	H	237.0	-0.3
17623.750000	57.84	---	68.20	10.36	500.0	100.0	H	1.0	1.6
17880.000000	---	46.60	54.00	7.40	500.0	100.0	V	43.0	1.3

Remark: 1. Correction Factor = Antenna factor + Insertion loss (cable loss + amplifier gain)
2. Margin = Limit –MAX Peak/ Average

This report shall not be reproduced except in full, without the written approval of TA Technology (Shanghai) Co., Ltd.

20M: 5745MHz

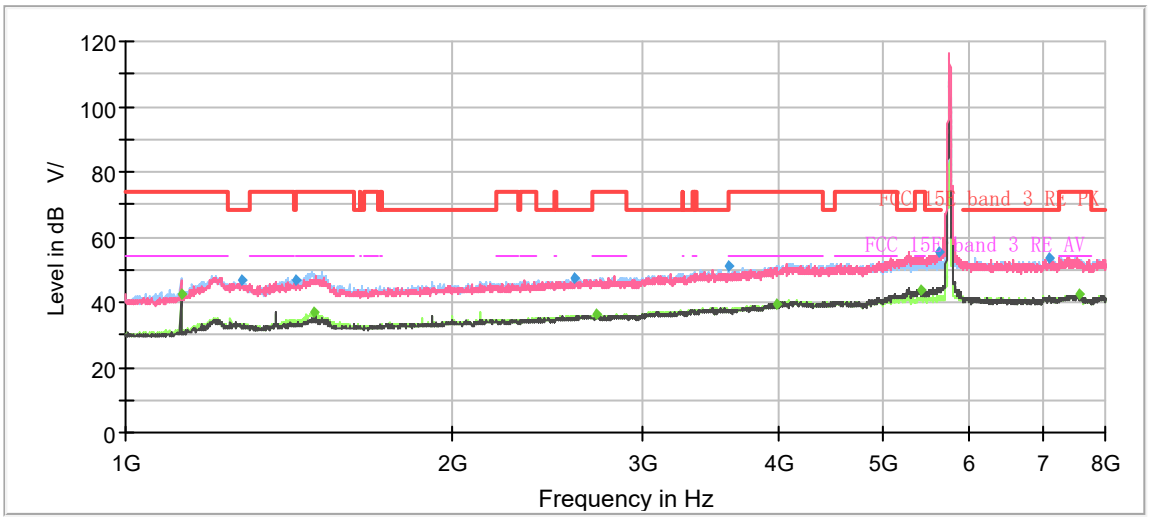

Note: The signal beyond the limit is carrier.

Radiates Emission from 1GHz to 8GHz

Frequency (MHz)	MaxPeak (dB µ V/m)	Average (dB µ V/m)	Limit (dB µ V/m)	Margin (dB)	Meas. Time (ms)	Height (cm)	Pol	Azimuth (deg)	Corr. (dB/m)
1124.25	---	42.54	54.00	11.46	500.00	200.0	H	141.00	-8
1277.38	46.71	---	68.20	21.49	500.00	100.0	V	258.00	-7
1434.00	46.83	---	68.20	21.37	500.00	200.0	H	59.00	-6
1494.38	---	36.73	54.00	17.27	500.00	100.0	H	73.00	-6
2597.75	47.30	---	68.20	20.90	500.00	200.0	H	0.00	0
2719.38	---	36.22	54.00	17.78	500.00	100.0	H	329.00	1
3590.88	50.97	---	68.20	17.23	500.00	200.0	H	6.00	4
3980.25	---	39.54	54.00	14.46	500.00	100.0	V	276.00	6
5400.38	---	43.81	54.00	10.19	500.00	100.0	V	78.00	9
5632.25	55.39	---	68.20	12.81	500.00	200.0	V	132.00	10
7096.13	53.56	---	68.20	14.64	500.00	200.0	H	237.00	11
7553.75	---	42.17	54.00	11.83	500.00	200.0	H	166.00	11

Remark: 1. Correction Factor = Antenna factor + Insertion loss (cable loss + amplifier gain)

2. Margin = Limit –MAX Peak/ Average

This report shall not be reproduced except in full, without the written approval of TA Technology (Shanghai) Co., Ltd.

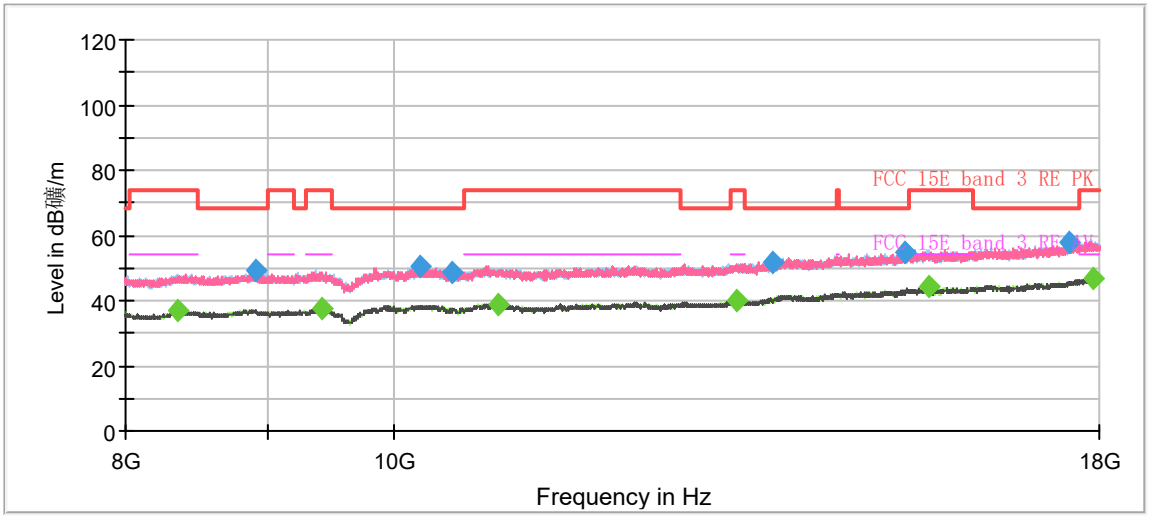

Radiates Emission from 8GHz to 18GHz

Frequency (MHz)	MaxPeak (dB µ V/m)	Average (dB µ V/m)	Limit (dB µ V/m)	Margin (dB)	Meas. Time (ms)	Height (cm)	Pol	Azimuth (deg)	Corr. (dB/m)
8361.250000	---	36.66	54.00	17.34	500.0	100.0	V	235.0	-9.1
8920.000000	48.93	---	68.20	19.27	500.0	100.0	H	253.0	-8.7
9427.500000	---	37.26	54.00	16.74	500.0	200.0	V	126.0	-7.7
10216.250000	50.18	---	68.20	18.02	500.0	200.0	V	51.0	-6.6
10500.000000	48.64	---	68.20	19.56	500.0	100.0	H	51.0	-6.9
10903.750000	---	39.06	54.00	14.94	500.0	200.0	H	351.0	-6.3
13317.500000	---	40.25	54.00	13.75	500.0	100.0	V	329.0	-4.7
13702.500000	51.63	---	68.20	16.57	500.0	100.0	V	348.0	-3.7
15303.750000	54.64	---	68.20	13.56	500.0	200.0	H	351.0	0.2
15631.250000	---	44.39	54.00	9.61	500.0	100.0	H	26.0	-0.4
17550.000000	57.91	---	68.20	10.29	500.0	100.0	H	83.0	1.6
17902.500000	---	46.54	54.00	7.46	500.0	200.0	V	1.0	1.3

Remark: 1. Correction Factor = Antenna factor + Insertion loss (cable loss + amplifier gain)
2. Margin = Limit –MAX Peak/ Average

This report shall not be reproduced except in full, without the written approval of TA Technology (Shanghai) Co., Ltd.

40M: 5755MHz

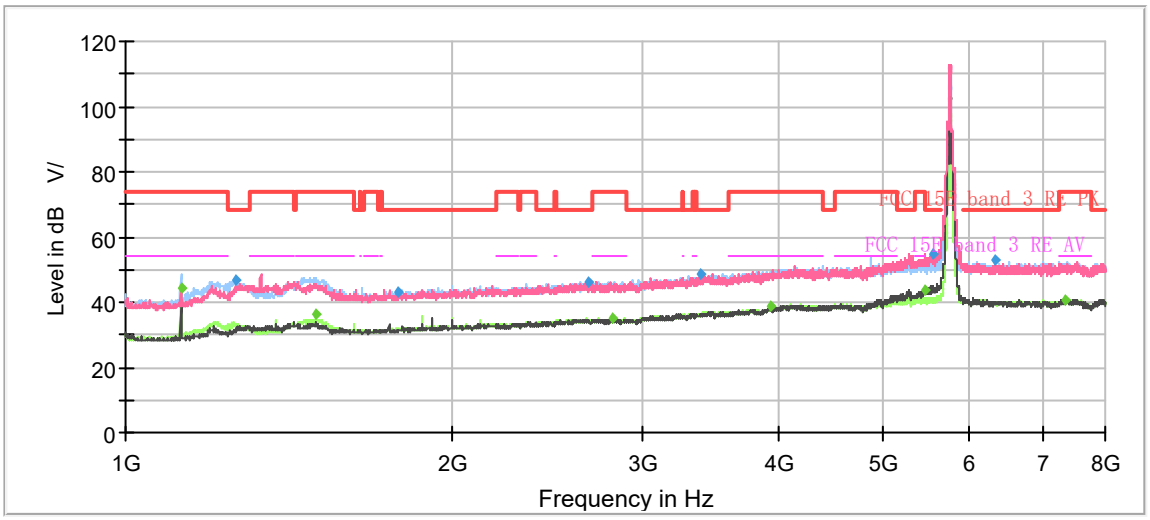

Note: The signal beyond the limit is carrier.

Radiates Emission from 1GHz to 8GHz

Frequency (MHz)	MaxPeak (dB µ V/m)	Average (dB µ V/m)	Limit (dB µ V/m)	Margin (dB)	Meas. Time (ms)	Height (cm)	Pol	Azimuth (deg)	Corr. (dB/m)
1124.25	---	44.20	54.00	9.80	500.00	200.0	H	3.00	-8
1261.63	46.54	---	68.20	21.66	500.00	100.0	H	71.00	-7
1499.63	---	36.55	54.00	17.45	500.00	200.0	H	51.00	-6
1785.75	43.16	---	68.20	25.04	500.00	200.0	H	200.00	-4
2667.75	46.22	---	68.20	21.98	500.00	200.0	H	156.00	0
2812.13	---	34.87	54.00	19.13	500.00	100.0	H	214.00	1
3390.50	48.59	---	68.20	19.61	500.00	100.0	V	92.00	3
3934.75	---	38.61	54.00	15.39	500.00	100.0	V	141.00	6
5452.88	---	43.88	54.00	10.12	500.00	200.0	V	352.00	9
5544.75	54.94	---	68.20	13.26	500.00	200.0	V	352.00	10
6343.63	52.77	---	68.20	15.43	500.00	200.0	H	176.00	10
7347.25	---	40.87	54.00	13.13	500.00	100.0	V	92.00	11

Remark: 1. Correction Factor = Antenna factor + Insertion loss (cable loss + amplifier gain)

2. Margin = Limit –MAX Peak/ Average

This report shall not be reproduced except in full, without the written approval of TA Technology (Shanghai) Co., Ltd.

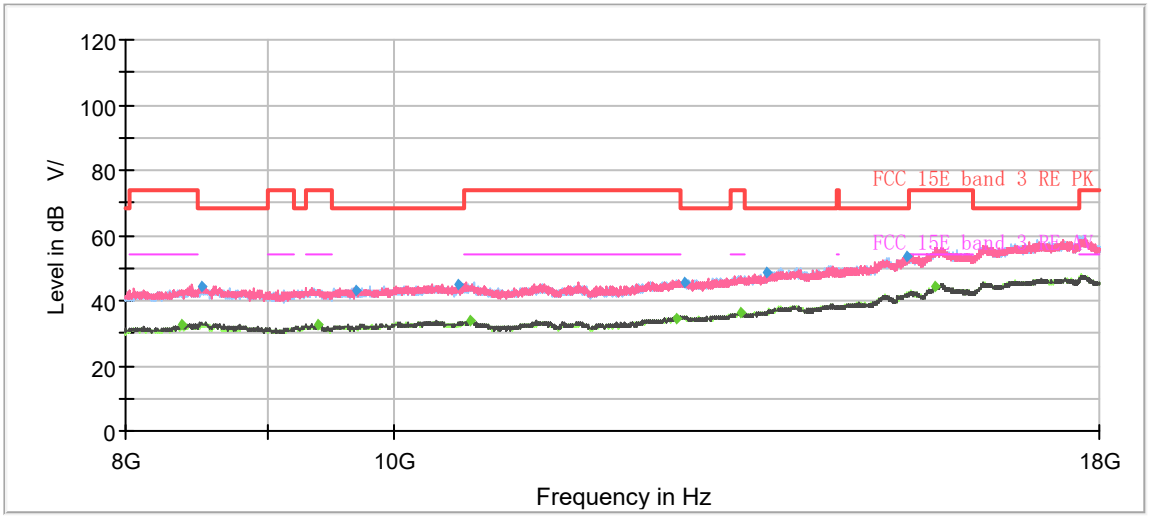

Radiates Emission from 8GHz to 18GHz

Frequency (MHz)	MaxPeak (dB µ V/m)	Average (dB µ V/m)	Limit (dB µ V/m)	Margin (dB)	Meas. Time (ms)	Height (cm)	Pol	Azimuth (deg)	Corr. (dB/m)
8386.25	---	32.70	54.00	21.30	500.00	100.0	V	0.00	3
8525.00	44.42	---	68.20	23.78	500.00	200.0	V	76.00	4
9390.00	---	32.67	54.00	21.33	500.00	100.0	V	127.00	4
9685.00	43.08	---	68.20	25.12	500.00	200.0	H	187.00	4
10552.50	45.16	---	68.20	23.04	500.00	100.0	V	316.00	5
10657.50	---	33.80	54.00	20.20	500.00	100.0	V	261.00	5
12663.75	---	34.68	54.00	19.32	500.00	200.0	V	254.00	8
12740.00	45.53	---	68.20	22.67	500.00	100.0	H	122.00	8
13356.25	---	36.55	54.00	17.45	500.00	200.0	H	332.00	9
13637.50	48.62	---	68.20	19.58	500.00	200.0	H	0.00	10
15345.00	53.50	---	68.20	14.70	500.00	100.0	V	212.00	13
15711.25	---	44.46	54.00	9.54	500.00	200.0	V	51.00	14

Remark: 1. Correction Factor = Antenna factor + Insertion loss (cable loss + amplifier gain)
2. Margin = Limit –MAX Peak/ Average

This report shall not be reproduced except in full, without the written approval of TA Technology (Shanghai) Co., Ltd.

5M: 5765MHz

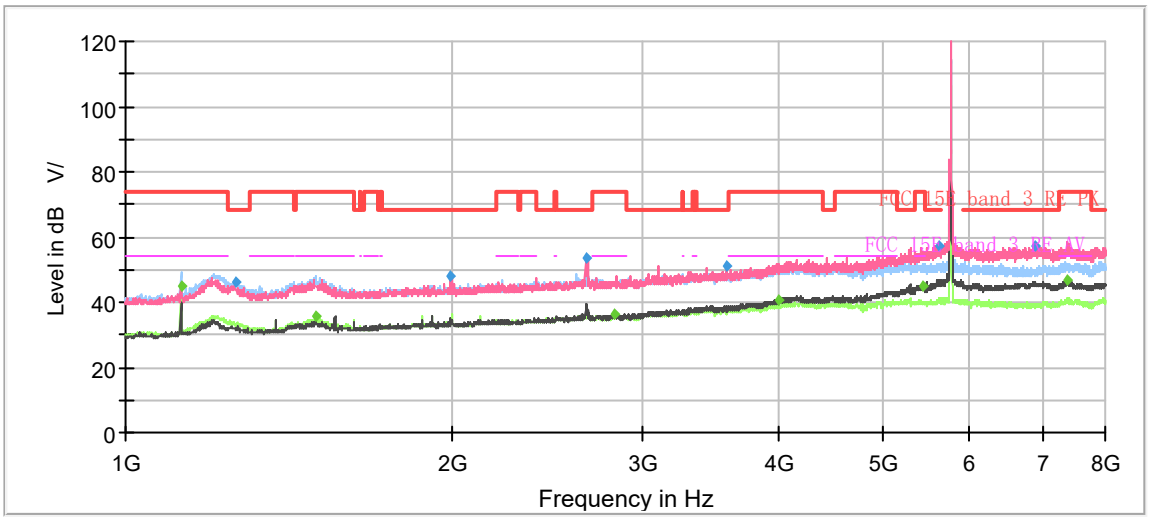

Note: The signal beyond the limit is carrier.

Radiates Emission from 1GHz to 8GHz

Frequency (MHz)	MaxPeak (dB µ V/m)	Average (dB µ V/m)	Limit (dB µ V/m)	Margin (dB)	Meas. Time (ms)	Height (cm)	Pol	Azimuth (deg)	Corr. (dB/m)
1124.25	---	44.91	54.00	9.09	500.00	100.0	H	139.00	-8
1262.50	46.39	---	68.20	21.81	500.00	100.0	H	148.00	-7
1499.63	---	35.81	54.00	18.19	500.00	200.0	H	118.00	-6
1992.25	47.80	---	68.20	20.40	500.00	200.0	V	56.00	-3
2653.75	53.71	---	68.20	14.49	500.00	100.0	V	72.00	0
2820.88	---	36.28	54.00	17.72	500.00	200.0	V	304.00	1
3578.63	51.03	---	68.20	17.17	500.00	200.0	V	358.00	4
3992.50	---	40.73	54.00	13.27	500.00	200.0	V	339.00	6
5430.13	---	45.22	54.00	8.78	500.00	200.0	V	291.00	9
5614.75	57.43	---	68.20	10.77	500.00	200.0	V	291.00	10
6889.63	57.22	---	68.20	10.98	500.00	200.0	V	343.00	11
7391.00	---	46.64	54.00	7.36	500.00	200.0	V	348.00	11

Remark: 1. Correction Factor = Antenna factor + Insertion loss (cable loss + amplifier gain)

2. Margin = Limit –MAX Peak/ Average

This report shall not be reproduced except in full, without the written approval of TA Technology (Shanghai) Co., Ltd.

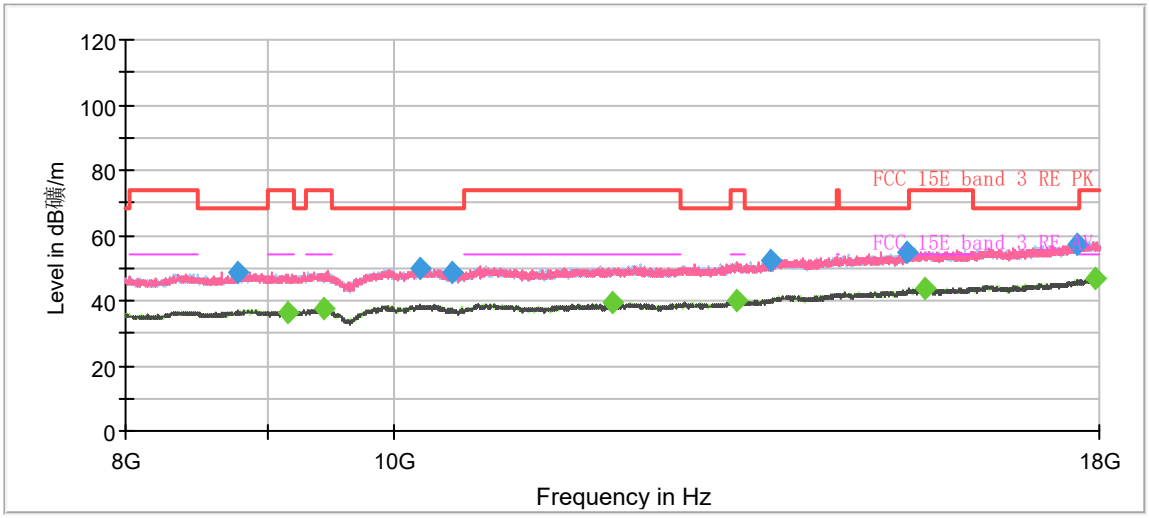

Radiates Emission from 8GHz to 18GHz

Frequency (MHz)	MaxPeak (dB µ V/m)	Average (dB µ V/m)	Limit (dB µ V/m)	Margin (dB)	Meas. Time (ms)	Height (cm)	Pol	Azimuth (deg)	Corr. (dB/m)
8786.250000	48.64	---	68.20	19.56	500.0	200.0	V	228.0	-8.8
9157.500000	---	36.61	54.00	17.39	500.0	100.0	V	332.0	-8.3
9433.750000	---	37.32	54.00	16.68	500.0	100.0	V	318.0	-7.7
10227.500000	49.90	---	68.20	18.30	500.0	100.0	V	301.0	-6.6
10497.500000	48.65	---	68.20	19.55	500.0	100.0	V	19.0	-6.9
11993.750000	---	39.10	54.00	14.90	500.0	200.0	V	157.0	-6.2
13308.750000	---	39.87	54.00	14.13	500.0	200.0	H	237.0	-4.7
13683.750000	52.03	---	68.20	16.17	500.0	200.0	V	256.0	-3.8
15335.000000	54.73	---	68.20	13.47	500.0	200.0	H	197.0	0.3
15567.500000	---	43.70	54.00	10.30	500.0	200.0	V	90.0	-0.3
17683.750000	57.29	---	68.20	10.91	500.0	200.0	H	296.0	1.6
17927.500000	---	46.49	54.00	7.51	500.0	100.0	H	0.0	1.2

Remark: 1. Correction Factor = Antenna factor + Insertion loss (cable loss + amplifier gain)
2. Margin = Limit –MAX Peak/ Average

This report shall not be reproduced except in full, without the written approval of TA Technology (Shanghai) Co., Ltd.

10M: 5765MHz

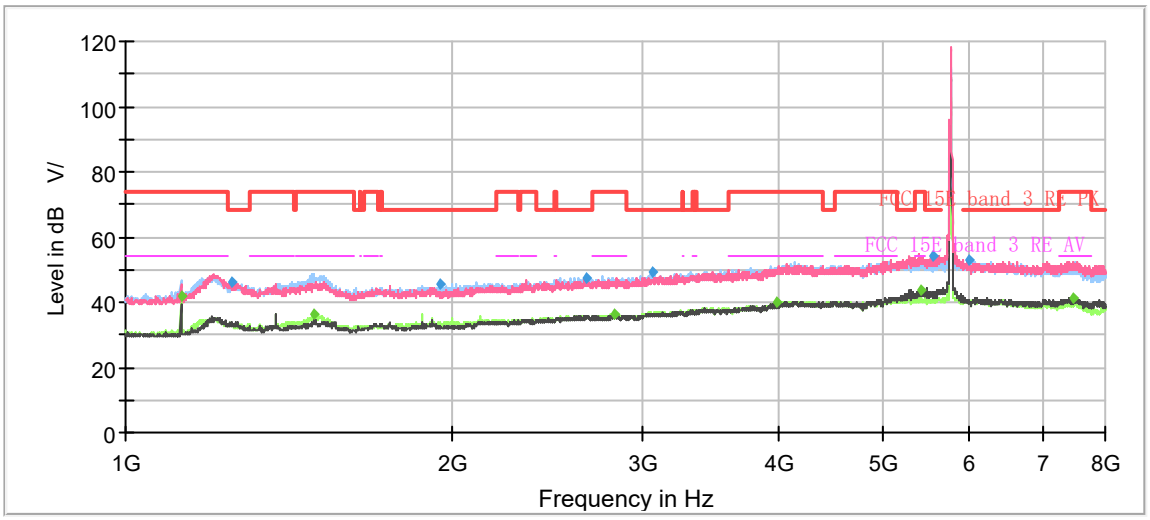

Note: The signal beyond the limit is carrier.

Radiates Emission from 1GHz to 8GHz

Frequency (MHz)	MaxPeak (dB µ V/m)	Average (dB µ V/m)	Limit (dB µ V/m)	Margin (dB)	Meas. Time (ms)	Height (cm)	Pol	Azimuth (deg)	Corr. (dB/m)
1124.25	---	41.73	54.00	12.27	500.00	100.0	H	172.00	-8
1252.00	46.06	---	68.20	22.14	500.00	100.0	V	250.00	-7
1489.13	---	36.06	54.00	17.94	500.00	100.0	H	70.00	-6
1952.00	45.52	---	68.20	22.68	500.00	100.0	H	93.00	-3
2656.38	47.31	---	68.20	20.89	500.00	200.0	H	305.00	0
2823.50	---	36.13	54.00	17.87	500.00	100.0	H	198.00	1
3061.50	49.10	---	68.20	19.10	500.00	200.0	H	232.00	2
3983.75	---	39.76	54.00	14.24	500.00	200.0	H	280.00	6
5399.50	---	43.86	54.00	10.14	500.00	100.0	V	138.00	9
5545.63	54.41	---	68.20	13.79	500.00	100.0	V	79.00	10
5991.88	53.12	---	68.20	15.08	500.00	100.0	V	12.00	10
7458.38	---	41.18	54.00	12.82	500.00	200.0	V	275.00	11

Remark: 1. Correction Factor = Antenna factor + Insertion loss (cable loss + amplifier gain)

2. Margin = Limit –MAX Peak/ Average

This report shall not be reproduced except in full, without the written approval of TA Technology (Shanghai) Co., Ltd.

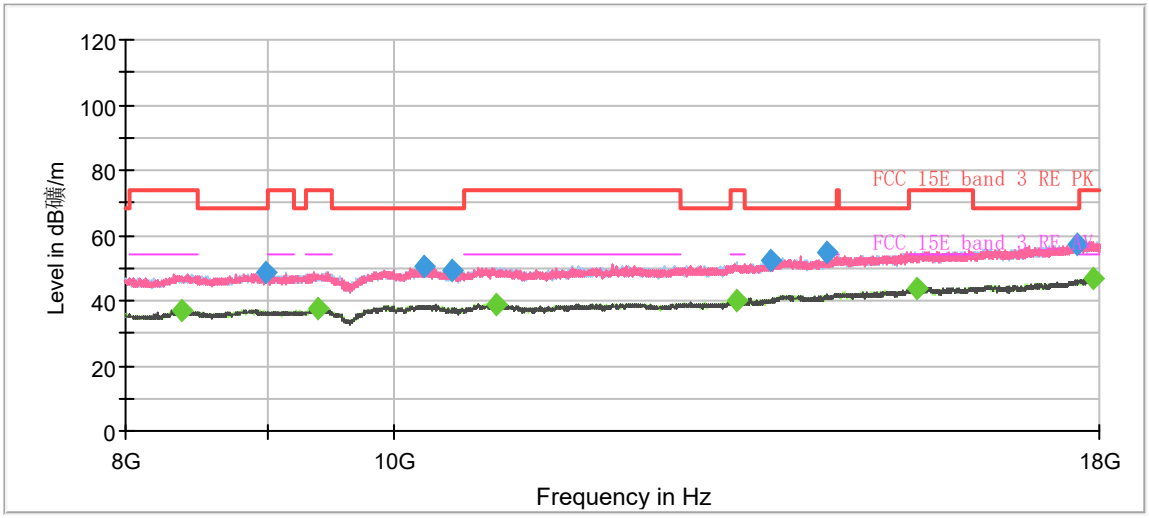

Radiates Emission from 8GHz to 18GHz

Frequency (MHz)	MaxPeak (dB µ V/m)	Average (dB µ V/m)	Limit (dB µ V/m)	Margin (dB)	Meas. Time (ms)	Height (cm)	Pol	Azimuth (deg)	Corr. (dB/m)
8382.500000	---	36.86	54.00	17.14	500.0	200.0	H	253.0	-9.0
8990.000000	48.91	---	68.20	19.29	500.0	100.0	H	56.0	-8.6
9388.750000	---	37.43	54.00	16.57	500.0	100.0	H	26.0	-7.7
10253.750000	50.24	---	68.20	17.96	500.0	100.0	V	320.0	-6.6
10502.500000	49.18	---	68.20	19.02	500.0	200.0	V	179.0	-6.9
10885.000000	---	39.03	54.00	14.97	500.0	200.0	H	69.0	-6.2
13306.250000	---	39.91	54.00	14.09	500.0	100.0	H	113.0	-4.7
13681.250000	52.02	---	68.20	16.18	500.0	200.0	H	234.0	-3.8
14342.500000	54.66	---	68.20	13.54	500.0	200.0	V	33.0	-2.5
15458.750000	---	43.81	54.00	10.19	500.0	100.0	V	155.0	0.0
17666.250000	57.51	---	68.20	10.69	500.0	200.0	H	284.0	1.6
17923.750000	---	46.54	54.00	7.46	500.0	200.0	H	82.0	1.2

Remark: 1. Correction Factor = Antenna factor + Insertion loss (cable loss + amplifier gain)
2. Margin = Limit –MAX Peak/ Average

This report shall not be reproduced except in full, without the written approval of TA Technology (Shanghai) Co., Ltd.

20M: 5765MHz

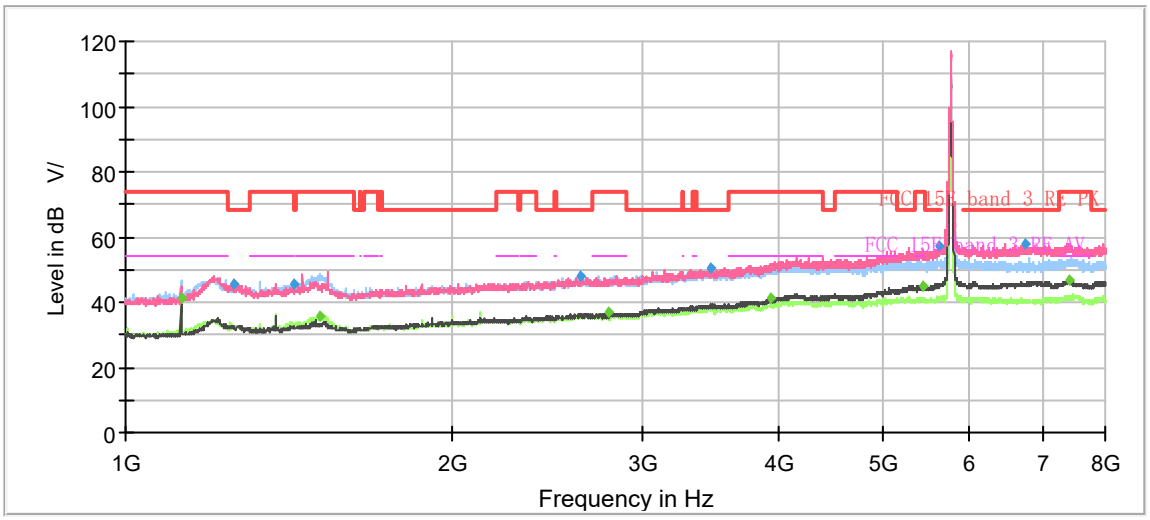

Note: The signal beyond the limit is carrier.

Radiates Emission from 1GHz to 8GHz

Frequency (MHz)	MaxPeak (dB µ V/m)	Average (dB µ V/m)	Limit (dB µ V/m)	Margin (dB)	Meas. Time (ms)	Height (cm)	Pol	Azimuth (deg)	Corr. (dB/m)
1124.25	---	41.50	54.00	12.50	500.00	100.0	H	167.00	-8
1255.50	45.47	---	68.20	22.73	500.00	200.0	H	260.00	-7
1431.38	45.77	---	68.20	22.43	500.00	100.0	H	49.00	-6
1511.00	---	35.71	54.00	18.29	500.00	100.0	H	69.00	-6
2629.25	47.98	---	68.20	20.22	500.00	200.0	V	40.00	0
2782.38	---	36.70	54.00	17.30	500.00	200.0	V	15.00	1
3468.38	50.59	---	68.20	17.61	500.00	200.0	V	199.00	4
3931.25	---	41.48	54.00	12.52	500.00	200.0	V	112.00	6
5441.50	---	44.95	54.00	9.05	500.00	200.0	V	64.00	9
5624.38	56.94	---	68.20	11.26	500.00	200.0	V	93.00	10
6736.50	57.83	---	68.20	10.37	500.00	200.0	V	131.00	10
7401.50	---	46.89	54.00	7.11	500.00	200.0	V	1.00	11

Remark: 1. Correction Factor = Antenna factor + Insertion loss (cable loss + amplifier gain)

2. Margin = Limit –MAX Peak/ Average

This report shall not be reproduced except in full, without the written approval of TA Technology (Shanghai) Co., Ltd.

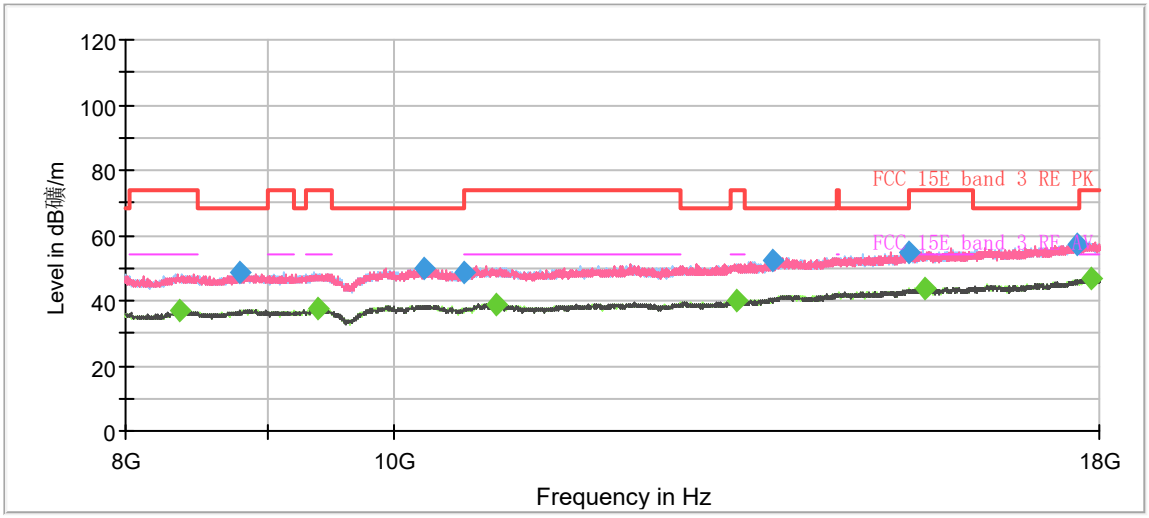

Radiates Emission from 8GHz to 18GHz

Frequency (MHz)	MaxPeak (dB μ V/m)	Average (dB μ V/m)	Limit (dB μ V/m)	Margin (dB)	Meas. Time (ms)	Height (cm)	Pol	Azimuth (deg)	Corr. (dB/m)
8363.750000	---	36.72	54.00	17.28	500.0	200.0	V	6.0	-9.1
8805.000000	48.65	---	68.20	19.55	500.0	100.0	V	316.0	-8.8
9395.000000	---	37.41	54.00	16.59	500.0	200.0	V	299.0	-7.7
10250.000000	50.01	---	68.20	18.19	500.0	200.0	V	159.0	-6.6
10600.000000	48.60	---	68.20	19.60	500.0	200.0	V	38.0	-6.7
10885.000000	---	39.02	54.00	14.98	500.0	100.0	V	240.0	-6.2
13306.250000	---	40.20	54.00	13.80	500.0	100.0	V	347.0	-4.7
13707.500000	52.26	---	68.20	15.94	500.0	100.0	H	114.0	-3.7
15348.750000	54.68	---	68.20	13.52	500.0	200.0	H	222.0	0.4
15567.500000	---	43.67	54.00	10.33	500.0	100.0	H	145.0	-0.3
17672.500000	57.45	---	68.20	10.75	500.0	100.0	H	177.0	1.6
17877.500000	---	46.60	54.00	7.40	500.0	100.0	V	0.0	1.3

Remark: 1. Correction Factor = Antenna factor + Insertion loss (cable loss + amplifier gain)
2. Margin = Limit –MAX Peak/ Average

This report shall not be reproduced except in full, without the written approval of TA Technology (Shanghai) Co., Ltd.

40M: 5795MHz

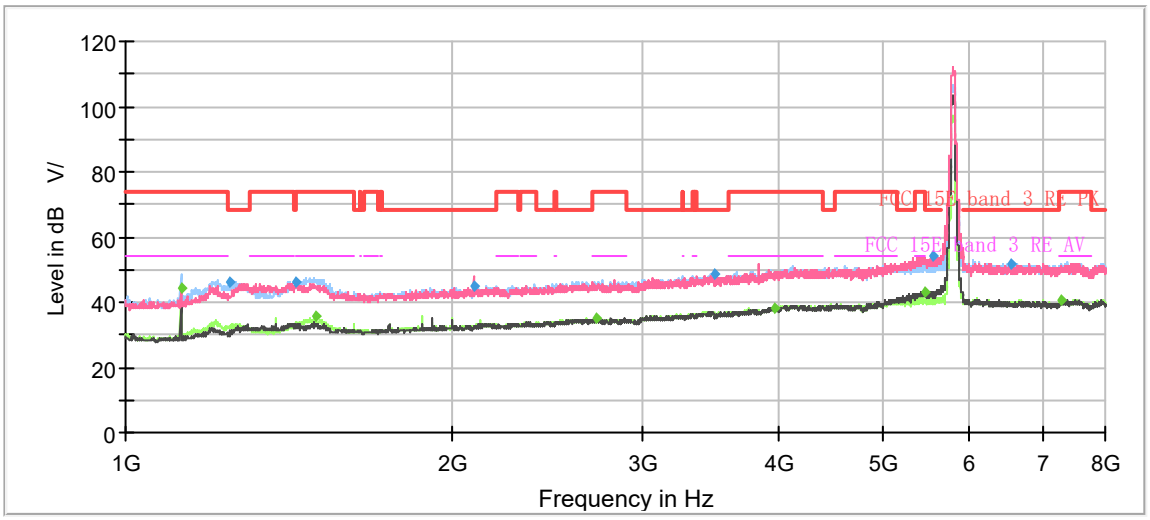

Note: The signal beyond the limit is carrier.

Radiates Emission from 1GHz to 8GHz

Frequency (MHz)	MaxPeak (dB µ V/m)	Average (dB µ V/m)	Limit (dB µ V/m)	Margin (dB)	Meas. Time (ms)	Height (cm)	Pol	Azimuth (deg)	Corr. (dB/m)
1124.25	---	44.18	54.00	9.82	500.00	100.0	H	305.00	-8
1247.63	46.03	---	68.20	22.17	500.00	100.0	H	73.00	-7
1434.88	46.32	---	68.20	21.88	500.00	100.0	H	58.00	-6
1499.63	---	35.79	54.00	18.21	500.00	200.0	H	57.00	-6
2092.00	44.99	---	68.20	23.21	500.00	200.0	V	297.00	-2
2719.38	---	34.86	54.00	19.14	500.00	100.0	V	101.00	1
3488.50	48.86	---	68.20	19.34	500.00	100.0	H	300.00	4
3965.38	---	38.33	54.00	15.67	500.00	100.0	H	108.00	6
5451.13	---	43.23	54.00	10.77	500.00	200.0	V	354.00	9
5552.63	54.36	---	68.20	13.84	500.00	200.0	V	2.00	10
6549.25	51.46	---	68.20	16.74	500.00	100.0	H	259.00	10
7291.25	---	40.70	54.00	13.30	500.00	200.0	H	155.00	11

Remark: 1. Correction Factor = Antenna factor + Insertion loss (cable loss + amplifier gain)

2. Margin = Limit –MAX Peak/ Average

This report shall not be reproduced except in full, without the written approval of TA Technology (Shanghai) Co., Ltd.

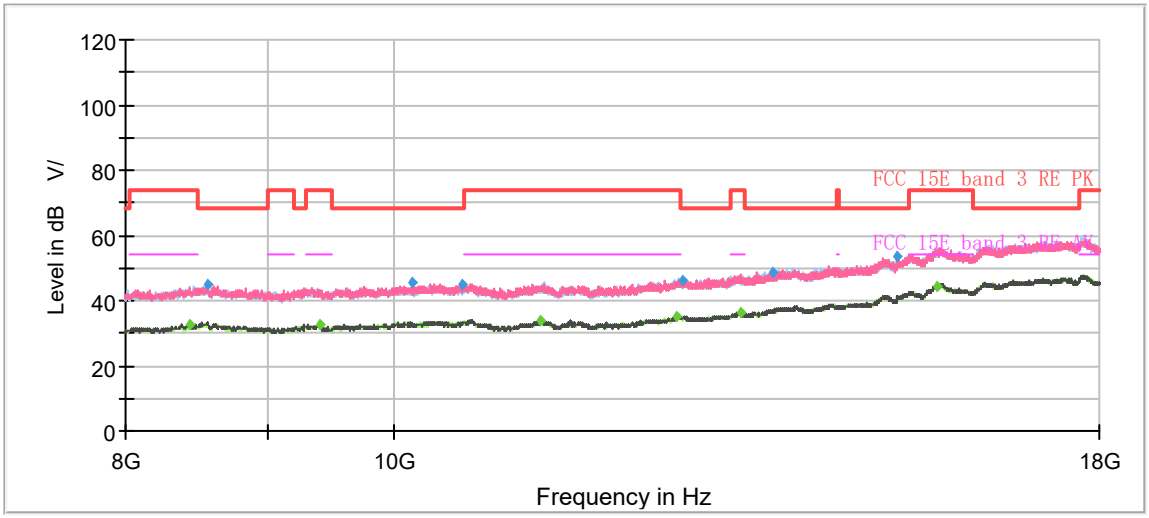

Radiates Emission from 8GHz to 18GHz

Frequency (MHz)	MaxPeak (dB µ V/m)	Average (dB µ V/m)	Limit (dB µ V/m)	Margin (dB)	Meas. Time (ms)	Height (cm)	Pol	Azimuth (deg)	Corr. (dB/m)
8438.75	---	32.69	54.00	21.31	500.00	200.0	V	144.00	4
8561.25	44.89	---	68.20	23.31	500.00	100.0	H	9.00	4
9402.50	---	32.45	54.00	21.55	500.00	200.0	H	351.00	4
10158.75	45.54	---	68.20	22.66	500.00	200.0	V	257.00	5
10592.50	44.88	---	68.20	23.32	500.00	100.0	V	294.00	5
11296.25	---	33.93	54.00	20.07	500.00	200.0	V	227.00	6
12660.00	---	34.93	54.00	19.07	500.00	200.0	H	286.00	8
12722.50	46.02	---	68.20	22.18	500.00	200.0	H	199.00	8
13343.75	---	36.10	54.00	17.90	500.00	200.0	H	218.00	9
13716.25	48.79	---	68.20	19.41	500.00	200.0	V	174.00	10
15205.00	53.59	---	68.20	14.61	500.00	100.0	H	289.00	13
15712.50	---	44.60	54.00	9.40	500.00	200.0	H	306.00	14

Remark: 1. Correction Factor = Antenna factor + Insertion loss (cable loss + amplifier gain)
2. Margin = Limit –MAX Peak/ Average

This report shall not be reproduced except in full, without the written approval of TA Technology (Shanghai) Co., Ltd.

5M: 5805MHz

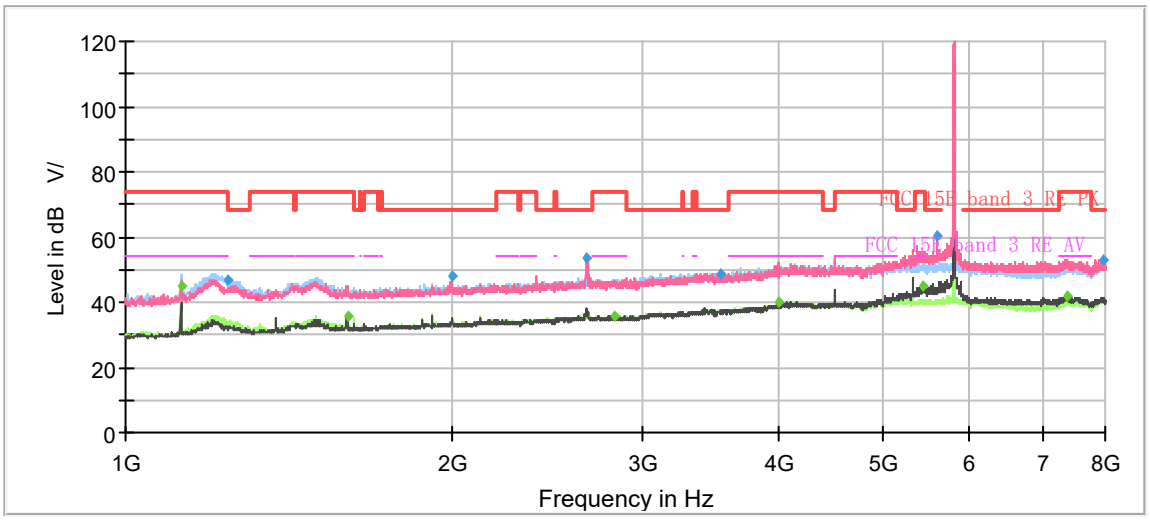

Note: The signal beyond the limit is carrier.

Radiates Emission from 1GHz to 8GHz

Frequency (MHz)	MaxPeak (dB µ V/m)	Average (dB µ V/m)	Limit (dB µ V/m)	Margin (dB)	Meas. Time (ms)	Height (cm)	Pol	Azimuth (deg)	Corr. (dB/m)
1124.25	---	45.04	54.00	8.96	500.00	100.0	H	139.00	-8
1241.50	46.83	---	68.20	21.37	500.00	100.0	H	149.00	-7
1600.25	---	35.96	54.00	18.04	500.00	200.0	V	311.00	-5
1997.50	48.04	---	68.20	20.16	500.00	200.0	V	55.00	-3
2654.63	53.34	---	68.20	14.86	500.00	100.0	V	69.00	0
2824.38	---	35.73	54.00	18.28	500.00	100.0	V	0.00	1
3532.25	48.76	---	68.20	19.44	500.00	200.0	H	52.00	4
3991.63	---	39.79	54.00	14.21	500.00	100.0	V	146.00	6
5431.00	---	44.87	54.00	9.13	500.00	100.0	V	301.00	9
5601.63	60.29	---	68.20	7.91	500.00	200.0	V	311.00	10
7391.00	---	41.65	54.00	12.35	500.00	200.0	V	181.00	11
7951.88	52.87	---	68.20	15.33	500.00	100.0	V	160.00	12

Remark: 1. Correction Factor = Antenna factor + Insertion loss (cable loss + amplifier gain)

2. Margin = Limit –MAX Peak/ Average

This report shall not be reproduced except in full, without the written approval of TA Technology (Shanghai) Co., Ltd.

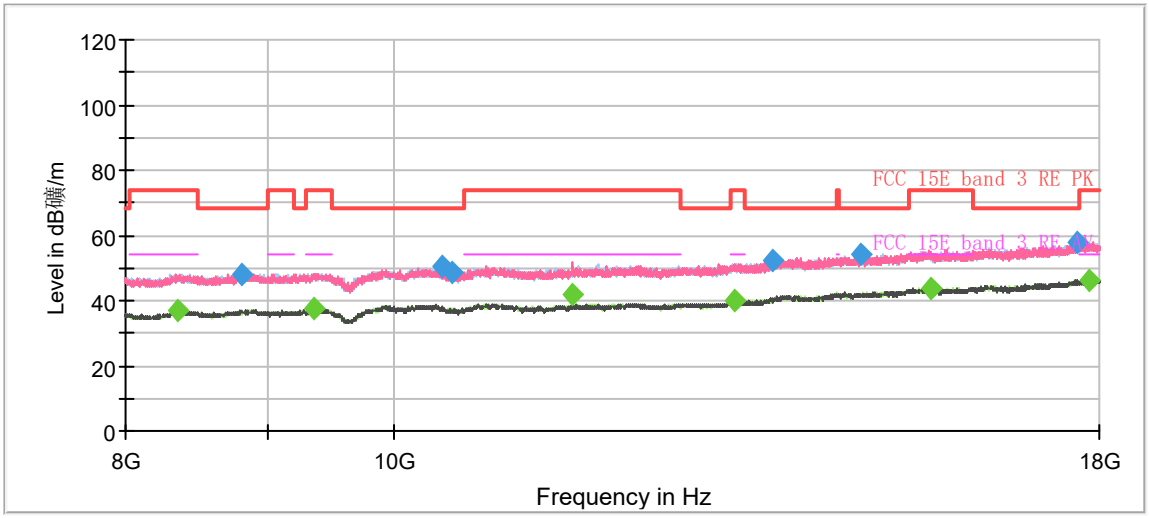

Radiates Emission from 8GHz to 18GHz

Frequency (MHz)	MaxPeak (dB µ V/m)	Average (dB µ V/m)	Limit (dB µ V/m)	Margin (dB)	Meas. Time (ms)	Height (cm)	Pol	Azimuth (deg)	Corr. (dB/m)
8360.000000	---	36.80	54.00	17.20	500.0	100.0	H	332.0	-9.1
8811.250000	48.30	---	68.20	19.90	500.0	100.0	V	358.0	-8.8
9355.000000	---	37.24	54.00	16.76	500.0	200.0	H	158.0	-7.8
10413.750000	50.45	---	68.20	17.75	500.0	100.0	V	225.0	-6.7
10507.500000	48.78	---	68.20	19.42	500.0	200.0	V	0.0	-6.9
11610.000000	---	42.08	54.00	11.92	500.0	200.0	V	320.0	-6.5
13296.250000	---	40.02	54.00	13.98	500.0	100.0	V	225.0	-4.7
13713.750000	52.58	---	68.20	15.62	500.0	200.0	H	355.0	-3.7
14761.250000	54.44	---	68.20	13.76	500.0	100.0	H	221.0	-1.7
15643.750000	---	43.58	54.00	10.42	500.0	100.0	H	29.0	-0.5
17676.250000	57.84	---	68.20	10.36	500.0	100.0	H	96.0	1.6
17850.000000	---	46.39	54.00	7.61	500.0	200.0	H	221.0	1.3

Remark: 1. Correction Factor = Antenna factor + Insertion loss (cable loss + amplifier gain)
2. Margin = Limit –MAX Peak/ Average

This report shall not be reproduced except in full, without the written approval of TA Technology (Shanghai) Co., Ltd.

10M: 5805MHz

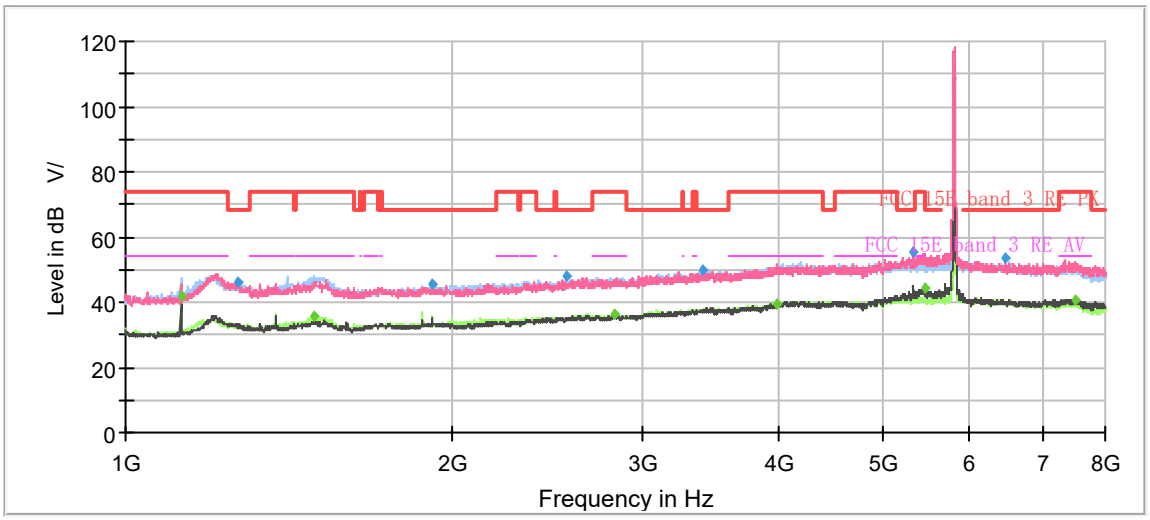

Note: The signal beyond the limit is carrier.

Radiates Emission from 1GHz to 8GHz

Frequency (MHz)	MaxPeak (dB µ V/m)	Average (dB µ V/m)	Limit (dB µ V/m)	Margin (dB)	Meas. Time (ms)	Height (cm)	Pol	Azimuth (deg)	Corr. (dB/m)
1124.25	---	41.85	54.00	12.15	500.00	100.0	H	169.00	-8
1268.63	46.37	---	68.20	21.83	500.00	100.0	V	248.00	-7
1493.50	---	35.55	54.00	18.45	500.00	100.0	H	72.00	-6
1920.50	45.31	---	68.20	22.89	500.00	200.0	H	309.00	-3
2551.38	47.95	---	68.20	20.25	500.00	100.0	H	258.00	0
2816.50	---	36.42	54.00	17.58	500.00	200.0	H	132.00	1
3404.50	49.89	---	68.20	18.31	500.00	200.0	V	199.00	3
3986.38	---	39.61	54.00	14.39	500.00	200.0	H	88.00	6
5329.50	55.24	---	68.20	12.96	500.00	200.0	V	39.00	9
5457.25	---	44.50	54.00	9.50	500.00	100.0	V	71.00	9
6469.63	53.31	---	68.20	14.89	500.00	200.0	V	128.00	10
7497.75	---	40.91	54.00	13.09	500.00	200.0	V	286.00	11

Remark: 1. Correction Factor = Antenna factor + Insertion loss (cable loss + amplifier gain)

2. Margin = Limit –MAX Peak/ Average

This report shall not be reproduced except in full, without the written approval of TA Technology (Shanghai) Co., Ltd.

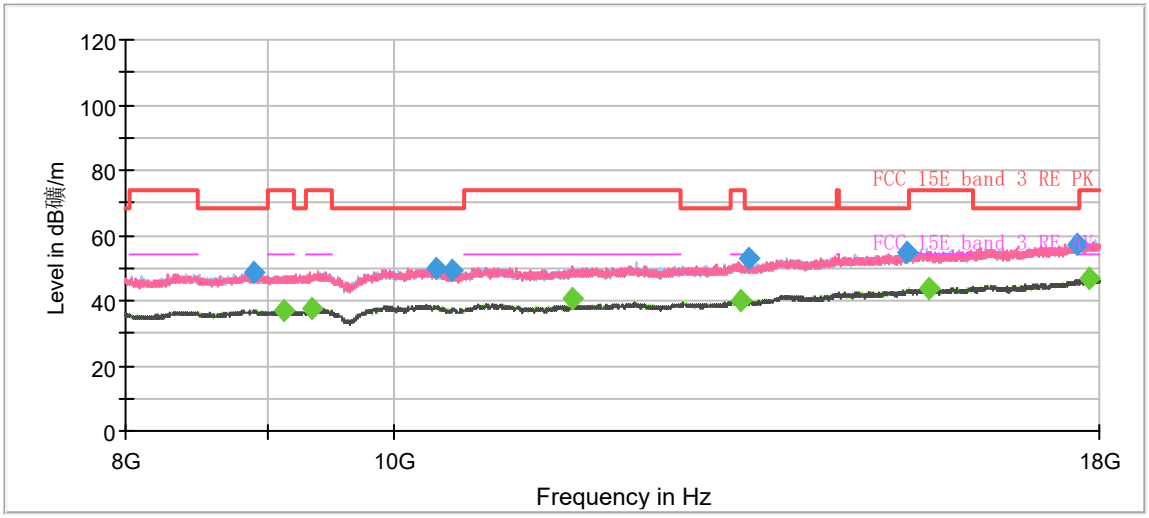

Radiates Emission from 8GHz to 18GHz

Frequency (MHz)	MaxPeak (dB µ V/m)	Average (dB µ V/m)	Limit (dB µ V/m)	Margin (dB)	Meas. Time (ms)	Height (cm)	Pol	Azimuth (deg)	Corr. (dB/m)
8907.500000	48.71	---	68.20	19.49	500.0	200.0	V	87.0	-8.7
9132.500000	---	36.81	54.00	17.19	500.0	200.0	H	178.0	-8.3
9350.000000	---	37.46	54.00	16.54	500.0	200.0	H	287.0	-7.8
10357.500000	50.14	---	68.20	18.06	500.0	100.0	V	314.0	-6.5
10501.250000	49.32	---	68.20	18.88	500.0	100.0	H	204.0	-6.9
11611.250000	---	40.53	54.00	13.47	500.0	200.0	V	309.0	-6.5
13348.750000	---	40.15	54.00	13.85	500.0	100.0	V	257.0	-4.6
13431.250000	52.75	---	68.20	15.45	500.0	200.0	V	226.0	-4.4
15331.250000	54.90	---	68.20	13.30	500.0	100.0	H	53.0	0.3
15623.750000	---	43.74	54.00	10.26	500.0	200.0	H	0.0	-0.4
17668.750000	57.47	---	68.20	10.73	500.0	200.0	V	112.0	1.6
17861.250000	---	46.59	54.00	7.41	500.0	100.0	H	34.0	1.3

Remark: 1. Correction Factor = Antenna factor + Insertion loss (cable loss + amplifier gain)
2. Margin = Limit –MAX Peak/ Average

This report shall not be reproduced except in full, without the written approval of TA Technology (Shanghai) Co., Ltd.

20M: 5805MHz

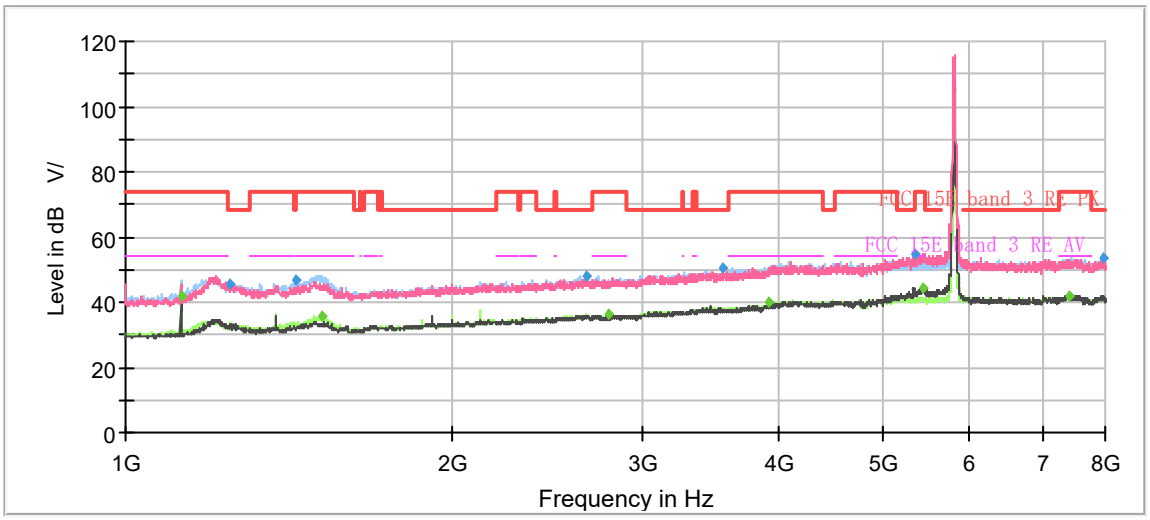

Note: The signal beyond the limit is carrier.

Radiates Emission from 1GHz to 8GHz

Frequency (MHz)	MaxPeak (dB µ V/m)	Average (dB µ V/m)	Limit (dB µ V/m)	Margin (dB)	Meas. Time (ms)	Height (cm)	Pol	Azimuth (deg)	Corr. (dB/m)
1124.25	---	41.87	54.00	12.13	500.00	100.0	H	169.00	-8
1249.38	45.81	---	68.20	22.39	500.00	100.0	V	252.00	-7
1434.88	46.66	---	68.20	21.54	500.00	200.0	H	72.00	-6
1514.50	---	35.54	54.00	18.46	500.00	100.0	H	71.00	-6
2662.50	47.80	---	68.20	20.40	500.00	100.0	H	146.00	0
2785.00	---	36.01	54.00	17.99	500.00	100.0	V	192.00	1
3554.13	50.17	---	68.20	18.03	500.00	100.0	H	37.00	4
3922.50	---	40.01	54.00	13.99	500.00	200.0	V	279.00	6
5332.13	55.04	---	68.20	13.16	500.00	200.0	V	38.00	9
5434.50	---	44.31	54.00	9.69	500.00	100.0	V	81.00	9
7414.63	---	42.03	54.00	11.97	500.00	100.0	V	323.00	11
7959.75	53.38	---	68.20	14.82	500.00	200.0	H	348.00	12

Remark: 1. Correction Factor = Antenna factor + Insertion loss (cable loss + amplifier gain)

2. Margin = Limit –MAX Peak/ Average

This report shall not be reproduced except in full, without the written approval of TA Technology (Shanghai) Co., Ltd.

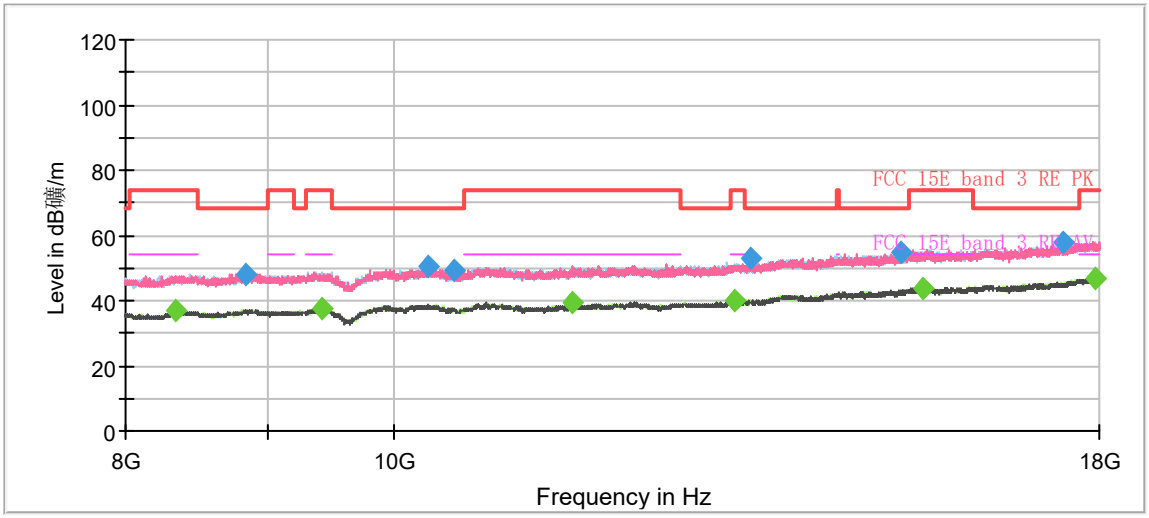

Radiates Emission from 8GHz to 18GHz

Frequency (MHz)	MaxPeak (dB µ V/m)	Average (dB µ V/m)	Limit (dB µ V/m)	Margin (dB)	Meas. Time (ms)	Height (cm)	Pol	Azimuth (deg)	Corr. (dB/m)
8343.750000	---	36.82	54.00	17.18	500.0	200.0	H	0.0	-9.1
8837.500000	48.09	---	68.20	20.11	500.0	100.0	H	255.0	-8.7
9418.750000	---	37.28	54.00	16.72	500.0	200.0	H	302.0	-7.7
10298.750000	50.34	---	68.20	17.86	500.0	100.0	V	221.0	-6.5
10520.000000	49.07	---	68.20	19.13	500.0	100.0	V	51.0	-7.0
11607.500000	---	39.18	54.00	14.82	500.0	200.0	V	304.0	-6.5
13293.750000	---	40.20	54.00	13.80	500.0	200.0	H	170.0	-4.7
13466.250000	52.77	---	68.20	15.43	500.0	100.0	V	351.0	-4.3
15271.250000	54.78	---	68.20	13.42	500.0	100.0	V	134.0	0.0
15541.250000	---	43.90	54.00	10.10	500.0	100.0	V	146.0	-0.2
17455.000000	57.59	---	68.20	10.61	500.0	100.0	H	268.0	1.6
17927.500000	---	46.74	54.00	7.26	500.0	200.0	H	170.0	1.2

Remark: 1. Correction Factor = Antenna factor + Insertion loss (cable loss + amplifier gain)
2. Margin = Limit –MAX Peak/ Average

This report shall not be reproduced except in full, without the written approval of TA Technology (Shanghai) Co., Ltd.

5M: 5825MHz

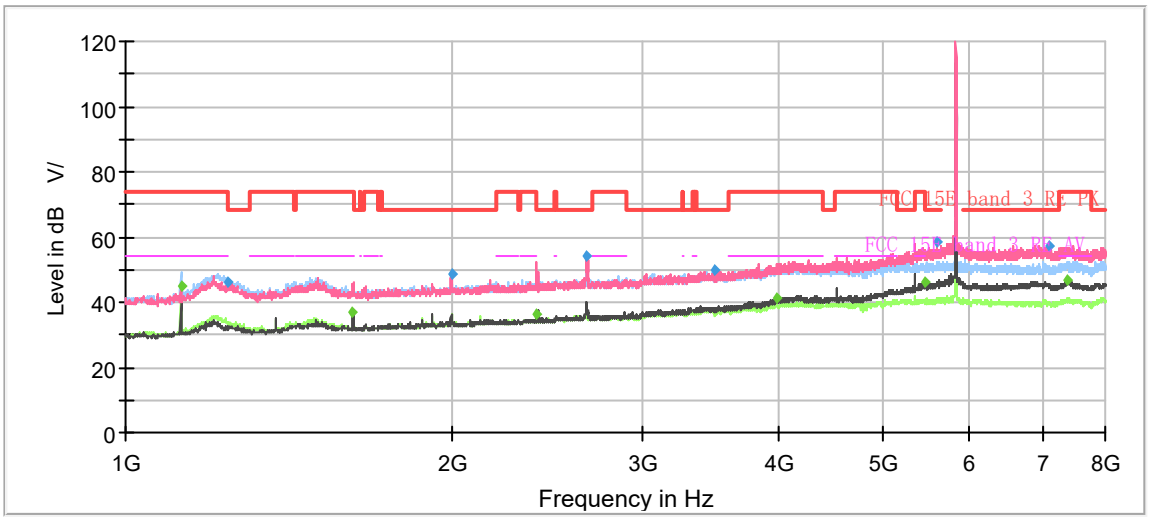

Note: The signal beyond the limit is carrier.

Radiates Emission from 1GHz to 8GHz

Frequency (MHz)	MaxPeak (dB µ V/m)	Average (dB µ V/m)	Limit (dB µ V/m)	Margin (dB)	Meas. Time (ms)	Height (cm)	Pol	Azimuth (deg)	Corr. (dB/m)
1124.25	---	44.95	54.00	9.05	500.00	100.0	H	141.00	-8
1240.63	46.27	---	68.20	21.93	500.00	100.0	H	145.00	-7
1619.50	---	37.11	54.00	16.89	500.00	200.0	V	289.00	-5
1997.50	48.61	---	68.20	19.60	500.00	200.0	V	49.00	-3
2389.50	---	36.54	54.00	17.46	500.00	100.0	V	353.00	-1
2662.50	54.20	---	68.20	14.00	500.00	100.0	V	70.00	0
3492.88	50.12	---	68.20	18.08	500.00	200.0	V	345.00	4
3982.00	---	40.98	54.00	13.02	500.00	200.0	V	334.00	6
5458.13	---	46.01	54.00	7.99	500.00	200.0	V	309.00	9
5604.25	58.26	---	68.20	9.94	500.00	200.0	V	309.00	10
7095.25	57.33	---	68.20	10.87	500.00	200.0	V	350.00	11
7392.75	---	46.52	54.00	7.48	500.00	200.0	V	359.00	11

Remark: 1. Correction Factor = Antenna factor + Insertion loss (cable loss + amplifier gain)

2. Margin = Limit –MAX Peak/ Average

This report shall not be reproduced except in full, without the written approval of TA Technology (Shanghai) Co., Ltd.

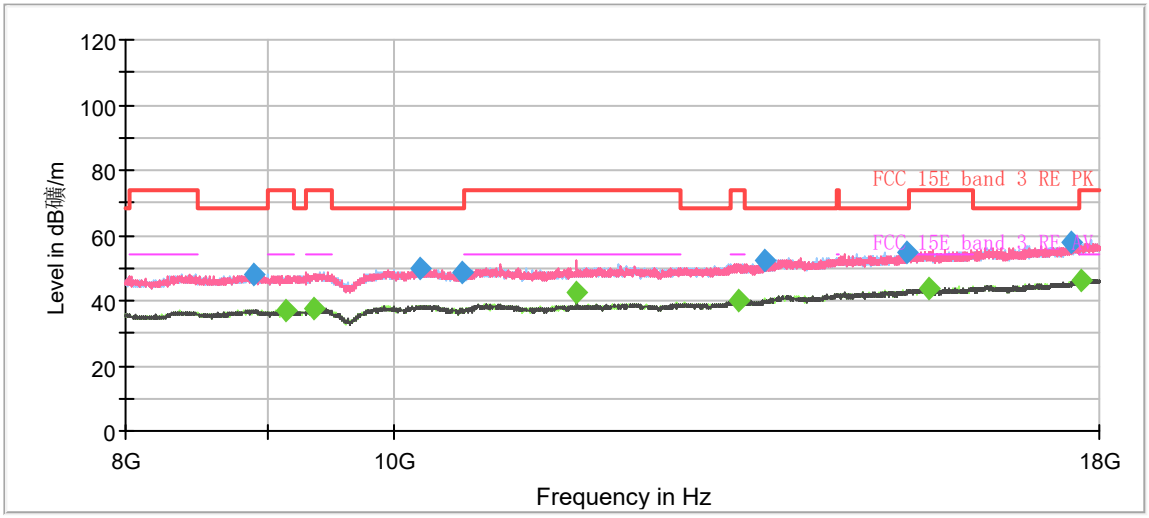

Radiates Emission from 8GHz to 18GHz

Frequency (MHz)	MaxPeak (dB μ V/m)	Average (dB μ V/m)	Limit (dB μ V/m)	Margin (dB)	Meas. Time (ms)	Height (cm)	Pol	Azimuth (deg)	Corr. (dB/m)
8898.750000	48.02	---	68.20	20.18	500.0	100.0	H	139.0	-8.7
9146.250000	---	36.71	54.00	17.29	500.0	200.0	H	350.0	-8.3
9361.250000	---	37.43	54.00	16.57	500.0	200.0	H	52.0	-7.7
10228.750000	49.58	---	68.20	18.62	500.0	200.0	H	103.0	-6.6
10581.250000	48.73	---	68.20	19.47	500.0	200.0	V	206.0	-6.8
11651.250000	---	42.33	54.00	11.67	500.0	100.0	V	318.0	-6.5
13331.250000	---	40.03	54.00	13.97	500.0	200.0	H	269.0	-4.6
13626.250000	52.12	---	68.20	16.08	500.0	200.0	H	224.0	-3.8
15331.250000	54.77	---	68.20	13.43	500.0	100.0	V	356.0	0.3
15631.250000	---	43.65	54.00	10.35	500.0	100.0	H	52.0	-0.4
17577.500000	57.84	---	68.20	10.36	500.0	200.0	V	74.0	1.6
17730.000000	---	46.33	54.00	7.67	500.0	200.0	V	287.0	1.5

Remark: 1. Correction Factor = Antenna factor + Insertion loss (cable loss + amplifier gain)
2. Margin = Limit –MAX Peak/ Average

This report shall not be reproduced except in full, without the written approval of TA Technology (Shanghai) Co., Ltd.

10M: 5825MHz

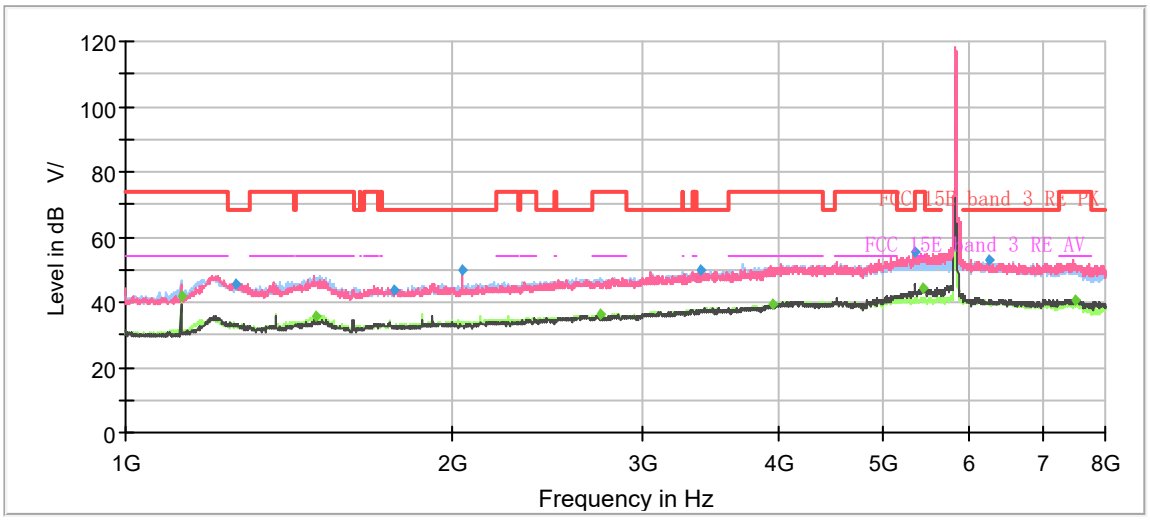

Note: The signal beyond the limit is carrier.

Radiates Emission from 1GHz to 8GHz

Frequency (MHz)	MaxPeak (dB µ V/m)	Average (dB µ V/m)	Limit (dB µ V/m)	Margin (dB)	Meas. Time (ms)	Height (cm)	Pol	Azimuth (deg)	Corr. (dB/m)
1124.25	---	41.86	54.00	12.14	500.00	100.0	H	169.00	-8
1261.63	45.83	---	68.20	22.37	500.00	100.0	V	242.00	-7
1499.63	---	35.75	54.00	18.25	500.00	100.0	H	76.00	-6
1767.38	43.73	---	68.20	24.47	500.00	100.0	H	247.00	-4
2042.13	50.14	---	68.20	18.06	500.00	200.0	V	160.00	-3
2742.13	---	36.10	54.00	17.90	500.00	100.0	H	100.00	1
3382.63	49.61	---	68.20	18.59	500.00	200.0	V	215.00	3
3943.50	---	39.55	54.00	14.45	500.00	100.0	H	335.00	6
5347.00	55.35	---	68.20	12.85	500.00	200.0	V	49.00	9
5436.25	---	44.19	54.00	9.81	500.00	100.0	V	80.00	9
6247.38	53.18	---	68.20	15.02	500.00	100.0	H	28.00	10
7499.50	---	40.86	54.00	13.14	500.00	200.0	V	254.00	11

Remark: 1. Correction Factor = Antenna factor + Insertion loss (cable loss + amplifier gain)

2. Margin = Limit –MAX Peak/ Average

This report shall not be reproduced except in full, without the written approval of TA Technology (Shanghai) Co., Ltd.

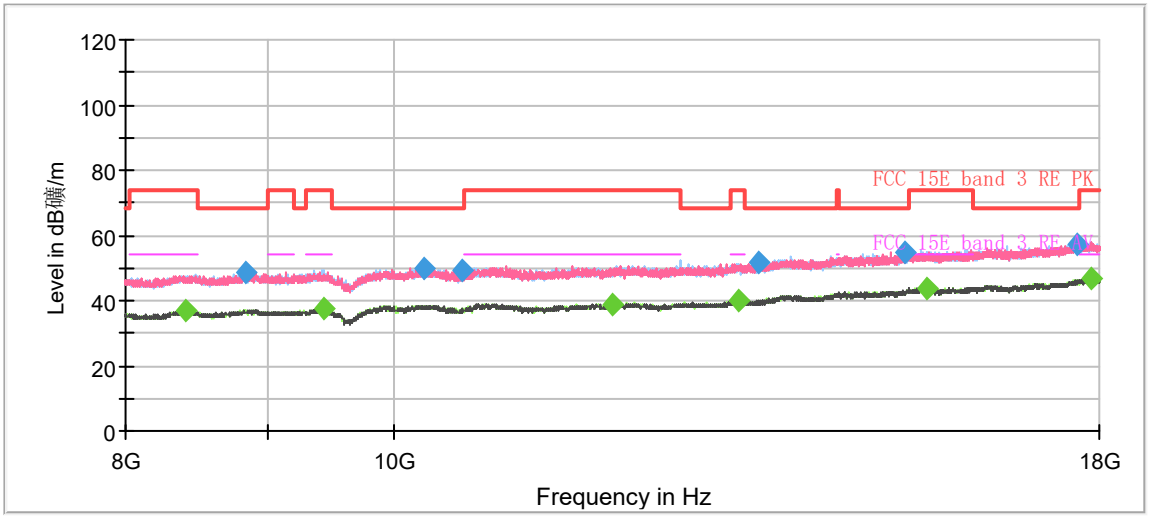

Radiates Emission from 8GHz to 18GHz

Frequency (MHz)	MaxPeak (dB μ V/m)	Average (dB μ V/m)	Limit (dB μ V/m)	Margin (dB)	Meas. Time (ms)	Height (cm)	Pol	Azimuth (deg)	Corr. (dB/m)
8403.750000	---	36.75	54.00	17.25	500.0	200.0	V	34.0	-9.0
8846.250000	48.50	---	68.20	19.70	500.0	100.0	V	256.0	-8.7
9430.000000	---	37.28	54.00	16.72	500.0	200.0	V	59.0	-7.7
10255.000000	50.08	---	68.20	18.12	500.0	100.0	H	4.0	-6.6
10580.000000	49.39	---	68.20	18.81	500.0	200.0	H	284.0	-6.8
11990.000000	---	39.03	54.00	14.97	500.0	100.0	V	193.0	-6.2
13323.750000	---	40.10	54.00	13.90	500.0	200.0	H	69.0	-4.7
13546.250000	51.78	---	68.20	16.42	500.0	200.0	H	322.0	-4.1
15307.500000	54.93	---	68.20	13.27	500.0	100.0	H	156.0	0.2
15605.000000	---	43.88	54.00	10.12	500.0	200.0	H	126.0	-0.4
17672.500000	57.34	---	68.20	10.86	500.0	200.0	H	272.0	1.6
17872.500000	---	46.58	54.00	7.42	500.0	100.0	H	41.0	1.3

Remark: 1. Correction Factor = Antenna factor + Insertion loss (cable loss + amplifier gain)
2. Margin = Limit –MAX Peak/ Average

This report shall not be reproduced except in full, without the written approval of TA Technology (Shanghai) Co., Ltd.

20M: 5825MHz

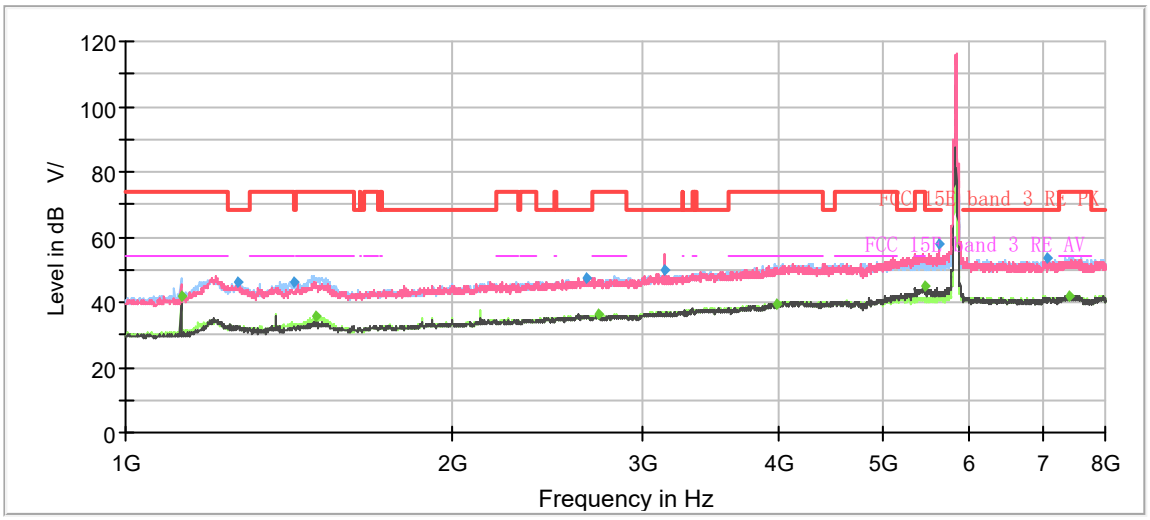

Note: The signal beyond the limit is carrier.

Radiates Emission from 1GHz to 8GHz

Frequency (MHz)	MaxPeak (dB µ V/m)	Average (dB µ V/m)	Limit (dB µ V/m)	Margin (dB)	Meas. Time (ms)	Height (cm)	Pol	Azimuth (deg)	Corr. (dB/m)
1124.25	---	41.91	54.00	12.09	500.00	100.0	H	170.00	-8
1268.63	46.01	---	68.20	22.19	500.00	100.0	H	62.00	-7
1427.00	45.99	---	74.00	28.01	500.00	200.0	H	83.00	-6
1497.88	---	35.43	54.00	18.57	500.00	100.0	H	72.00	-6
2654.63	47.43	---	68.20	20.77	500.00	200.0	V	11.00	0
2723.75	---	36.03	54.00	17.97	500.00	200.0	H	304.00	1
3144.63	49.88	---	68.20	18.32	500.00	200.0	V	253.00	2
3984.63	---	39.58	54.00	14.42	500.00	200.0	H	129.00	6
5459.00	---	44.70	54.00	9.30	500.00	100.0	V	72.00	9
5620.00	57.64	---	68.20	10.56	500.00	200.0	V	11.00	10
7067.25	53.38	---	68.20	14.82	500.00	100.0	H	131.00	11
7409.38	---	42.07	54.00	11.93	500.00	100.0	V	96.00	11

Remark: 1. Correction Factor = Antenna factor + Insertion loss (cable loss + amplifier gain)

2. Margin = Limit –MAX Peak/ Average

This report shall not be reproduced except in full, without the written approval of TA Technology (Shanghai) Co., Ltd.

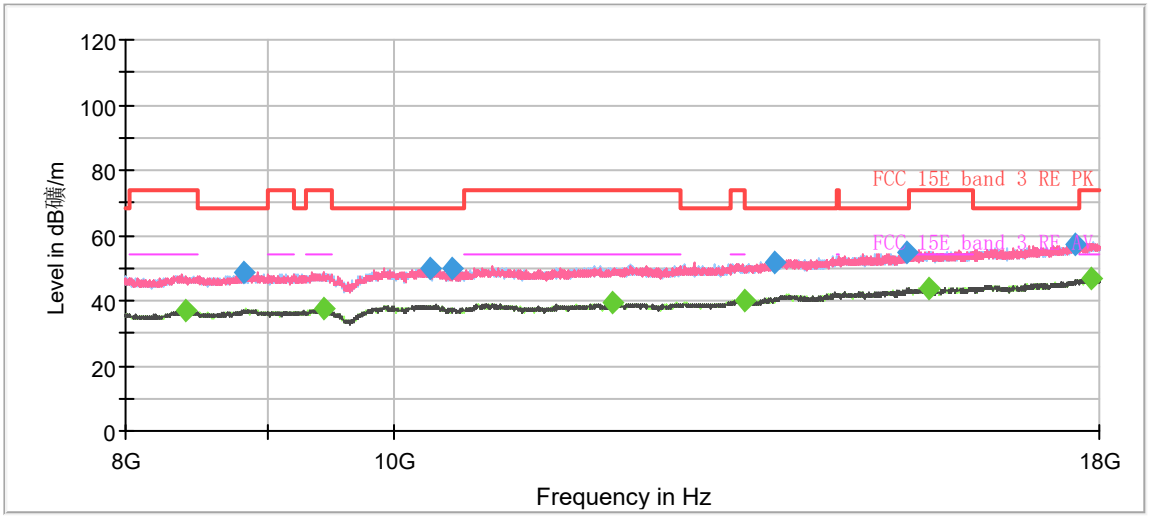

Radiates Emission from 8GHz to 18GHz

Frequency (MHz)	MaxPeak (dB μ V/m)	Average (dB μ V/m)	Limit (dB μ V/m)	Margin (dB)	Meas. Time (ms)	Height (cm)	Pol	Azimuth (deg)	Corr. (dB/m)
8413.750000	---	36.94	54.00	17.06	500.0	100.0	V	224.0	-9.0
8833.750000	48.78	---	68.20	19.42	500.0	200.0	V	79.0	-8.7
9431.250000	---	37.27	54.00	16.73	500.0	100.0	V	107.0	-7.7
10316.250000	49.88	---	68.20	18.32	500.0	100.0	H	50.0	-6.5
10503.750000	49.91	---	68.20	18.29	500.0	200.0	H	0.0	-6.9
11992.500000	---	39.17	54.00	14.83	500.0	200.0	V	129.0	-6.2
13400.000000	---	40.13	54.00	13.87	500.0	100.0	V	0.0	-4.4
13726.250000	51.79	---	68.20	16.41	500.0	200.0	V	79.0	-3.7
15345.000000	54.48	---	68.20	13.72	500.0	100.0	H	43.0	0.4
15620.000000	---	43.81	54.00	10.19	500.0	100.0	H	209.0	-0.4
17631.250000	57.14	---	68.20	11.06	500.0	100.0	H	82.0	1.6
17872.500000	---	46.49	54.00	7.51	500.0	200.0	V	142.0	1.3

Remark: 1. Correction Factor = Antenna factor + Insertion loss (cable loss + amplifier gain)
2. Margin = Limit –MAX Peak/ Average

This report shall not be reproduced except in full, without the written approval of TA Technology (Shanghai) Co., Ltd.

During the test, the Radiates Emission from 18GHz to 40GHz was performed in all modes with all channels, 5200MHz, 20M are selected as the worst condition. The test data of the worst-case condition was recorded in this report.

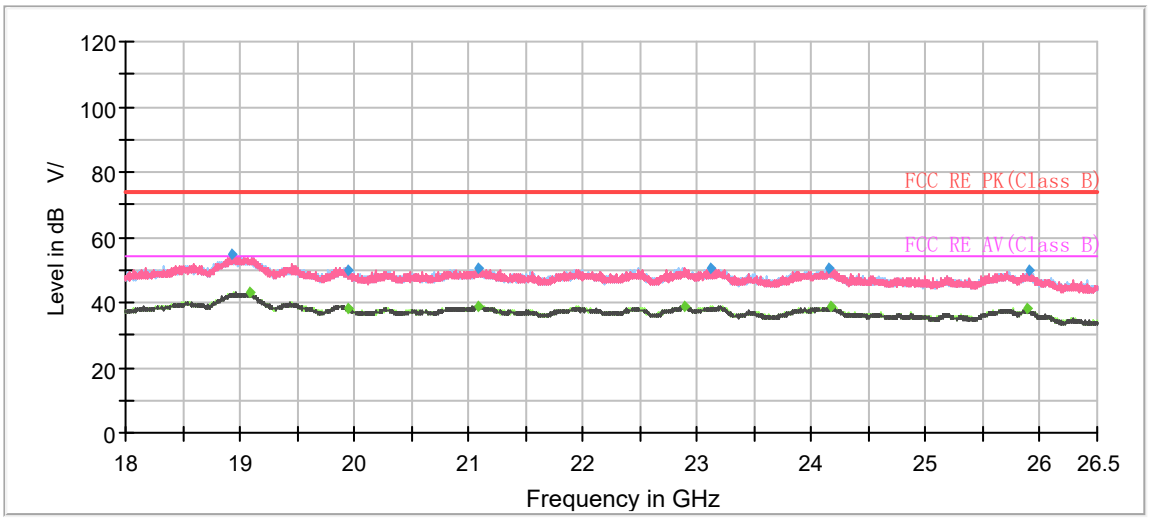

Radiates Emission from 18GHz to 26.5GHz

Frequency (MHz)	MaxPeak (dB μ V/m)	Average (dB μ V/m)	Limit (dB μ V/m)	Margin (dB)	Meas. Time (ms)	Height (cm)	Pol	Azimuth (deg)	Corr. (dB/m)
18926.50	55.04	---	74.00	18.96	500.00	100.0	V	40.00	1
19080.56	---	43.26	54.00	10.74	500.00	200.0	H	163.00	1
19939.06	49.94	---	74.00	24.06	500.00	200.0	V	247.00	-2
19952.88	---	37.86	54.00	16.14	500.00	200.0	H	119.00	-2
21080.19	50.65	---	74.00	23.35	500.00	200.0	H	328.00	-1
21084.44	---	38.85	54.00	15.15	500.00	100.0	H	192.00	-1
22894.94	---	38.95	54.00	15.05	500.00	100.0	V	195.00	2
23118.06	50.41	---	74.00	23.59	500.00	200.0	V	326.00	2
24149.75	50.50	---	74.00	23.50	500.00	200.0	V	336.00	2
24169.94	---	38.62	54.00	15.38	500.00	100.0	V	170.00	2
25889.06	---	37.92	54.00	16.08	500.00	200.0	H	263.00	2
25897.56	49.65	---	74.00	24.35	500.00	200.0	V	267.00	2

Remark: 1. Correction Factor = Antenna factor + Insertion loss (cable loss + amplifier gain)
2. Margin = Limit-MAX Peak/ Average

This report shall not be reproduced except in full, without the written approval of TA Technology (Shanghai) Co., Ltd.

Radiates Emission from 26.5GHz to 40GHz

Frequency (MHz)	MaxPeak (dB µ V/m)	Average (dB µ V/m)	Limit (dB µ V/m)	Margin (dB)	Meas. Time (ms)	Height (cm)	Pol	Azimuth (deg)	Corr. (dB/m)
27792.67	---	42.33	54.00	11.67	500.00	100.0	V	160.00	0
27857.63	53.32	---	74.00	20.68	500.00	100.0	V	307.00	1
30022.67	---	43.84	54.00	10.16	500.00	100.0	V	84.00	0
30047.20	54.73	---	74.00	19.27	500.00	100.0	V	328.00	0
31536.14	---	44.19	54.00	9.81	500.00	100.0	H	151.00	0
31585.72	55.95	---	74.00	18.05	500.00	200.0	H	250.00	0
34310.37	---	43.38	54.00	10.62	500.00	200.0	H	231.00	1
34449.90	55.15	---	74.00	18.85	500.00	100.0	H	204.00	1
36179.50	54.63	---	74.00	19.37	500.00	200.0	V	37.00	2
36213.44	---	43.99	54.00	10.01	500.00	200.0	H	33.00	2
38464.62	56.76	---	74.00	17.24	500.00	200.0	H	0.00	4
38808.93	---	45.78	54.00	8.22	500.00	100.0	V	79.00	3

Remark: 1. Correction Factor = Antenna factor + Insertion loss (cable loss + amplifier gain)
2. Margin = Limit-MAX Peak/ Average

This report shall not be reproduced except in full, without the written approval of TA Technology (Shanghai) Co., Ltd.

BR:

During the test, the Radiates Emission from 30MHz to 1GHz was performed in all modes with all channels, 5240MHz, 5M are selected as the worst condition. The test data of the worst-case condition was recorded in this report.

Continuous TX mode:

FCC RE 9K-90KHz AV

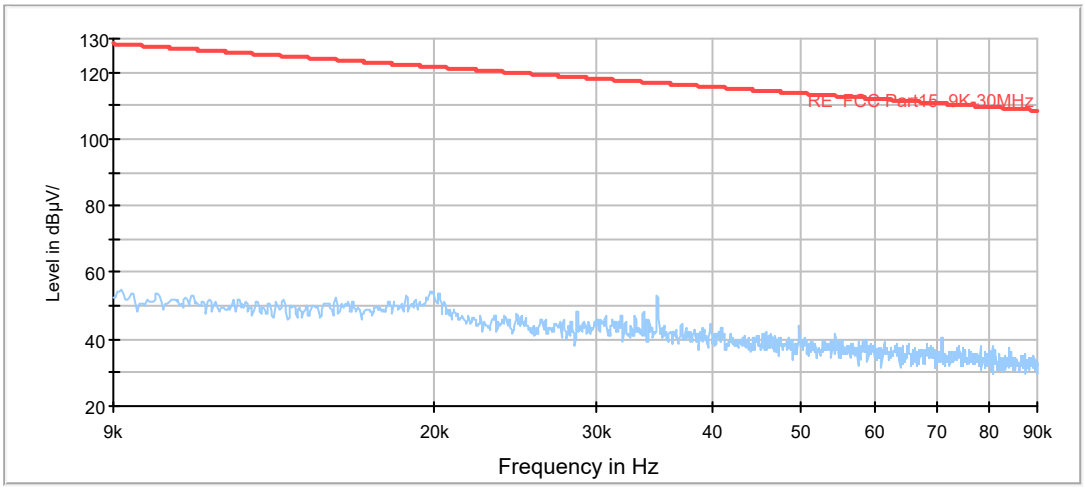

Radiates Emission from 9KHz to 90KHz

FCC RE 90K-110KHz QP

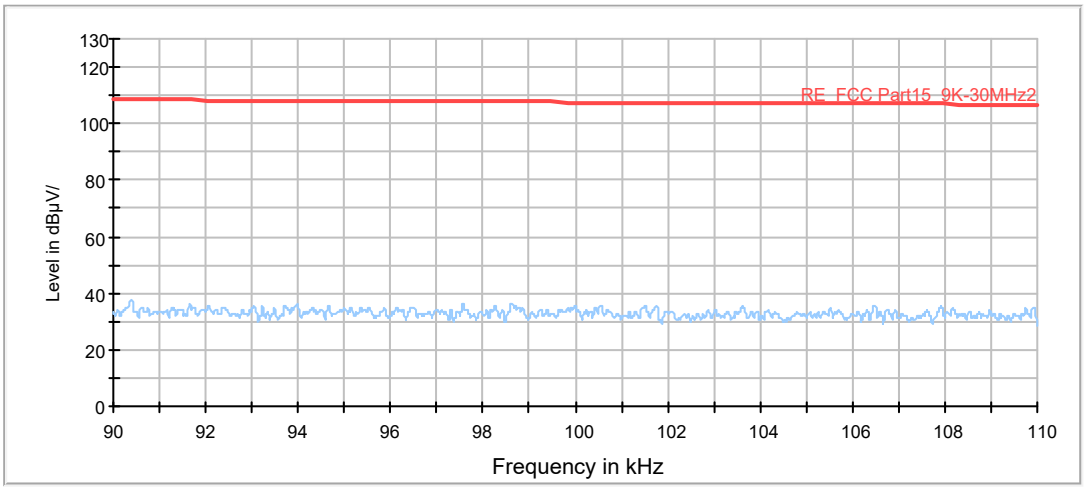

Radiates Emission from 90KHz to 110KHz

This report shall not be reproduced except in full, without the written approval of TA Technology (Shanghai) Co., Ltd.

FCC RE 110K-490KHz AV

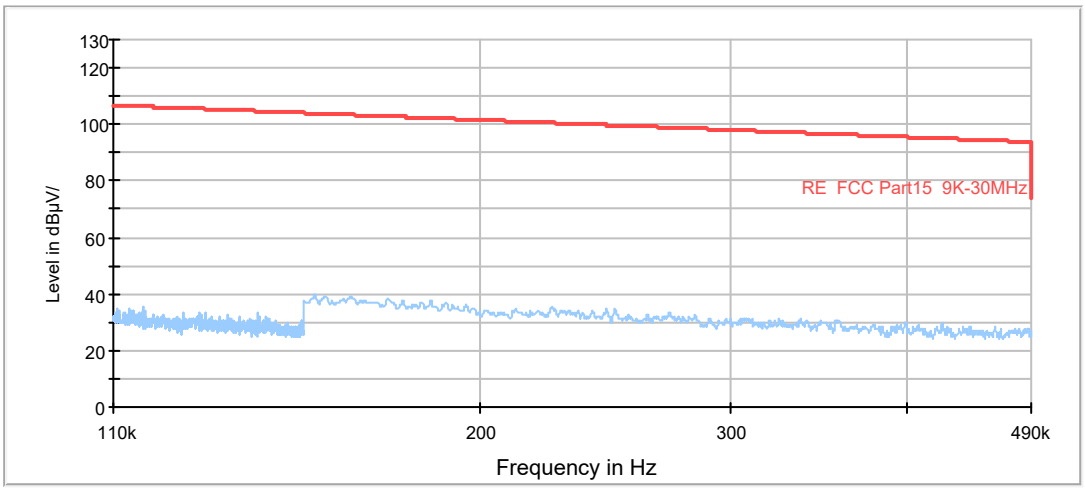

Radiates Emission from 110KHz to 490KHz

FCC RE 490K-30MHz QP

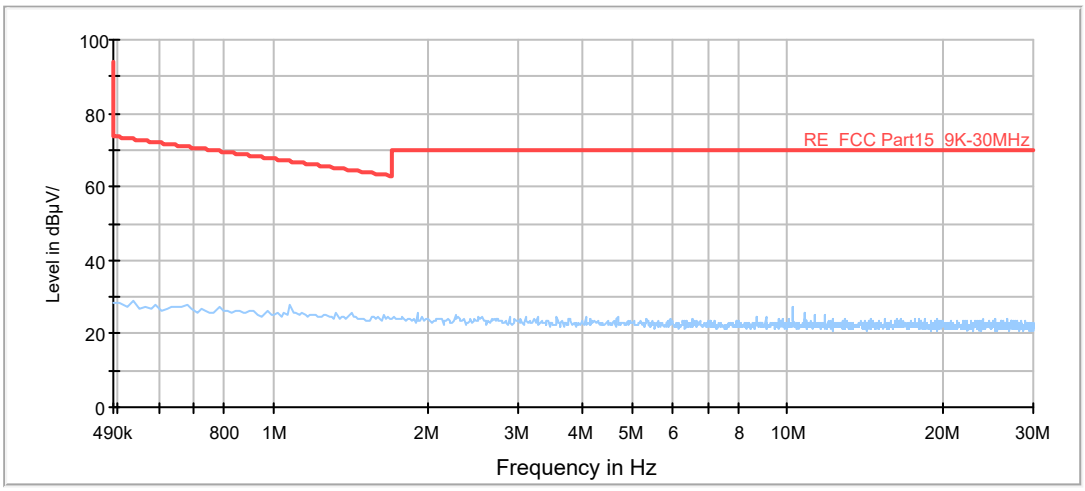

Radiates Emission from 490KHz to 30MHz

This report shall not be reproduced except in full, without the written approval of TA Technology (Shanghai) Co., Ltd.

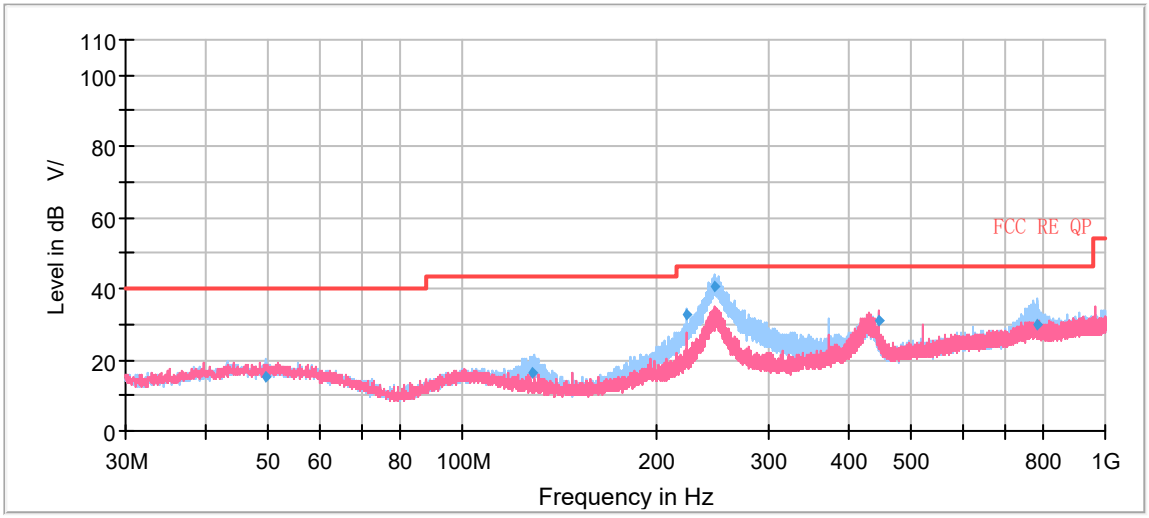

Radiates Emission from 30MHz to 1GHz

Frequency (MHz)	Quasi-Peak (dBμV/m)	Limit (dBμV/m)	Margin (dB)	Height (cm)	Polarization	Azimuth (deg)	Correct Factor (dB)
49.61	15.28	40.00	24.72	1000.00	109.0	H	42.00
128.73	16.18	43.50	27.32	1000.00	185.0	H	311.00
222.75	32.62	46.00	13.38	1000.00	125.0	H	110.00
247.04	40.58	46.00	5.42	1000.00	109.0	H	306.00
445.48	31.07	46.00	14.93	1000.00	100.0	V	348.00
781.32	30.13	46.00	15.87	1000.00	100.0	H	319.00

Remark: 1. Correction Factor = Antenna factor + Insertion loss (cable loss + amplifier gain)
2. Margin = Limit – Quasi-Peak

This report shall not be reproduced except in full, without the written approval of TA Technology (Shanghai) Co., Ltd.

5M: 5180MHz

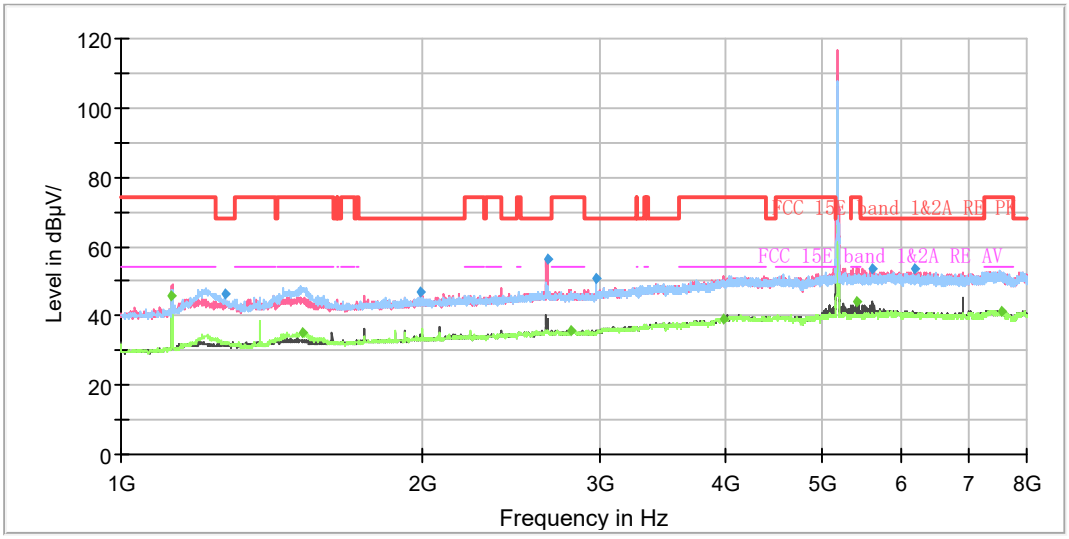

Note: The signal beyond the limit is carrier.

Radiates Emission from 1GHz to 8GHz

Frequency (MHz)	MaxPeak (dB µ V/m)	Average (dB µ V/m)	Limit (dB µ V/m)	Margin (dB)	Meas. Time (ms)	Height (cm)	Pol	Azimuth (deg)	Corr. (dB/m)
1124.25	---	45.49	54.00	8.51	500.00	100.0	V	78.00	-8
1270.38	46.45	---	68.20	21.75	500.00	100.0	H	151.00	-7
1519.75	---	35.33	54.00	18.67	500.00	200.0	H	271.00	-5
1992.25	46.82	---	68.20	21.38	500.00	200.0	V	68.00	-3
2665.13	56.64	---	68.20	11.56	500.00	100.0	V	68.00	0
2806.88	---	35.81	54.00	18.19	500.00	100.0	H	204.00	1
2976.63	50.55	---	68.20	17.65	500.00	200.0	H	172.00	1
3981.13	---	39.16	54.00	14.84	500.00	200.0	V	309.00	6
5427.50	---	44.01	54.00	9.99	500.00	200.0	V	295.00	9
5606.00	53.76	---	68.20	14.44	500.00	200.0	V	281.00	10
6194.00	53.56	---	68.20	14.64	500.00	100.0	V	20.00	10
7545.88	---	41.57	54.00	12.43	500.00	100.0	V	35.00	11

Remark: 1. Correction Factor = Antenna factor + Insertion loss (cable loss + amplifier gain)

2. Margin = Limit –MAX Peak/ Average

This report shall not be reproduced except in full, without the written approval of TA Technology (Shanghai) Co., Ltd.

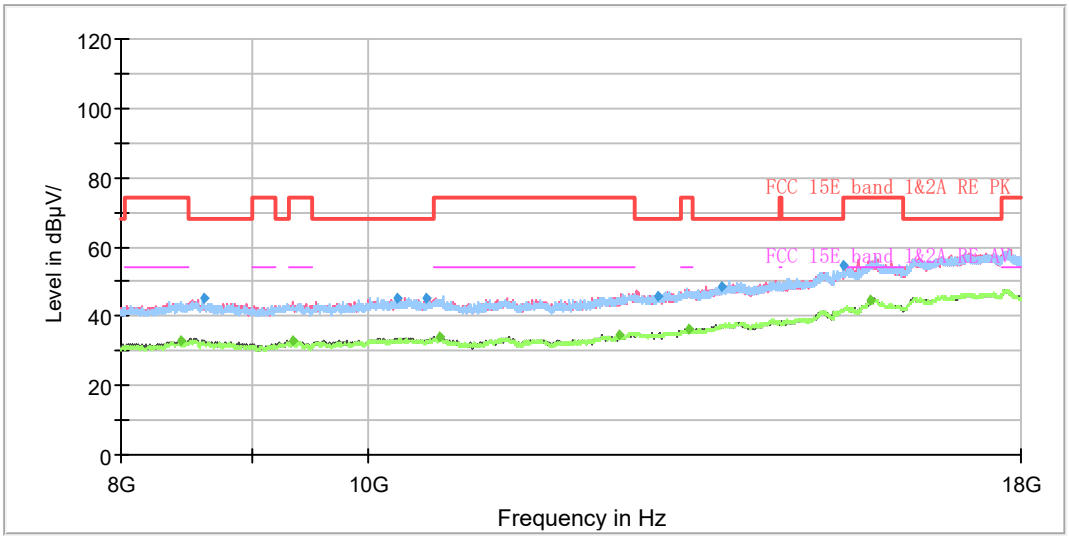

Radiates Emission from 8GHz to 18GHz

Frequency (MHz)	MaxPeak (dB µ V/m)	Average (dB µ V/m)	Limit (dB µ V/m)	Margin (dB)	Meas. Time (ms)	Height (cm)	Pol	Azimuth (deg)	Corr. (dB/m)
8437.50	---	32.69	54.00	21.31	500.00	200.0	V	58.00	4
8618.75	45.42	---	68.20	22.78	500.00	100.0	V	127.00	4
9335.00	---	32.86	54.00	21.14	500.00	200.0	V	260.00	4
10262.50	45.22	---	68.20	22.98	500.00	100.0	V	330.00	5
10533.75	45.20	---	68.20	23.00	500.00	200.0	V	122.00	5
10666.25	---	33.99	54.00	20.01	500.00	200.0	V	235.00	5
12541.25	---	34.34	54.00	19.66	500.00	200.0	H	72.00	8
12970.00	45.83	---	68.20	22.37	500.00	200.0	V	313.00	9
13351.25	---	36.18	54.00	17.82	500.00	200.0	V	245.00	9
13733.75	48.77	---	68.20	19.43	500.00	200.0	V	240.00	10
15331.25	54.43	---	68.20	13.77	500.00	100.0	H	110.00	13
15723.75	---	44.71	54.00	9.29	500.00	100.0	V	69.00	14

Remark: 1. Correction Factor = Antenna factor + Insertion loss (cable loss + amplifier gain)
2. Margin = Limit –MAX Peak/ Average

This report shall not be reproduced except in full, without the written approval of TA Technology (Shanghai) Co., Ltd.

5M: 5200MHz

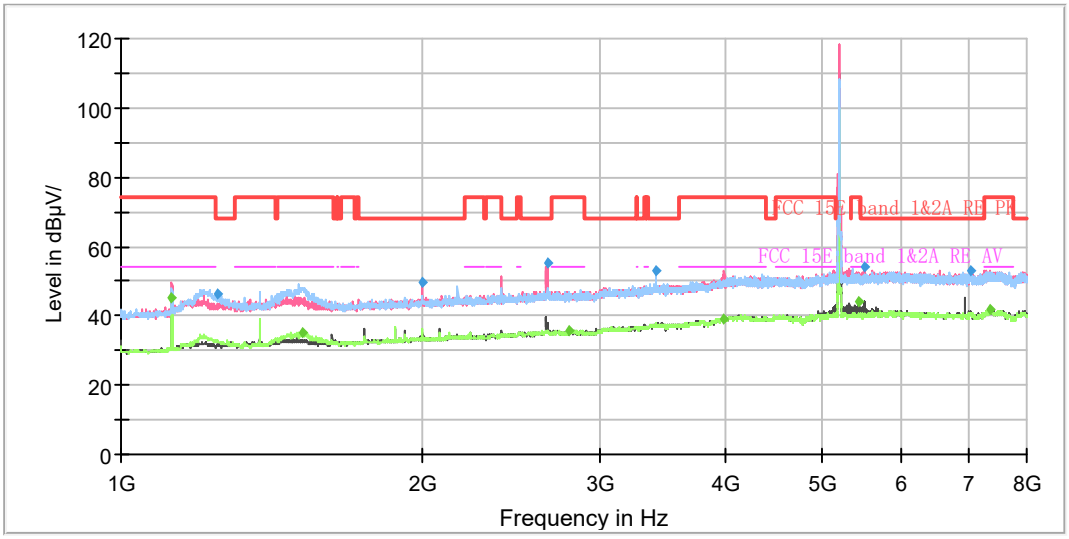

Note: The signal beyond the limit is carrier.

Radiates Emission from 1GHz to 8GHz

Frequency (MHz)	MaxPeak (dB µ V/m)	Average (dB µ V/m)	Limit (dB µ V/m)	Margin (dB)	Meas. Time (ms)	Height (cm)	Pol	Azimuth (deg)	Corr. (dB/m)
1124.25	---	45.35	54.00	8.65	500.00	100.0	V	79.00	-8
1248.50	46.05	---	68.20	22.15	500.00	100.0	H	151.00	-7
1514.50	---	35.38	54.00	18.62	500.00	200.0	H	266.00	-6
1998.38	49.66	---	68.20	18.54	500.00	200.0	V	52.00	-3
2659.88	55.48	---	68.20	12.72	500.00	100.0	V	69.00	0
2799.88	---	35.77	54.00	18.23	500.00	200.0	H	32.00	1
3415.00	52.87	---	68.20	15.33	500.00	200.0	H	256.00	4
3986.38	---	39.30	54.00	14.70	500.00	100.0	V	147.00	6
5441.50	---	44.26	54.00	9.74	500.00	200.0	V	275.00	9
5515.00	54.31	---	68.20	13.89	500.00	200.0	V	280.00	9
7023.50	53.16	---	68.20	15.04	500.00	100.0	H	229.00	11
7352.50	---	41.75	54.00	12.25	500.00	100.0	H	0.00	11

Remark: 1. Correction Factor = Antenna factor + Insertion loss (cable loss + amplifier gain)

2. Margin = Limit –MAX Peak/ Average

This report shall not be reproduced except in full, without the written approval of TA Technology (Shanghai) Co., Ltd.

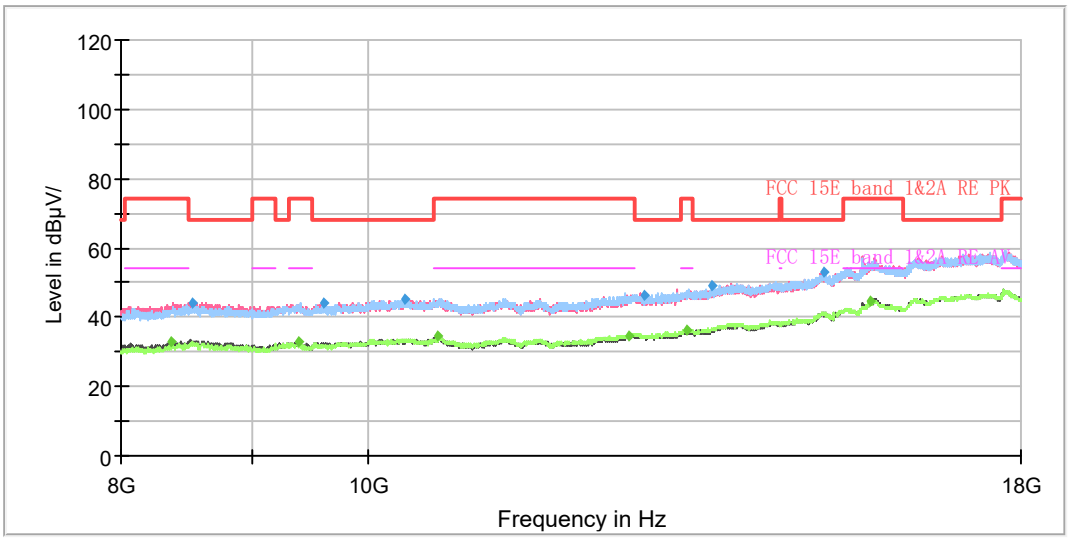

Radiates Emission from 8GHz to 18GHz

Frequency (MHz)	MaxPeak (dB µ V/m)	Average (dB µ V/m)	Limit (dB µ V/m)	Margin (dB)	Meas. Time (ms)	Height (cm)	Pol	Azimuth (deg)	Corr. (dB/m)
8375.00	---	32.77	54.00	21.24	500.00	200.0	V	272.00	3
8528.75	44.30	---	68.20	23.90	500.00	100.0	V	63.00	4
9385.00	---	32.67	54.00	21.33	500.00	200.0	V	296.00	4
9600.00	43.88	---	68.20	24.32	500.00	200.0	V	219.00	4
10328.75	44.95	---	68.20	23.25	500.00	100.0	H	290.00	6
10651.25	---	34.33	54.00	19.67	500.00	200.0	H	269.00	5
12633.75	---	34.77	54.00	19.23	500.00	200.0	V	287.00	8
12828.75	46.50	---	68.20	21.70	500.00	200.0	H	84.00	8
13315.00	---	36.39	54.00	17.61	500.00	100.0	H	217.00	9
13618.75	49.21	---	68.20	18.99	500.00	100.0	H	280.00	10
15060.00	53.12	---	68.20	15.08	500.00	100.0	V	226.00	13
15713.75	---	44.66	54.00	9.34	500.00	200.0	V	0.00	14

Remark: 1. Correction Factor = Antenna factor + Insertion loss (cable loss + amplifier gain)
2. Margin = Limit –MAX Peak/ Average

This report shall not be reproduced except in full, without the written approval of TA Technology (Shanghai) Co., Ltd.

5M: 5220MHz

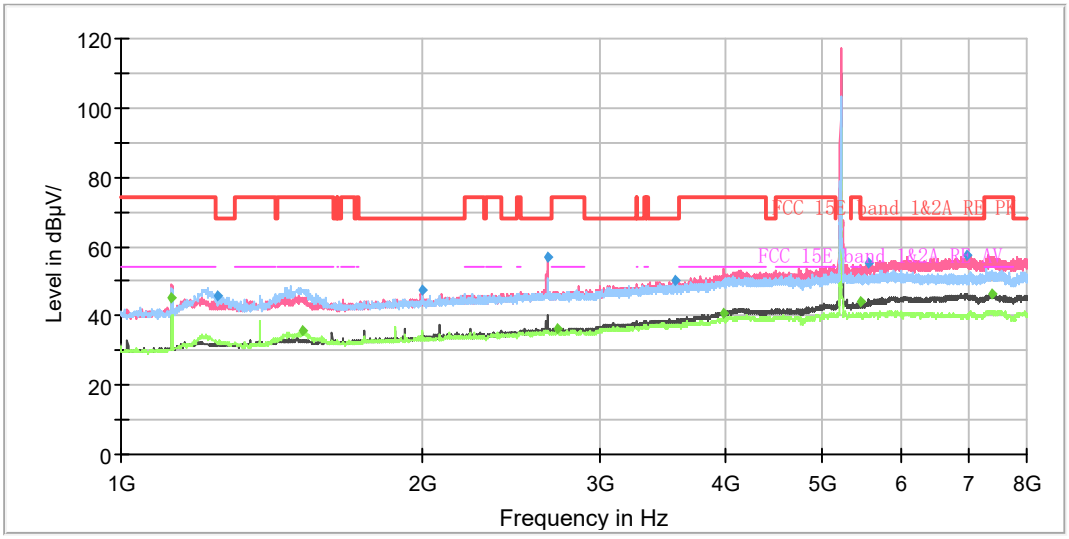

Note: The signal beyond the limit is carrier.

Radiates Emission from 1GHz to 8GHz

Frequency (MHz)	MaxPeak (dB µ V/m)	Average (dB µ V/m)	Limit (dB µ V/m)	Margin (dB)	Meas. Time (ms)	Height (cm)	Pol	Azimuth (deg)	Corr. (dB/m)
1124.25	---	45.21	54.00	8.79	500.00	100.0	V	78.00	-8
1246.75	45.69	---	68.20	22.51	500.00	100.0	H	158.00	-7
1517.13	---	35.47	54.00	18.53	500.00	200.0	H	264.00	-5
1999.25	47.45	---	68.20	20.75	500.00	200.0	V	316.00	-3
2663.38	56.84	---	68.20	11.36	500.00	100.0	V	68.00	0
2724.63	---	36.30	54.00	17.70	500.00	200.0	V	355.00	1
3569.88	50.12	---	68.20	18.08	500.00	200.0	V	325.00	4
3994.25	---	40.89	54.00	13.11	500.00	200.0	V	355.00	6
5455.50	---	44.10	54.00	9.90	500.00	200.0	V	316.00	9
5553.50	55.44	---	68.20	12.76	500.00	200.0	V	330.00	10
6967.50	57.52	---	68.20	10.68	500.00	200.0	V	320.00	11
7391.00	---	46.51	54.00	7.49	500.00	200.0	V	355.00	11

Remark: 1. Correction Factor = Antenna factor + Insertion loss (cable loss + amplifier gain)

2. Margin = Limit –MAX Peak/ Average

This report shall not be reproduced except in full, without the written approval of TA Technology (Shanghai) Co., Ltd.

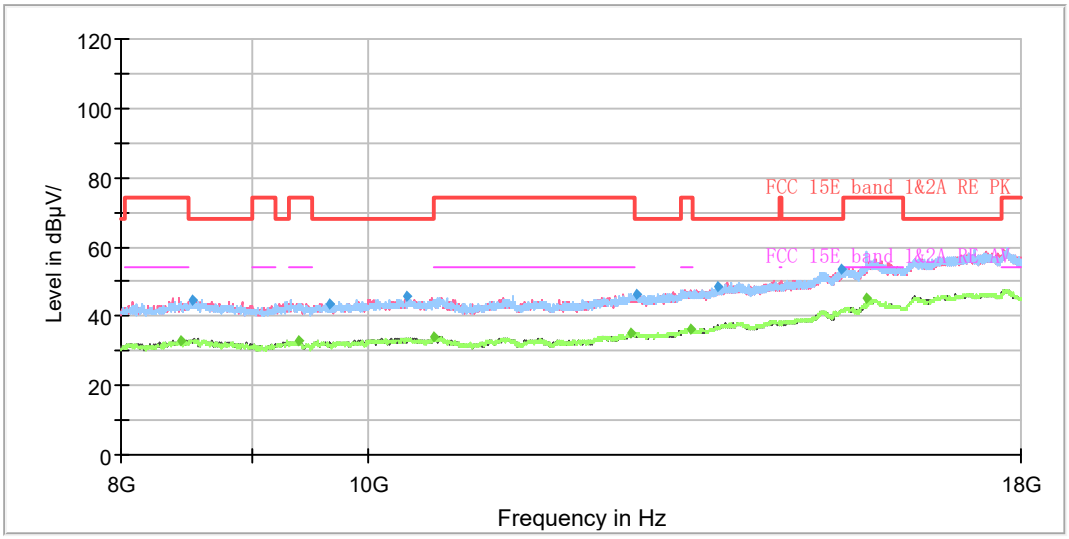

Radiates Emission from 8GHz to 18GHz

Frequency (MHz)	MaxPeak (dB µ V/m)	Average (dB µ V/m)	Limit (dB µ V/m)	Margin (dB)	Meas. Time (ms)	Height (cm)	Pol	Azimuth (deg)	Corr. (dB/m)
8437.50	---	33.17	54.00	20.83	500.00	200.0	V	346.00	4
8537.50	44.87	---	68.20	23.33	500.00	200.0	V	246.00	4
9386.25	---	32.75	54.00	21.25	500.00	100.0	H	240.00	4
9661.25	43.61	---	68.20	24.59	500.00	100.0	V	9.00	4
10343.75	45.92	---	68.20	22.28	500.00	200.0	H	2.00	6
10603.75	---	34.09	54.00	19.91	500.00	200.0	H	26.00	5
12661.25	---	35.14	54.00	18.86	500.00	200.0	V	70.00	8
12742.50	46.39	---	68.20	21.81	500.00	200.0	V	227.00	8
13377.50	---	36.27	54.00	17.73	500.00	100.0	V	83.00	9
13705.00	48.60	---	68.20	19.60	500.00	100.0	H	107.00	10
15298.75	53.81	---	68.20	14.39	500.00	100.0	V	140.00	13
15660.00	---	45.36	54.00	8.64	500.00	100.0	H	289.00	14

Remark: 1. Correction Factor = Antenna factor + Insertion loss (cable loss + amplifier gain)
2. Margin = Limit –MAX Peak/ Average

This report shall not be reproduced except in full, without the written approval of TA Technology (Shanghai) Co., Ltd.

5M: 5240MHz

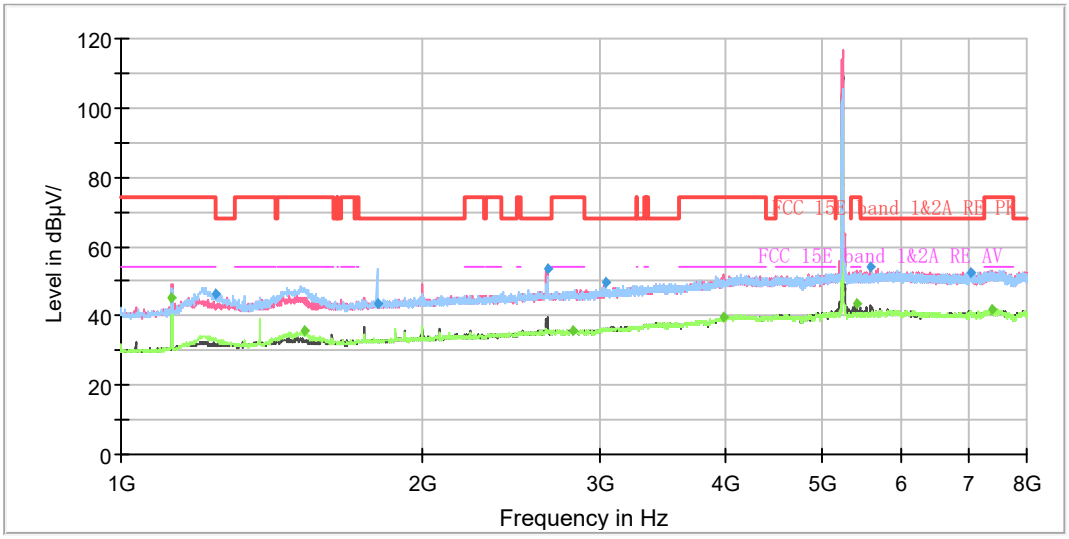

Note: The signal beyond the limit is carrier.

Radiates Emission from 1GHz to 8GHz

Frequency (MHz)	MaxPeak (dB µ V/m)	Average (dB µ V/m)	Limit (dB µ V/m)	Margin (dB)	Meas. Time (ms)	Height (cm)	Pol	Azimuth (deg)	Corr. (dB/m)
1124.25	---	45.46	54.00	8.54	500.00	100.0	V	80.00	-8
1244.13	46.28	---	68.20	21.92	500.00	100.0	H	151.00	-7
1520.63	---	35.57	54.00	18.43	500.00	200.0	H	269.00	-5
1799.75	43.67	---	68.20	24.53	500.00	200.0	H	221.00	-4
2666.00	53.69	---	68.20	14.51	500.00	100.0	V	176.00	0
2827.00	---	35.85	54.00	18.15	500.00	100.0	H	189.00	1
3041.38	49.49	---	68.20	18.71	500.00	100.0	H	343.00	2
3989.88	---	39.90	54.00	14.10	500.00	100.0	V	140.00	6
5412.63	---	43.74	54.00	10.26	500.00	200.0	V	296.00	9
5598.13	54.31	---	68.20	13.89	500.00	200.0	V	296.00	10
7027.00	52.58	---	68.20	15.62	500.00	200.0	V	341.00	11
7374.38	---	41.78	54.00	12.22	500.00	100.0	H	0.00	11

Remark: 1. Correction Factor = Antenna factor + Insertion loss (cable loss + amplifier gain)

2. Margin = Limit –MAX Peak/ Average

This report shall not be reproduced except in full, without the written approval of TA Technology (Shanghai) Co., Ltd.

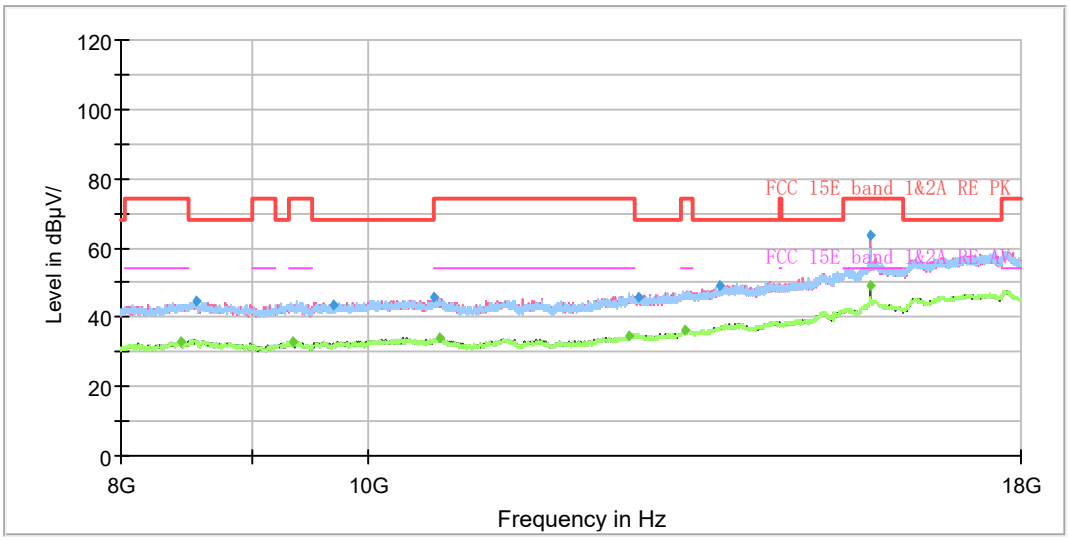

Radiates Emission from 8GHz to 18GHz

Frequency (MHz)	MaxPeak (dB µ V/m)	Average (dB µ V/m)	Limit (dB µ V/m)	Margin (dB)	Meas. Time (ms)	Height (cm)	Pol	Azimuth (deg)	Corr. (dB/m)
8438.75	---	33.16	54.00	20.84	500.00	100.0	V	134.00	4
8566.25	44.62	---	68.20	23.58	500.00	200.0	V	194.00	4
9343.75	---	32.88	54.00	21.12	500.00	200.0	H	191.00	4
9688.75	43.40	---	68.20	24.80	500.00	100.0	V	285.00	4
10600.00	45.61	---	68.20	22.59	500.00	100.0	V	101.00	5
10662.50	---	34.22	54.00	19.78	500.00	200.0	V	300.00	5
12652.50	---	34.73	54.00	19.27	500.00	200.0	V	179.00	8
12747.50	45.67	---	68.20	22.53	500.00	100.0	V	46.00	8
13293.75	---	36.02	54.00	17.98	500.00	100.0	V	20.00	9
13726.25	48.91	---	68.20	19.29	500.00	200.0	H	120.00	10
15721.25	63.68	---	74.00	10.32	500.00	200.0	V	120.00	14
15722.50	---	49.11	54.00	4.89	500.00	200.0	V	120.00	14

Remark: 1. Correction Factor = Antenna factor + Insertion loss (cable loss + amplifier gain)
2. Margin = Limit –MAX Peak/ Average

This report shall not be reproduced except in full, without the written approval of TA Technology (Shanghai) Co., Ltd.

5M: 5745MHz

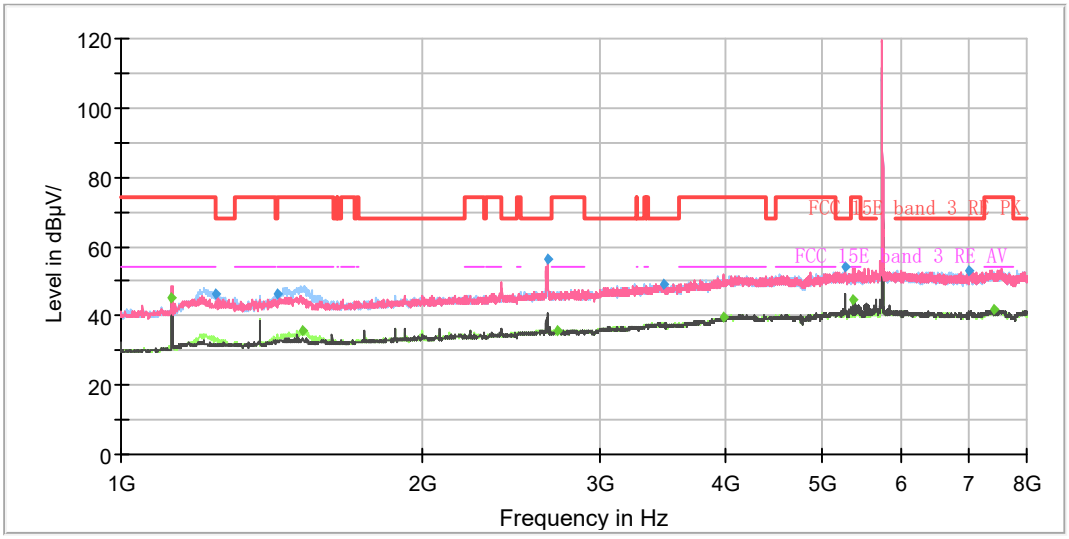

Note: The signal beyond the limit is carrier.

Radiates Emission from 1GHz to 8GHz

Frequency (MHz)	MaxPeak (dB µ V/m)	Average (dB µ V/m)	Limit (dB µ V/m)	Margin (dB)	Meas. Time (ms)	Height (cm)	Pol	Azimuth (deg)	Corr. (dB/m)
1124.25	---	45.42	54.00	8.58	500.00	100.0	V	76.00	-8
1241.50	46.19	---	68.20	22.01	500.00	100.0	H	144.00	-7
1432.25	46.09	---	68.20	22.11	500.00	200.0	H	268.00	-6
1519.75	---	35.78	54.00	18.22	500.00	200.0	H	268.00	-5
2663.38	56.54	---	68.20	11.66	500.00	100.0	V	61.00	0
2724.63	---	35.85	54.00	18.15	500.00	200.0	V	0.00	1
3475.38	49.35	---	68.20	18.85	500.00	100.0	H	124.00	4
3993.38	---	39.80	54.00	14.20	500.00	100.0	V	139.00	6
5264.75	54.35	---	68.20	13.85	500.00	100.0	V	309.00	9
5375.00	---	44.93	54.00	9.07	500.00	200.0	V	299.00	9
7006.00	52.99	---	68.20	15.21	500.00	200.0	H	353.00	11
7406.75	---	41.69	54.00	12.31	500.00	100.0	V	27.00	11

Remark: 1. Correction Factor = Antenna factor + Insertion loss (cable loss + amplifier gain)

2. Margin = Limit –MAX Peak/ Average

This report shall not be reproduced except in full, without the written approval of TA Technology (Shanghai) Co., Ltd.

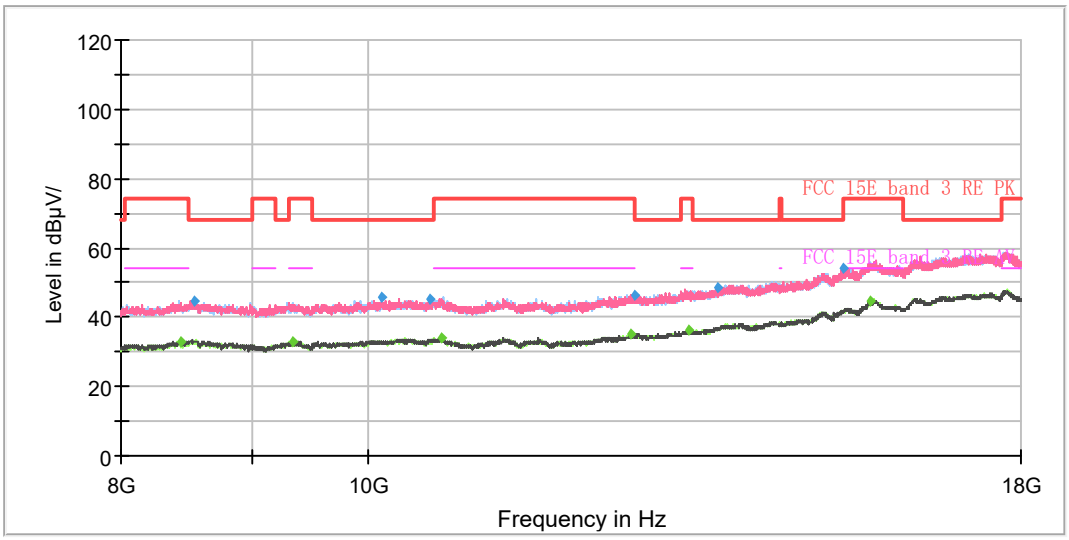

Radiates Emission from 8GHz to 18GHz

Frequency (MHz)	MaxPeak (dB µ V/m)	Average (dB µ V/m)	Limit (dB µ V/m)	Margin (dB)	Meas. Time (ms)	Height (cm)	Pol	Azimuth (deg)	Corr. (dB/m)
8438.75	---	33.09	54.00	20.91	500.00	200.0	V	147.00	4
8551.25	44.72	---	68.20	23.48	500.00	200.0	V	137.00	4
9341.25	---	32.88	54.00	21.12	500.00	200.0	V	91.00	4
10118.75	45.88	---	68.20	22.32	500.00	100.0	H	11.00	5
10568.75	45.44	---	68.20	22.76	500.00	100.0	H	35.00	5
10676.25	---	34.15	54.00	19.85	500.00	100.0	V	0.00	5
12666.25	---	35.00	54.00	19.00	500.00	200.0	H	173.00	8
12718.75	46.57	---	68.20	21.63	500.00	200.0	V	209.00	8
13347.50	---	36.13	54.00	17.87	500.00	200.0	V	270.00	9
13686.25	48.65	---	68.20	19.55	500.00	200.0	H	193.00	10
15330.00	54.36	---	68.20	13.84	500.00	100.0	H	30.00	13
15723.75	---	44.39	54.00	9.61	500.00	100.0	H	25.00	14

Remark: 1. Correction Factor = Antenna factor + Insertion loss (cable loss + amplifier gain)
2. Margin = Limit –MAX Peak/ Average

This report shall not be reproduced except in full, without the written approval of TA Technology (Shanghai) Co., Ltd.

5M: 5765MHz

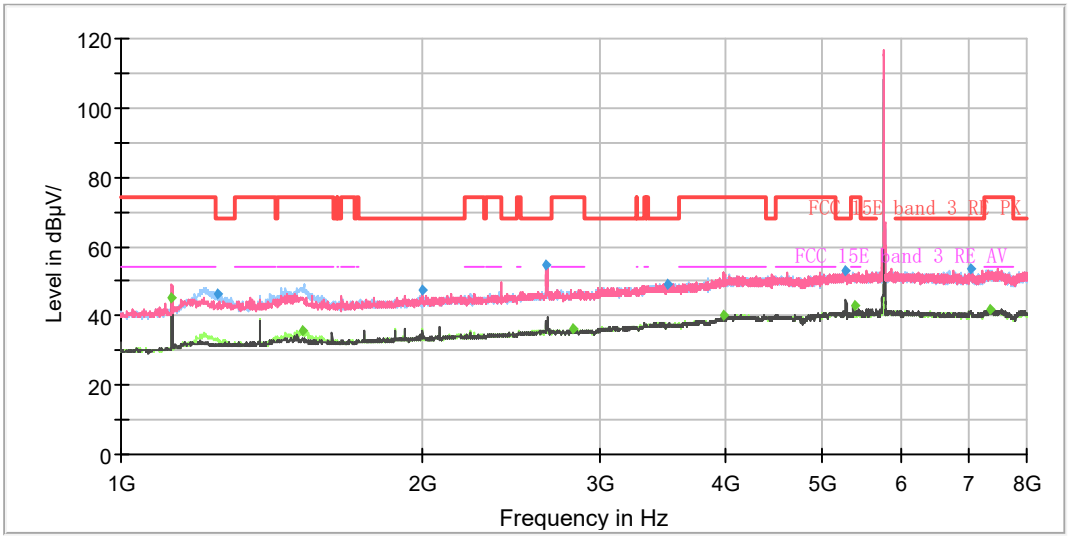

Note: The signal beyond the limit is carrier.

Radiates Emission from 1GHz to 8GHz

Frequency (MHz)	MaxPeak (dB µ V/m)	Average (dB µ V/m)	Limit (dB µ V/m)	Margin (dB)	Meas. Time (ms)	Height (cm)	Pol	Azimuth (deg)	Corr. (dB/m)
1124.25	---	45.33	54.00	8.67	500.00	100.0	V	78.00	-8
1246.75	46.09	---	68.20	22.11	500.00	100.0	H	149.00	-7
1518.88	---	35.75	54.00	18.25	500.00	200.0	H	268.00	-5
1997.50	47.26	---	68.20	20.94	500.00	200.0	V	51.00	-3
2658.13	54.65	---	68.20	13.55	500.00	100.0	V	194.00	0
2820.88	---	36.12	54.00	17.88	500.00	100.0	V	261.00	1
3504.25	49.31	---	68.20	18.89	500.00	200.0	H	258.00	4
3993.38	---	40.00	54.00	14.00	500.00	200.0	V	91.00	6
5284.88	52.96	---	68.20	15.24	500.00	100.0	V	280.00	9
5383.75	---	42.88	54.00	11.12	500.00	200.0	V	56.00	9
7033.13	53.42	---	68.20	14.78	500.00	200.0	H	258.00	11
7360.38	---	41.68	54.00	12.32	500.00	200.0	H	175.00	11

Remark: 1. Correction Factor = Antenna factor + Insertion loss (cable loss + amplifier gain)

2. Margin = Limit –MAX Peak/ Average

This report shall not be reproduced except in full, without the written approval of TA Technology (Shanghai) Co., Ltd.

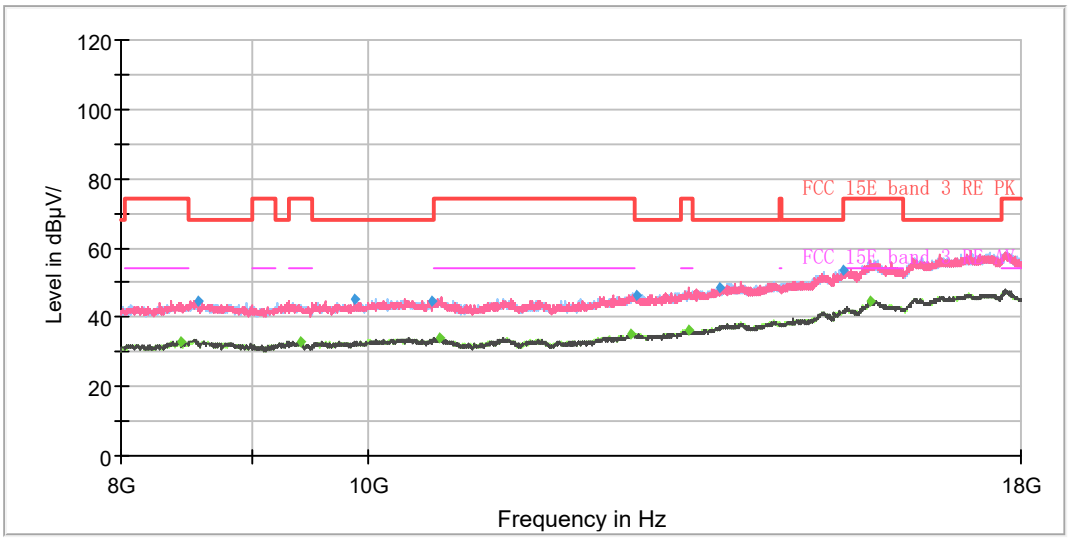

Radiates Emission from 8GHz to 18GHz

Frequency (MHz)	MaxPeak (dB µ V/m)	Average (dB µ V/m)	Limit (dB µ V/m)	Margin (dB)	Meas. Time (ms)	Height (cm)	Pol	Azimuth (deg)	Corr. (dB/m)
8436.25	---	32.82	54.00	21.18	500.00	100.0	V	134.00	4
8576.25	44.67	---	68.20	23.53	500.00	100.0	H	106.00	4
9397.50	---	32.88	54.00	21.12	500.00	100.0	H	54.00	4
9877.50	45.27	---	68.20	22.93	500.00	200.0	V	267.00	4
10582.50	44.83	---	68.20	23.37	500.00	100.0	H	68.00	5
10666.25	---	34.09	54.00	19.91	500.00	200.0	H	288.00	5
12671.25	---	35.00	54.00	19.00	500.00	200.0	H	288.00	8
12731.25	46.33	---	68.20	21.87	500.00	100.0	H	166.00	8
13345.00	---	36.31	54.00	17.69	500.00	100.0	H	0.00	9
13716.25	48.31	---	68.20	19.89	500.00	200.0	H	298.00	10
15323.75	53.50	---	68.20	14.70	500.00	100.0	V	275.00	13
15707.50	---	44.68	54.00	9.32	500.00	200.0	V	90.00	14

Remark: 1. Correction Factor = Antenna factor + Insertion loss (cable loss + amplifier gain)
2. Margin = Limit –MAX Peak/ Average

This report shall not be reproduced except in full, without the written approval of TA Technology (Shanghai) Co., Ltd.

5M: 5805MHz

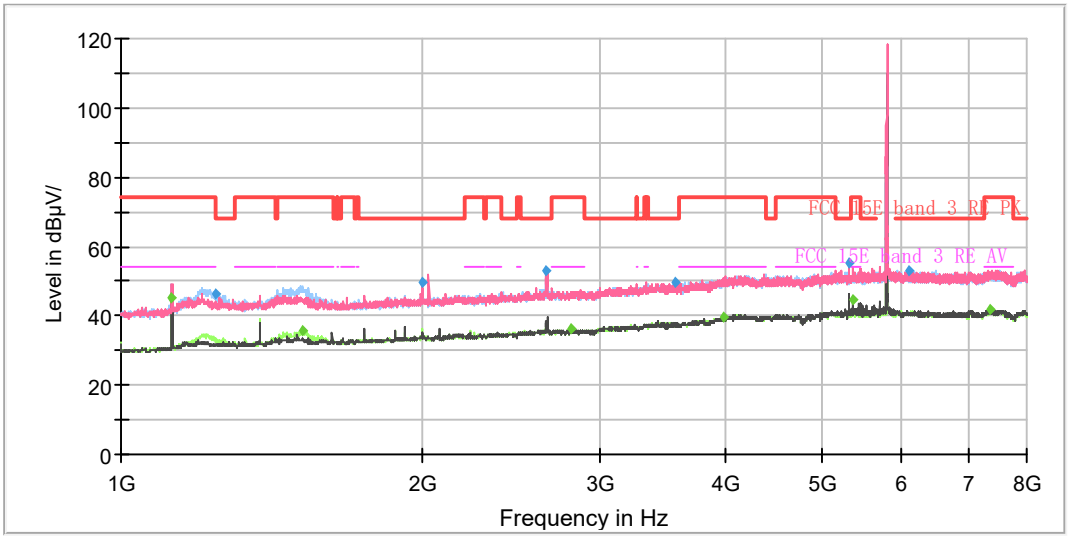

Note: The signal beyond the limit is carrier.

Radiates Emission from 1GHz to 8GHz

Frequency (MHz)	MaxPeak (dB µ V/m)	Average (dB µ V/m)	Limit (dB µ V/m)	Margin (dB)	Meas. Time (ms)	Height (cm)	Pol	Azimuth (deg)	Corr. (dB/m)
1124.25	---	45.26	54.00	8.74	500.00	100.0	V	77.00	-8
1240.63	46.09	---	68.20	22.11	500.00	100.0	H	149.00	-7
1516.25	---	35.73	54.00	18.27	500.00	200.0	H	267.00	-5
1996.63	49.83	---	68.20	18.37	500.00	200.0	V	51.00	-3
2658.13	53.21	---	68.20	14.99	500.00	200.0	V	65.00	0
2805.13	---	36.02	54.00	17.98	500.00	100.0	H	101.00	1
3575.13	49.82	---	68.20	18.38	500.00	200.0	V	217.00	4
3991.63	---	39.85	54.00	14.15	500.00	100.0	V	266.00	6
5325.13	55.52	---	68.20	12.68	500.00	200.0	V	271.00	9
5366.25	---	44.59	54.00	9.41	500.00	200.0	V	310.00	9
6111.75	52.85	---	68.20	15.35	500.00	100.0	V	153.00	10
7369.13	---	41.73	54.00	12.27	500.00	100.0	V	92.00	11

Remark: 1. Correction Factor = Antenna factor + Insertion loss (cable loss + amplifier gain)

2. Margin = Limit –MAX Peak/ Average

This report shall not be reproduced except in full, without the written approval of TA Technology (Shanghai) Co., Ltd.

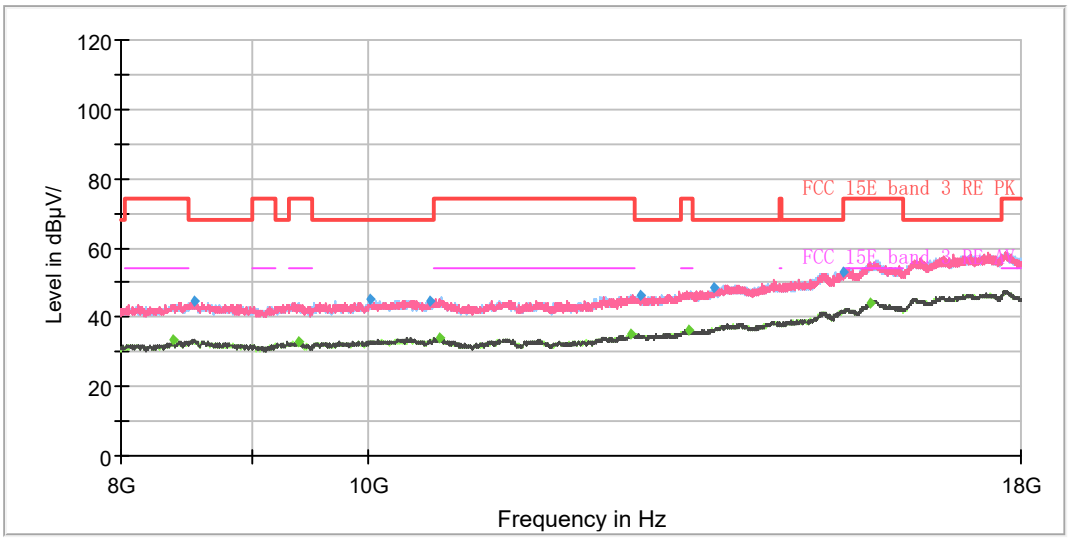

Radiates Emission from 8GHz to 18GHz

Frequency (MHz)	MaxPeak (dB µ V/m)	Average (dB µ V/m)	Limit (dB µ V/m)	Margin (dB)	Meas. Time (ms)	Height (cm)	Pol	Azimuth (deg)	Corr. (dB/m)
8380.00	---	33.22	54.00	20.78	500.00	200.0	V	337.00	3
8543.75	44.46	---	68.20	23.74	500.00	200.0	V	75.00	4
9385.00	---	32.86	54.00	21.14	500.00	200.0	V	359.00	4
10010.00	45.26	---	68.20	22.94	500.00	100.0	H	125.00	5
10566.25	44.79	---	68.20	23.41	500.00	200.0	H	345.00	5
10658.75	---	34.09	54.00	19.91	500.00	200.0	H	350.00	5
12672.50	---	35.09	54.00	18.91	500.00	200.0	V	15.00	8
12768.75	46.44	---	68.20	21.76	500.00	200.0	V	118.00	8
13352.50	---	36.35	54.00	17.65	500.00	200.0	V	5.00	9
13652.50	48.79	---	68.20	19.41	500.00	200.0	H	325.00	10
15350.00	53.29	---	68.20	14.91	500.00	200.0	V	138.00	13
15712.50	---	44.37	54.00	9.63	500.00	100.0	V	346.00	14

Remark: 1. Correction Factor = Antenna factor + Insertion loss (cable loss + amplifier gain)
2. Margin = Limit –MAX Peak/ Average

This report shall not be reproduced except in full, without the written approval of TA Technology (Shanghai) Co., Ltd.

5M: 5825MHz

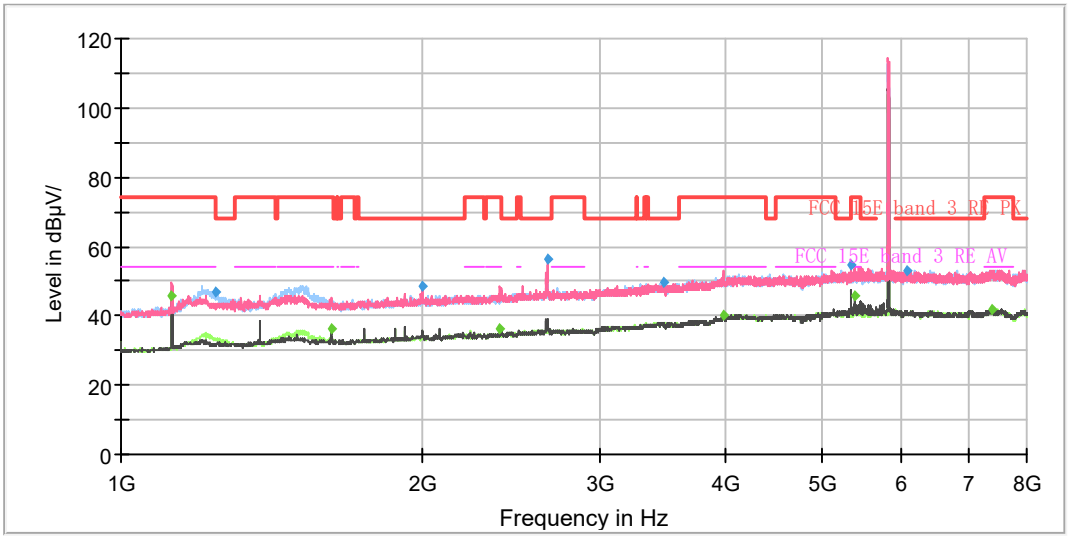

Note: The signal beyond the limit is carrier.

Radiates Emission from 1GHz to 8GHz

Frequency (MHz)	MaxPeak (dB µ V/m)	Average (dB µ V/m)	Limit (dB µ V/m)	Margin (dB)	Meas. Time (ms)	Height (cm)	Pol	Azimuth (deg)	Corr. (dB/m)
1124.25	---	45.53	54.00	8.47	500.00	100.0	V	79.00	-8
1241.50	46.69	---	68.20	21.51	500.00	100.0	H	145.00	-7
1620.38	---	36.44	54.00	17.56	500.00	200.0	V	306.00	-5
1999.25	48.35	---	68.20	19.85	500.00	200.0	V	45.00	-3
2389.50	---	36.55	54.00	17.45	500.00	200.0	V	347.00	-1
2665.13	56.31	---	68.20	11.89	500.00	200.0	V	74.00	0
3472.75	49.68	---	68.20	18.52	500.00	100.0	H	14.00	4
3989.00	---	40.05	54.00	13.95	500.00	100.0	V	266.00	6
5346.13	54.92	---	68.20	13.28	500.00	200.0	V	295.00	9
5384.63	---	46.02	54.00	7.98	500.00	200.0	V	300.00	9
6088.13	53.10	---	68.20	15.10	500.00	100.0	H	85.00	10
7382.25	---	41.81	54.00	12.19	500.00	200.0	V	65.00	11

Remark: 1. Correction Factor = Antenna factor + Insertion loss (cable loss + amplifier gain)

2. Margin = Limit –MAX Peak/ Average

This report shall not be reproduced except in full, without the written approval of TA Technology (Shanghai) Co., Ltd.

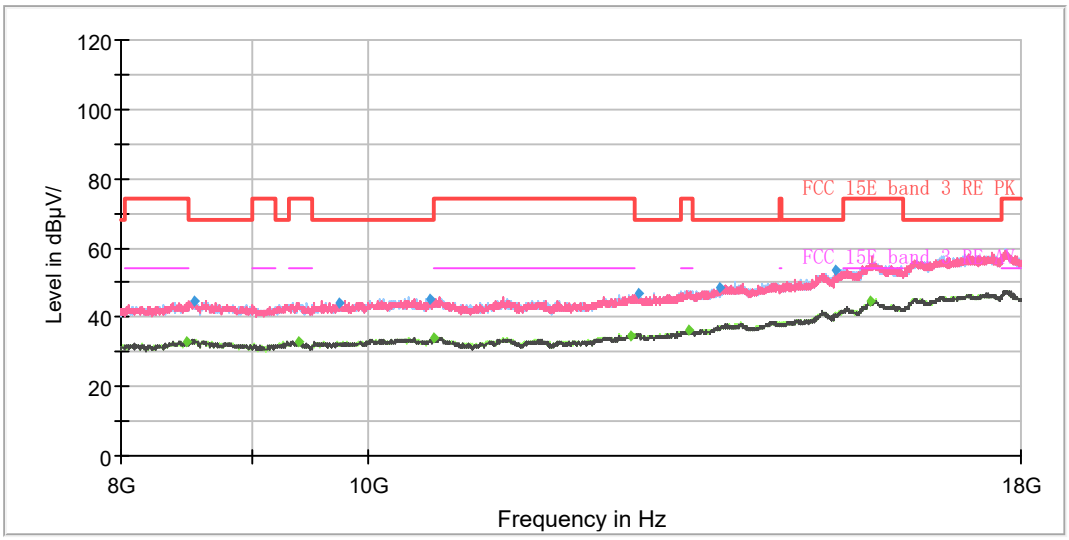

Radiates Emission from 8GHz to 18GHz

Frequency (MHz)	MaxPeak (dB µ V/m)	Average (dB µ V/m)	Limit (dB µ V/m)	Margin (dB)	Meas. Time (ms)	Height (cm)	Pol	Azimuth (deg)	Corr. (dB/m)
8485.00	---	32.92	54.00	21.08	500.00	200.0	V	34.00	4
8552.50	44.78	---	68.20	23.42	500.00	200.0	V	260.00	4
9381.25	---	32.89	54.00	21.11	500.00	200.0	H	320.00	4
9735.00	44.19	---	68.20	24.01	500.00	100.0	V	253.00	4
10575.00	45.35	---	68.20	22.85	500.00	100.0	V	290.00	5
10600.00	---	33.96	54.00	20.04	500.00	200.0	H	359.00	5
12660.00	---	34.76	54.00	19.24	500.00	200.0	H	229.00	8
12747.50	46.93	---	68.20	21.27	500.00	100.0	V	290.00	8
13337.50	---	36.38	54.00	17.62	500.00	200.0	H	140.00	9
13725.00	48.49	---	68.20	19.71	500.00	100.0	H	187.00	10
15228.75	53.44	---	68.20	14.76	500.00	100.0	V	0.00	13
15713.75	---	44.71	54.00	9.29	500.00	200.0	H	301.00	14

Remark: 1. Correction Factor = Antenna factor + Insertion loss (cable loss + amplifier gain)
2. Margin = Limit –MAX Peak/ Average

This report shall not be reproduced except in full, without the written approval of TA Technology (Shanghai) Co., Ltd.

During the test, the Radiates Emission from 18GHz to 40GHz was performed in all modes with all channels, 5240MHz, 5M are selected as the worst condition. The test data of the worst-case condition was recorded in this report.

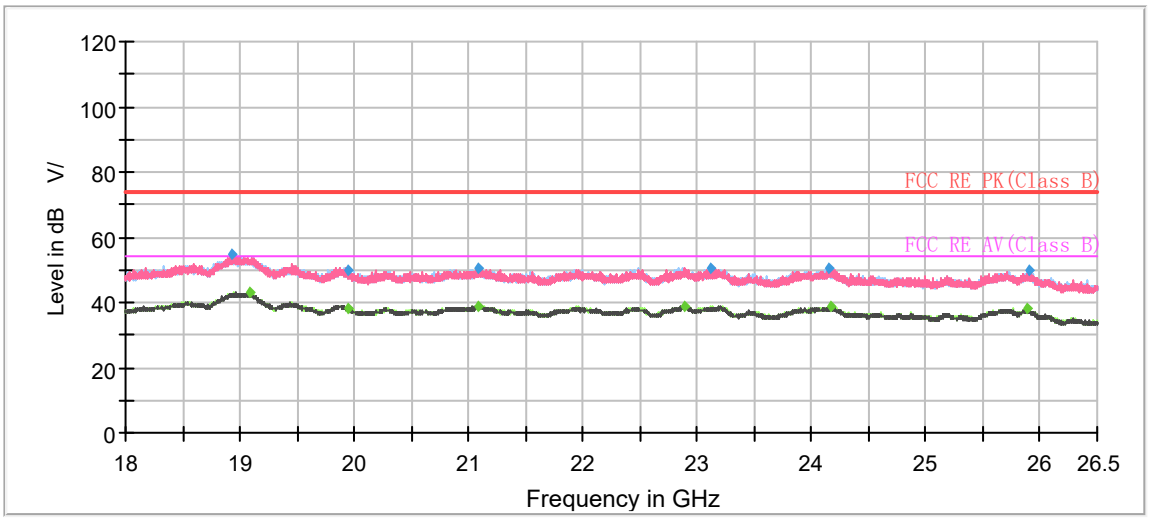

Radiates Emission from 18GHz to 26.5GHz

Frequency (MHz)	MaxPeak (dB μ V/m)	Average (dB μ V/m)	Limit (dB μ V/m)	Margin (dB)	Meas. Time (ms)	Height (cm)	Pol	Azimuth (deg)	Corr. (dB/m)
18926.50	55.04	---	74.00	18.96	500.00	100.0	V	40.00	1
19080.56	---	43.26	54.00	10.74	500.00	200.0	H	163.00	1
19939.06	49.94	---	74.00	24.06	500.00	200.0	V	247.00	-2
19952.88	---	37.86	54.00	16.14	500.00	200.0	H	119.00	-2
21080.19	50.65	---	74.00	23.35	500.00	200.0	H	328.00	-1
21084.44	---	38.85	54.00	15.15	500.00	100.0	H	192.00	-1
22894.94	---	38.95	54.00	15.05	500.00	100.0	V	195.00	2
23118.06	50.41	---	74.00	23.59	500.00	200.0	V	326.00	2
24149.75	50.50	---	74.00	23.50	500.00	200.0	V	336.00	2
24169.94	---	38.62	54.00	15.38	500.00	100.0	V	170.00	2
25889.06	---	37.92	54.00	16.08	500.00	200.0	H	263.00	2
25897.56	49.65	---	74.00	24.35	500.00	200.0	V	267.00	2

Remark: 1. Correction Factor = Antenna factor + Insertion loss (cable loss + amplifier gain)
2. Margin = Limit-MAX Peak/ Average

This report shall not be reproduced except in full, without the written approval of TA Technology (Shanghai) Co., Ltd.

Radiates Emission from 26.5GHz to 40GHz

Frequency (MHz)	MaxPeak (dB μ V/m)	Average (dB μ V/m)	Limit (dB μ V/m)	Margin (dB)	Meas. Time (ms)	Height (cm)	Pol	Azimuth (deg)	Corr. (dB/m)
27792.67	---	42.33	54.00	11.67	500.00	100.0	V	160.00	0
27857.63	53.32	---	74.00	20.68	500.00	100.0	V	307.00	1
30022.67	---	43.84	54.00	10.16	500.00	100.0	V	84.00	0
30047.20	54.73	---	74.00	19.27	500.00	100.0	V	328.00	0
31536.14	---	44.19	54.00	9.81	500.00	100.0	H	151.00	0
31585.72	55.95	---	74.00	18.05	500.00	200.0	H	250.00	0
34310.37	---	43.38	54.00	10.62	500.00	200.0	H	231.00	1
34449.90	55.15	---	74.00	18.85	500.00	100.0	H	204.00	1
36179.50	54.63	---	74.00	19.37	500.00	200.0	V	37.00	2
36213.44	---	43.99	54.00	10.01	500.00	200.0	H	33.00	2
38464.62	56.76	---	74.00	17.24	500.00	200.0	H	0.00	4
38808.93	---	45.78	54.00	8.22	500.00	100.0	V	79.00	3

Remark: 1. Correction Factor = Antenna factor + Insertion loss (cable loss + amplifier gain)
2. Margin = Limit-MAX Peak/ Average

This report shall not be reproduced except in full, without the written approval of TA Technology (Shanghai) Co., Ltd.

5.6. Conducted Emission

Ambient condition

Temperature	Relative humidity	Pressure
23°C ~25°C	45%~50%	101.5kPa

Methods of Measurement

The EUT IS placed on a non-metallic table of 80cm height above the horizontal metal reference ground plane. During the test, the EUT was operating in its typical mode. The test method is according to ANSI C63.10.Connect the AC power line of the EUT to the LISN Use EMI receiver to detect the average and Quasi-peak value. RBW is set to 9kHz, VBW is set to 30kHz The measurement result should include both L line and N line.
The test is in transmitting mode.

Test Setup

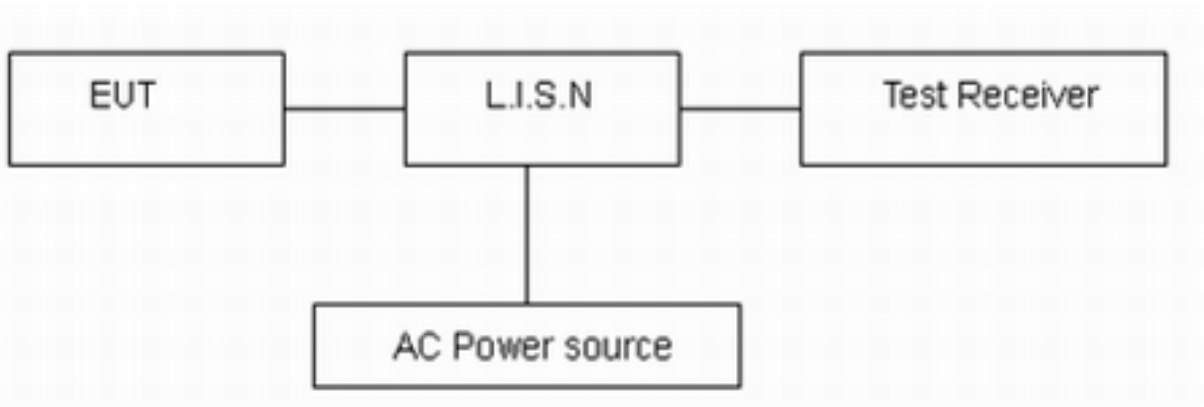

Note: AC Power source is used to change the voltage 110V/60Hz.

Limits

Frequency (MHz)	Conducted Limits(dBμV)	
	Quasi-peak	Average
0.15 - 0.5	66 to 56 *	56 to 46*
0.5 - 5	56	46
5 - 30	60	50
*: Decreases with the logarithm of the frequency.		

Measurement Uncertainty

The assessed measurement uncertainty to ensure 95% confidence level for the normal distribution is with the coverage factor k = 1.96, U= 2.69 dB.

This report shall not be reproduced except in full, without the written approval of TA Technology (Shanghai) Co., Ltd.

Test Results:

The equipment doesn't connected to public network, therefore this requirement do not apply.

This report shall not be reproduced except in full, without the written approval of TA Technology (Shanghai) Co., Ltd.

6. Main Test Instruments

Name	Manufacturer	Type	Serial Number	Calibration Date	Expiration Date
Power sensor	R&S	OSP-B157W8	100924	2021-12-12	2022-12-11
Spectrum Analyzer	KEYSIGHT	N9020A	MY54420163	2021-12-12	2022-12-11
DC Power Supply	GWINSTEK	GPS-3030D	GEQ875952	2022-05-14	2023-05-13
Climate Chamber	ESPEC	SU-242	93000506	2021-12-12	2022-12-11
Radiated Emission					
Spectrum Analyzer	R&S	FSV40	100816	2021-12-12	2022-12-11
EMI Test Receiver	R&S	ESR	102389	2022-05-25	2023-05-24
Loop Antenna	SCHWARZBECK	FMZB1519	1519-047	2020-04-02	2023-04-01
TRILOG Broadband Antenna	SCHWARZBECK	VULB 9163	1023	2020-05-05	2023-05-04
Horn Antenna	R&S	HF907	102723	2020-08-11	2023-08-10
Horn Antenna	ETS-Lindgren	3160-09	00102643	2021-10-10	2024-10-09
Horn Antenna	STEATITE	QSH-SL-26-40 -K-15	16779	2019-12-24	2022-12-23
Software	R&S	EMC32	9.26.01	/	/

********END OF REPORT ********

This report shall not be reproduced except in full, without the written approval of TA Technology (Shanghai) Co., Ltd.

ANNEX A: The EUT Appearance

The EUT Appearance are submitted separately.

This report shall not be reproduced except in full, without the written approval of TA Technology (Shanghai) Co., Ltd.

ANNEX B: Test Setup Photos

The Test Setup Photos are submitted separately.

This report shall not be reproduced except in full, without the written approval of TA Technology (Shanghai) Co., Ltd.