RF Test Data for 2.4G Wi-Fi (Conducted Measurements)

General Description of EUT	
Product Name:	Dash cam
Test Model:	Z3+C
Sample ID:	RW-C-202301-0043-2-2#
Environmental Conditions	
Temperature:	25℃
Relative Humidity:	55%
Test Voltage:	DC 5V
Test Engineer:	Huang jian ping
Note: For a more detailed features description, please refer to the report TBR-C-202301-0043-2	

Contents

1. DTS Bandwidth 3
1.1.Test Result 3
1.2.Test Graphs 4
2. Occupied Channel Bandwidth 8
2.1.Test Result 8
2.2.Test Graphs 9
3. Maximum conducted output power 13
3.1.Test Result 13
4. Maximum power spectral density 14
4.1.Test Result 14
4.2.Test Graphs 15
5. Band edge measurements 19
5.1.Test Result 19
5.2.Test Graphs 20
6. Conducted Spurious Emission 23
6.1.Test Result 23
6.2.Test Graphs 24
7. Duty Cycle 36
7.1.Test Result 36
7.2.Test Graphs 37
8. Emissions in Restricted Bands 41
8.1.Test Result 41
8.2.Test Graphs 43

1. DTS Bandwidth

1.1.Test Result

TestMode	Antenna	Channel	DTS BW [MHz]	FL[MHz]	FH[MHz]	Limit[MHz]	Verdict
11B	Ant1	2412	9.12	2407.44	2416.56	0.5	PASS
		2437	10.04	2431.96	2442.00	0.5	PASS
		2462	10.04	2456.96	2467.00	0.5	PASS
11G	Ant1	2412	16.56	2403.72	2420.28	0.5	PASS
		2437	16.32	2428.84	2445.16	0.5	PASS
		2462	16.32	2453.84	2470.16	0.5	PASS
11N20SISO	Ant1	2412	17.60	2403.20	2420.80	0.5	PASS
		2437	17.60	2428.20	2445.80	0.5	PASS
		2462	17.60	2453.20	2470.80	0.5	PASS
11N40SISO	Ant1	2422	36.32	2403.84	2440.16	0.5	PASS
		2437	36.32	2418.84	2455.16	0.5	PASS
		2452	35.68	2434.24	2469.92	0.5	PASS

1.2.Test Graphs

11B_Ant1_2412

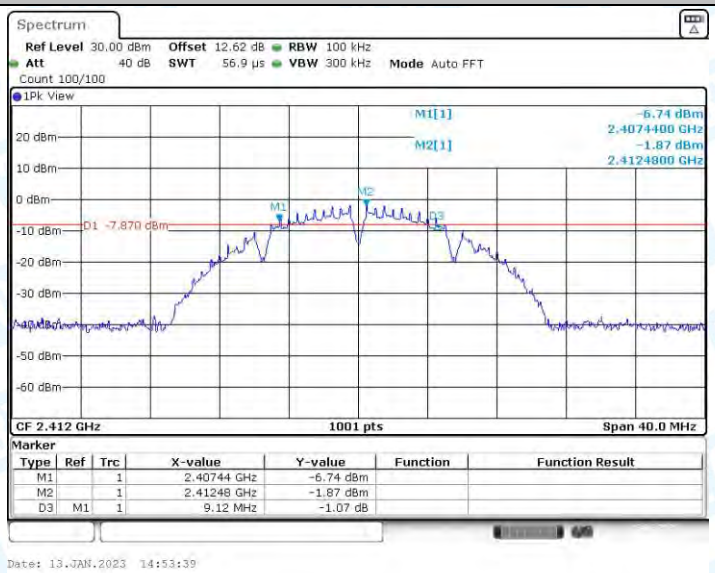

11B_Ant1_2437

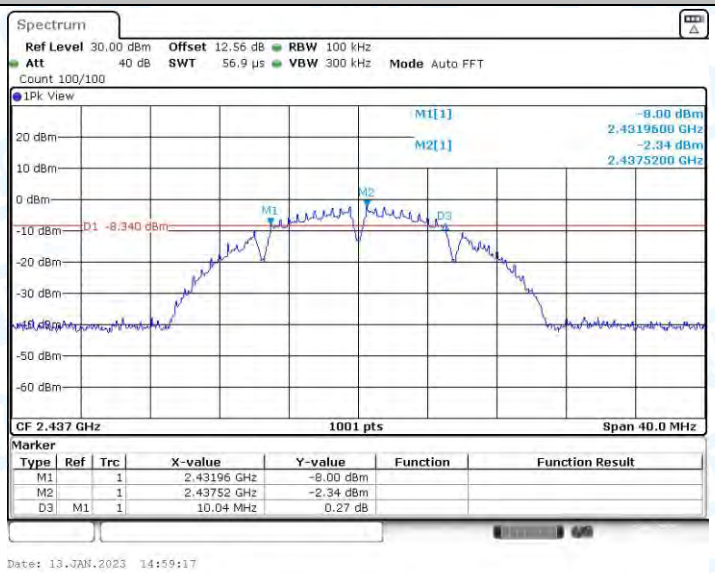

11B_Ant1_2462

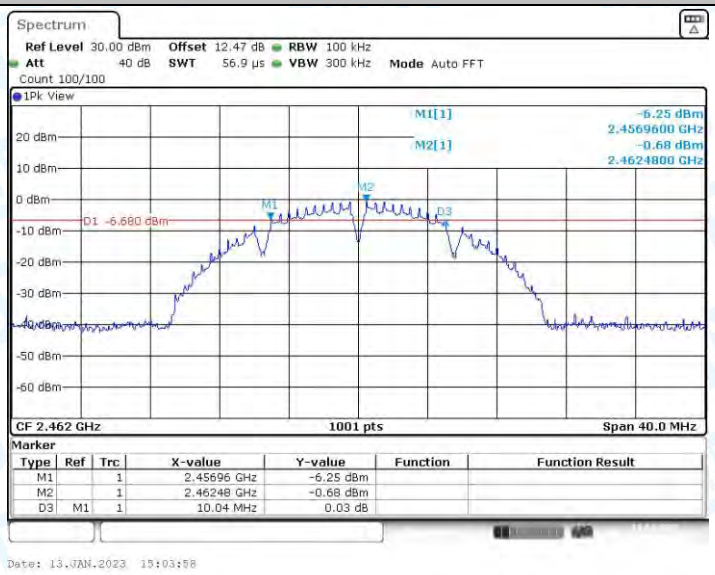

11G_Ant1_2412

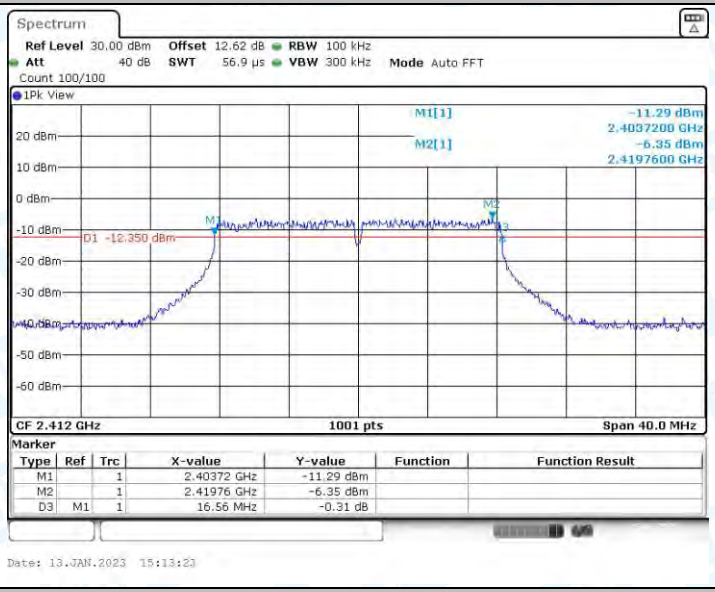

11G_Ant1_2437

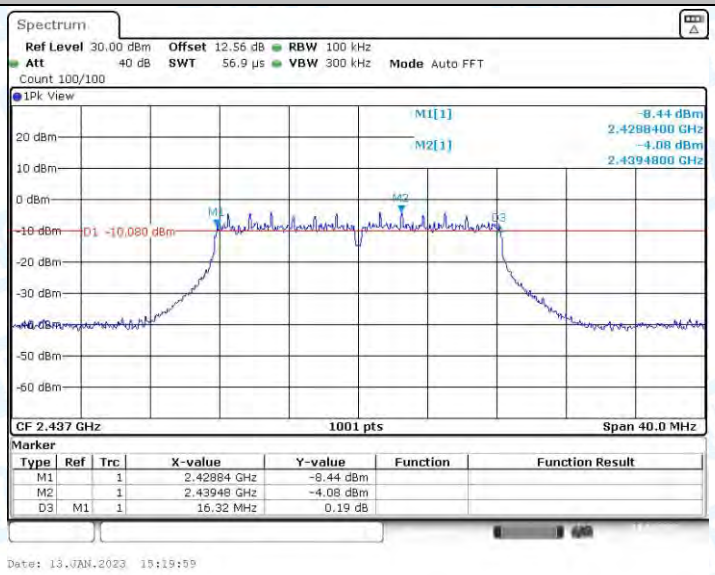

11G_Ant1_2462

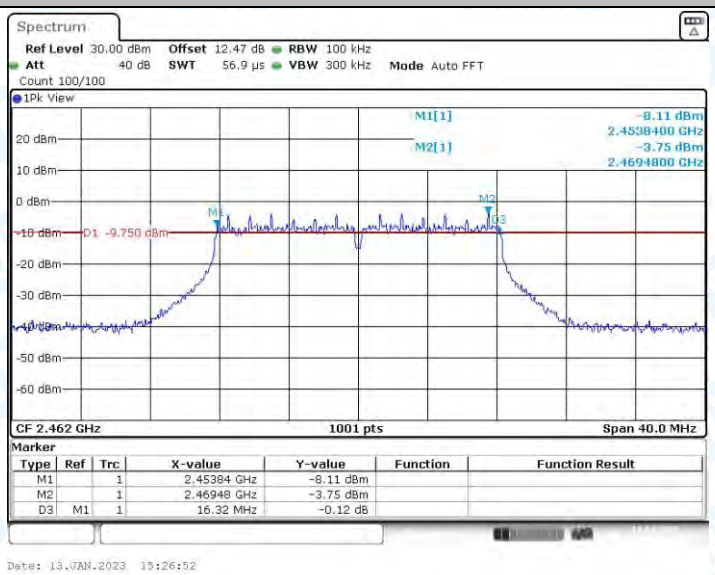

11N20SISO_Ant1_2412

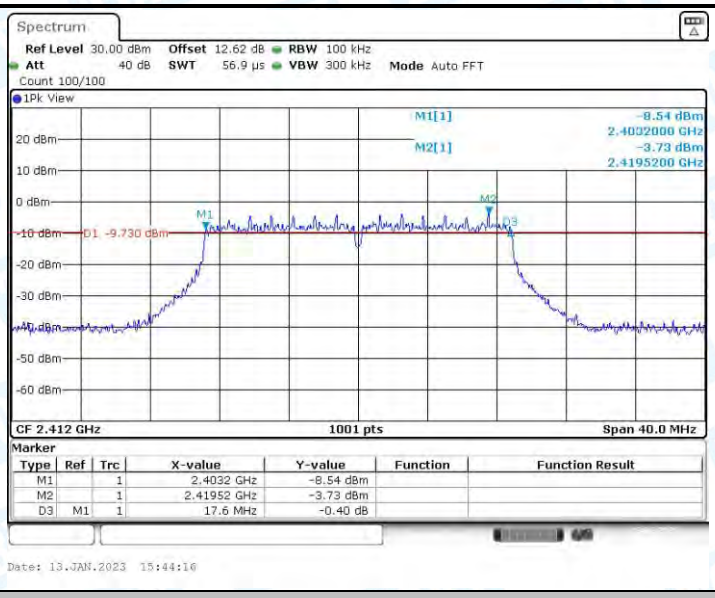

11N20SISO_Ant1_2437

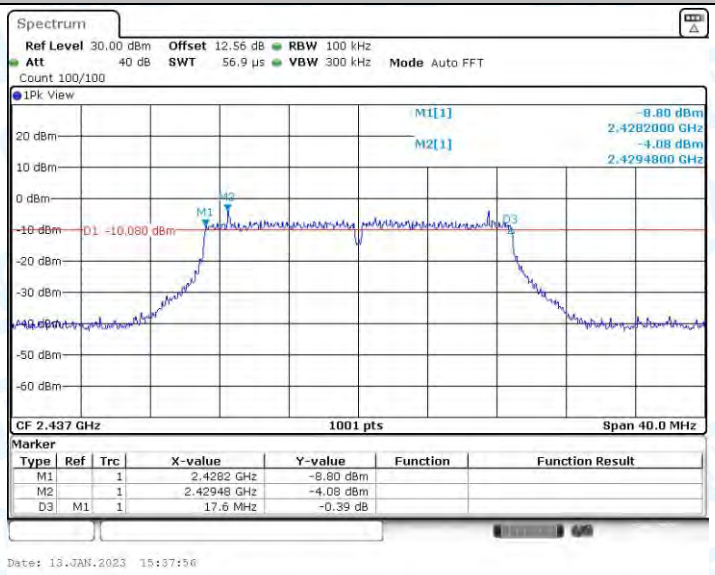

11N20SISO_Ant1_2462

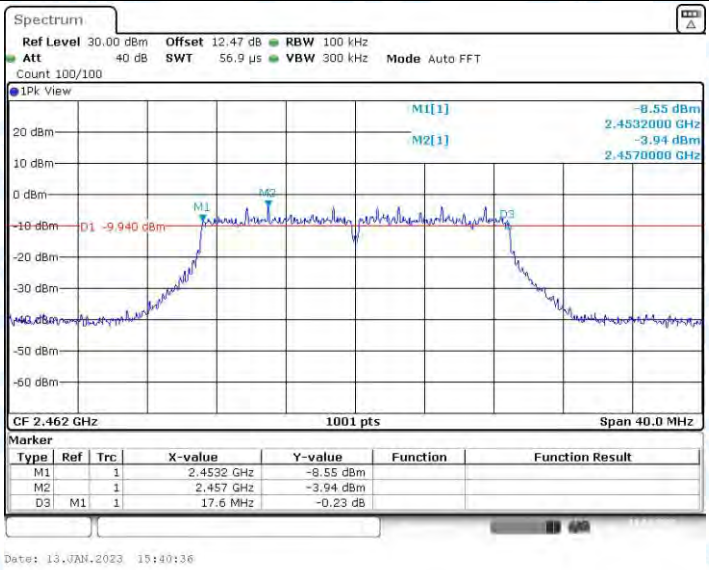

11N40SISO_Ant1_2422

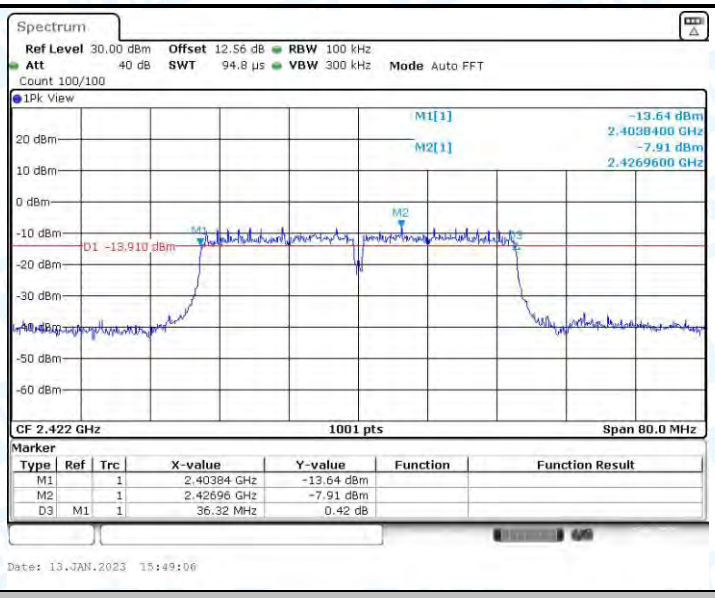

11N40SISO_Ant1_2437

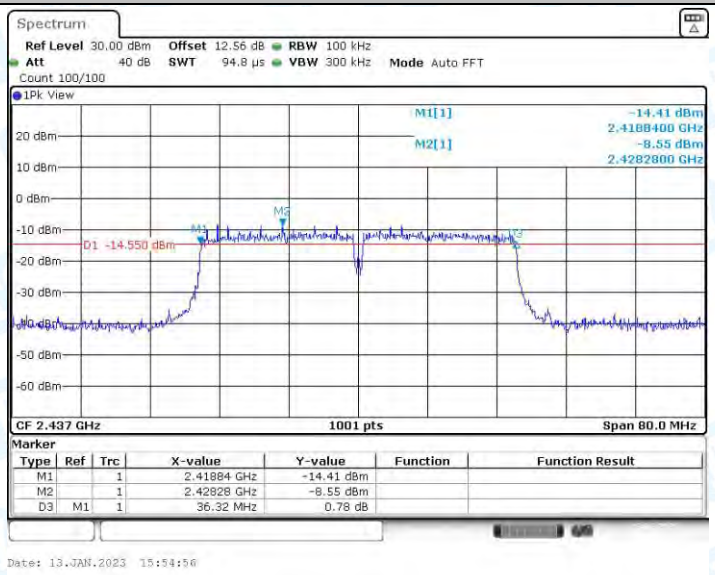

11N40SISO_Ant1_2452

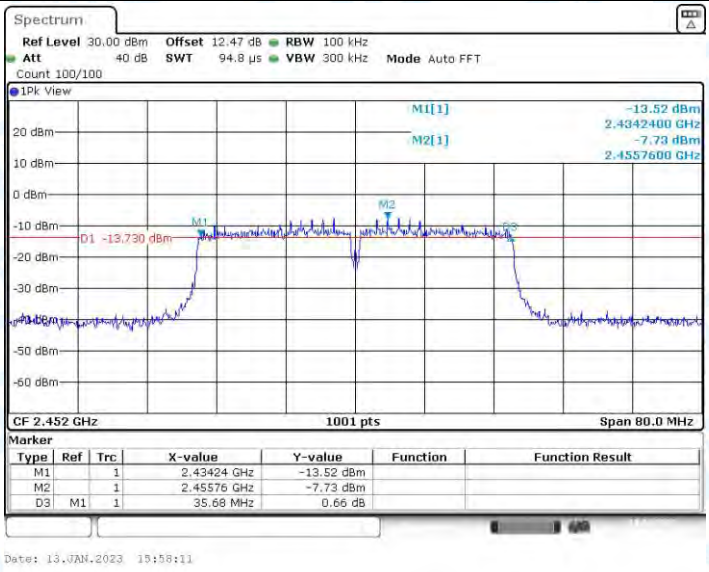

2. Occupied Channel Bandwidth

2.1.Test Result

TestMode	Antenna	Channel	OCB [MHz]	FL[MHz]	FH[MHz]	Limit[MHz]	Verdict
11B	Ant1	2412	16.064	2404.0080	2420.0719	---	---
		2437	16.064	2429.0080	2445.0719	---	---
		2462	15.904	2454.0879	2469.9920	---	---
11G	Ant1	2412	17.223	2403.4885	2420.7113	---	---
		2437	17.862	2427.8492	2445.7113	---	---
		2462	17.263	2453.2488	2470.5115	---	---
11N20SISO	Ant1	2412	18.621	2402.7692	2421.3906	---	---
		2437	18.302	2427.9291	2446.2308	---	---
		2462	18.581	2452.8092	2471.3906	---	---
11N40SISO	Ant1	2422	36.523	2403.6983	2440.2218	---	---
		2437	36.523	2418.8581	2455.3816	---	---
		2452	36.523	2433.6184	2470.1419	---	---

2.2.Test Graphs

11B_Ant1_2412

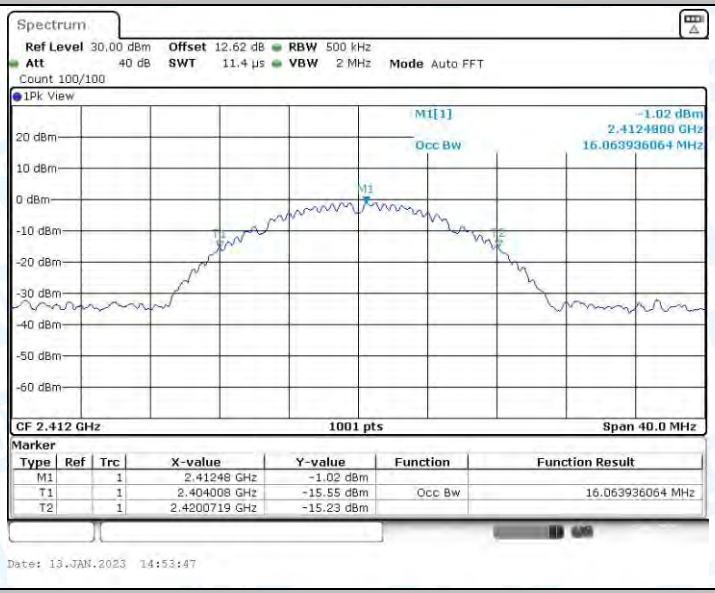

11B_Ant1_2437

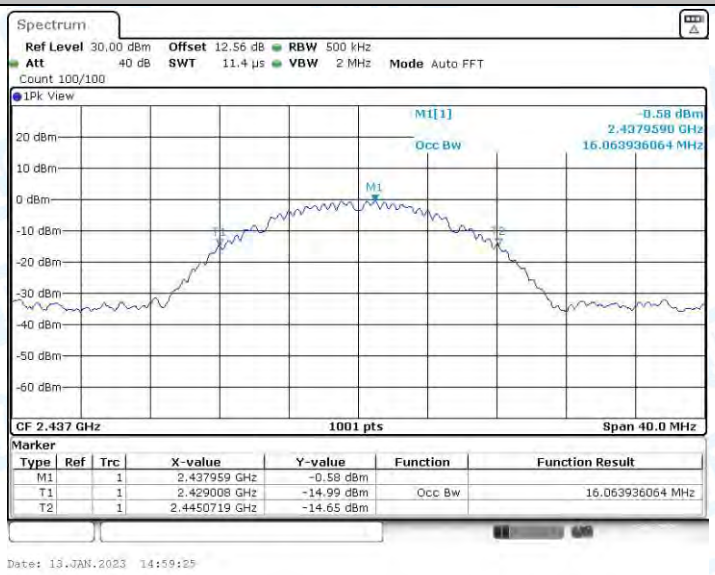

11B_Ant1_2462

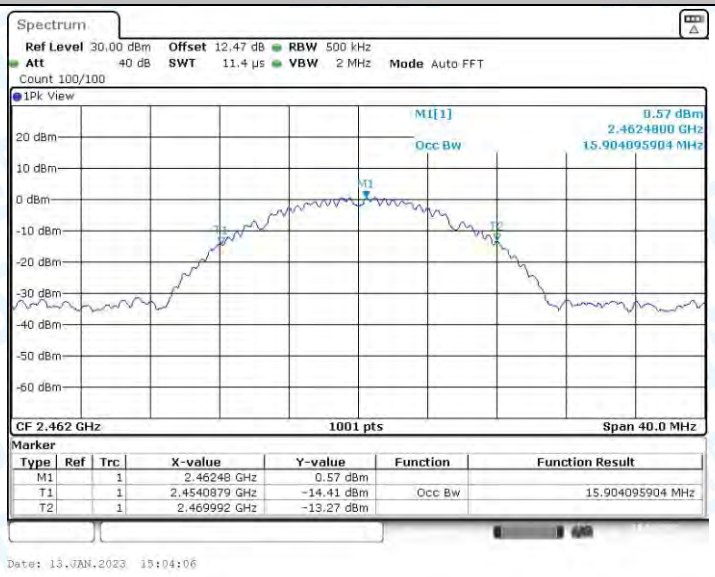

11G_Ant1_2412

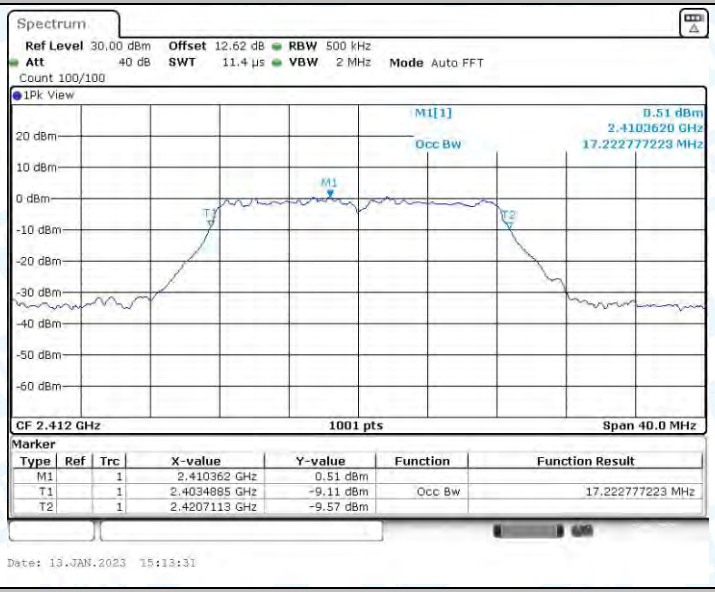

11G_Ant1_2437

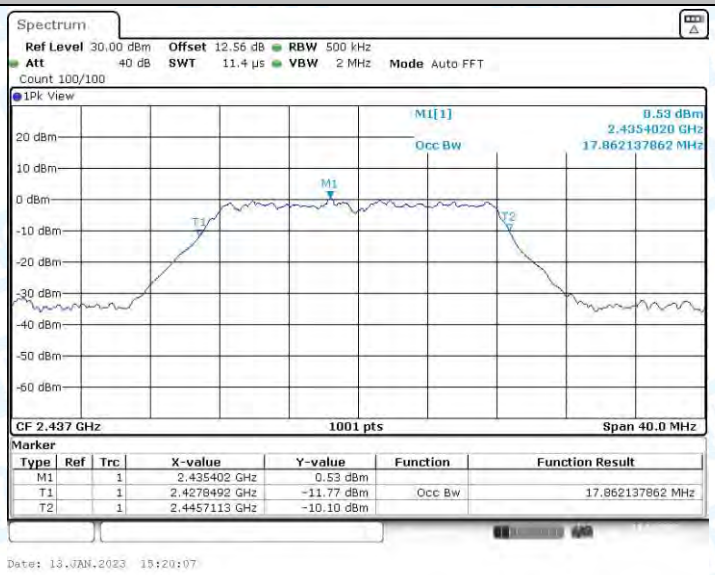

11G_Ant1_2462

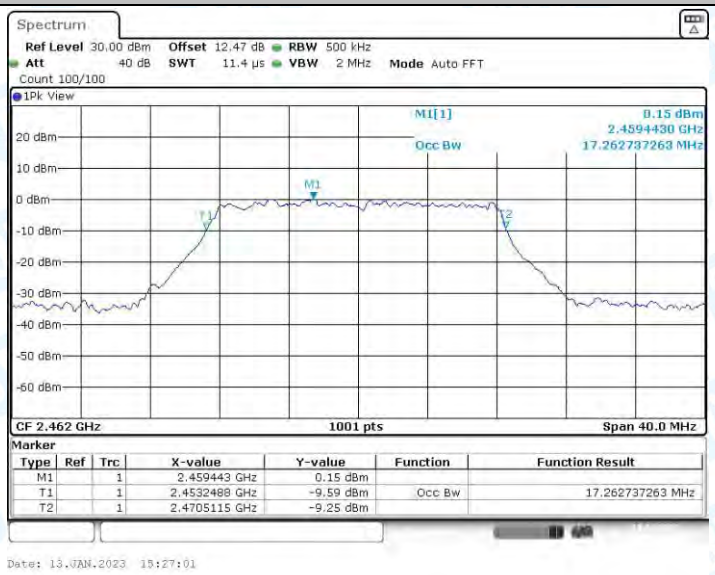

11N20SISO_Ant1_2412

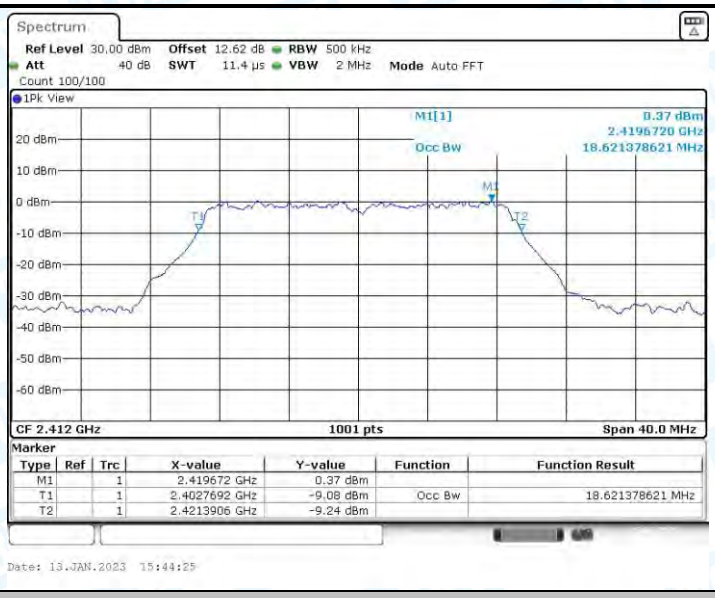

11N20SISO_Ant1_2437

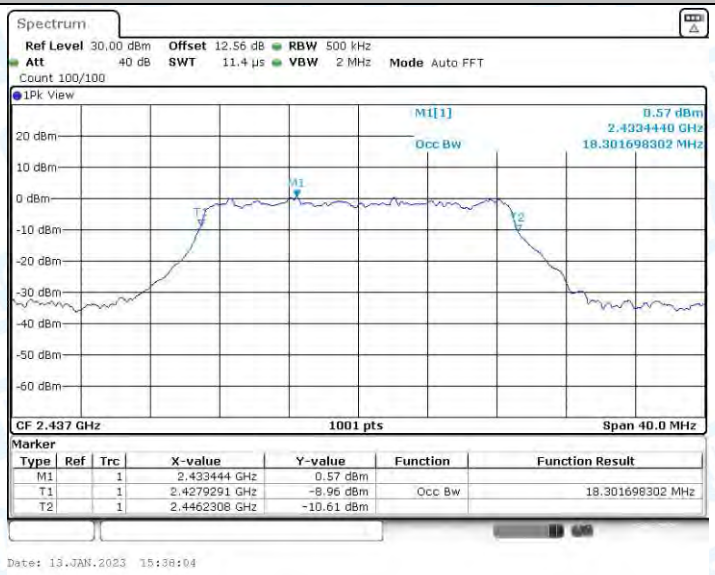

11N20SISO_Ant1_2462

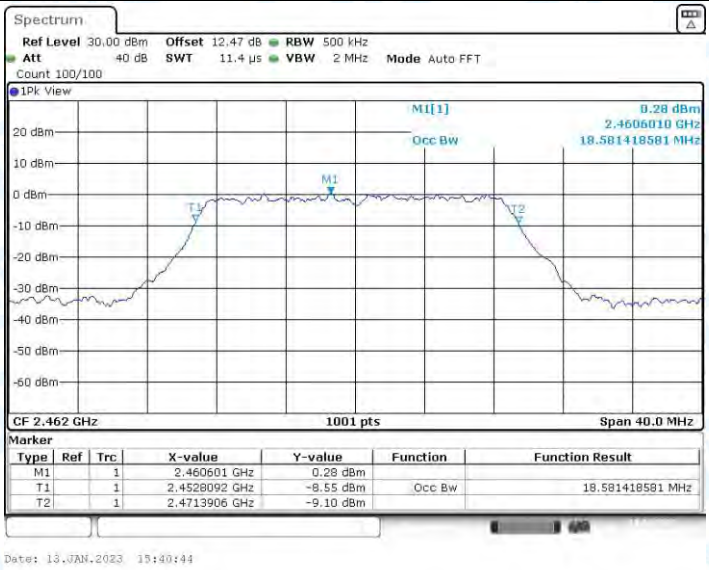

11N40SISO_Ant1_2422

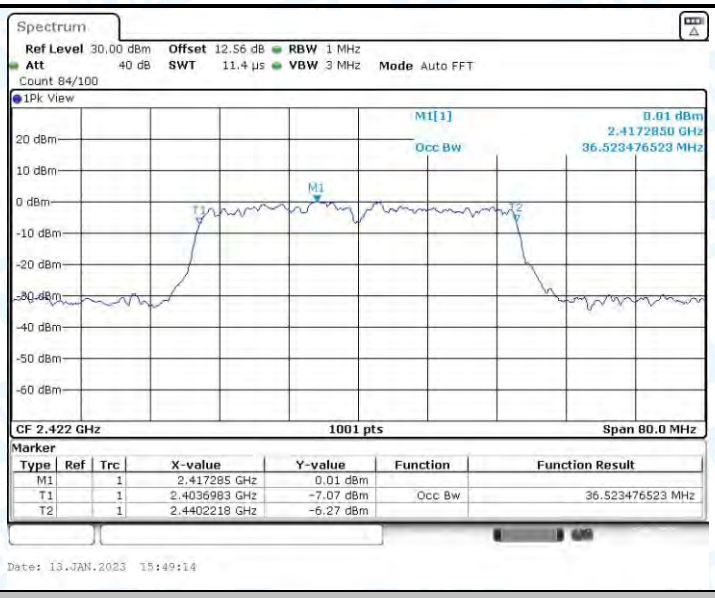

11N40SISO_Ant1_2437

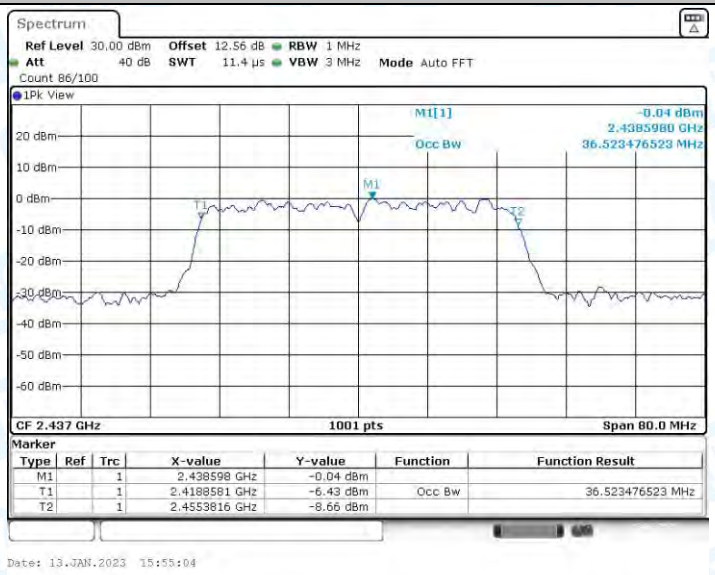

11N40SISO_Ant1_2452

3. Maximum conducted output power

3.1.Test Result

TestMode	Antenna	Channel	Result[dBm]	Limit[dBm]	Verdict
11B	Ant1	2412	8.10	≤30.00	PASS
		2437	8.60	≤30.00	PASS
		2462	9.69	≤30.00	PASS
11G	Ant1	2412	8.44	≤30.00	PASS
		2437	8.45	≤30.00	PASS
		2462	8.35	≤30.00	PASS
11N20SISO	Ant1	2412	8.68	≤30.00	PASS
		2437	8.64	≤30.00	PASS
		2462	8.75	≤30.00	PASS
11N40SISO	Ant1	2422	8.42	≤30.00	PASS
		2437	8.08	≤30.00	PASS
		2452	8.30	≤30.00	PASS

4. Maximum power spectral density

4.1.Test Result

TestMode	Antenna	Channel	Result[dBm/3-100kHz]	Limit[dBm/3kHz]	Verdict
11B	Ant1	2412	-23.46	≤8.00	PASS
		2437	-18.2	≤8.00	PASS
		2462	-19.86	≤8.00	PASS
11G	Ant1	2412	-22.54	≤8.00	PASS
		2437	-21.19	≤8.00	PASS
		2462	-21.98	≤8.00	PASS
11N20SISO	Ant1	2412	-22.31	≤8.00	PASS
		2437	-21.88	≤8.00	PASS
		2462	-21.82	≤8.00	PASS
11N40SISO	Ant1	2422	-22.64	≤8.00	PASS
		2437	-22.54	≤8.00	PASS
		2452	-22.18	≤8.00	PASS

4.2.Test Graphs

11B_Ant1_2412

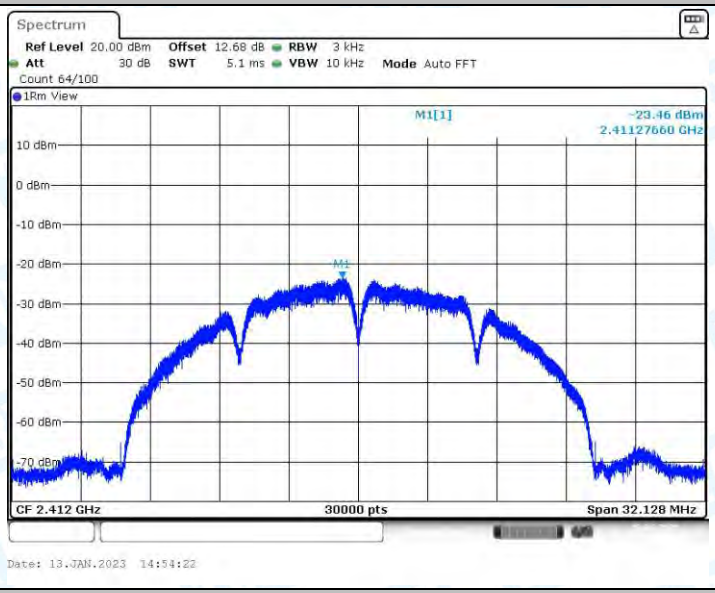

11B_Ant1_2437

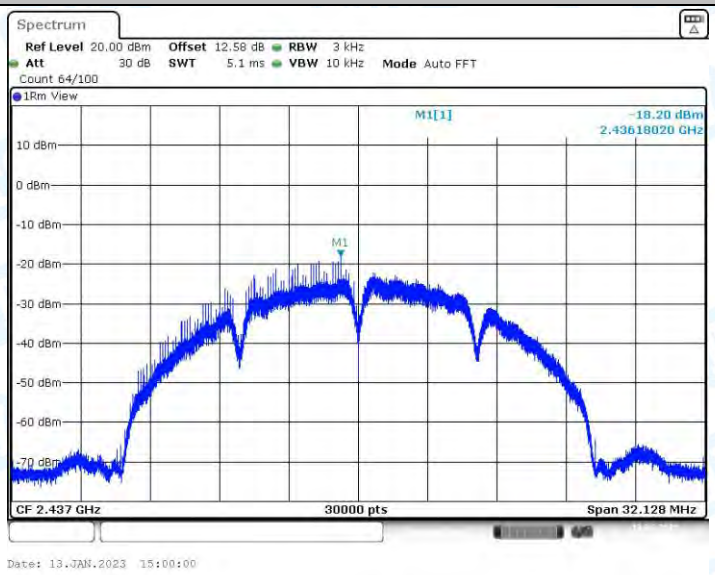

11B_Ant1_2462

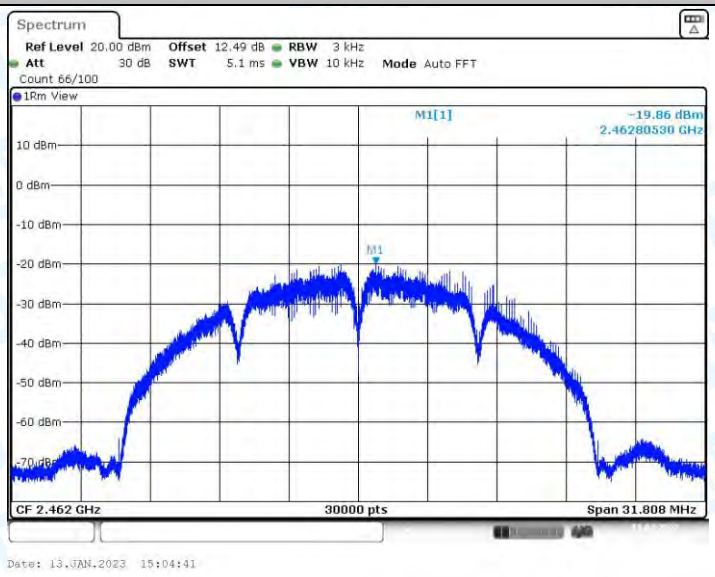

11G_Ant1_2412

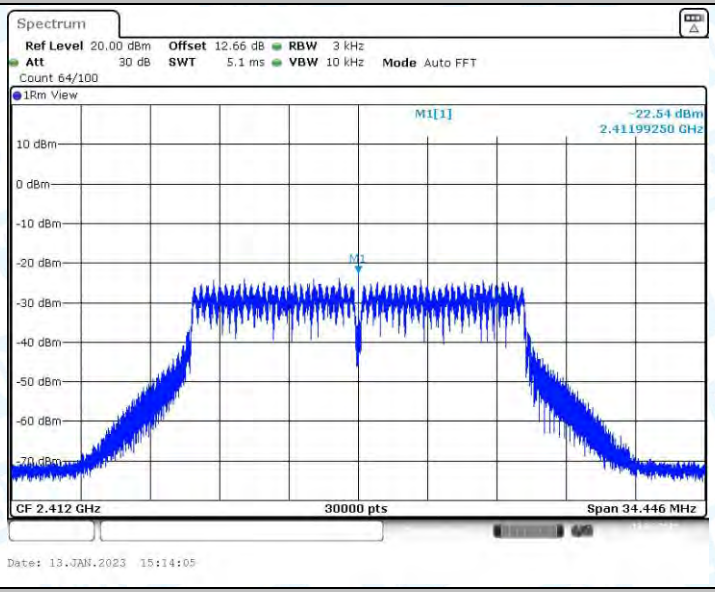

11G_Ant1_2437

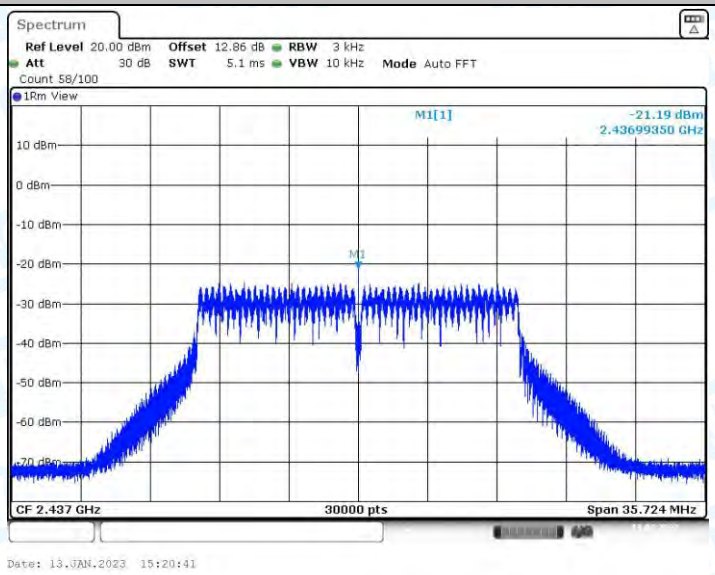

11G_Ant1_2462

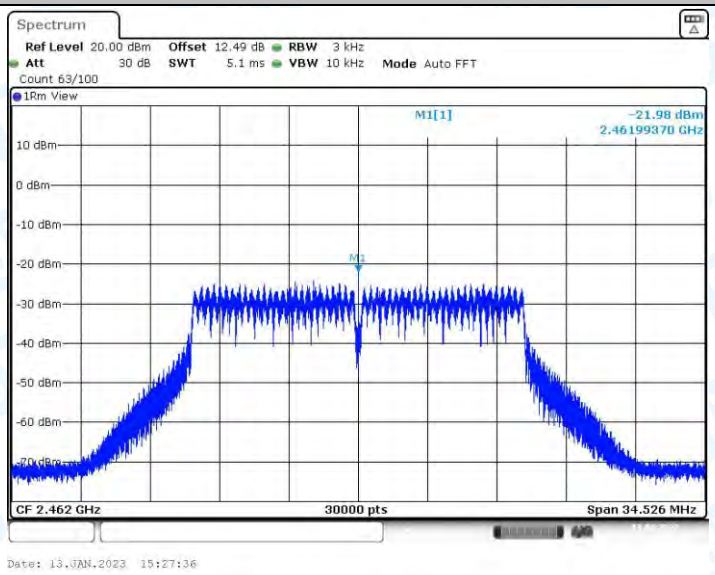

11N20SISO_Ant1_2412

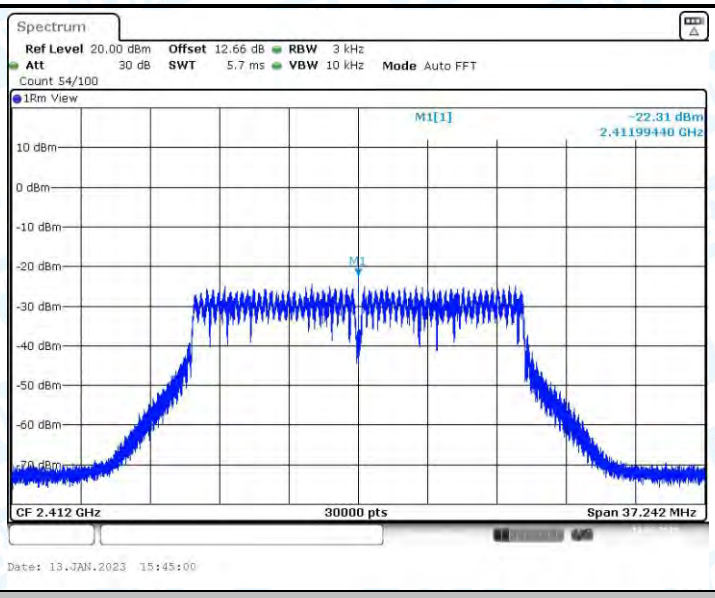

11N20SISO_Ant1_2437

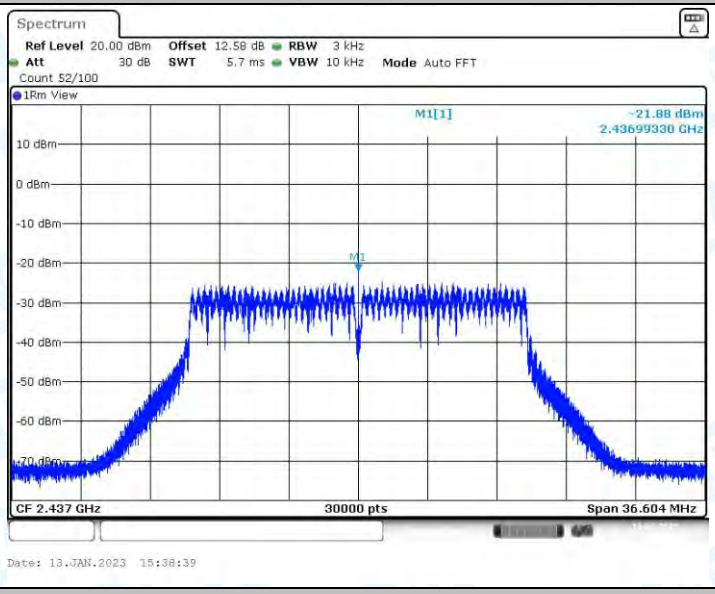

11N20SISO_Ant1_2462

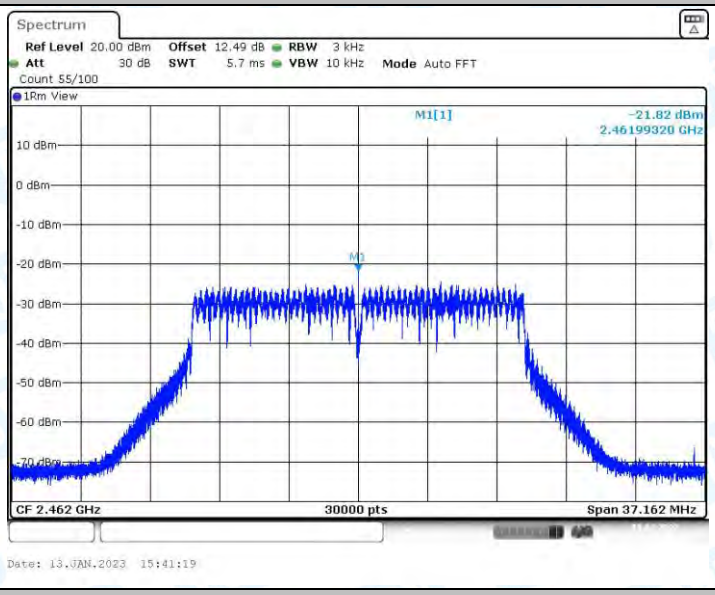

11N40SISO_Ant1_2422

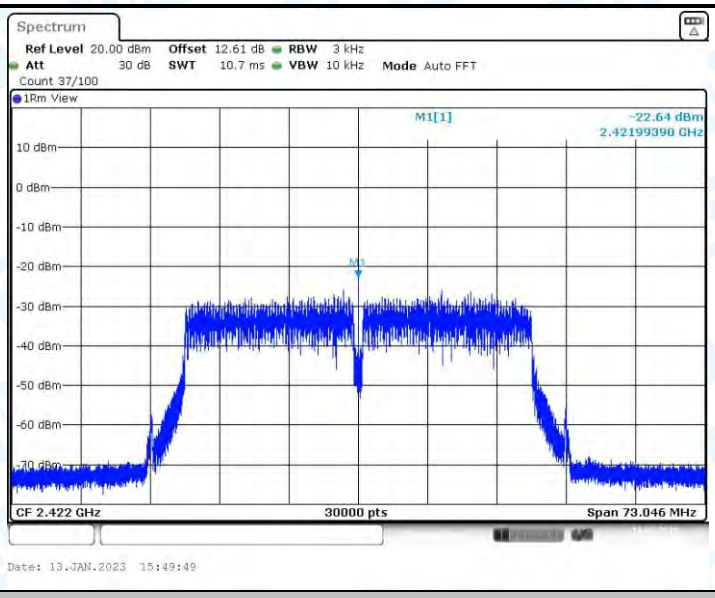

11N40SISO_Ant1_2437

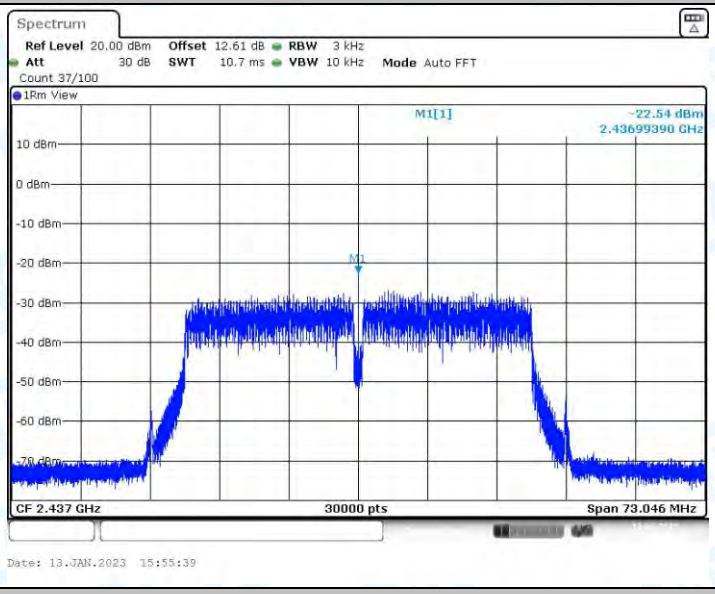

11N40SISO_Ant1_2452

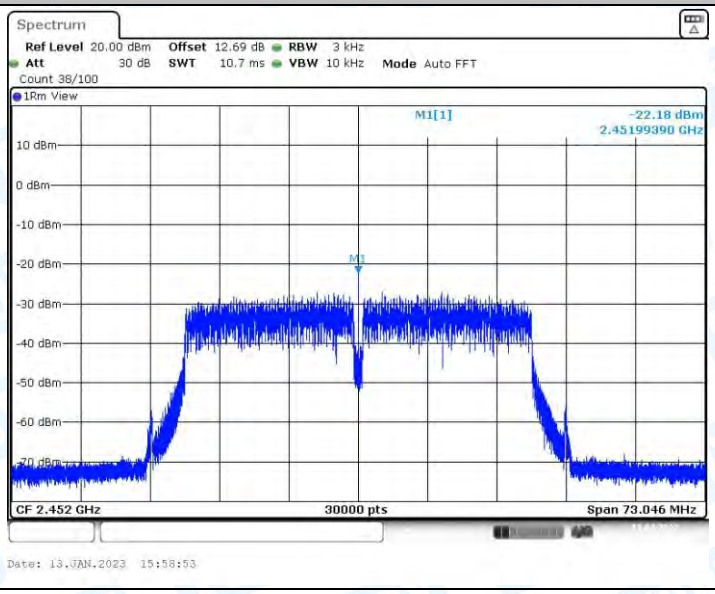

5. Band edge measurements

5.1.Test Result

TestMode	Antenna	ChName	Channel	RefLevel[dBm]	Result[dBm]	Limit[dBm]	Verdict
11B	Ant1	Low	2412	-2.74	-46.43	≤-32.74	PASS
		High	2462	-1.20	-45.98	≤-31.2	PASS
11G	Ant1	Low	2412	-6.73	-41.01	≤-36.73	PASS
		High	2462	-7.30	-45.96	≤-37.3	PASS
11N20SISO	Ant1	Low	2412	-3.33	-39.38	≤-33.33	PASS
		High	2462	-3.33	-45.53	≤-33.33	PASS
11N40SISO	Ant1	Low	2422	-7.56	-42.93	≤-37.56	PASS
		High	2452	-7.94	-45.92	≤-37.94	PASS

5.2.Test Graphs

11B_Ant1_Low_2412

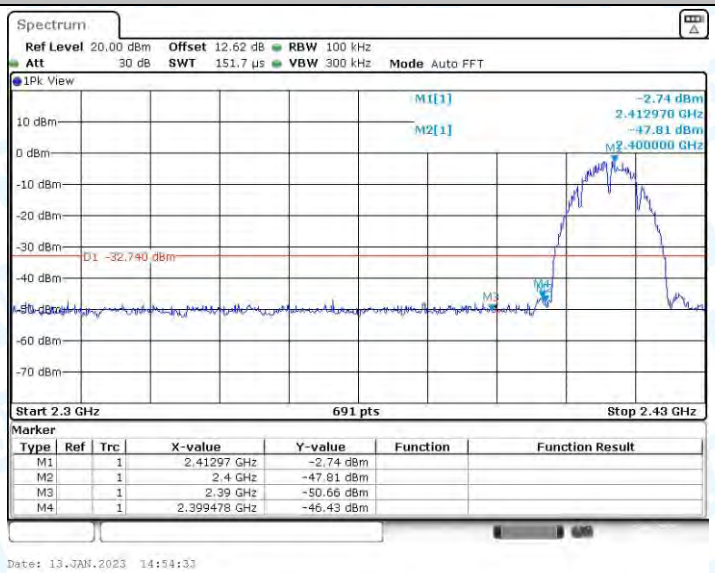

11B_Ant1_High_2462

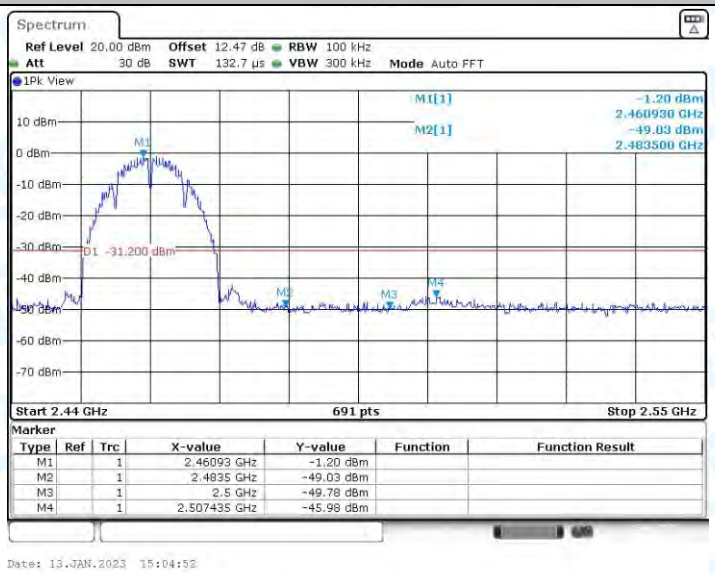

11G_Ant1_Low_2412

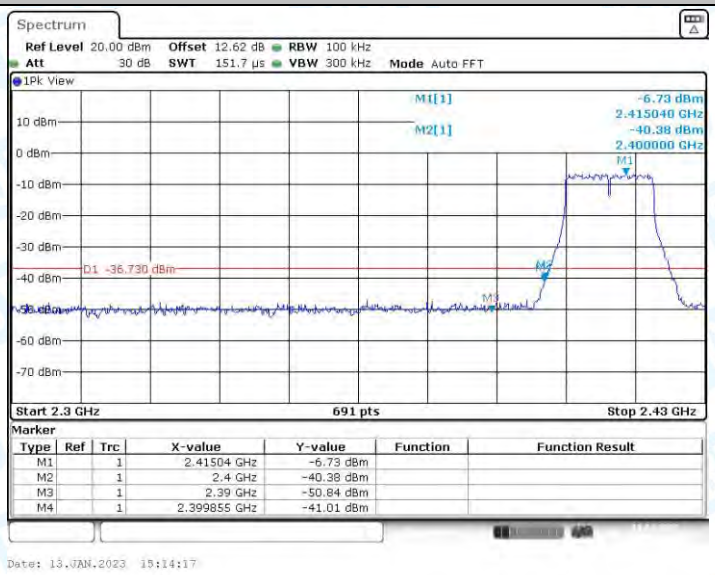

11G_Ant1_High_2462

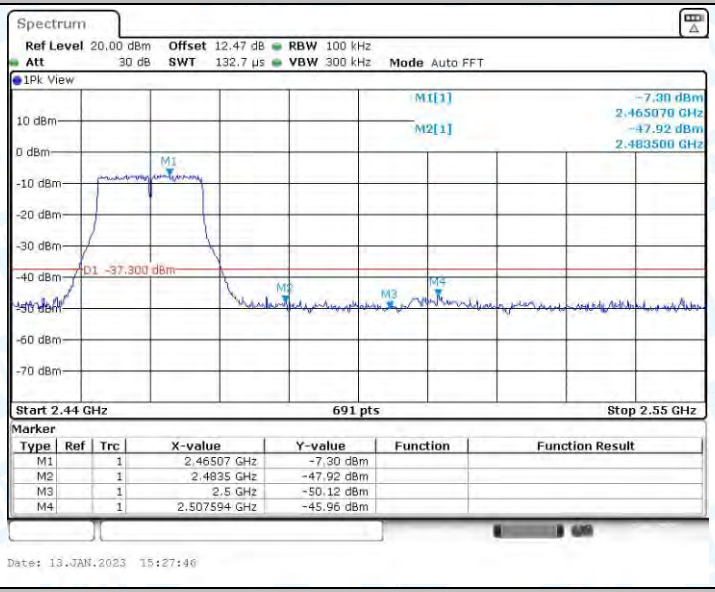

11N20SISO_Ant1_Low_2412

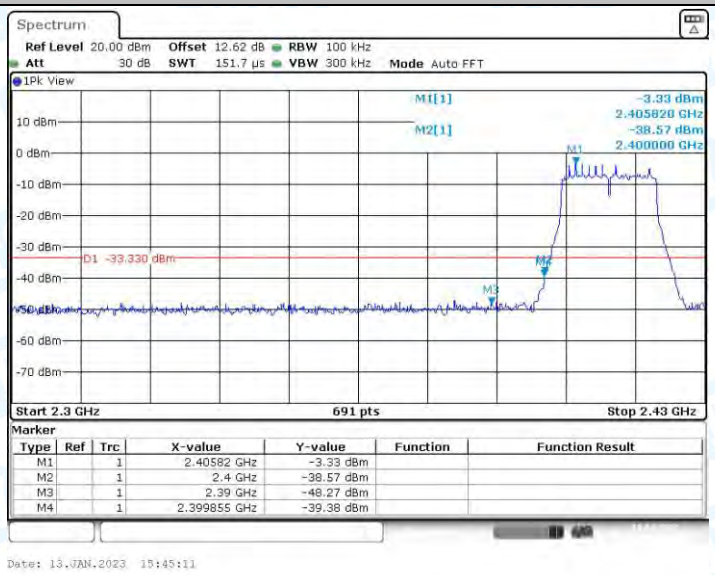

11N20SISO_Ant1_High_2462

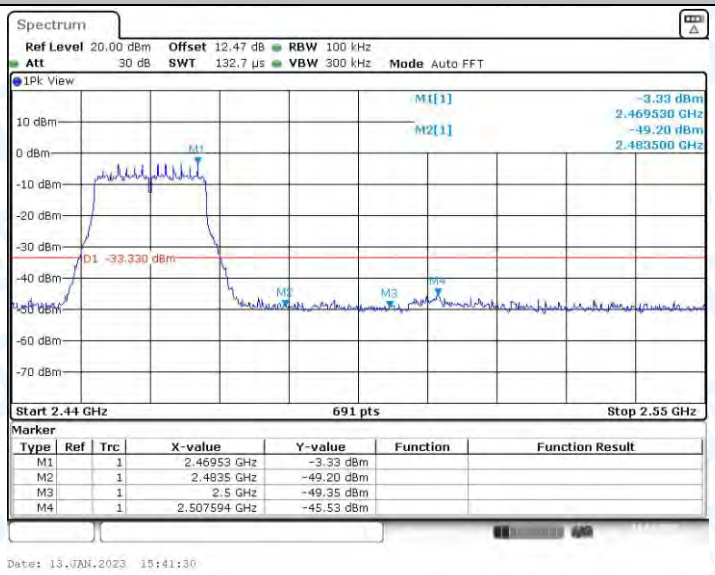

11N40SISO_Ant1_Low_2422

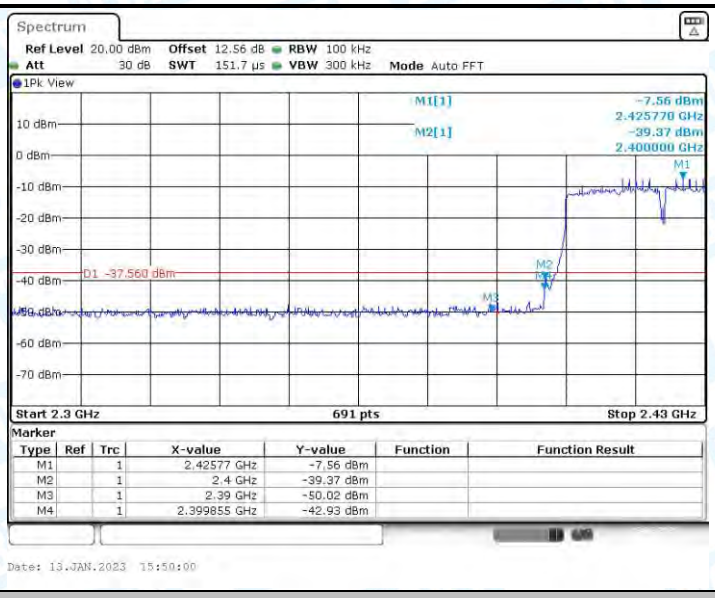

11N40SISO_Ant1_High_2452

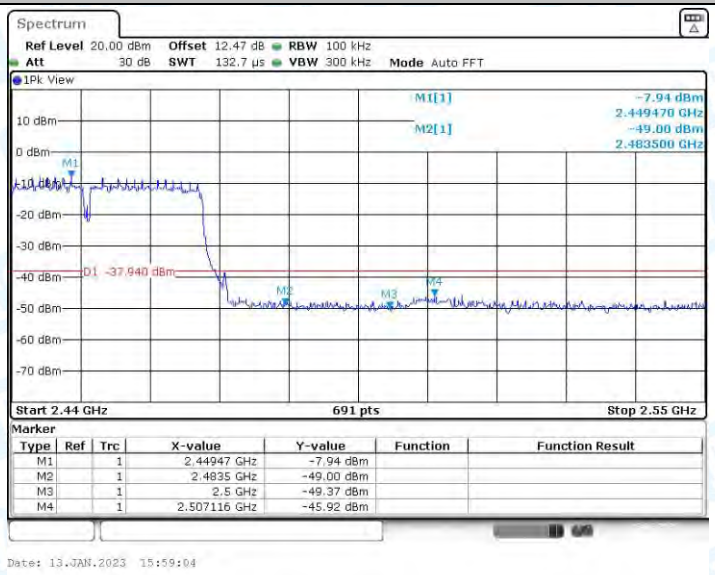

6. Conducted Spurious Emission

6.1.Test Result

TestMode	Antenna	Channel	FreqRange [Mhz]	RefLevel [dBm]	Result [dBm]	Limit [dBm]	Verdict
11B	Ant1	2412	Reference	-2.58	-2.58	---	PASS
			30~1000	-2.58	-57.43	≤-32.58	PASS
			1000~26500	-2.58	-47.76	≤-32.58	PASS
		2437	Reference	-1.52	-1.52	---	PASS
			30~1000	-1.52	-58.04	≤-31.52	PASS
			1000~26500	-1.52	-48.12	≤-31.52	PASS
		2462	Reference	-0.55	-0.55	---	PASS
			30~1000	-0.55	-56.23	≤-30.55	PASS
			1000~26500	-0.55	-48.49	≤-30.55	PASS
11G	Ant1	2412	Reference	-3.50	-3.50	---	PASS
			30~1000	-3.50	-57.23	≤-33.5	PASS
			1000~26500	-3.50	-48.84	≤-33.5	PASS
		2437	Reference	-4.32	-4.32	---	PASS
			30~1000	-4.32	-58.02	≤-34.32	PASS
			1000~26500	-4.32	-48.53	≤-34.32	PASS
		2462	Reference	-4.95	-4.95	---	PASS
			30~1000	-4.95	-56.84	≤-34.95	PASS
			1000~26500	-4.95	-48.53	≤-34.95	PASS
11N20SISO	Ant1	2412	Reference	-5.42	-5.42	---	PASS
			30~1000	-5.42	-57.78	≤-35.42	PASS
			1000~26500	-5.42	-48.33	≤-35.42	PASS
		2437	Reference	-3.43	-3.43	---	PASS
			30~1000	-3.43	-56.98	≤-33.43	PASS
			1000~26500	-3.43	-48.62	≤-33.43	PASS
		2462	Reference	-4.61	-4.61	---	PASS
			30~1000	-4.61	-57.65	≤-34.61	PASS
			1000~26500	-4.61	-47.93	≤-34.61	PASS
11N40SISO	Ant1	2422	Reference	-6.78	-6.78	---	PASS
			30~1000	-6.78	-57.55	≤-36.78	PASS
			1000~26500	-6.78	-48.47	≤-36.78	PASS
		2437	Reference	-7.14	-7.14	---	PASS
			30~1000	-7.14	-57.82	≤-37.14	PASS
			1000~26500	-7.14	-48.89	≤-37.14	PASS
		2452	Reference	-7.00	-7.00	---	PASS
			30~1000	-7.00	-57.38	≤-37	PASS
			1000~26500	-7.00	-48.71	≤-37	PASS

6.2.Test Graphs

11B_Ant1_2412_0~Reference

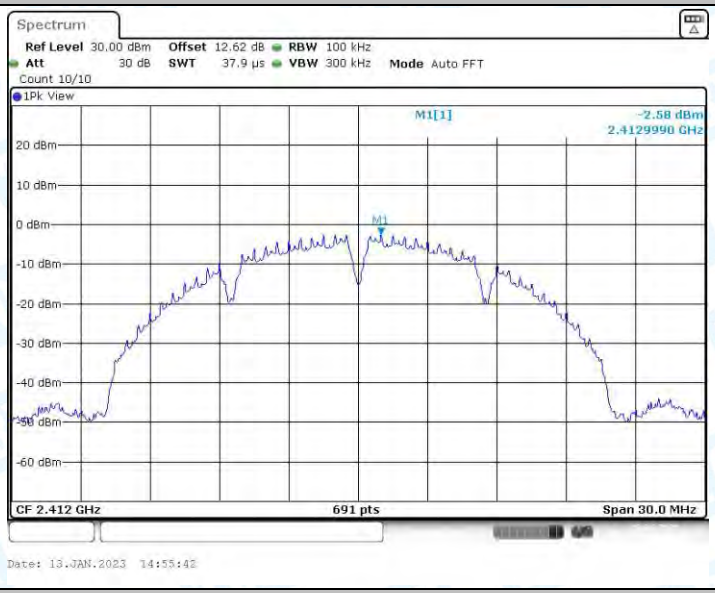

11B_Ant1_2412_30~1000

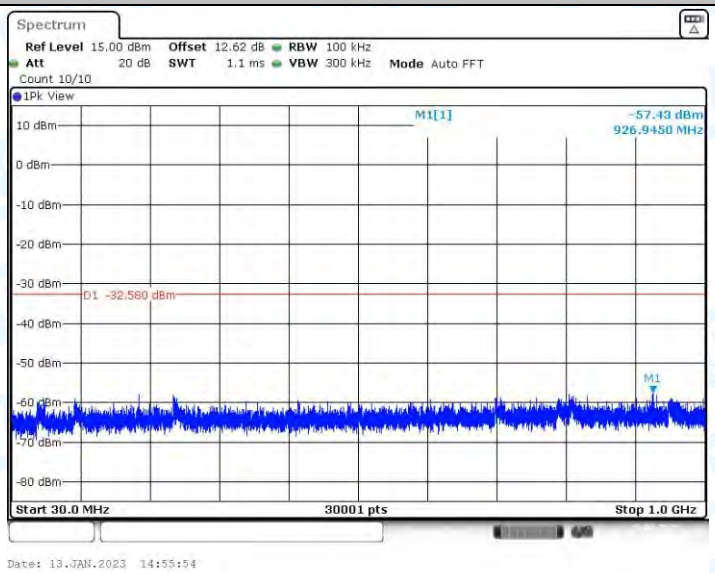

11B_Ant1_2412_1000~26500

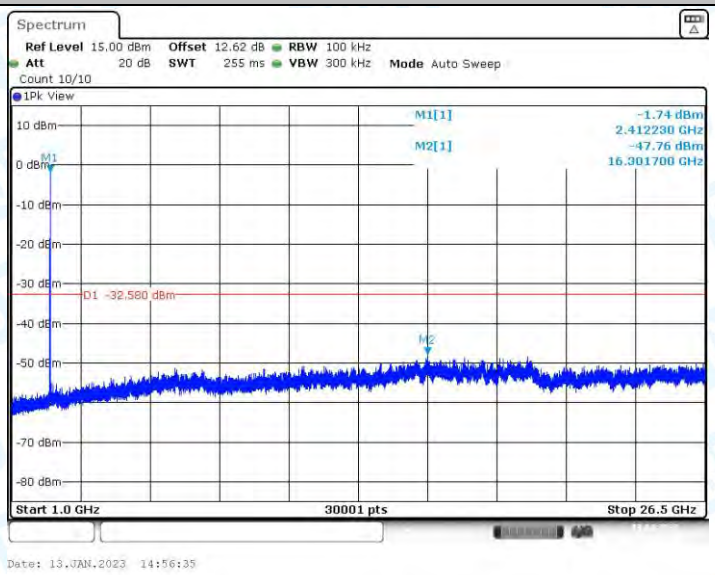

11B_Ant1_2437_0~Reference

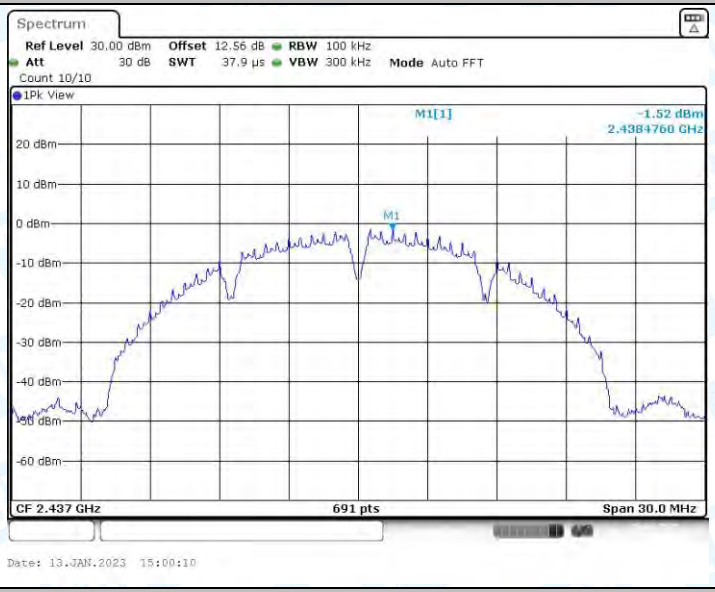

11B_Ant1_2437_30~1000

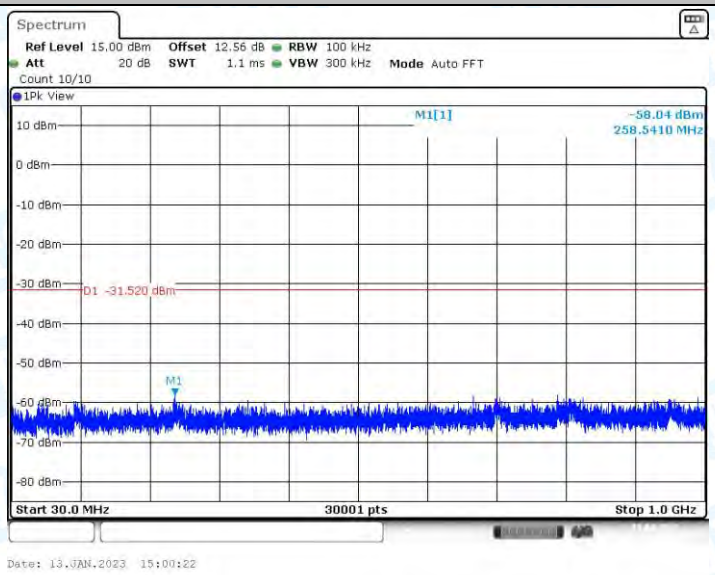

11B_Ant1_2437_1000~26500

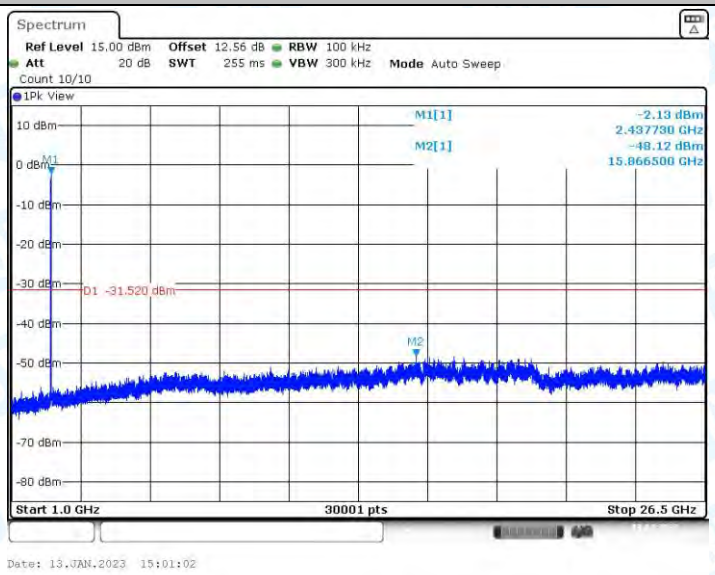

11B_Ant1_2462_0~Reference

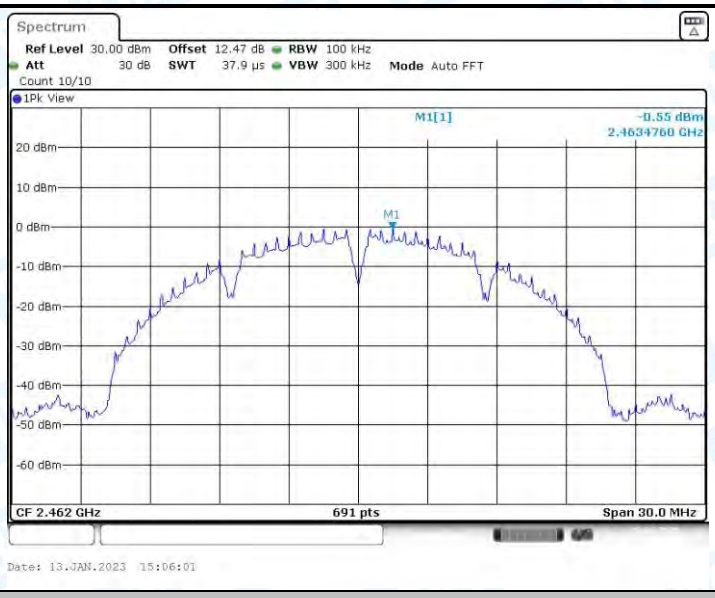

11B_Ant1_2462_30~1000

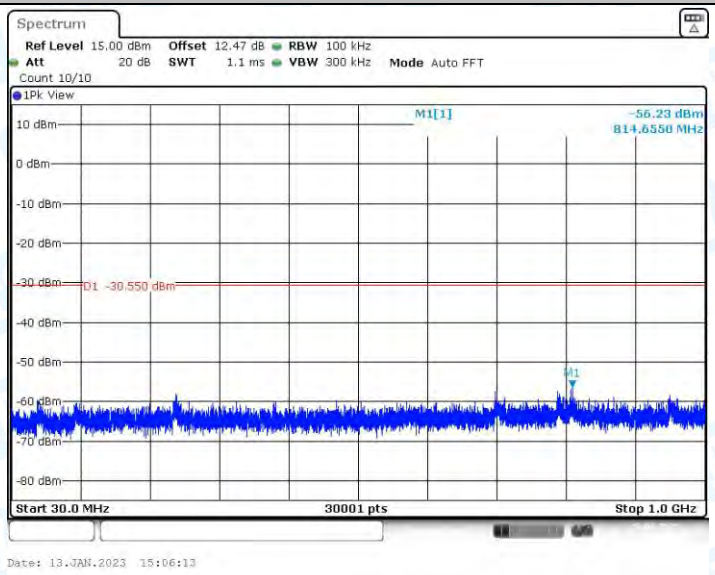

11B_Ant1_2462_1000~26500

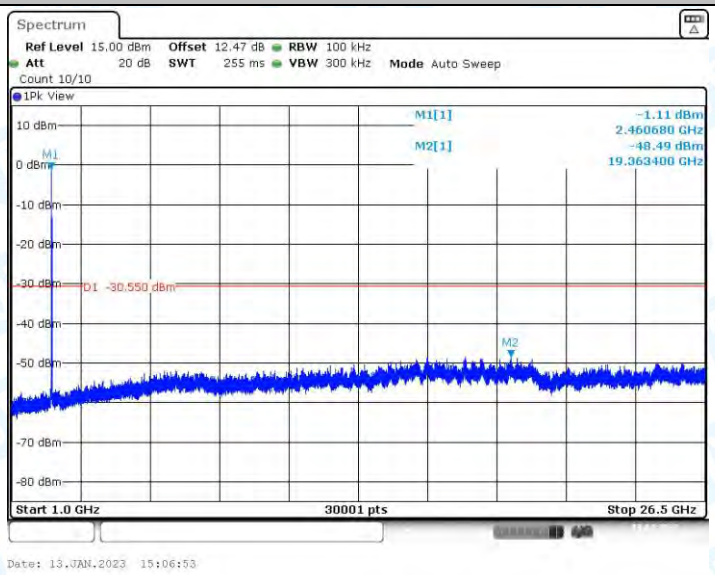

11G_Ant1_2412_0~Reference

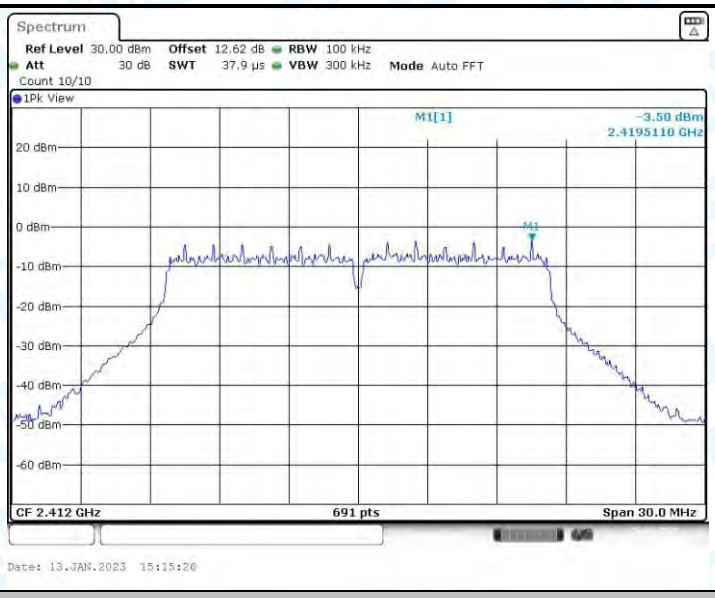

11G_Ant1_2412_30~1000

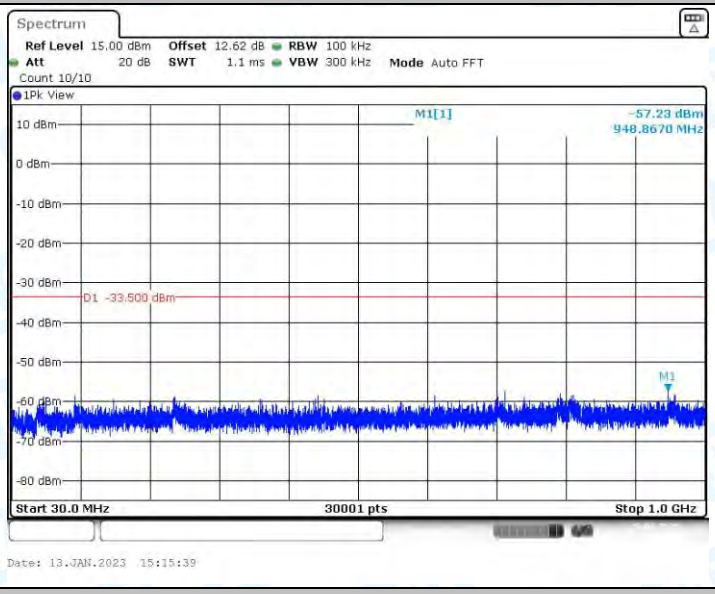

11G_Ant1_2412_1000~26500

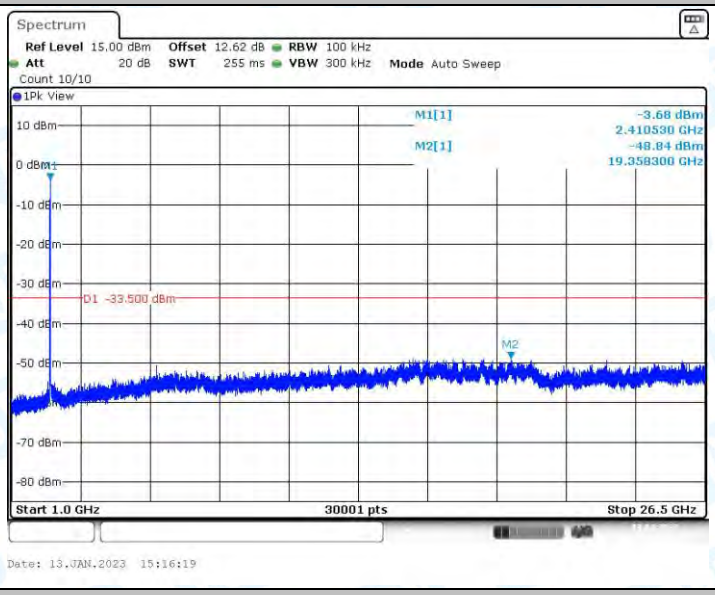

11G_Ant1_2437_0~Reference

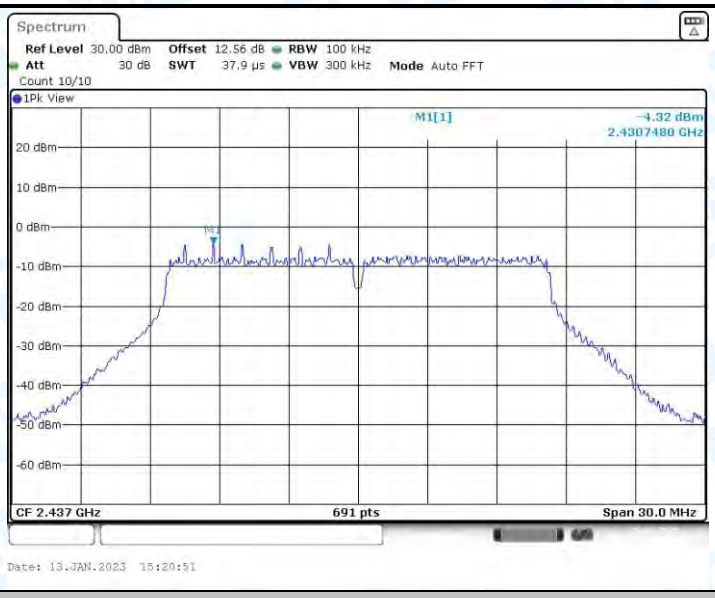

11G_Ant1_2437_30~1000

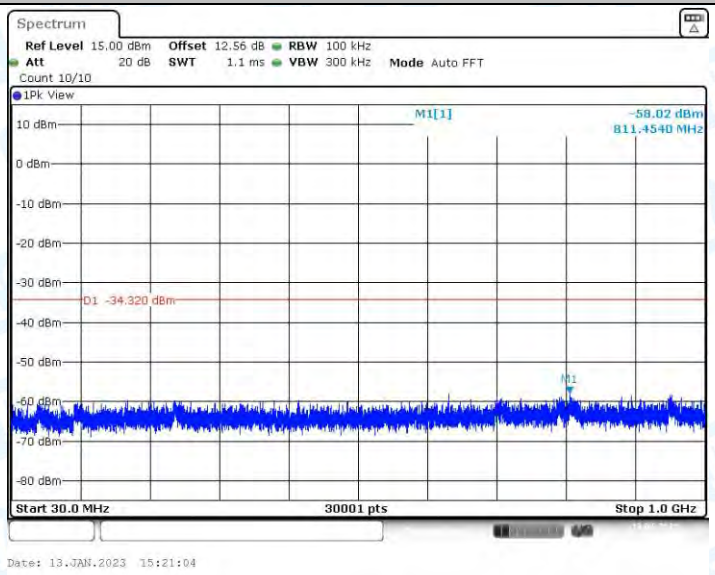

11G_Ant1_2437_1000~26500

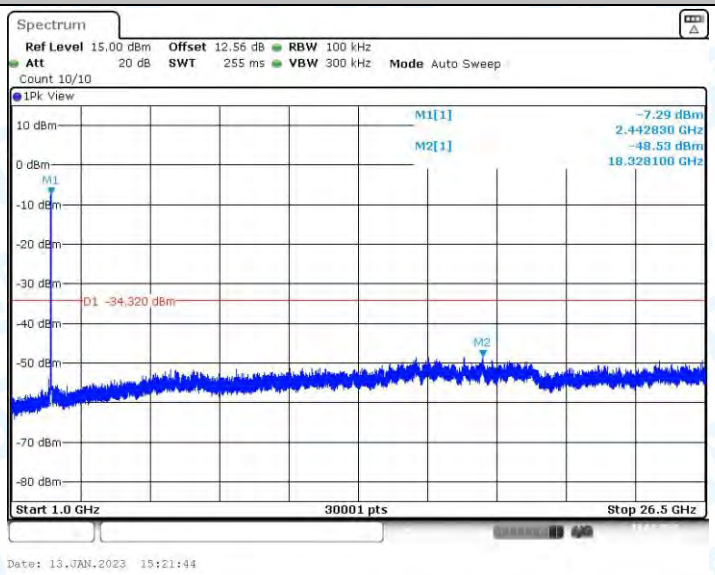

11G_Ant1_2462_0~Reference

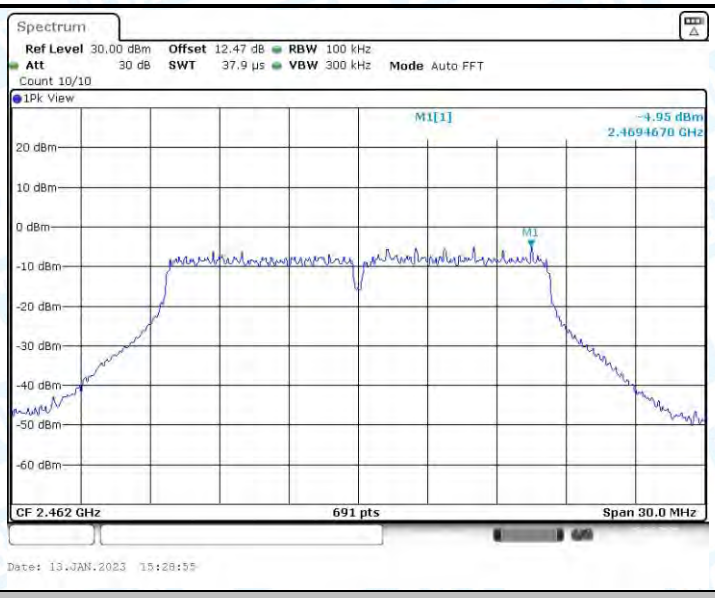

11G_Ant1_2462_30~1000

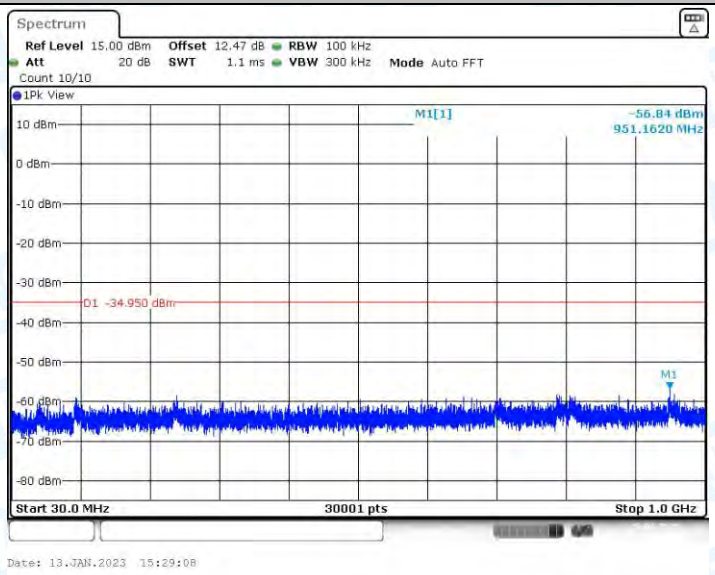

11G_Ant1_2462_1000~26500

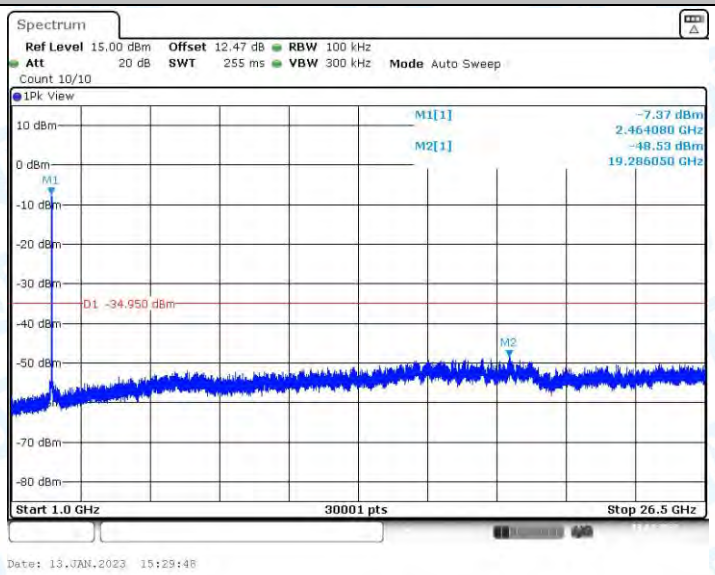

11N20SISO_Ant1_2412_0~Reference

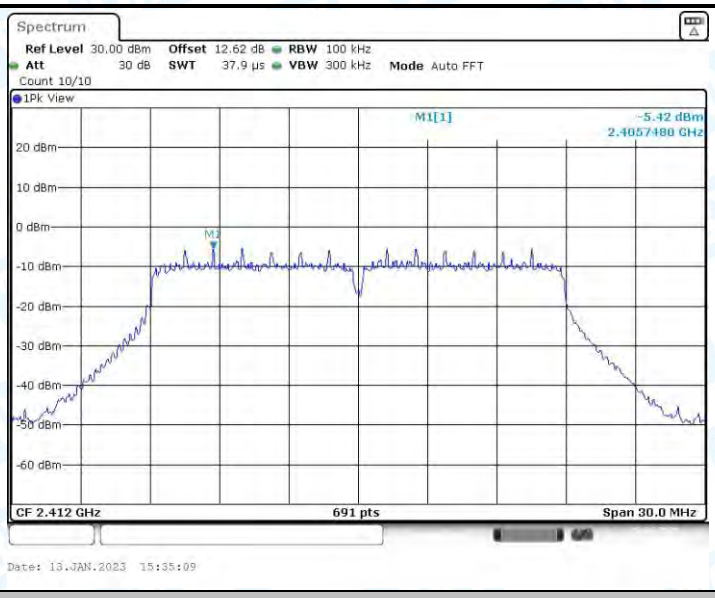

11N20SISO_Ant1_2412_30~1000

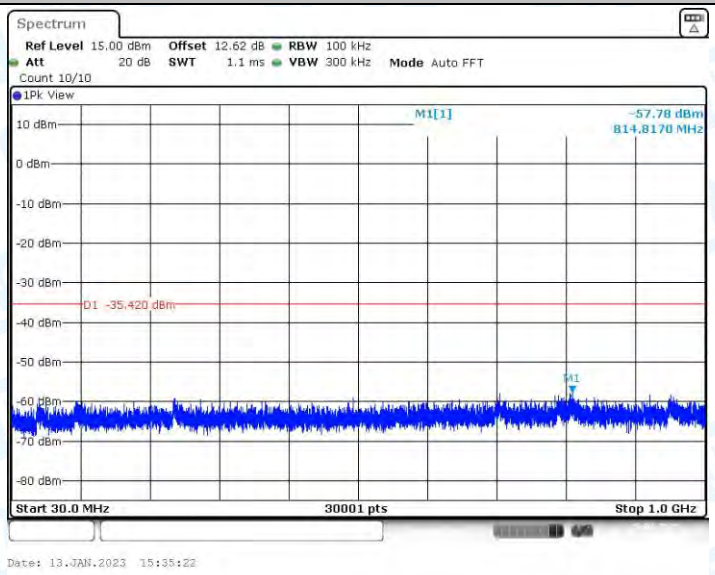

11N20SISO_Ant1_2412_1000~26500

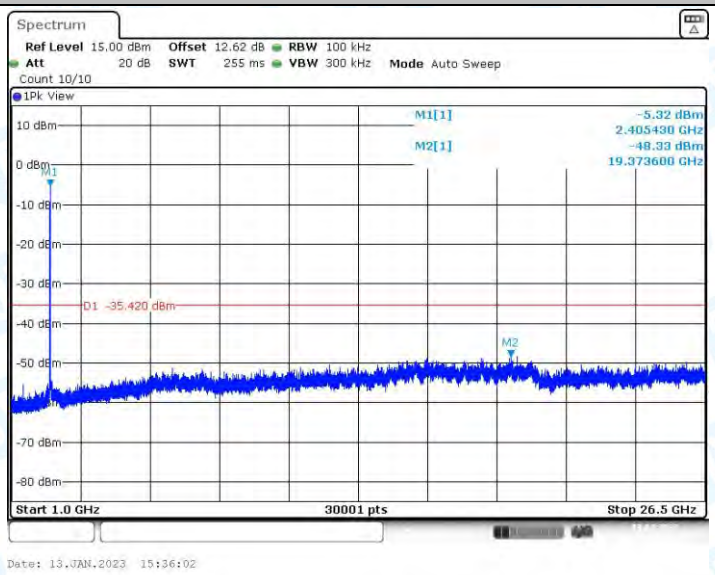

11N20SISO_Ant1_2437_0~Reference

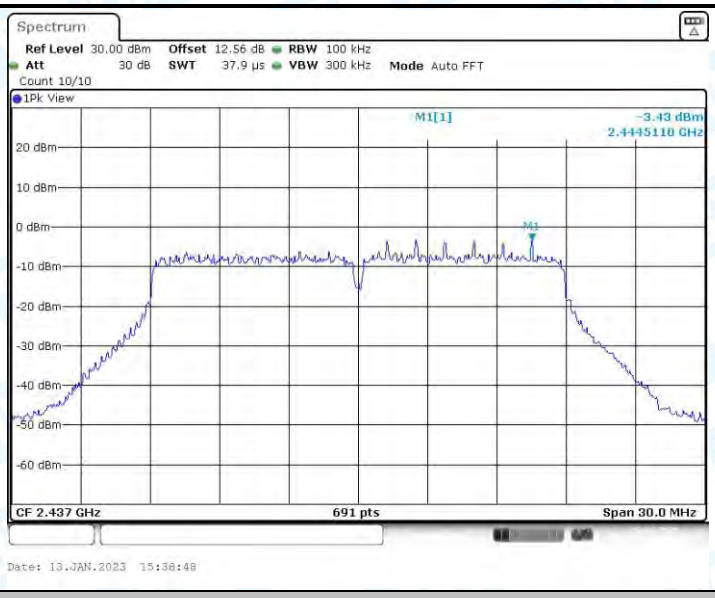

11N20SISO_Ant1_2437_30~1000

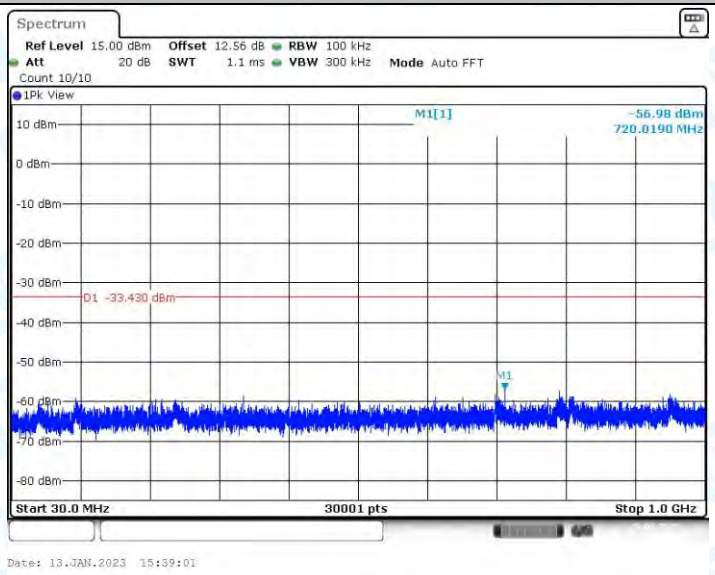

11N20SISO_Ant1_2437_1000~26500

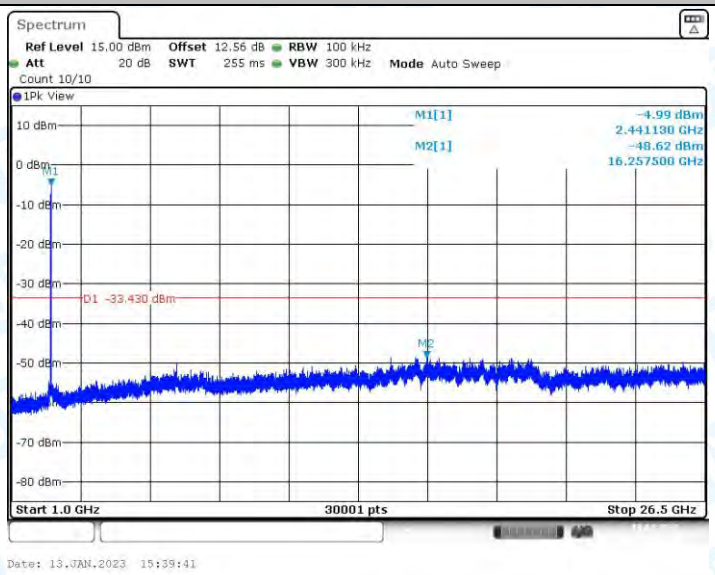

11N20SISO_Ant1_2462_0~Reference

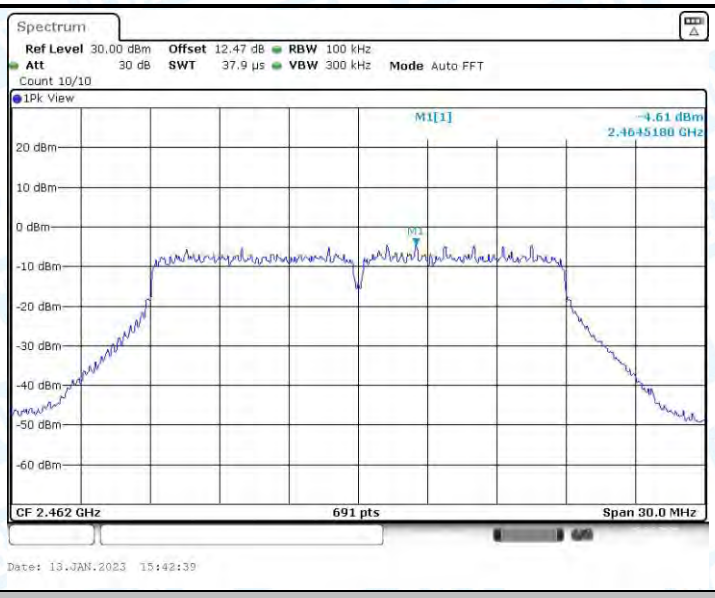

11N20SISO_Ant1_2462_30~1000

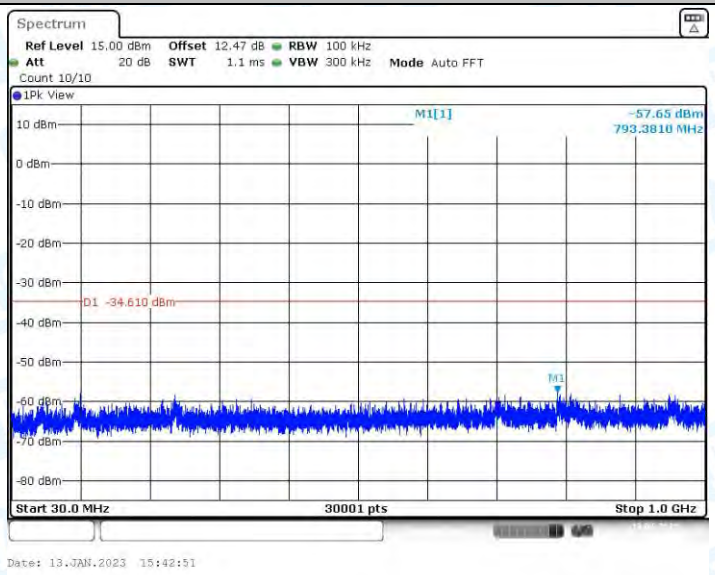

11N20SISO_Ant1_2462_1000~26500

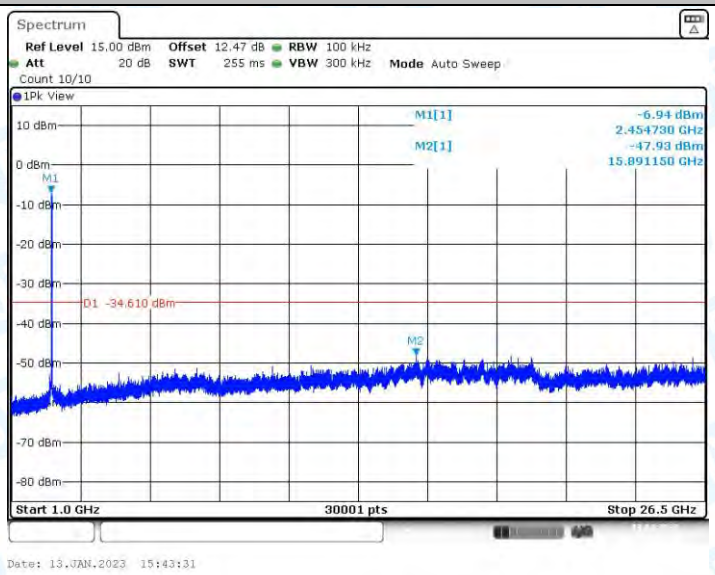

11N40SISO_Ant1_2422_0~Reference

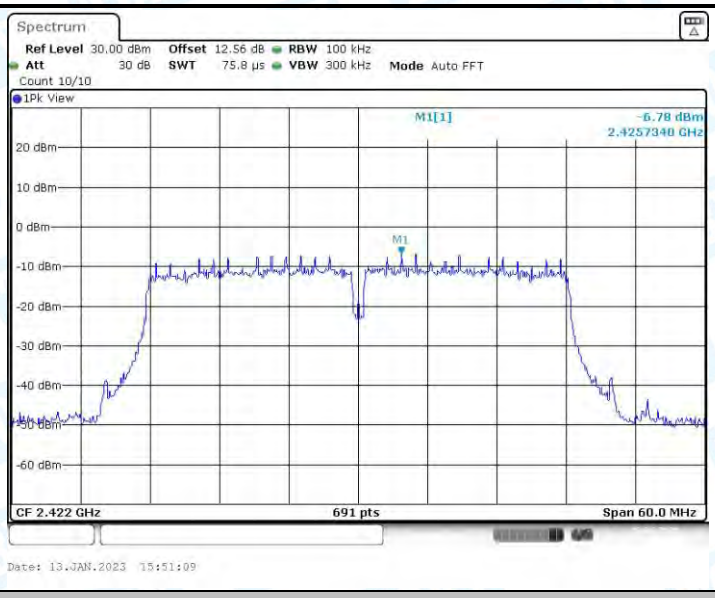

11N40SISO_Ant1_2422_30~1000

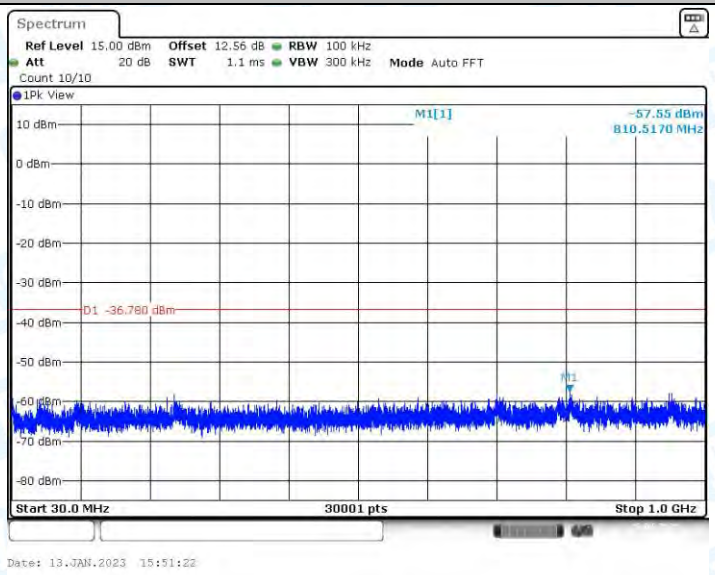

11N40SISO_Ant1_2422_1000~26500

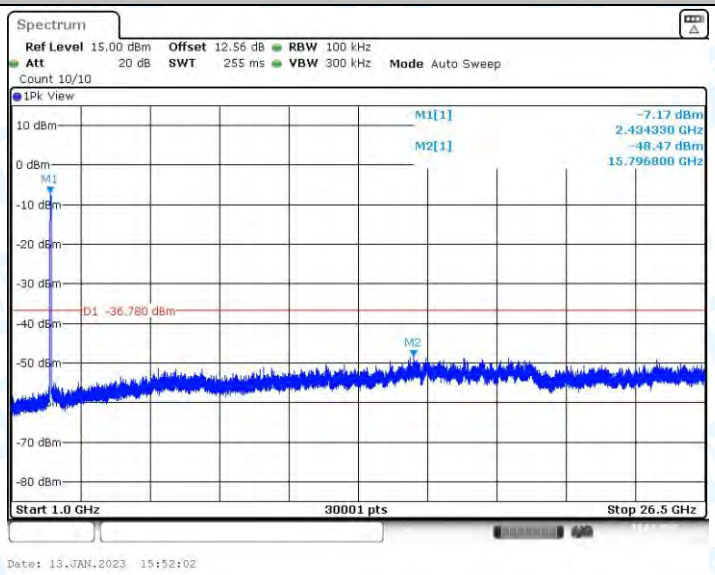

11N40SISO_Ant1_2437_0~Reference

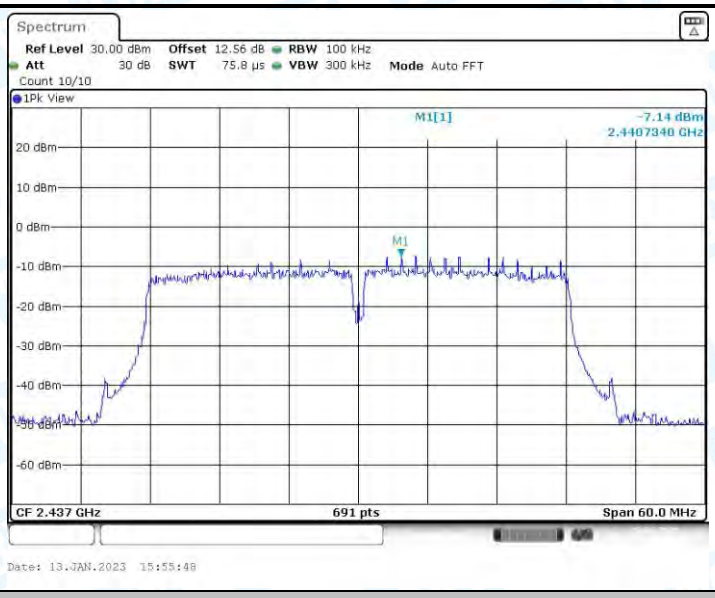

11N40SISO_Ant1_2437_30~1000

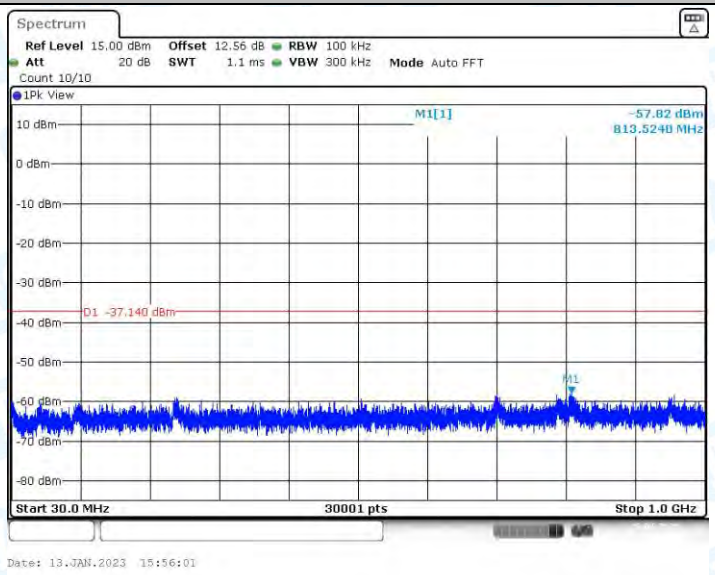

11N40SISO_Ant1_2437_1000~26500

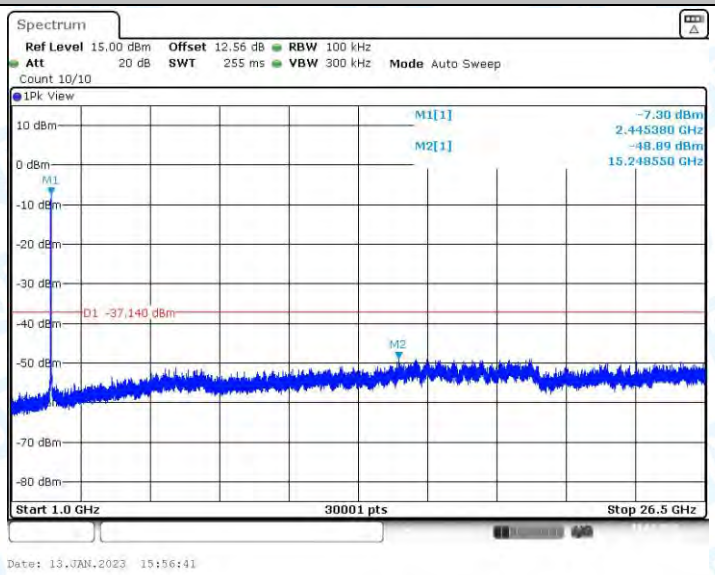

11N40SISO_Ant1_2452_0~Reference

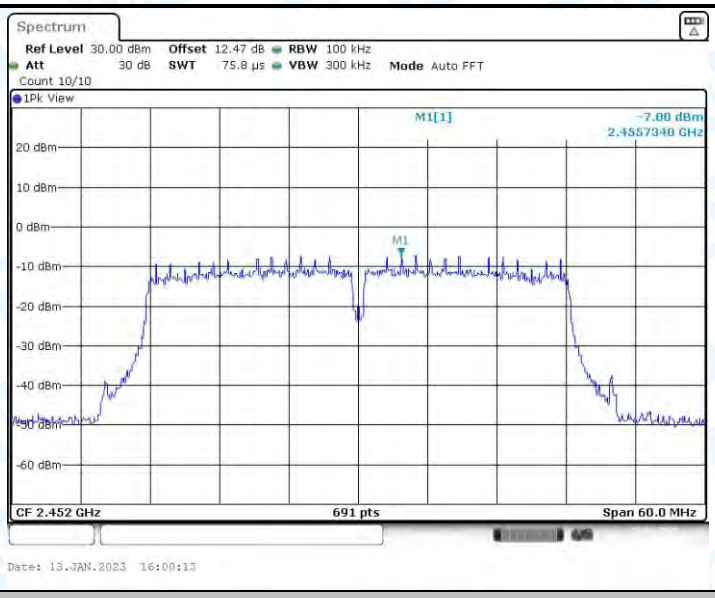

11N40SISO_Ant1_2452_30~1000

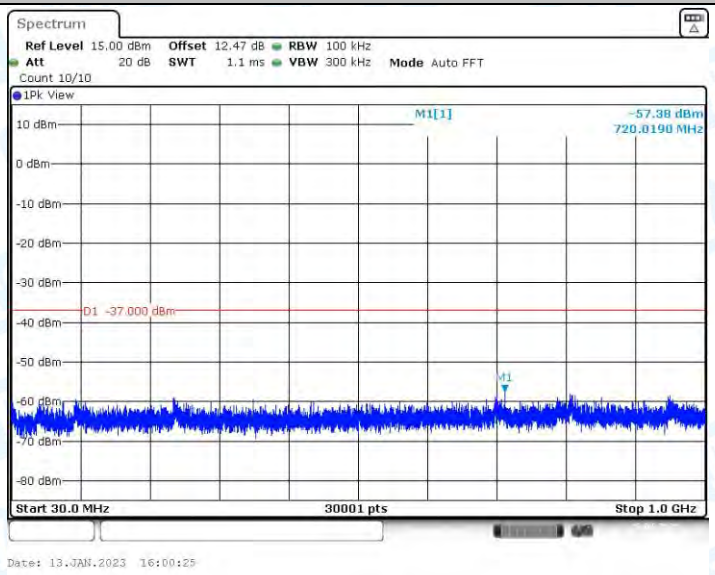

11N40SISO_Ant1_2452_1000~26500

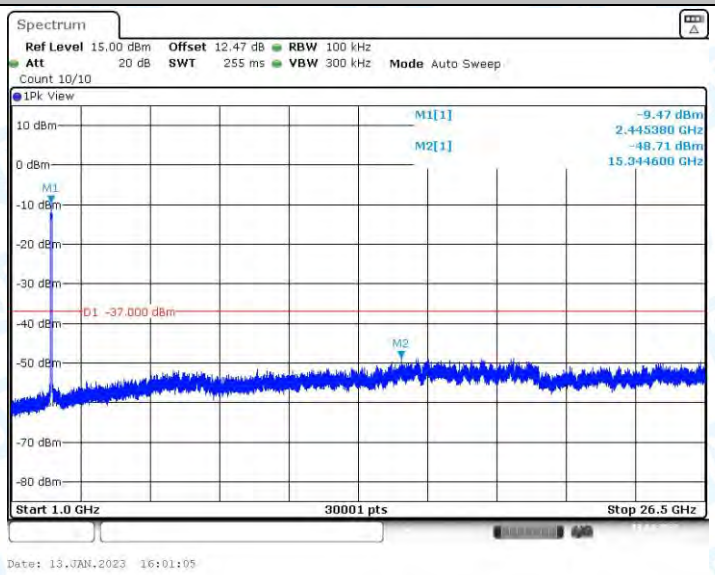

7. Duty Cycle

7.1.Test Result

TestMode	Antenna	Channel	Transmission Duration [ms]	Transmission Period [ms]	Duty Cycle [%]	1/T [kHz]	Verdict
11B	Ant1	2412	12.42	12.58	98.73	0.081	---
		2437	12.43	12.49	99.52	0.080	---
		2462	12.43	12.48	99.60	0.080	---
11G	Ant1	2412	2.06	2.08	99.04	0.485	---
		2437	2.07	2.22	93.24	0.183	---
		2462	2.06	2.07	99.52	0.485	---
11N20SISO	Ant1	2412	1.92	1.94	98.97	0.521	---
		2437	1.92	1.93	99.48	0.521	---
		2462	1.92	1.93	99.48	0.521	---
11N40SISO	Ant1	2422	0.95	0.96	98.96	1.053	---
		2437	0.95	0.96	98.96	1.053	---
		2452	0.95	1.00	95.00	1.053	---

7.2.Test Graphs

11B_Ant1_2412

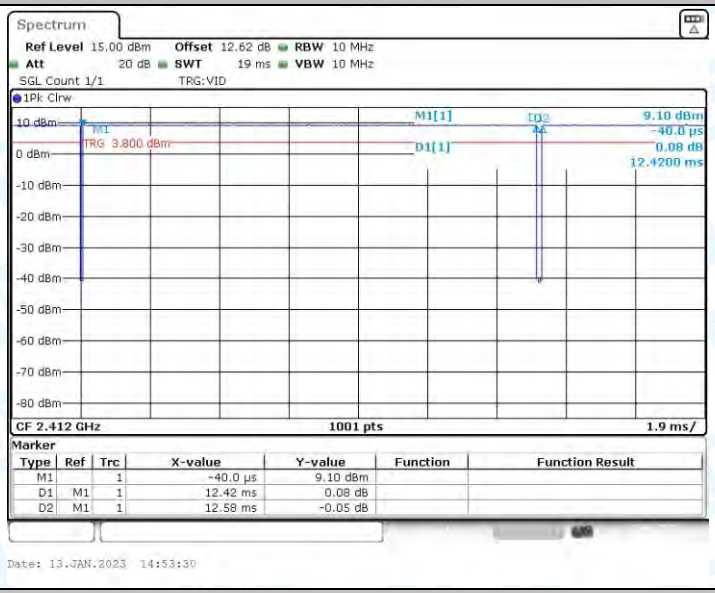

11B_Ant1_2437

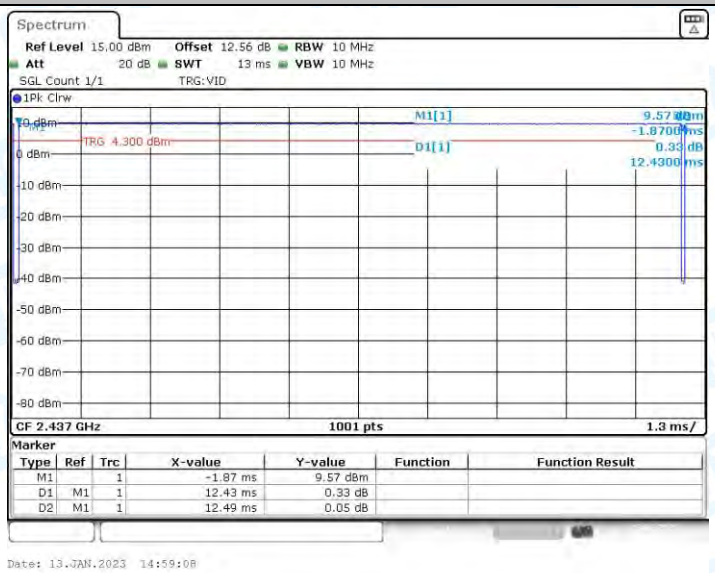

11B_Ant1_2462

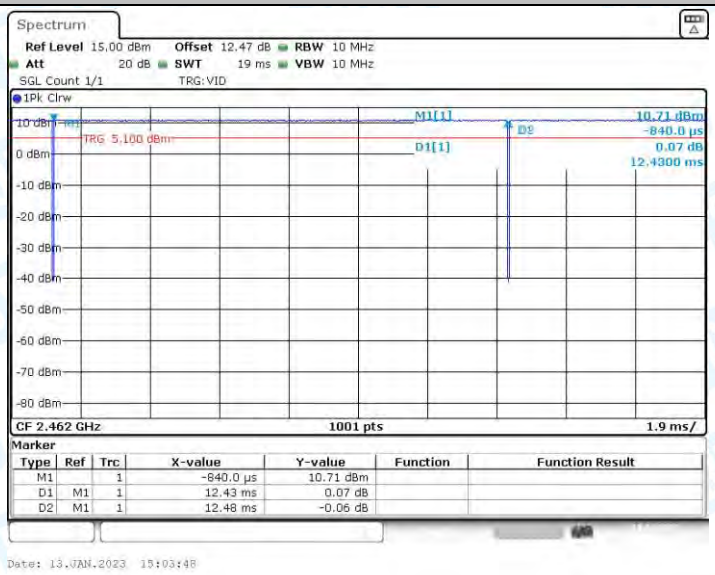

11G_Ant1_2412

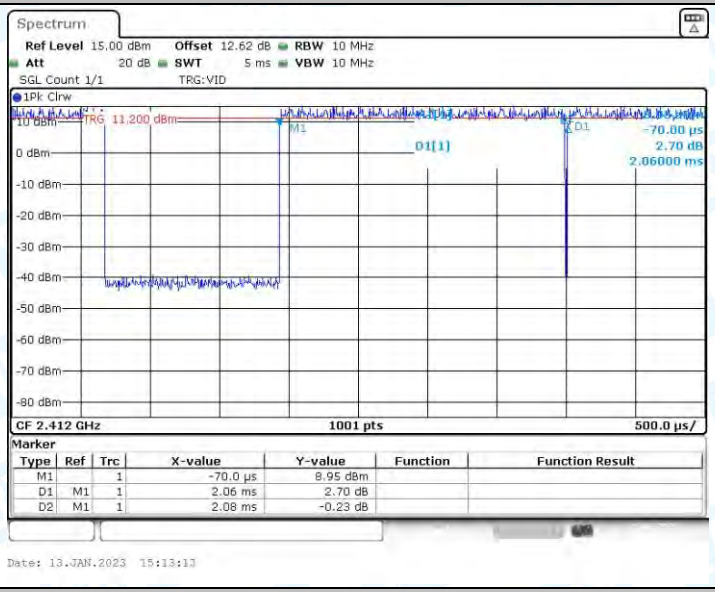

11G_Ant1_2437

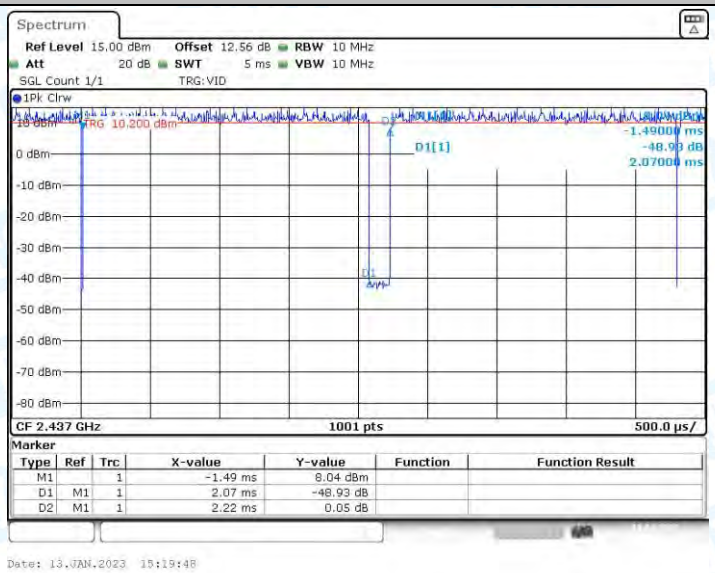

11G_Ant1_2462

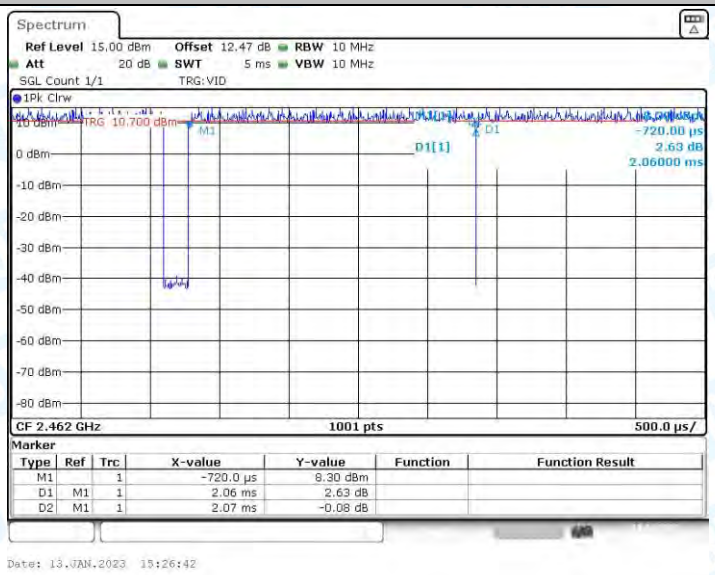

11N20SISO_Ant1_2412

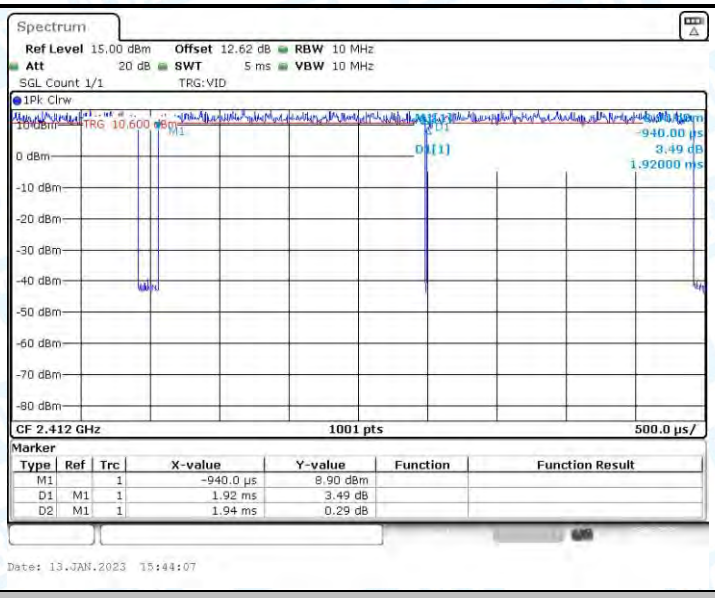

11N20SISO_Ant1_2437

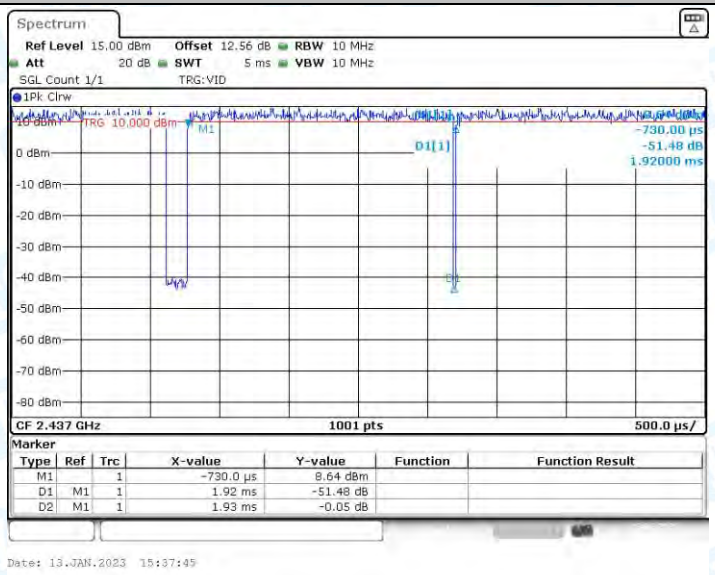

11N20SISO_Ant1_2462

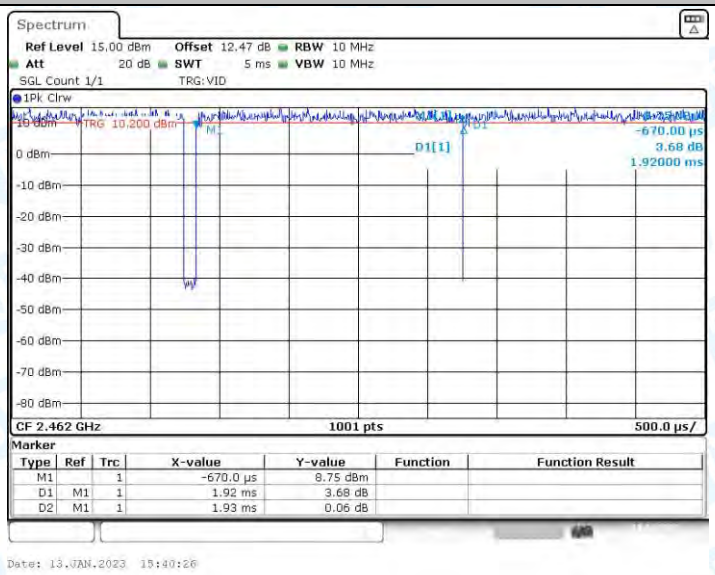

11N40SISO_Ant1_2422

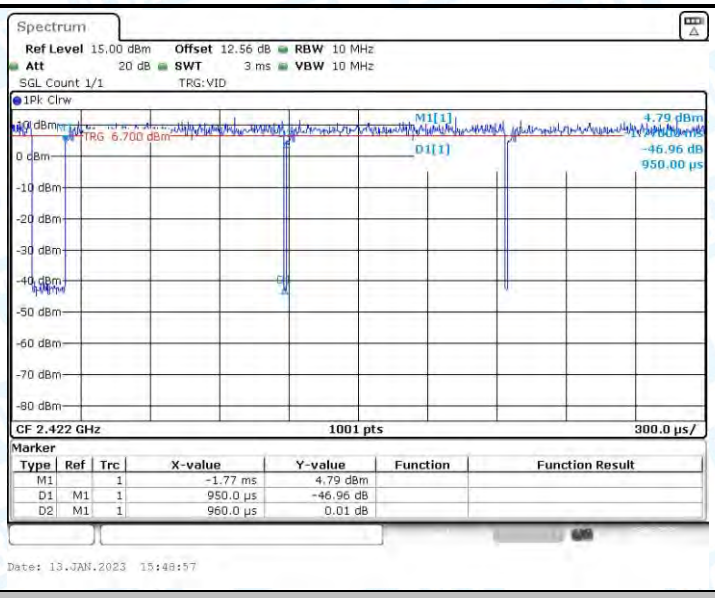

11N40SISO_Ant1_2437

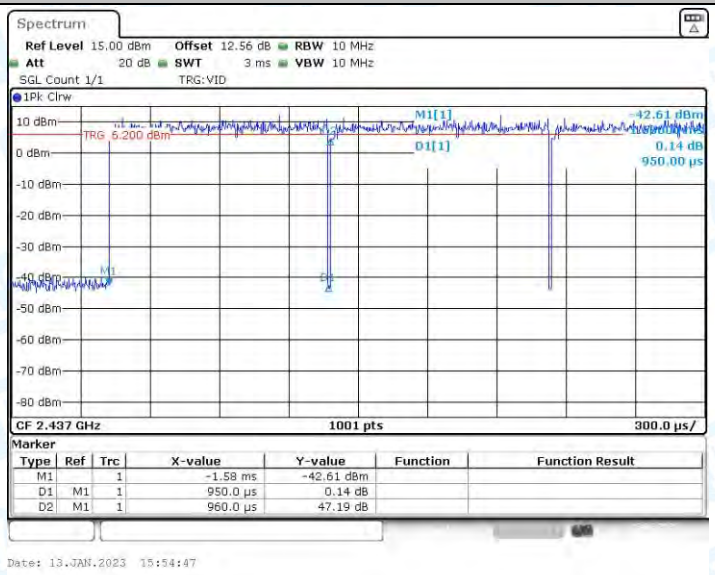

11N40SISO_Ant1_2452

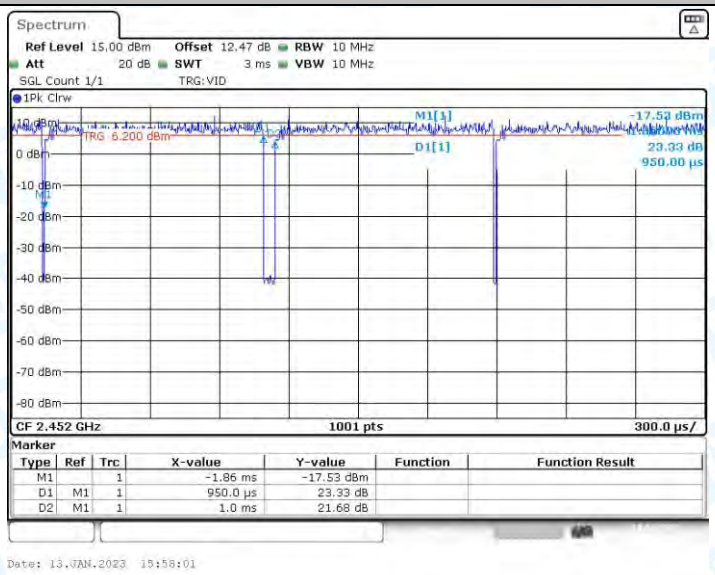

8. Emissions in Restricted Bands

8.1.Test Result

TestMode	Antenna	ChName	Channel	Detector	Freq [MHz]	Result [dBm]	Limit [dBm]	Verdict
11B	Ant1	Low	2412	AV	2310.000	-49.04	≤-41.20	PASS
				AV	2340.130	-46.7	≤-41.20	PASS
				AV	2390.000	-48.87	≤-41.20	PASS
				Peak	2310.000	-38.92	≤-21.20	PASS
				Peak	2342.957	-34.42	≤-21.20	PASS
				Peak	2390.000	-37.13	≤-21.20	PASS
		High	2462	AV	2483.500	-47.84	≤-41.20	PASS
				AV	2495.638	-47.69	≤-41.20	PASS
				AV	2500.000	-48.22	≤-41.20	PASS
				Peak	2483.500	-36.34	≤-21.20	PASS
				Peak	2496.275	-34.66	≤-21.20	PASS
				Peak	2500.000	-36.6	≤-21.20	PASS
11G	Ant1	Low	2412	AV	2310.000	-48.97	≤-41.20	PASS
				AV	2339.754	-46.6	≤-41.20	PASS
				AV	2390.000	-48.26	≤-41.20	PASS
				Peak	2310.000	-37.4	≤-21.20	PASS
				Peak	2342.580	-33.86	≤-21.20	PASS
				Peak	2390.000	-35.87	≤-21.20	PASS
		High	2462	AV	2483.500	-47.31	≤-41.20	PASS
				AV	2483.522	-47.31	≤-41.20	PASS
				AV	2500.000	-47.97	≤-41.20	PASS
				Peak	2483.500	-34.84	≤-21.20	PASS
				Peak	2498.188	-33.89	≤-21.20	PASS
				Peak	2500.000	-35.88	≤-21.20	PASS
11N20SISO	Ant1	Low	2412	AV	2310.000	-48.93	≤-41.20	PASS
				AV	2340.130	-46.53	≤-41.20	PASS
				AV	2390.000	-48.29	≤-41.20	PASS
				Peak	2310.000	-37.79	≤-21.20	PASS
				Peak	2344.275	-34.74	≤-21.20	PASS
				Peak	2390.000	-36.55	≤-21.20	PASS
		High	2462	AV	2483.500	-47.27	≤-41.20	PASS
				AV	2483.522	-47.27	≤-41.20	PASS
				AV	2500.000	-47.95	≤-41.20	PASS
				Peak	2483.500	-36.06	≤-21.20	PASS
				Peak	2487.029	-34.56	≤-21.20	PASS
				Peak	2500.000	-36.92	≤-21.20	PASS
11N40SISO	Ant1	Low	2422	AV	2310.000	-49.01	≤-41.20	PASS
				AV	2340.319	-46.62	≤-41.20	PASS
				AV	2390.000	-48.37	≤-41.20	PASS
				Peak	2310.000	-37.38	≤-21.20	PASS

				Peak	2340.696	-34.01	≤-21.20	PASS
				Peak	2390.000	-36.7	≤-21.20	PASS
		High	2452	AV	2483.500	-46.05	≤-41.20	PASS
				AV	2495.638	-45.93	≤-41.20	PASS
				AV	2500.000	-46.87	≤-41.20	PASS
				Peak	2483.500	-35.99	≤-21.20	PASS
				Peak	2489.739	-34.47	≤-21.20	PASS
				Peak	2500.000	-36.61	≤-21.20	PASS

Note：

1. The Antenna Gain is compensated in the graph.
2. The limit in dBm for average detector is conversion from 54dBuV/m, according to 15.209(a). The limit in dBm for peak detector is 20dB above the limit of average detector in dBm.

8.2.Test Graphs

11B_Ant1_Low_2412_AV

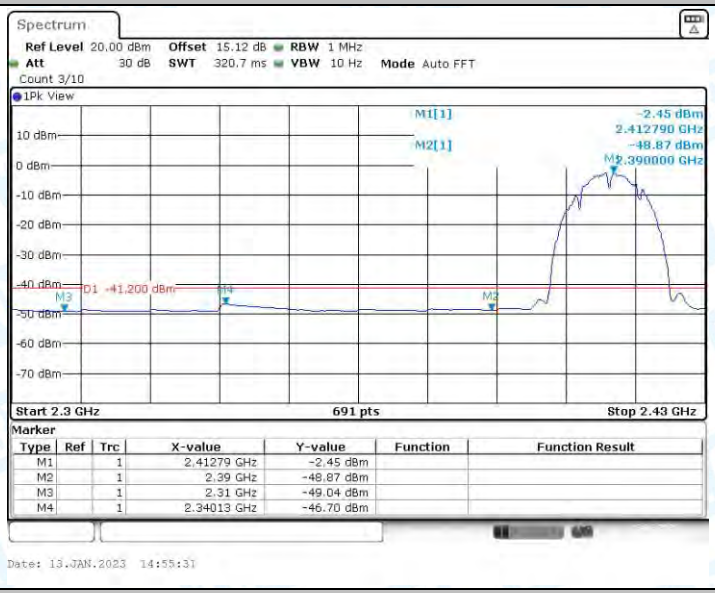

11B_Ant1_Low_2412_Peak

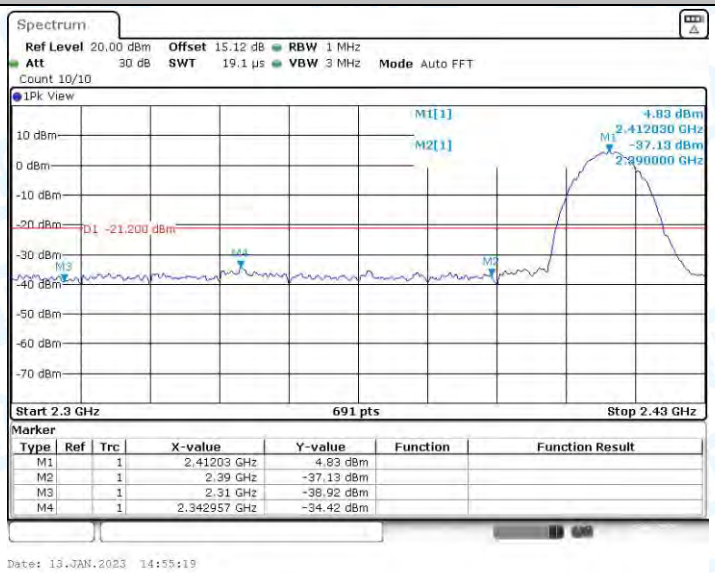

11B_Ant1_High_2462_AV

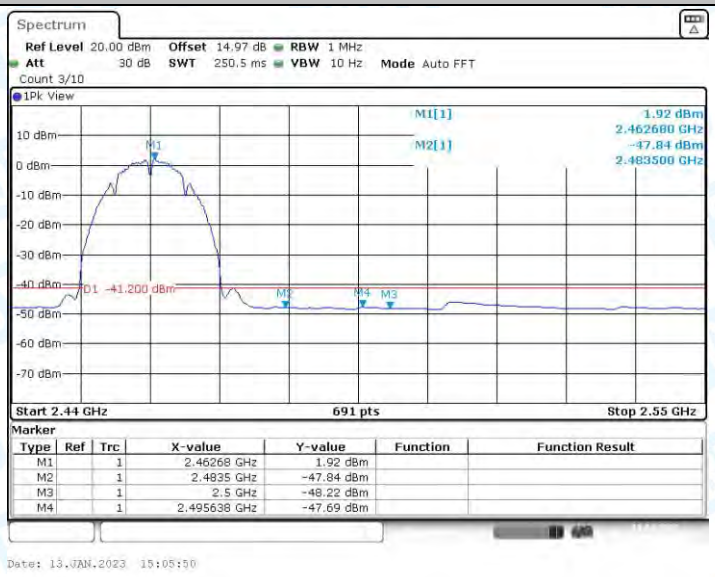

11B_Ant1_High_2462_Peak

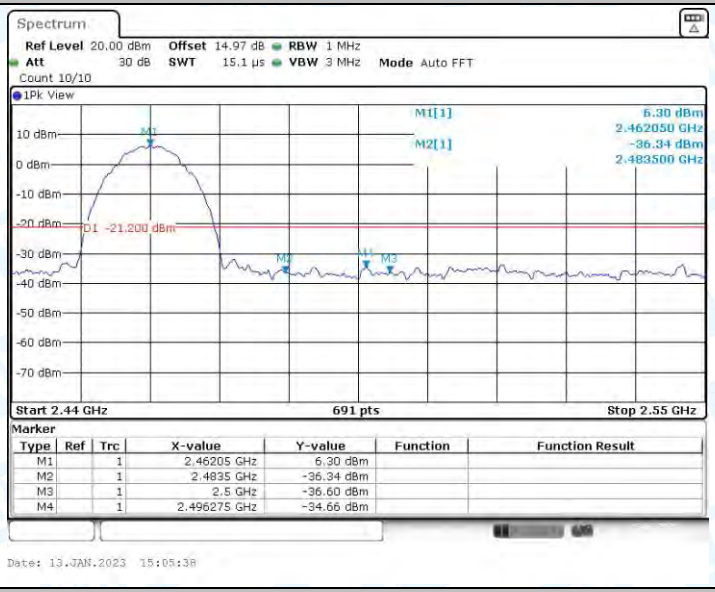

11G_Ant1_Low_2412_AV

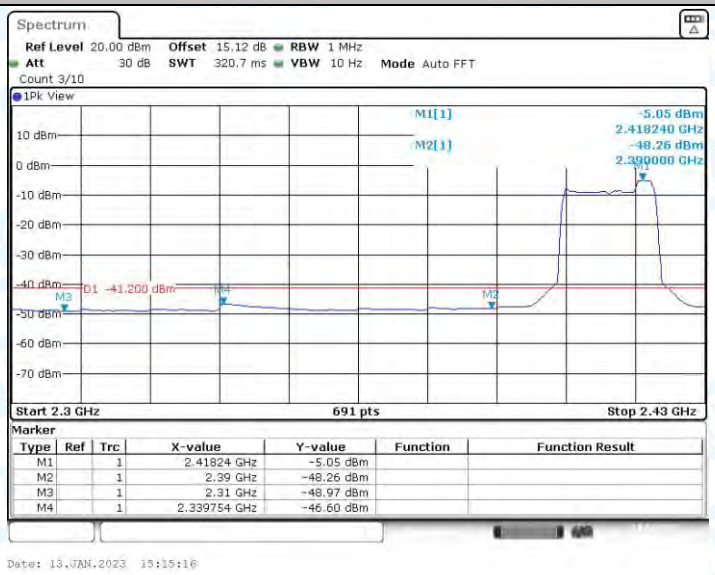

11G_Ant1_Low_2412_Peak

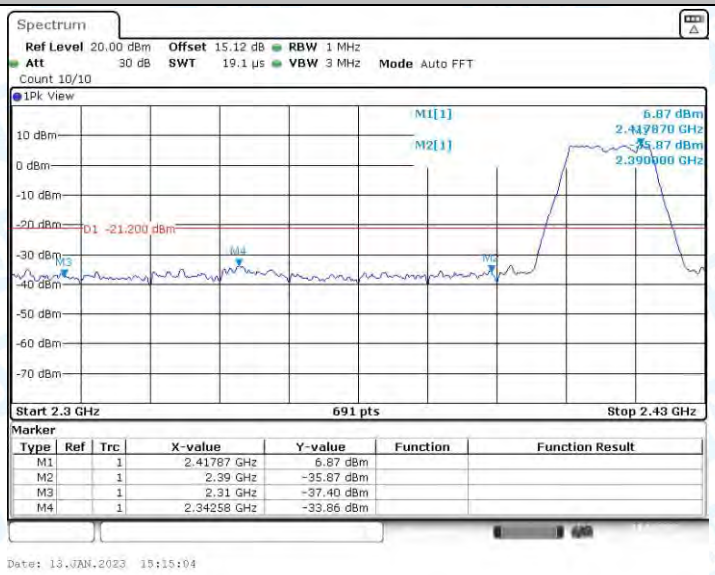

11G_Ant1_High_2462_AV

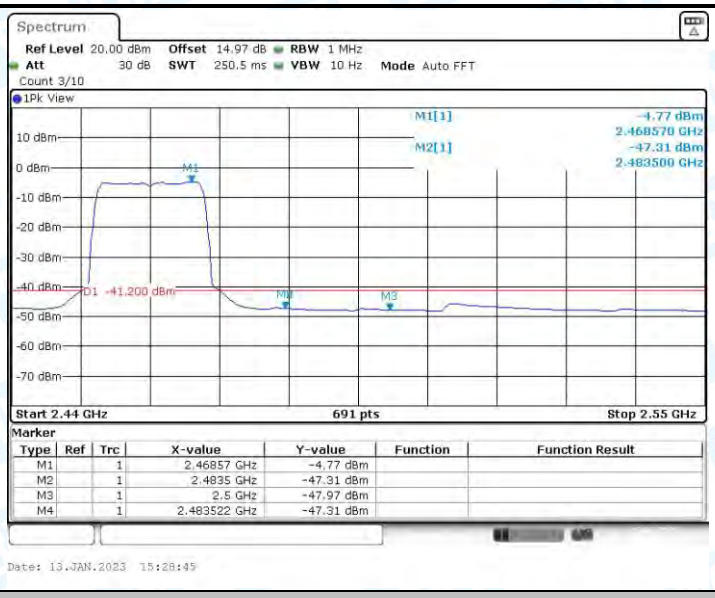

11G_Ant1_High_2462_Peak

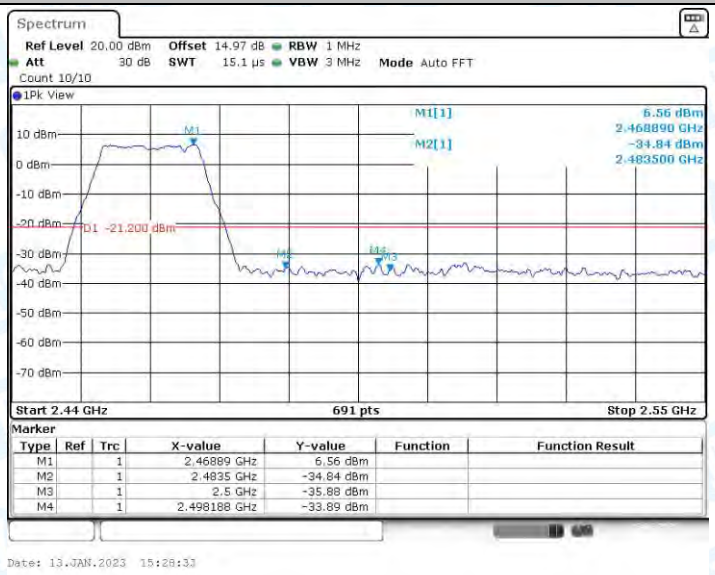

11N20SISO_Ant1_Low_2412_AV

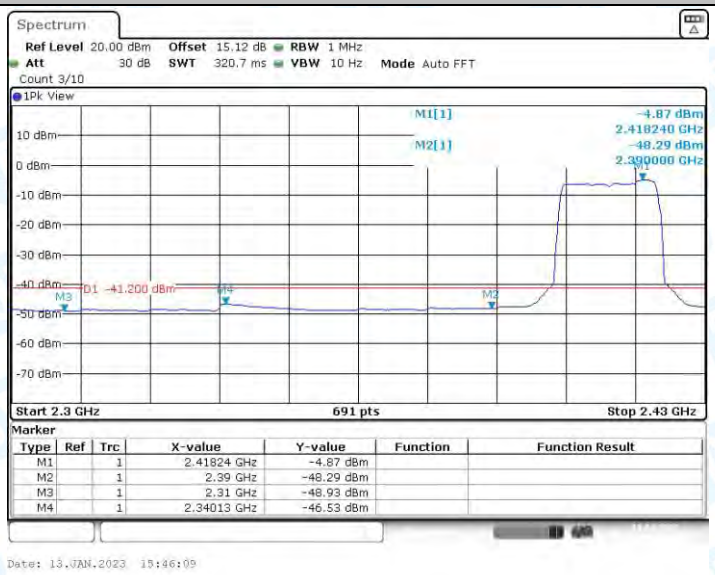

11N20SISO_Ant1_Low_2412_Peak

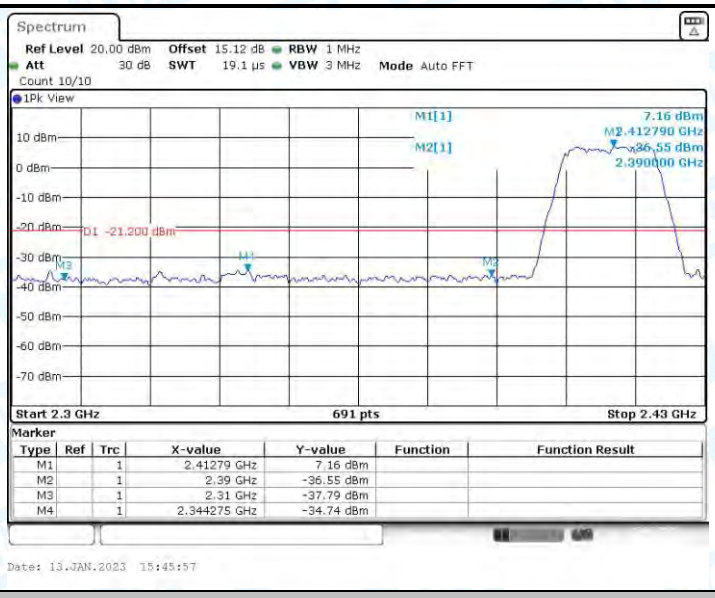

11N20SISO_Ant1_High_2462_AV

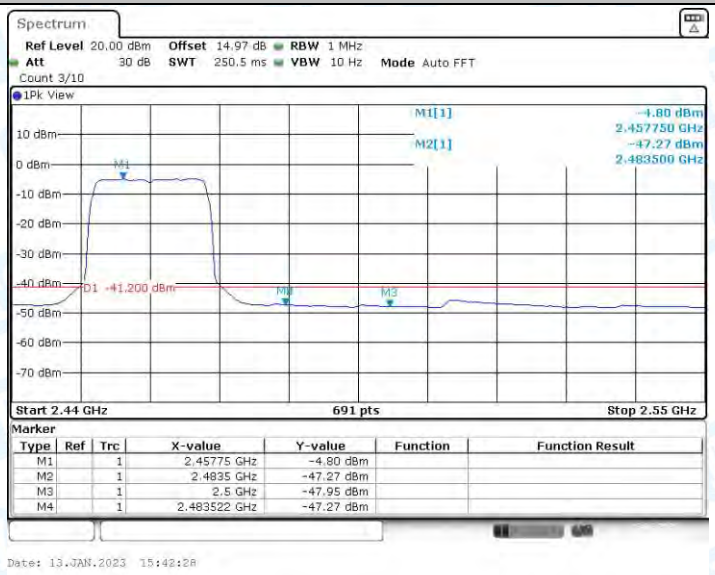

11N20SISO_Ant1_High_2462_Peak

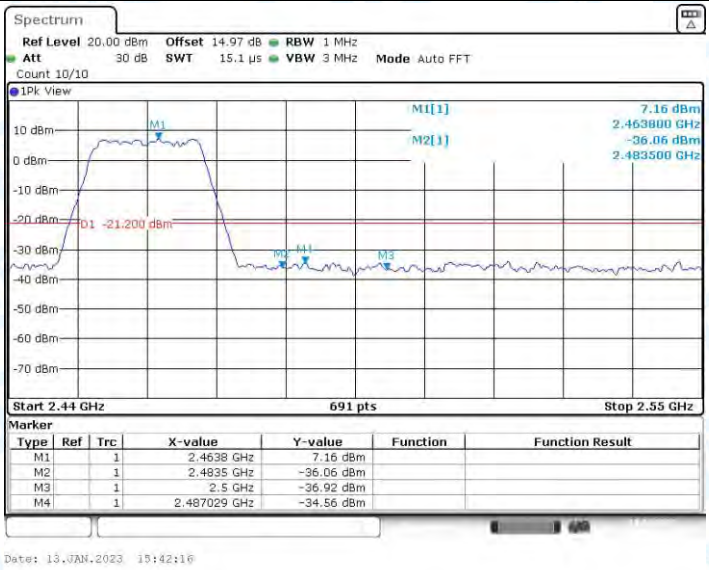

11N40SISO_Ant1_Low_2422_AV

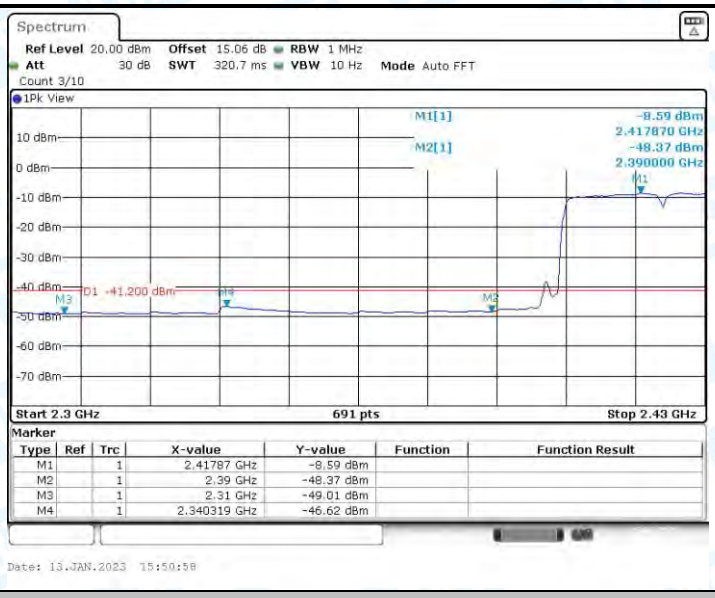

11N40SISO_Ant1_Low_2422_Peak

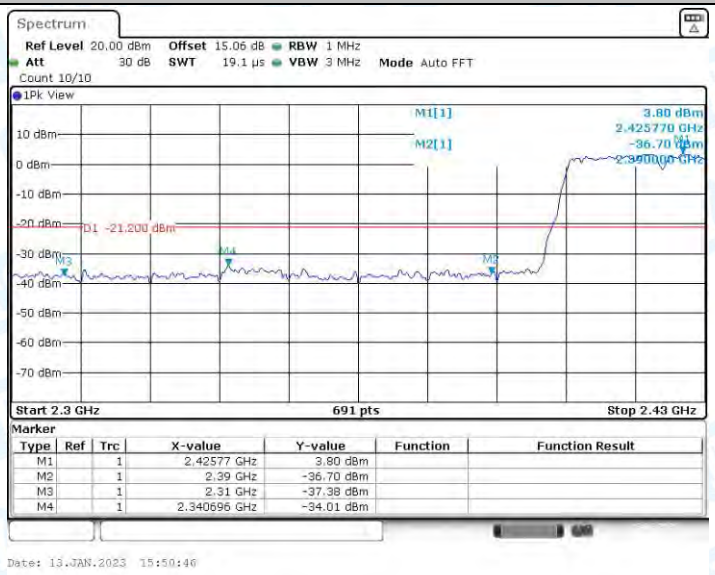

11N40SISO_Ant1_High_2452_AV

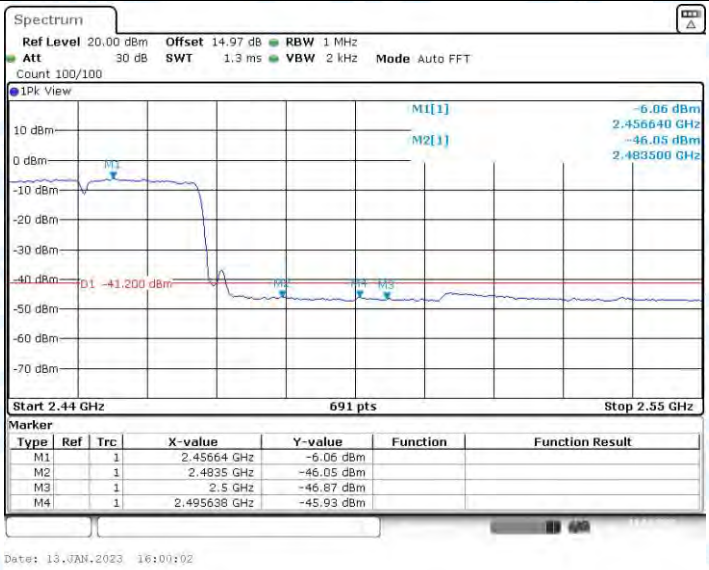

11N40SISO_Ant1_High_2452_Peak

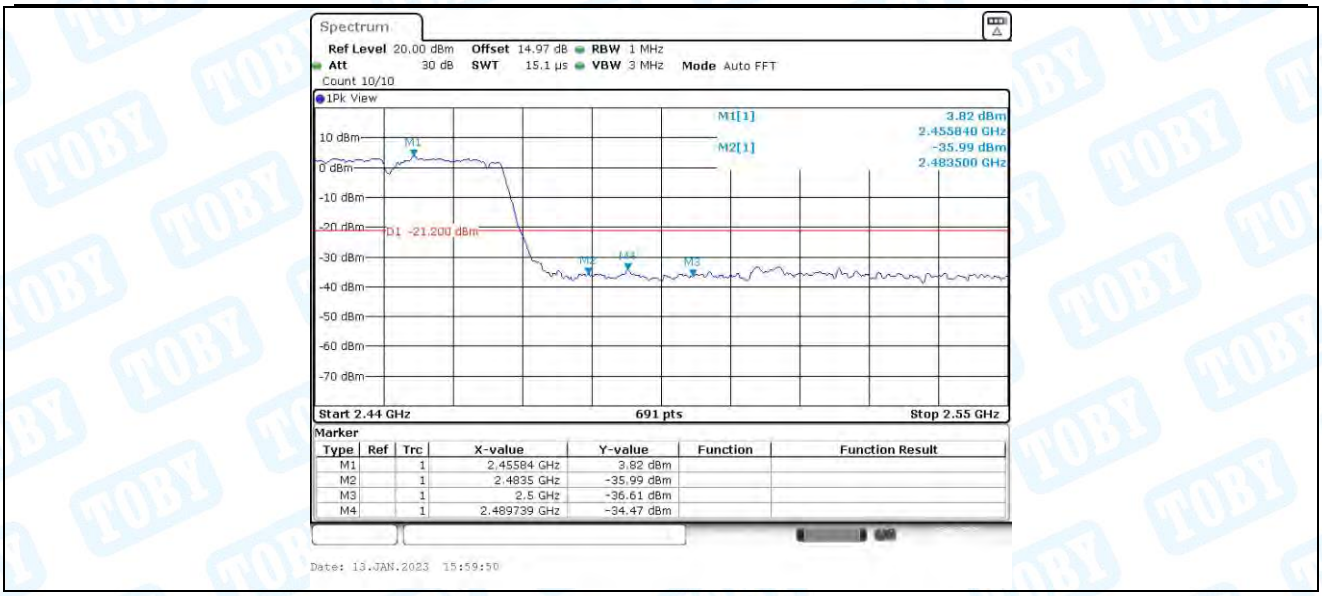

-----End of the report-----