Test Plot 1#: GSM 850_Head Left Cheek_Middle

DUT: Mobile Phone; Type: KD50; Serial:RSZ200813004-SA-S1;

Communication System: UID 0, Generic GSM (0); Frequency: 836.6 MHz;Duty Cycle: 1:8
Medium parameters used (interpolated): f = 836.6 MHz; σ = 0.927 S/m; ε_r = 41.9; ρ = 1000 kg/m^3
Phantom section: Left Section

DASY5 Configuration:

- Probe: EX3DV4 - SN7522; ConvF(9.92, 9.92, 9.92) @ 836.6 MHz;
- Sensor-Surface: 4mm (Mechanical Surface Detection)
- Electronics: DAE4 Sn1562; Calibrated: 3/3/2020
- Phantom: SAM-Twin V8.0 P1aP2a; Type: QD 000 P41 AA ; Serial: 1962
- Measurement SW: DASY52, Version 52.10 (2);

Head Left Cheek/GSM 850 Mid/Area Scan (71x91x1): Interpolated grid: dx=1.500 mm, dy=1.500 mm
Maximum value of SAR (interpolated) = 0.422 W/kg

Head Left Cheek/GSM 850 Mid/Zoom Scan (5x5x7)/Cube 0: Measurement grid: dx=8mm, dy=8mm, dz=5mm
Reference Value = 7.892 V/m; Power Drift = -0.11 dB
Peak SAR (extrapolated) = 0.508 W/kg
SAR(1 g) = 0.396 W/kg; SAR(10 g) = 0.294 W/kg
Maximum value of SAR (measured) = 0.415 W/kg

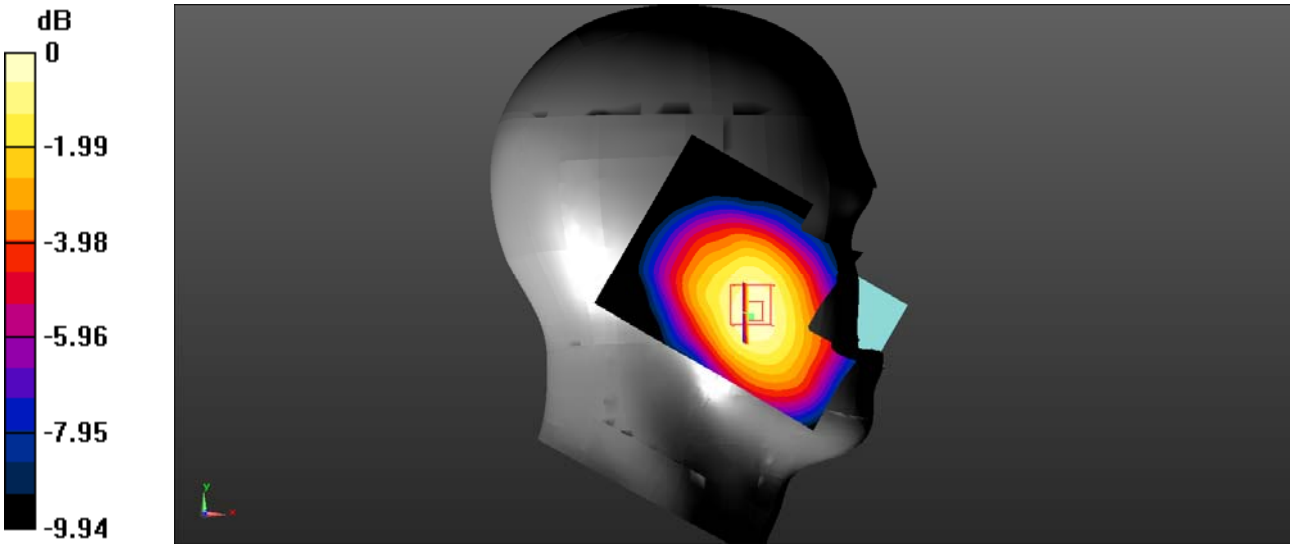

0 dB = 0.415 W/kg = -3.82 dBW/kg

Test Plot 2#: GSM 850_Head Left Tilt_Middle

DUT: Mobile Phone; Type: KD50; Serial:RSZ200813004-SA-S1;

Communication System: UID 0, Generic GSM (0); Frequency: 836.6 MHz;Duty Cycle: 1:8
Medium parameters used (interpolated): f = 836.6 MHz; σ = 0.927 S/m; ε_r = 41.9; ρ = 1000 kg/m^3
Phantom section: Left Section

DASY5 Configuration:

- Probe: EX3DV4 - SN7522; ConvF(9.92, 9.92, 9.92) @ 836.6 MHz;
- Sensor-Surface: 4mm (Mechanical Surface Detection)
- Electronics: DAE4 Sn1562; Calibrated: 3/3/2020
- Phantom: SAM-Twin V8.0 P1aP2a; Type: QD 000 P41 AA ; Serial: 1962
- Measurement SW: DASY52, Version 52.10 (2);

Head Left Tilt/GSM 850 Mid/Area Scan (71x91x1): Interpolated grid: dx=1.500 mm, dy=1.500 mm
Maximum value of SAR (interpolated) = 0.240 W/kg

Head Left Tilt/GSM 850 Mid/Zoom Scan (5x5x7)/Cube 0: Measurement grid: dx=8mm, dy=8mm, dz=5mm
Reference Value = 10.85 V/m; Power Drift = 0.11 dB
Peak SAR (extrapolated) = 0.287 W/kg
SAR(1 g) = 0.229 W/kg; SAR(10 g) = 0.172 W/kg
Maximum value of SAR (measured) = 0.238 W/kg

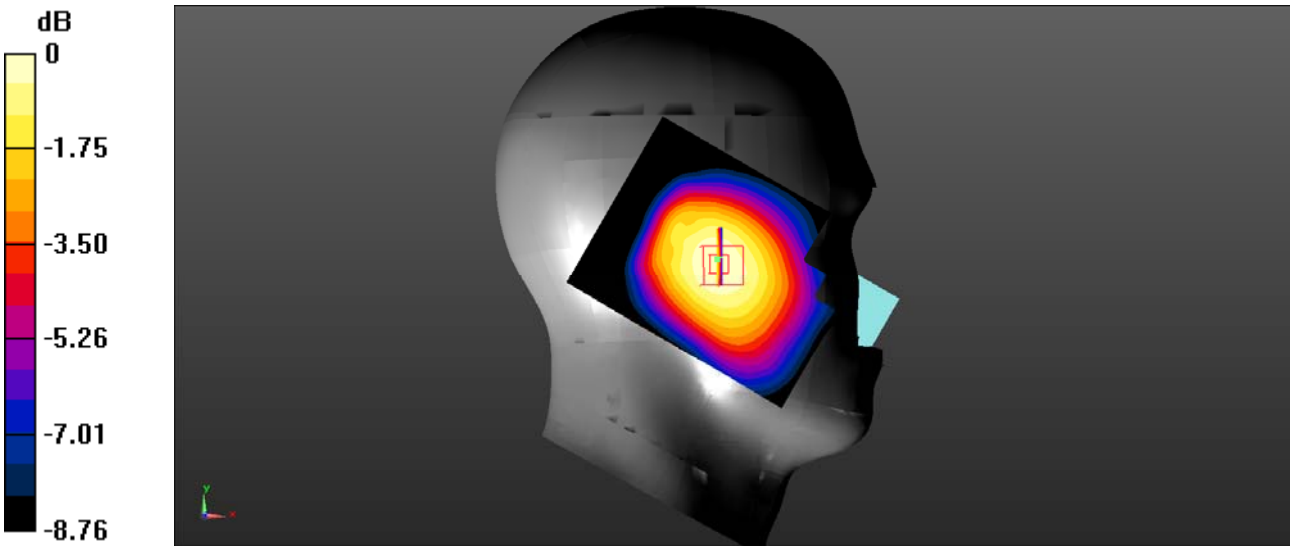

0 dB = 0.238 W/kg = -6.23 dBW/kg

Test Plot 3#: GSM 850_Head Right Cheek_Middle

DUT: Mobile Phone; Type: KD50; Serial:RSZ200813004-SA-S1;

Communication System: UID 0, Generic GSM (0); Frequency: 836.6 MHz;Duty Cycle: 1:8
Medium parameters used (interpolated): f = 836.6 MHz; σ = 0.927 S/m; ε_r = 41.9; ρ = 1000 kg/m^3
Phantom section: Right Section

DASY5 Configuration:

- Probe: EX3DV4 - SN7522; ConvF(9.92, 9.92, 9.92) @ 836.6 MHz;
- Sensor-Surface: 4mm (Mechanical Surface Detection)
- Electronics: DAE4 Sn1562; Calibrated: 3/3/2020
- Phantom: SAM-Twin V8.0 P1aP2a; Type: QD 000 P41 AA ; Serial: 1962
- Measurement SW: DASY52, Version 52.10 (2);

Head Right Cheek/GSM 850 Mid/Area Scan (71x91x1): Interpolated grid: dx=1.500 mm, dy=1.500 mm
Maximum value of SAR (interpolated) = 0.399 W/kg

Head Right Cheek/GSM 850 Mid/Zoom Scan (5x5x7)/Cube 0: Measurement grid: dx=8mm, dy=8mm, dz=5mm
Reference Value = 7.076 V/m; Power Drift = 0.07 dB
Peak SAR (extrapolated) = 0.460 W/kg
SAR(1 g) = 0.377 W/kg; SAR(10 g) = 0.284 W/kg
Maximum value of SAR (measured) = 0.395 W/kg

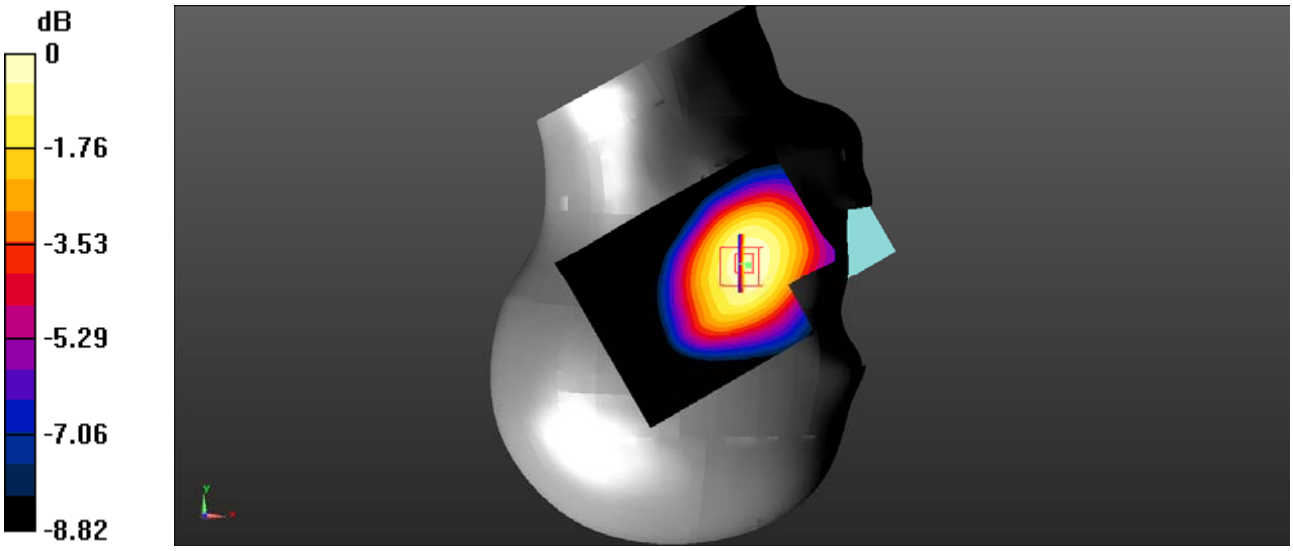

0 dB = 0.395 W/kg = -4.03 dBW/kg

Test Plot 4#: GSM 850_Head Right Tilt_Middle

DUT: Mobile Phone; Type: KD50; Serial:RSZ200813004-SA-S1;

Communication System: UID 0, Generic GSM (0); Frequency: 836.6 MHz;Duty Cycle: 1:8
Medium parameters used (interpolated): f = 836.6 MHz; σ = 0.927 S/m; ε_r = 41.9; ρ = 1000 kg/m^3
Phantom section: Right Section

DASY5 Configuration:

- Probe: EX3DV4 - SN7522; ConvF(9.92, 9.92, 9.92) @ 836.6 MHz;
- Sensor-Surface: 4mm (Mechanical Surface Detection)
- Electronics: DAE4 Sn1562; Calibrated: 3/3/2020
- Phantom: SAM-Twin V8.0 P1aP2a; Type: QD 000 P41 AA ; Serial: 1962
- Measurement SW: DASY52, Version 52.10 (2);

Head Right Tilt/GSM 850 Mid/Area Scan (71x71x1): Interpolated grid: dx=1.500 mm, dy=1.500 mm
Maximum value of SAR (interpolated) = 0.210 W/kg

Head Right Tilt/GSM 850 Mid/Zoom Scan (5x5x7)/Cube 0: Measurement grid: dx=8mm, dy=8mm, dz=5mm
Reference Value = 8.829 V/m; Power Drift = 0.03 dB
Peak SAR (extrapolated) = 0.251 W/kg
SAR(1 g) = 0.200 W/kg; SAR(10 g) = 0.150 W/kg
Maximum value of SAR (measured) = 0.209 W/kg

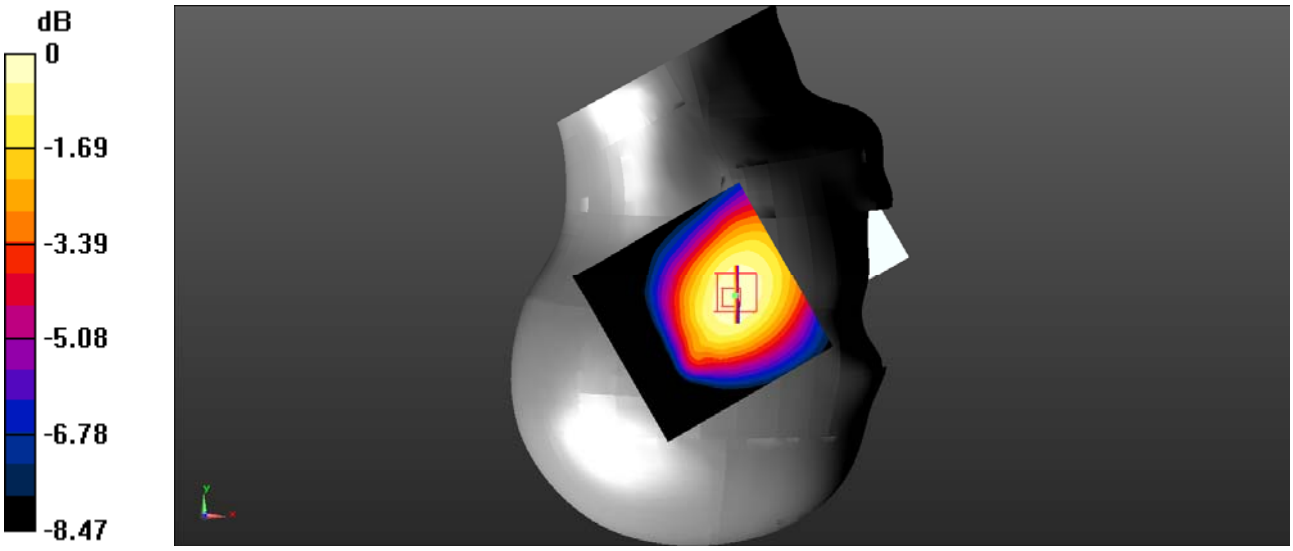

0 dB = 0.209 W/kg = -6.80 dBW/kg

Test Plot 5#: GSM 850_Body Worn Back_Middle

DUT: Mobile Phone; Type: KD50; Serial:RSZ200813004-SA-S1;

Communication System: UID 0, Generic GSM (0); Frequency: 836.6 MHz;Duty Cycle: 1:8
Medium parameters used (interpolated): f = 836.6 MHz; σ = 0.927 S/m; ε_r = 41.9; ρ = 1000 kg/m^3
Phantom section: Flat Section

DASY5 Configuration:

- Probe: EX3DV4 - SN7522; ConvF(9.92, 9.92, 9.92) @ 836.6 MHz;
- Sensor-Surface: 4mm (Mechanical Surface Detection)
- Electronics: DAE4 Sn1562; Calibrated: 3/3/2020
- Phantom: SAM-Twin V8.0 P1aP2a; Type: QD 000 P41 AA ; Serial: 1962
- Measurement SW: DASY52, Version 52.10 (2);

Body Worn Back/GSM 850 Mid/Area Scan (71x111x1): Interpolated grid: dx=1.500 mm, dy=1.500 mm
Maximum value of SAR (interpolated) = 0.578 W/kg

Body Worn Back/GSM 850 Mid/Zoom Scan (5x5x7)/Cube 0: Measurement grid: dx=8mm, dy=8mm, dz=5mm
Reference Value = 21.40 V/m; Power Drift = -0.05 dB
Peak SAR (extrapolated) = 0.682 W/kg
SAR(1 g) = 0.548 W/kg; SAR(10 g) = 0.412 W/kg
Maximum value of SAR (measured) = 0.572 W/kg

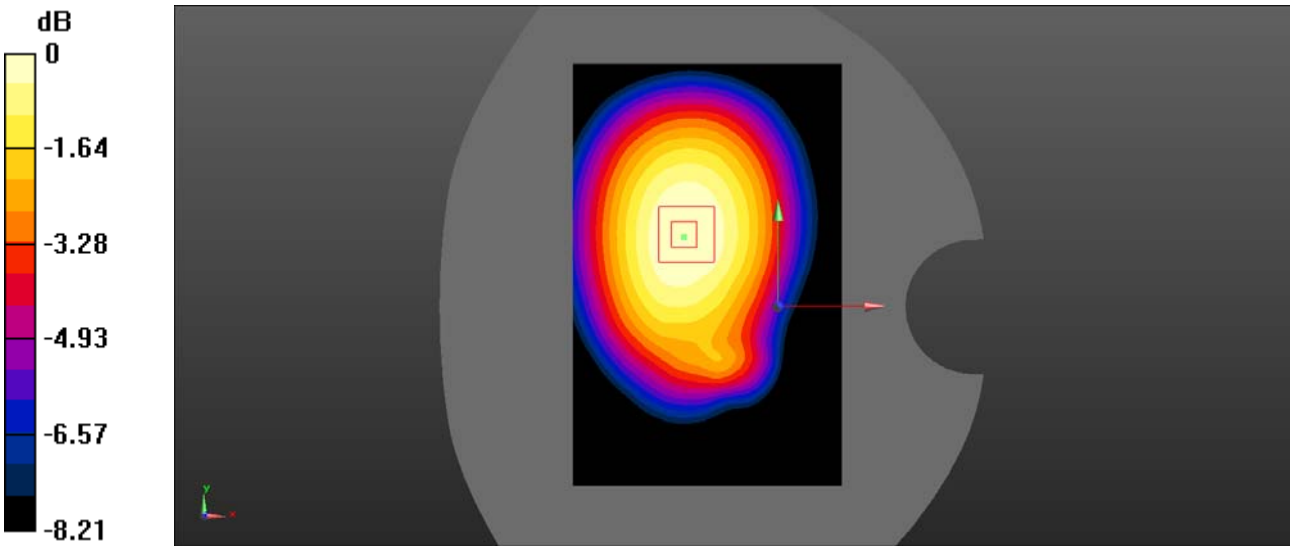

0 dB = 0.572 W/kg = -2.43 dBW/kg

Test Plot 6#: GSM 850_Body Back_Low

DUT: Mobile Phone; Type: KD50; Serial:RSZ200813004-SA-S1;

Communication System: UID 0, Generic GPRS-3 slots (0); Frequency: 824.2 MHz;Duty Cycle: 1:2.66
Medium parameters used (interpolated): f = 824.2 MHz; σ = 0.885 S/m; ε_r = 41.976; ρ = 1000 kg/m^3
Phantom section: Flat Section

DASY5 Configuration:

- Probe: EX3DV4 - SN7522; ConvF(9.92, 9.92, 9.92) @ 824.2 MHz;
- Sensor-Surface: 4mm (Mechanical Surface Detection)
- Electronics: DAE4 Sn1562; Calibrated: 3/3/2020
- Phantom: SAM-Twin V8.0 P1aP2a; Type: QD 000 P41 AA ; Serial: 1962
- Measurement SW: DASY52, Version 52.10 (2);

Body Back/GSM 850 Low/Area Scan (71x111x1): Interpolated grid: dx=1.500 mm, dy=1.500 mm
Maximum value of SAR (interpolated) = 0.973 W/kg

Body Back/GSM 850 Low/Zoom Scan (5x5x7)/Cube 0: Measurement grid: dx=8mm, dy=8mm, dz=5mm
Reference Value = 30.92 V/m; Power Drift = -0.02 dB
Peak SAR (extrapolated) = 1.17 W/kg
SAR(1 g) = 0.926 W/kg; SAR(10 g) = 0.701 W/kg
Maximum value of SAR (measured) = 0.962 W/kg

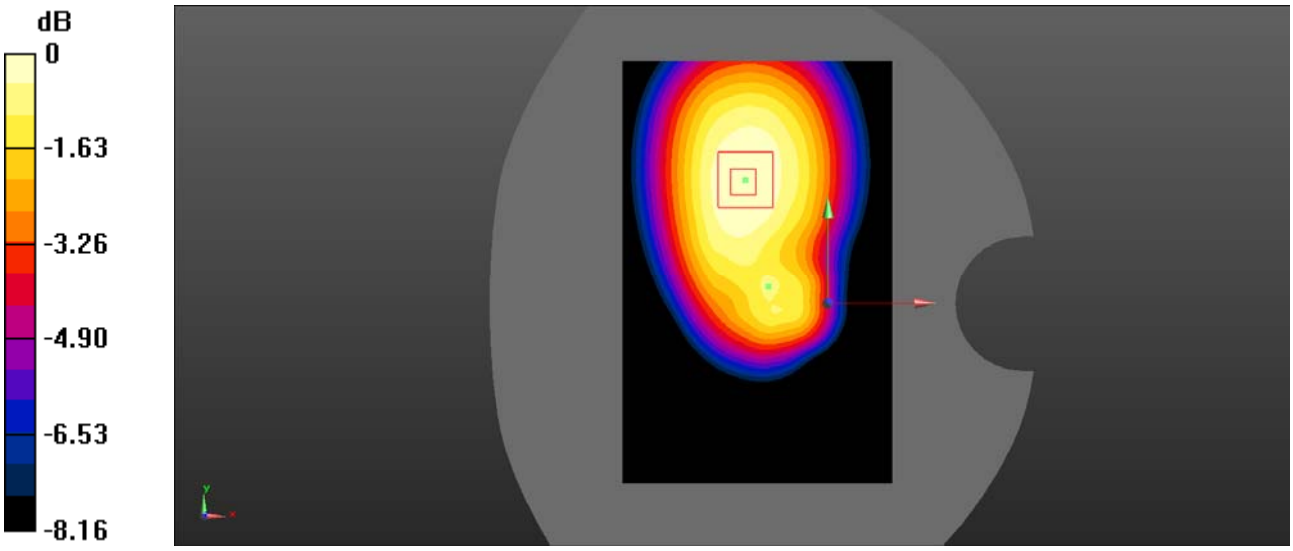

0 dB = 0.962 W/kg = -0.17 dBW/kg

Test Plot 7#: GSM 850_Body Back_Middle

DUT: Mobile Phone; Type: KD50; Serial:RSZ200813004-SA-S1;

Communication System: UID 0, Generic GPRS-3 slots (0); Frequency: 836.6 MHz;Duty Cycle: 1:2.66
Medium parameters used (interpolated): f = 836.6 MHz; σ = 0.927 S/m; ε_r = 41.9; ρ = 1000 kg/m^3
Phantom section: Flat Section

DASY5 Configuration:

- Probe: EX3DV4 - SN7522; ConvF(9.92, 9.92, 9.92) @ 836.6 MHz;
- Sensor-Surface: 4mm (Mechanical Surface Detection)
- Electronics: DAE4 Sn1562; Calibrated: 3/3/2020
- Phantom: SAM-Twin V8.0 P1aP2a; Type: QD 000 P41 AA ; Serial: 1962
- Measurement SW: DASY52, Version 52.10 (2);

Body Back/GSM 850 Mid/Area Scan (71x131x1): Interpolated grid: dx=1.500 mm, dy=1.500 mm
Maximum value of SAR (interpolated) = 0.778 W/kg

Body Back/GSM 850 Mid/Zoom Scan (5x5x7)/Cube 0: Measurement grid: dx=8mm, dy=8mm, dz=5mm
Reference Value = 24.20 V/m; Power Drift = 0.04 dB
Peak SAR (extrapolated) = 0.938 W/kg
SAR(1 g) = 0.751 W/kg; SAR(10 g) = 0.563 W/kg
Maximum value of SAR (measured) = 0.780 W/kg

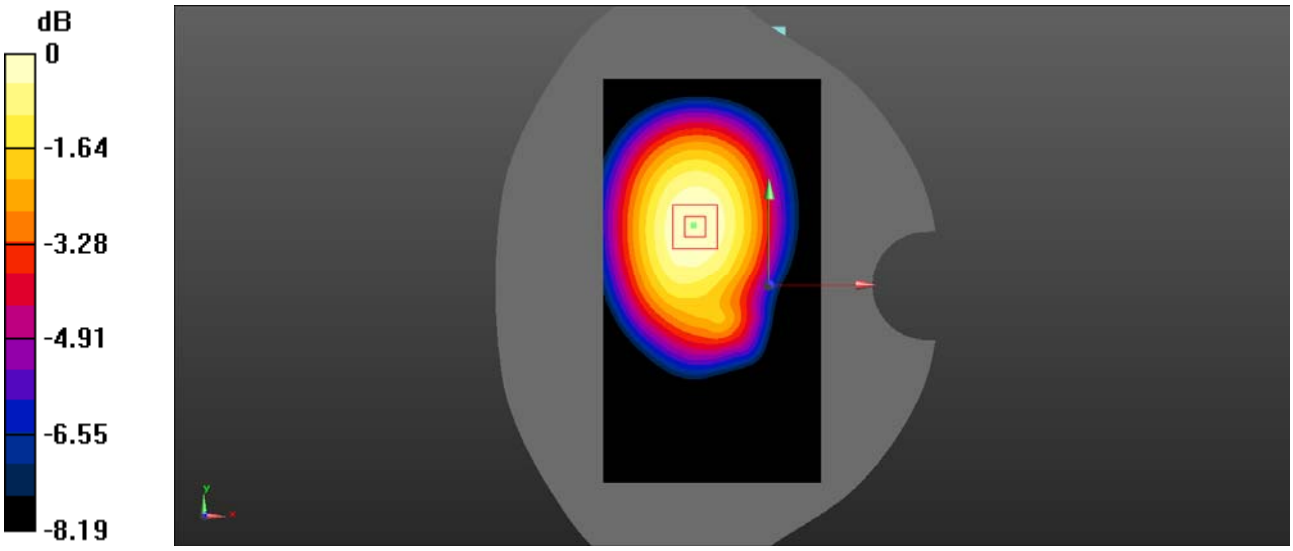

0 dB = 0.780 W/kg = -1.08 dBW/kg

Test Plot 8#: GSM 850_Body Back_High

DUT: Mobile Phone; Type: KD50; Serial:RSZ200813004-SA-S1;

Communication System: UID 0, Generic GPRS-3 slots (0); Frequency: 848.8 MHz;Duty Cycle: 1:2.66
Medium parameters used (interpolated): f = 848.8 MHz; σ = 0.935 S/m; ε_r = 41.465; ρ = 1000 kg/m^3
Phantom section: Flat Section

DASY5 Configuration:

- Probe: EX3DV4 - SN7522; ConvF(9.92, 9.92, 9.92) @ 848.8 MHz;
- Sensor-Surface: 4mm (Mechanical Surface Detection)
- Electronics: DAE4 Sn1562; Calibrated: 3/3/2020
- Phantom: SAM-Twin V8.0 P1aP2a; Type: QD 000 P41 AA ; Serial: 1962
- Measurement SW: DASY52, Version 52.10 (2);

Body Back/GSM 850 High/Area Scan (71x111x1): Interpolated grid: dx=1.500 mm, dy=1.500 mm
Maximum value of SAR (interpolated) = 0.812 W/kg

Body Back/GSM 850 High/Zoom Scan (5x5x7)/Cube 0: Measurement grid: dx=8mm, dy=8mm, dz=5mm
Reference Value = 28.12 V/m; Power Drift = -0.13 dB
Peak SAR (extrapolated) = 0.945 W/kg
SAR(1 g) = 0.777 W/kg; SAR(10 g) = 0.592 W/kg
Maximum value of SAR (measured) = 0.809 W/kg

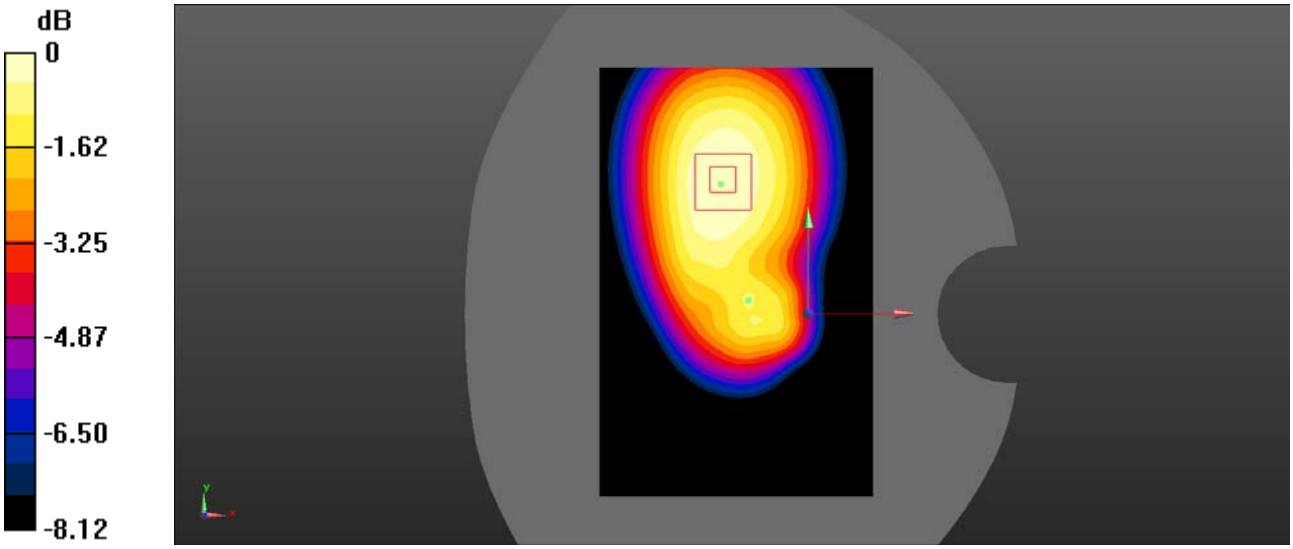

0 dB = 0.809 W/kg = -0.92 dBW/kg

Test Plot 9#: GSM 850_Body Left_Middle

DUT: Mobile Phone; Type: KD50; Serial:RSZ200813004-SA-S1;

Communication System: UID 0, Generic GPRS-3 slots (0); Frequency: 836.6 MHz;Duty Cycle: 1:2.66
Medium parameters used (interpolated): f = 836.6 MHz; σ = 0.927 S/m; ε_r = 41.9; ρ = 1000 kg/m^3
Phantom section: Flat Section

DASY5 Configuration:

- Probe: EX3DV4 - SN7522; ConvF(9.92, 9.92, 9.92) @ 836.6 MHz;
- Sensor-Surface: 4mm (Mechanical Surface Detection)
- Electronics: DAE4 Sn1562; Calibrated: 3/3/2020
- Phantom: SAM-Twin V8.0 P1aP2a; Type: QD 000 P41 AA ; Serial: 1962
- Measurement SW: DASY52, Version 52.10 (2);

Body Left/GSM 850 Mid/Area Scan (71x91x1): Interpolated grid: dx=1.500 mm, dy=1.500 mm
Maximum value of SAR (interpolated) = 0.452 W/kg

Body Left/GSM 850 Mid/Zoom Scan (5x5x7)/Cube 0: Measurement grid: dx=8mm, dy=8mm, dz=5mm
Reference Value = 14.55 V/m; Power Drift = 0.00 dB
Peak SAR (extrapolated) = 0.591 W/kg
SAR(1 g) = 0.426 W/kg; SAR(10 g) = 0.296 W/kg
Maximum value of SAR (measured) = 0.450 W/kg

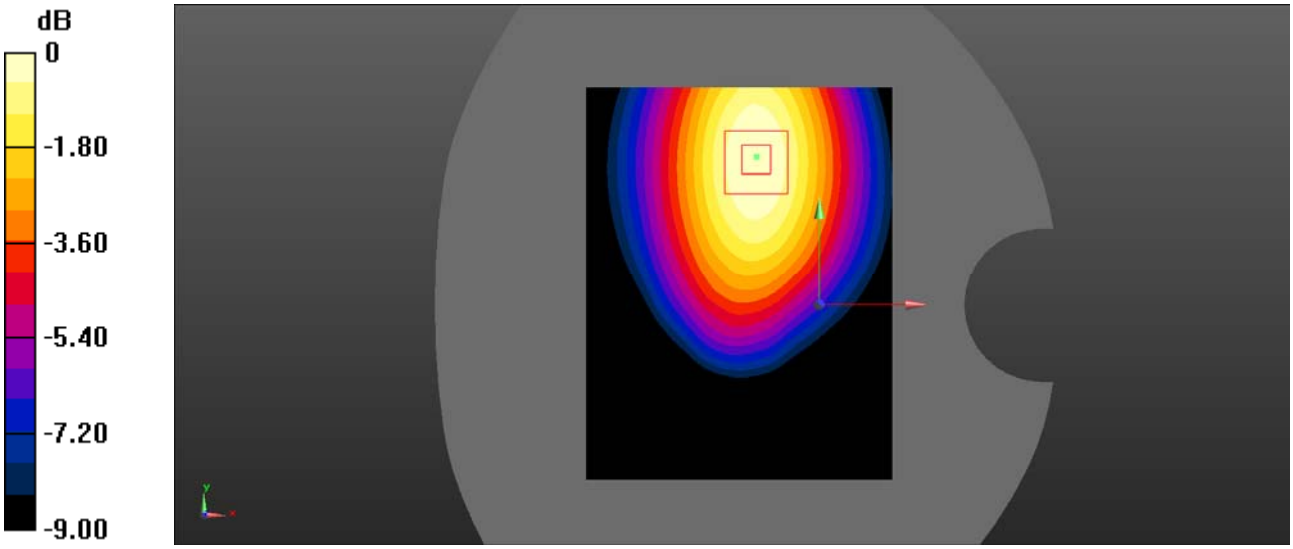

0 dB = 0.450 W/kg = -3.47 dBW/kg

Test Plot 10#: GSM 850_Body Bottom_Middle

DUT: Mobile Phone; Type: KD50; Serial:RSZ200813004-SA-S1;

Communication System: UID 0, Generic GPRS-3 slots (0); Frequency: 836.6 MHz;Duty Cycle: 1:2.66
Medium parameters used (interpolated): f = 836.6 MHz; σ = 0.927 S/m; ε_r = 41.9; ρ = 1000 kg/m^3
Phantom section: Flat Section

DASY5 Configuration:

- Probe: EX3DV4 - SN7522; ConvF(9.92, 9.92, 9.92) @ 836.6 MHz;
- Sensor-Surface: 4mm (Mechanical Surface Detection)
- Electronics: DAE4 Sn1562; Calibrated: 3/3/2020
- Phantom: SAM-Twin V8.0 P1aP2a; Type: QD 000 P41 AA ; Serial: 1962
- Measurement SW: DASY52, Version 52.10 (2);

Body Bottom/GSM 850 Mid/Area Scan (71x91x1): Interpolated grid: dx=1.500 mm, dy=1.500 mm
Maximum value of SAR (interpolated) = 0.180 W/kg

Body Bottom/GSM 850 Mid/Zoom Scan (5x5x7)/Cube 0: Measurement grid: dx=8mm, dy=8mm, dz=5mm
Reference Value = 14.26 V/m; Power Drift = -0.10 dB
Peak SAR (extrapolated) = 0.300 W/kg
SAR(1 g) = 0.169 W/kg; SAR(10 g) = 0.100 W/kg
Maximum value of SAR (measured) = 0.184 W/kg

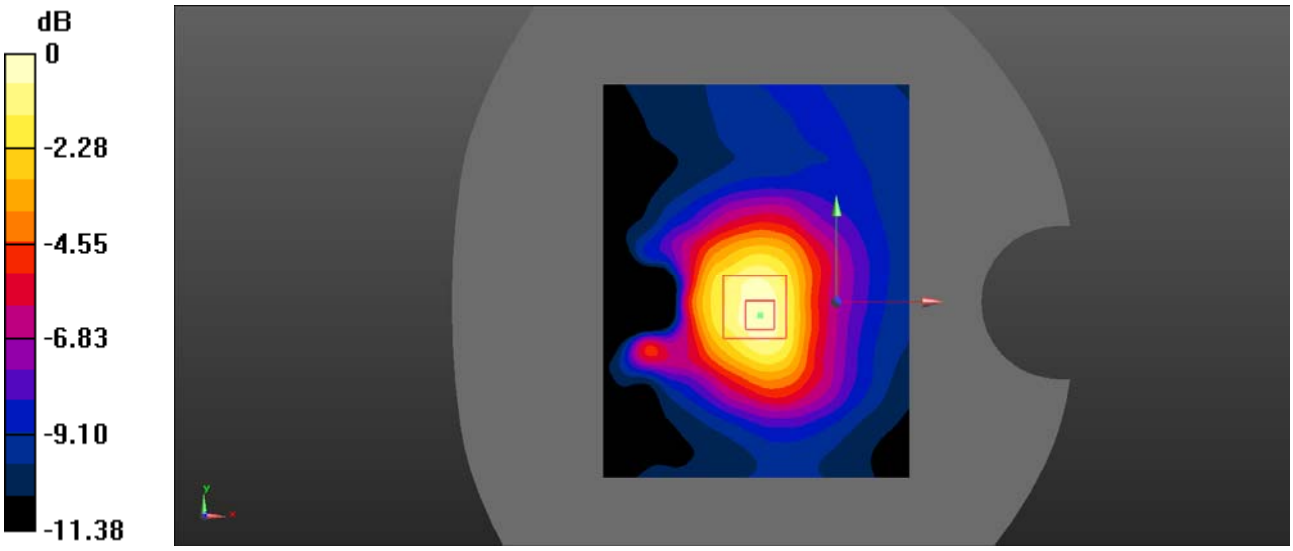

0 dB = 0.184 W/kg = -7.35 dBW/kg

Test Plot 11#: PCS 1900_Head Left Cheek_Middle

DUT: Mobile Phone; Type: KD50; Serial:RSZ200813004-SA-S1;

Communication System: UID 0, Generic GSM (0); Frequency: 1880 MHz;Duty Cycle: 1:8
Medium parameters used (interpolated): f = 1880 MHz; σ = 1.425 S/m; ε_r = 40.696; ρ = 1000 kg/m^3
Phantom section: Left Section

DASY5 Configuration:

- Probe: EX3DV4 - SN7522; ConvF(7.95, 7.95, 7.95) @ 1880 MHz;
- Sensor-Surface: 4mm (Mechanical Surface Detection)
- Electronics: DAE4 Sn1562; Calibrated: 3/3/2020
- Phantom: SAM-Twin V8.0 P1aP2a; Type: QD 000 P41 AA ; Serial: 1962
- Measurement SW: DASY52, Version 52.10 (2);

Head Left Cheek/GSM 1900 Mid/Area Scan (71x91x1): Interpolated grid: dx=1.500 mm, dy=1.500 mm
Maximum value of SAR (interpolated) = 0.161 W/kg

Head Left Cheek/GSM 1900 Mid/Zoom Scan (5x5x7)/Cube 0: Measurement grid: dx=8mm, dy=8mm, dz=5mm
Reference Value = 4.177 V/m; Power Drift = 0.06 dB
Peak SAR (extrapolated) = 0.228 W/kg
SAR(1 g) = 0.148 W/kg; SAR(10 g) = 0.095 W/kg
Maximum value of SAR (measured) = 0.156 W/kg

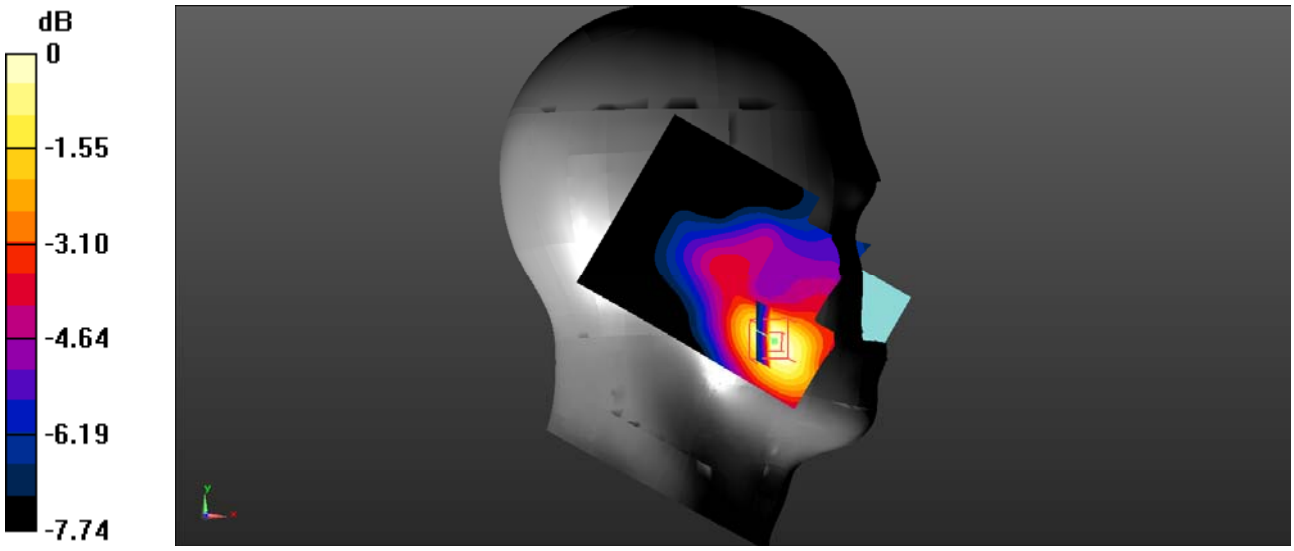

0 dB = 0.156 W/kg = -8.07 dBW/kg

Test Plot 12#: PCS 1900_Head Left Tilt_Middle

DUT: Mobile Phone; Type: KD50; Serial:RSZ200813004-SA-S1;

Communication System: UID 0, Generic GSM (0); Frequency: 1880 MHz;Duty Cycle: 1:8
Medium parameters used (interpolated): f = 1880 MHz; σ = 1.425 S/m; ε_r = 40.696; ρ = 1000 kg/m^3
Phantom section: Left Section

DASY5 Configuration:

- Probe: EX3DV4 - SN7522; ConvF(7.95, 7.95, 7.95) @ 1880 MHz;
- Sensor-Surface: 4mm (Mechanical Surface Detection)
- Electronics: DAE4 Sn1562; Calibrated: 3/3/2020
- Phantom: SAM-Twin V8.0 P1aP2a; Type: QD 000 P41 AA ; Serial: 1962
- Measurement SW: DASY52, Version 52.10 (2);

Head Left Tilt/GSM 1900 Mid/Area Scan (71x91x1): Interpolated grid: dx=1.500 mm, dy=1.500 mm
Maximum value of SAR (interpolated) = 0.102 W/kg

Head Left Tilt/GSM 1900 Mid/Zoom Scan (5x5x7)/Cube 0: Measurement grid: dx=8mm, dy=8mm, dz=5mm
Reference Value = 6.657 V/m; Power Drift = 0.11 dB
Peak SAR (extrapolated) = 0.133 W/kg
SAR(1 g) = 0.093 W/kg; SAR(10 g) = 0.065 W/kg
Maximum value of SAR (measured) = 0.0988 W/kg

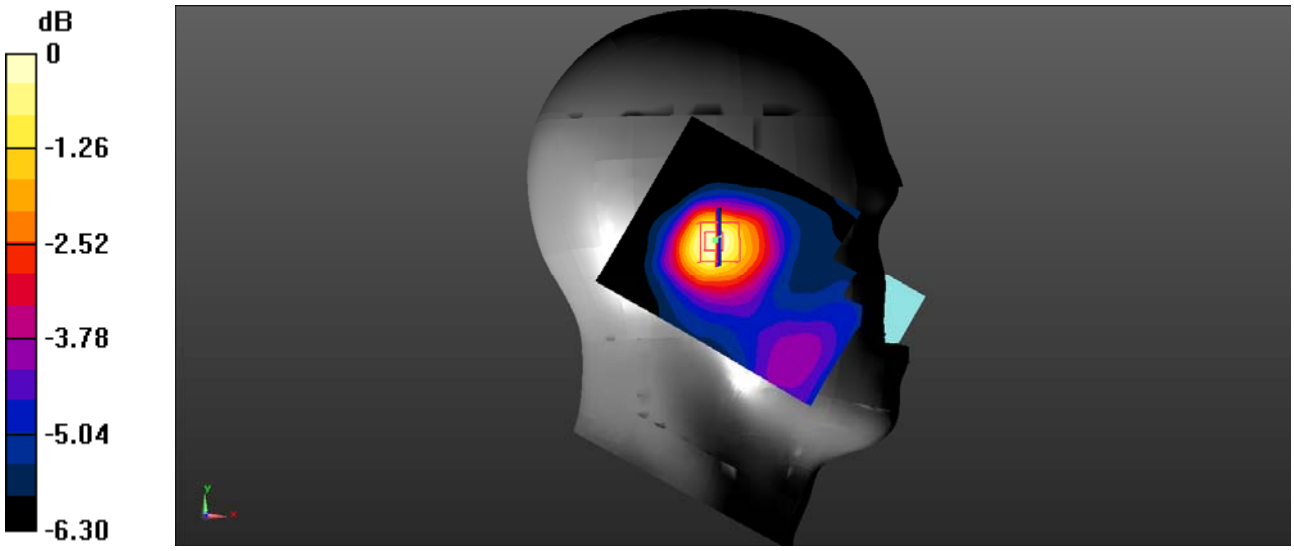

0 dB = 0.0988 W/kg = -10.05 dBW/kg

Test Plot 13#: PCS 1900_Head Right Cheek_Middle

DUT: Mobile Phone; Type: KD50; Serial:RSZ200813004-SA-S1;

Communication System: UID 0, Generic GSM (0); Frequency: 1880 MHz;Duty Cycle: 1:8
Medium parameters used (interpolated): f = 1880 MHz; σ = 1.425 S/m; ε_r = 40.696; ρ = 1000 kg/m^3
Phantom section: Right Section

DASY5 Configuration:

- Probe: EX3DV4 - SN7522; ConvF(7.95, 7.95, 7.95) @ 1880 MHz;
- Sensor-Surface: 4mm (Mechanical Surface Detection)
- Electronics: DAE4 Sn1562; Calibrated: 3/3/2020
- Phantom: SAM-Twin V8.0 P1aP2a; Type: QD 000 P41 AA ; Serial: 1962
- Measurement SW: DASY52, Version 52.10 (2);

Head Right Cheek/GSM 1900 Mid/Area Scan (71x91x1): Interpolated grid: dx=1.500 mm, dy=1.500 mm
Maximum value of SAR (interpolated) = 0.129 W/kg

Head Right Cheek/GSM 1900 Mid/Zoom Scan (5x5x7)/Cube 0: Measurement grid: dx=8mm, dy=8mm, dz=5mm
Reference Value = 4.050 V/m; Power Drift = 0.02 dB
Peak SAR (extrapolated) = 0.181 W/kg
SAR(1 g) = 0.121 W/kg; SAR(10 g) = 0.081 W/kg
Maximum value of SAR (measured) = 0.130 W/kg

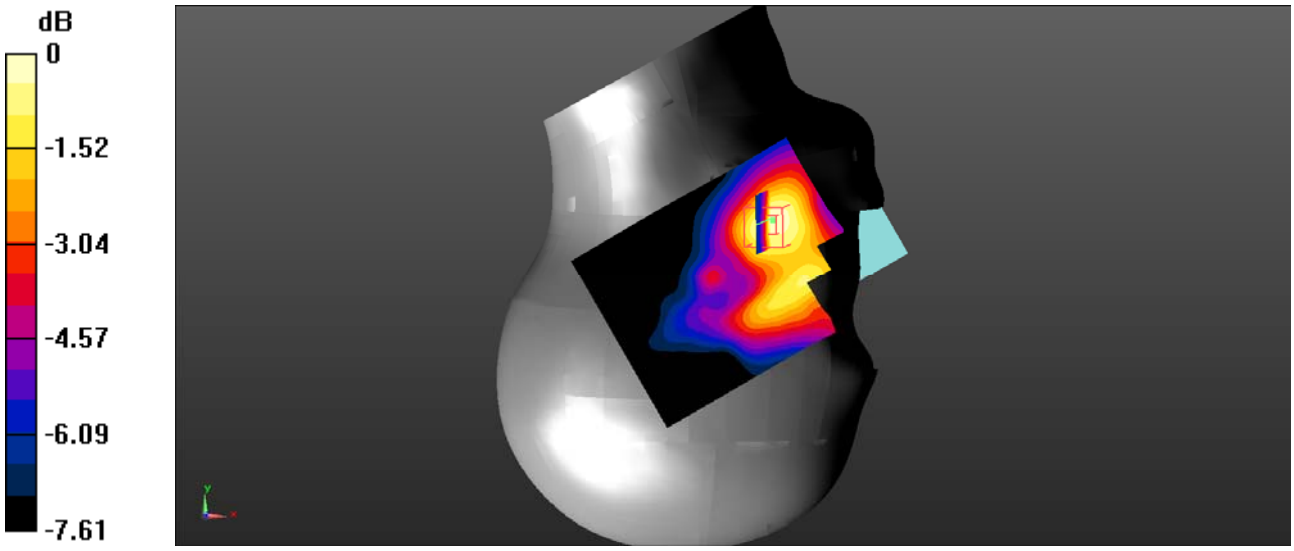

0 dB = 0.130 W/kg = -8.86 dBW/kg

Test Plot 14#: PCS 1900_Head Right Tilt_Middle

DUT: Mobile Phone; Type: KD50; Serial:RSZ200813004-SA-S1;

Communication System: UID 0, Generic GSM (0); Frequency: 1880 MHz;Duty Cycle: 1:8
Medium parameters used (interpolated): f = 1880 MHz; σ = 1.425 S/m; ε_r = 40.696; ρ = 1000 kg/m^3
Phantom section: Right Section

DASY5 Configuration:

- Probe: EX3DV4 - SN7522; ConvF(7.95, 7.95, 7.95) @ 1880 MHz;
- Sensor-Surface: 4mm (Mechanical Surface Detection)
- Electronics: DAE4 Sn1562; Calibrated: 3/3/2020
- Phantom: SAM-Twin V8.0 P1aP2a; Type: QD 000 P41 AA ; Serial: 1962
- Measurement SW: DASY52, Version 52.10 (2);

Head Right Tilt/GSM 1900 Mid/Area Scan (71x91x1): Interpolated grid: dx=1.500 mm, dy=1.500 mm
Maximum value of SAR (interpolated) = 0.0977 W/kg

Head Right Tilt/GSM 1900 Mid/Zoom Scan (5x5x7)/Cube 0: Measurement grid: dx=8mm, dy=8mm, dz=5mm
Reference Value = 7.317 V/m; Power Drift = 0.12 dB
Peak SAR (extrapolated) = 0.126 W/kg
SAR(1 g) = 0.077 W/kg; SAR(10 g) = 0.050 W/kg
Maximum value of SAR (measured) = 0.0809 W/kg

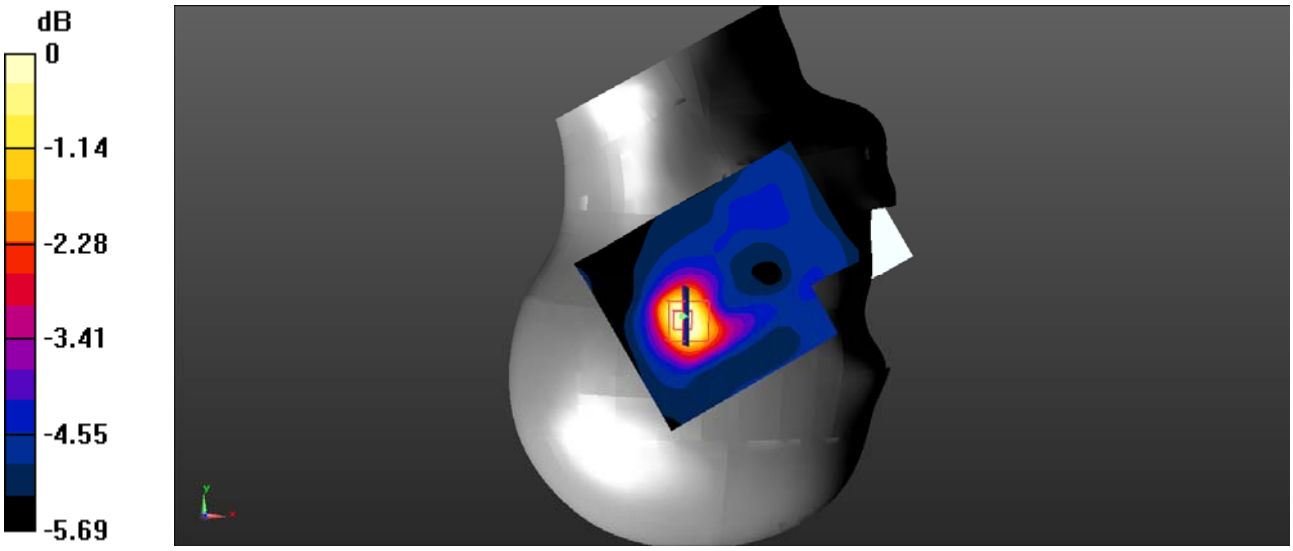

0 dB = 0.0809 W/kg = -10.92 dBW/kg

Test Plot 15#: PCS 1900_Body Worn Back_Middle

DUT: Mobile Phone; Type: KD50; Serial:RSZ200813004-SA-S1;

Communication System: UID 0, Generic GSM (0); Frequency: 1880 MHz;Duty Cycle: 1:8
Medium parameters used (interpolated): f = 1880 MHz; σ = 1.425 S/m; ε_r = 40.696; ρ = 1000 kg/m^3
Phantom section: Flat Section

DASY5 Configuration:

- Probe: EX3DV4 - SN7522; ConvF(7.95, 7.95, 7.95) @ 1880 MHz;
- Sensor-Surface: 4mm (Mechanical Surface Detection)
- Electronics: DAE4 Sn1562; Calibrated: 3/3/2020
- Phantom: SAM-Twin V8.0 P1aP2a; Type: QD 000 P41 AA ; Serial: 1962
- Measurement SW: DASY52, Version 52.10 (2);

Body Worn Back/GSM 1900 Mid/Area Scan (71x91x1): Interpolated grid: dx=1.500 mm, dy=1.500 mm
Maximum value of SAR (interpolated) = 0.455 W/kg

Body Worn Back/GSM 1900 Mid/Zoom Scan (5x5x7)/Cube 0: Measurement grid: dx=8mm, dy=8mm, dz=5mm
Reference Value = 15.81 V/m; Power Drift = -0.13 dB
Peak SAR (extrapolated) = 0.671 W/kg
SAR(1 g) = 0.412 W/kg; SAR(10 g) = 0.253 W/kg
Maximum value of SAR (measured) = 0.447 W/kg

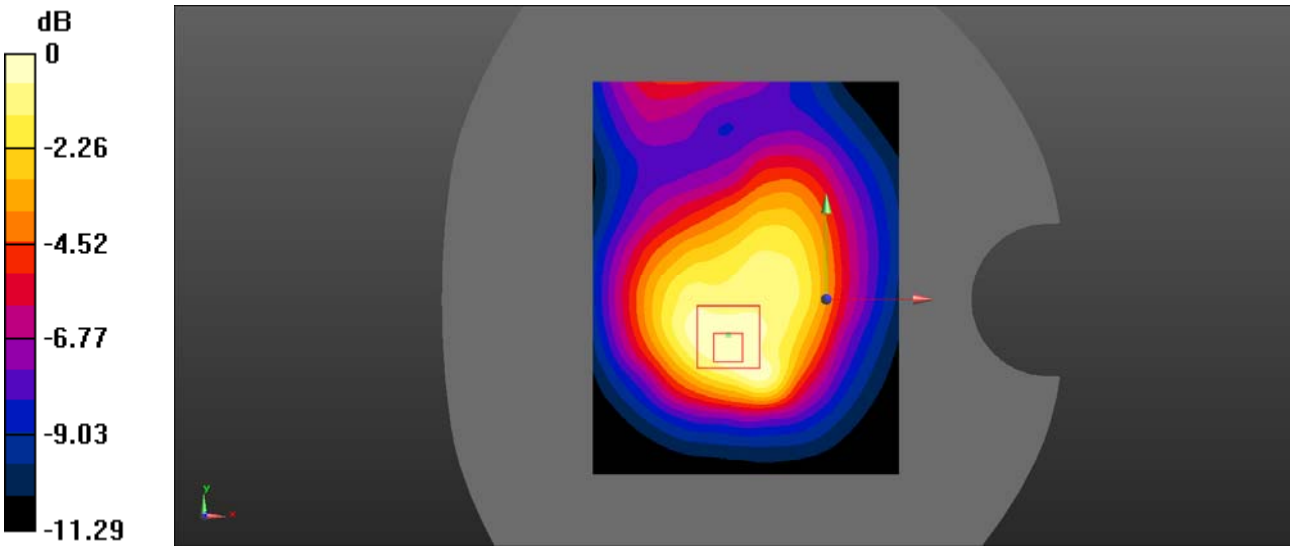

0 dB = 0.447 W/kg = -3.50 dBW/kg

Test Plot 16#: PCS 1900_Body Back_Middle

DUT: Mobile Phone; Type: KD50; Serial:RSZ200813004-SA-S1;

Communication System: UID 0, Generic GPRS-3 slots (0); Frequency: 1880 MHz;Duty Cycle: 1:2.66
Medium parameters used (interpolated): f = 1880 MHz; σ = 1.425 S/m; ε_r = 40.696; ρ = 1000 kg/m^3
Phantom section: Flat Section

DASY5 Configuration:

- Probe: EX3DV4 - SN7522; ConvF(7.95, 7.95, 7.95) @ 1880 MHz;
- Sensor-Surface: 4mm (Mechanical Surface Detection)
- Electronics: DAE4 Sn1562; Calibrated: 3/3/2020
- Phantom: SAM-Twin V8.0 P1aP2a; Type: QD 000 P41 AA ; Serial: 1962
- Measurement SW: DASY52, Version 52.10 (2);

Body Back/GSM 1900 Mid/Area Scan (71x131x1): Interpolated grid: dx=1.500 mm, dy=1.500 mm
Maximum value of SAR (interpolated) = 0.551 W/kg

Body Back/GSM 1900 Mid/Zoom Scan (5x5x7)/Cube 0: Measurement grid: dx=8mm, dy=8mm, dz=5mm
Reference Value = 10.87 V/m; Power Drift = -0.12 dB
Peak SAR (extrapolated) = 0.796 W/kg
SAR(1 g) = 0.490 W/kg; SAR(10 g) = 0.299 W/kg
Maximum value of SAR (measured) = 0.537 W/kg

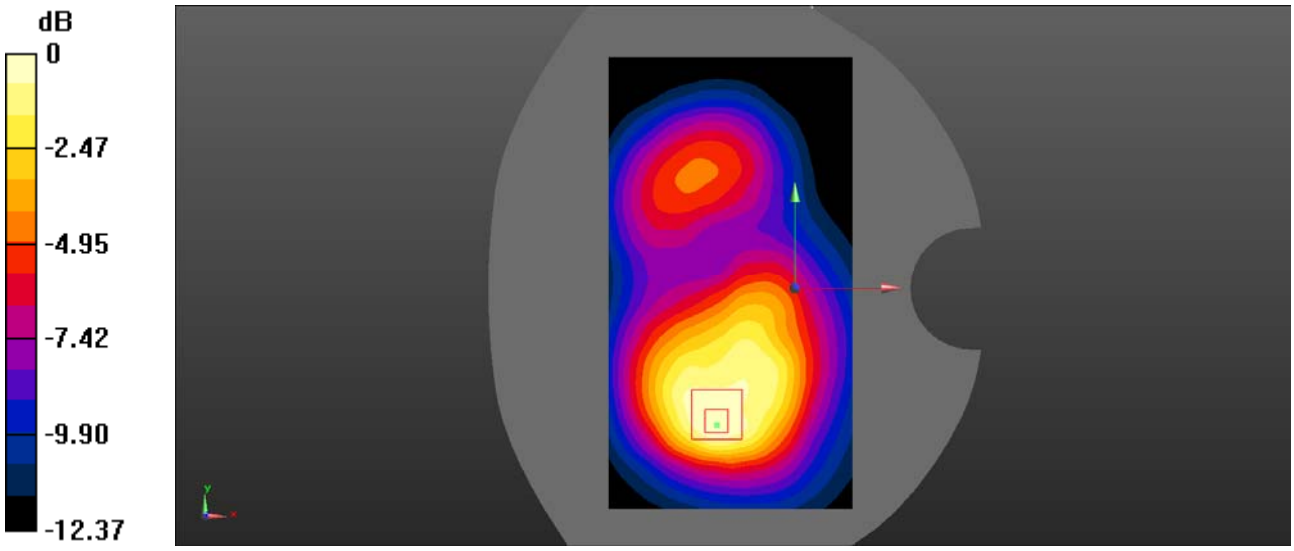

0 dB = 0.537 W/kg = -2.70 dBW/kg

Test Plot 17#: PCS 1900_Body Left_Middle

DUT: Mobile Phone; Type: KD50; Serial:RSZ200813004-SA-S1;

Communication System: UID 0, Generic GPRS-3slots (0); Frequency: 1880 MHz;Duty Cycle: 1:2.66
Medium parameters used (interpolated): f = 1880 MHz; σ = 1.425 S/m; ε_r = 40.696; ρ = 1000 kg/m^3
Phantom section: Flat Section

DASY5 Configuration:

- Probe: EX3DV4 - SN7522; ConvF(7.95, 7.95, 7.95) @ 1880 MHz;
- Sensor-Surface: 4mm (Mechanical Surface Detection)
- Electronics: DAE4 Sn1562; Calibrated: 3/3/2020
- Phantom: SAM-Twin V8.0 P1aP2a; Type: QD 000 P41 AA ; Serial: 1962
- Measurement SW: DASY52, Version 52.10 (2);

Body Left/GSM 1900 Mid/Area Scan (71x91x1): Interpolated grid: dx=1.500 mm, dy=1.500 mm
Maximum value of SAR (interpolated) = 0.116 W/kg

Body Left/GSM 1900 Mid/Zoom Scan (5x5x7)/Cube 0: Measurement grid: dx=8mm, dy=8mm, dz=5mm
Reference Value = 8.920 V/m; Power Drift = -0.17 dB
Peak SAR (extrapolated) = 0.161 W/kg
SAR(1 g) = 0.106 W/kg; SAR(10 g) = 0.072 W/kg
Maximum value of SAR (measured) = 0.112 W/kg

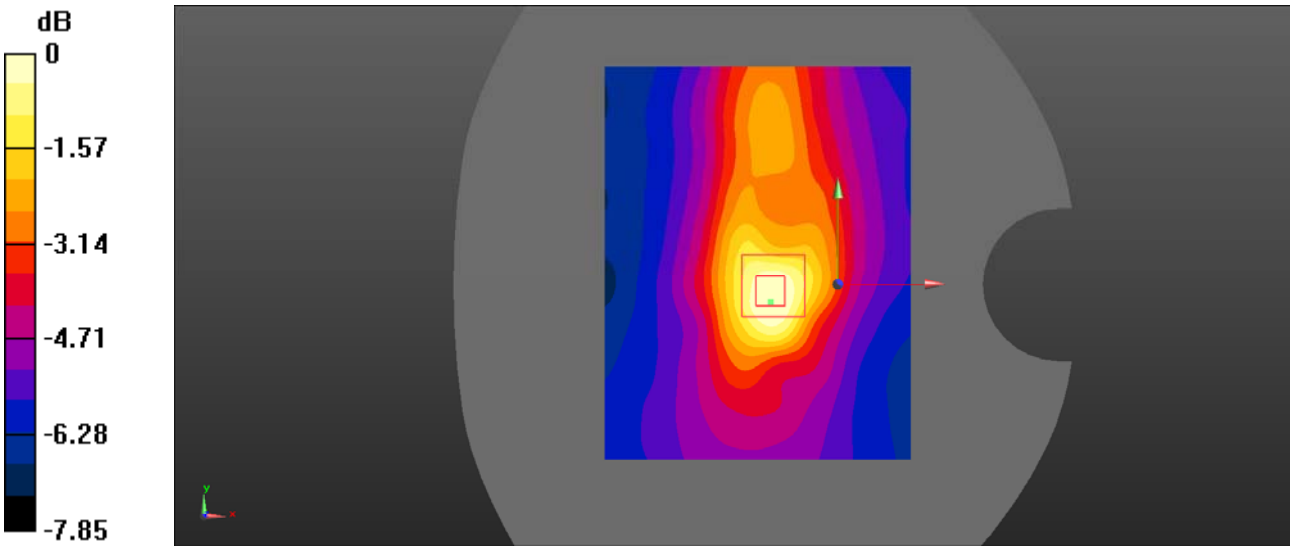

0 dB = 0.112 W/kg = -9.51 dBW/kg

Test Plot 18#: PCS 1900_Body Bottom_Middle

DUT: Mobile Phone; Type: KD50; Serial:RSZ200813004-SA-S1;

Communication System: UID 0, Generic GPRS-3 slots (0); Frequency: 1880 MHz;Duty Cycle: 1:2.66
Medium parameters used (interpolated): f = 1880 MHz; σ = 1.425 S/m; ε_r = 40.696; ρ = 1000 kg/m^3
Phantom section: Flat Section

DASY5 Configuration:

- Probe: EX3DV4 - SN7522; ConvF(7.95, 7.95, 7.95) @ 1880 MHz;
- Sensor-Surface: 4mm (Mechanical Surface Detection)
- Electronics: DAE4 Sn1562; Calibrated: 3/3/2020
- Phantom: SAM-Twin V8.0 P1aP2a; Type: QD 000 P41 AA ; Serial: 1962
- Measurement SW: DASY52, Version 52.10 (2);

Body Bottom/GSM 1900 Mid/Area Scan (71x91x1): Interpolated grid: dx=1.500 mm, dy=1.500 mm
Maximum value of SAR (interpolated) = 0.286 W/kg

Body Bottom/GSM 1900 Mid/Zoom Scan (5x5x7)/Cube 0: Measurement grid: dx=8mm, dy=8mm, dz=5mm
Reference Value = 12.15 V/m; Power Drift = -0.11 dB
Peak SAR (extrapolated) = 0.402 W/kg
SAR(1 g) = 0.251 W/kg; SAR(10 g) = 0.155 W/kg
Maximum value of SAR (measured) = 0.271 W/kg

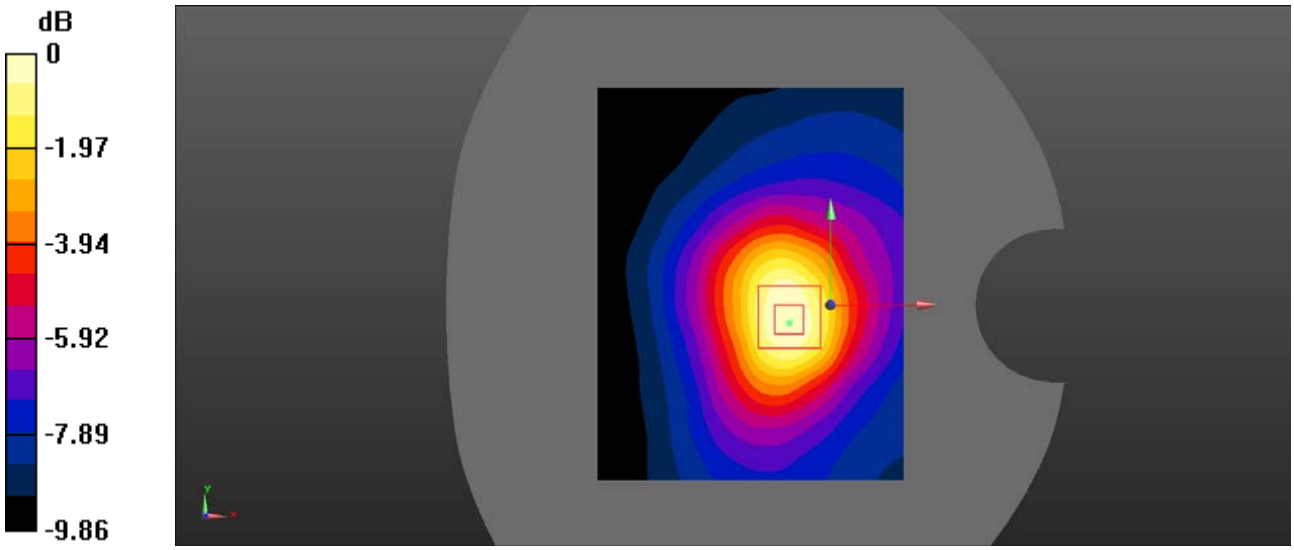

0 dB = 0.271 W/kg = -5.67 dBW/kg

Test Plot 19#: WCDMA Band 2_Head Left Cheek_Middle

DUT: Mobile Phone; Type: KD50; Serial:RSZ200813004-SA-S1;

Communication System: UID 0, WCDMA (0); Frequency: 1880 MHz;Duty Cycle: 1:1
Medium parameters used (interpolated): f = 1880 MHz; σ = 1.425 S/m; ε_r = 40.696; ρ = 1000 kg/m^3
Phantom section: Left Section

DASY5 Configuration:

- Probe: EX3DV4 - SN7522; ConvF(7.95, 7.95, 7.95) @ 1880 MHz;
- Sensor-Surface: 4mm (Mechanical Surface Detection)
- Electronics: DAE4 Sn1562; Calibrated: 3/3/2020
- Phantom: SAM-Twin V8.0 P1aP2a; Type: QD 000 P41 AA ; Serial: 1962
- Measurement SW: DASY52, Version 52.10 (2);

Head Left Cheek/WCDMA Band 2 Mid/Area Scan (71x91x1): Interpolated grid: dx=1.500 mm, dy=1.500 mm
Maximum value of SAR (interpolated) = 0.234 W/kg

Head Left Cheek/WCDMA Band 2 Mid/Zoom Scan (5x5x7)/Cube 0: Measurement grid: dx=8mm, dy=8mm, dz=5mm
Reference Value = 4.132 V/m; Power Drift = 0.11 dB
Peak SAR (extrapolated) = 0.352 W/kg
SAR(1 g) = 0.219 W/kg; SAR(10 g) = 0.139 W/kg
Maximum value of SAR (measured) = 0.232 W/kg

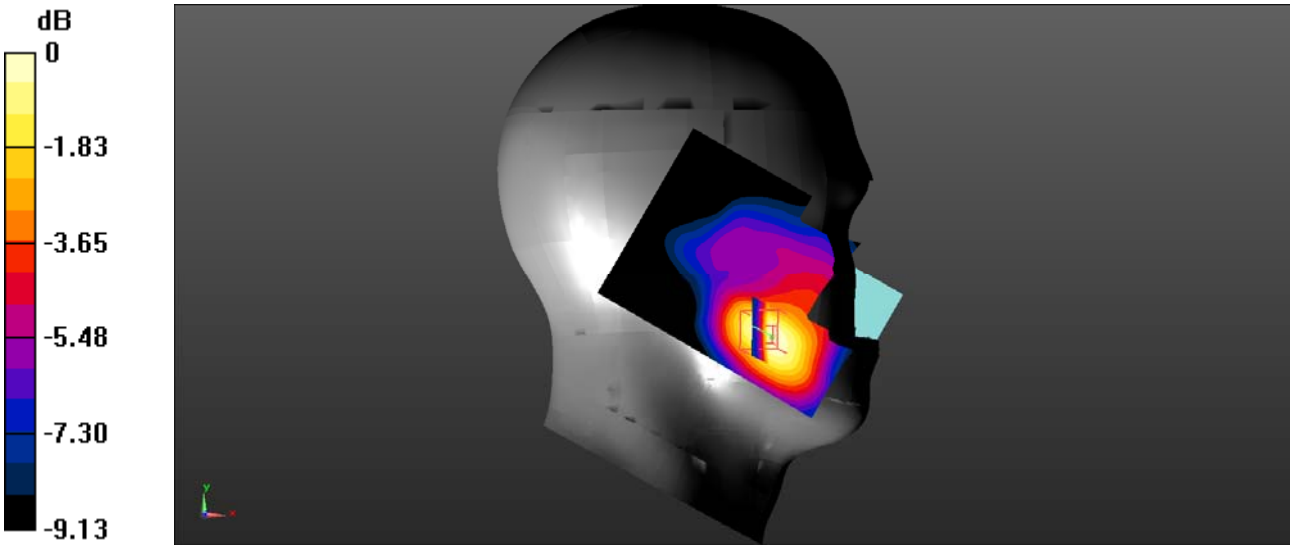

0 dB = 0.232 W/kg = -6.35 dBW/kg

Test Plot 20#: WCDMA Band 2_Head Left Tilt_Middle

DUT: Mobile Phone; Type: KD50; Serial:RSZ200813004-SA-S1;

Communication System: UID 0, WCDMA (0); Frequency: 1880 MHz;Duty Cycle: 1:1
Medium parameters used (interpolated): f = 1880 MHz; σ = 1.425 S/m; ε_r = 40.696; ρ = 1000 kg/m^3
Phantom section: Left Section

DASY5 Configuration:

- Probe: EX3DV4 - SN7522; ConvF(7.95, 7.95, 7.95) @ 1880 MHz;
- Sensor-Surface: 4mm (Mechanical Surface Detection)
- Electronics: DAE4 Sn1562; Calibrated: 3/3/2020
- Phantom: SAM-Twin V8.0 P1aP2a; Type: QD 000 P41 AA ; Serial: 1962
- Measurement SW: DASY52, Version 52.10 (2);

Head Left Tilt/WCDMA Band 2 Mid/Area Scan (71x91x1): Interpolated grid: dx=1.500 mm, dy=1.500 mm
Maximum value of SAR (interpolated) = 0.0965 W/kg

Head Left Tilt/WCDMA Band 2 Mid/Zoom Scan (5x5x7)/Cube 0: Measurement grid: dx=8mm, dy=8mm, dz=5mm
Reference Value = 6.618 V/m; Power Drift = 0.03 dB
Peak SAR (extrapolated) = 0.141 W/kg
SAR(1 g) = 0.087 W/kg; SAR(10 g) = 0.057 W/kg
Maximum value of SAR (measured) = 0.0904 W/kg

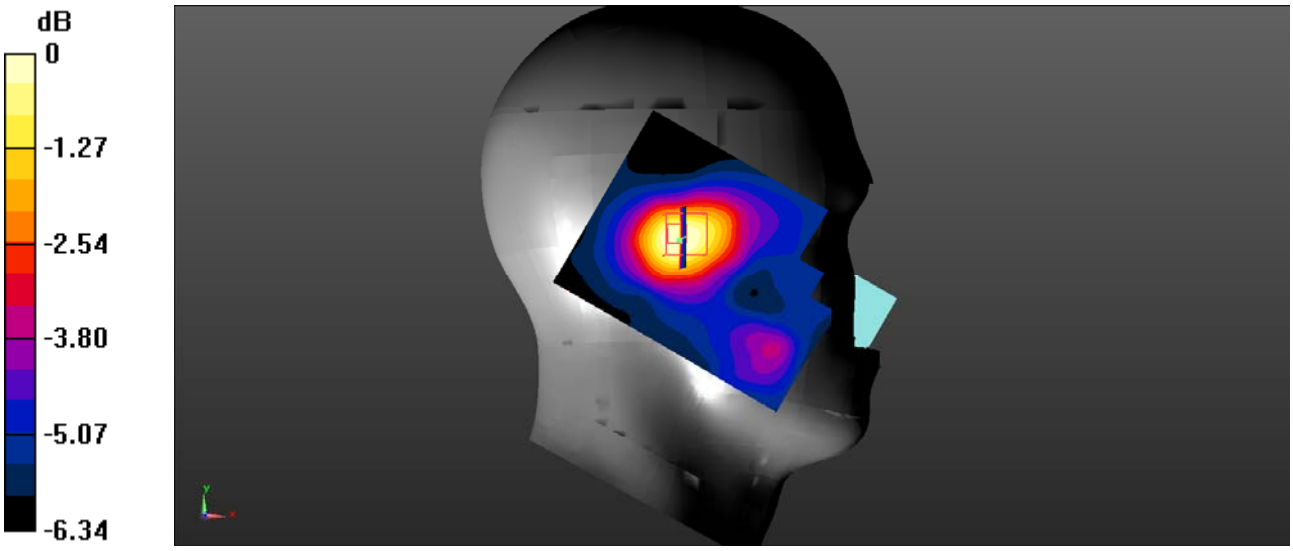

0 dB = 0.0904 W/kg = -10.44 dBW/kg

Test Plot 21#: WCDMA Band 2_Head Right Cheek_Middle

DUT: Mobile Phone; Type: KD50; Serial:RSZ200813004-SA-S1;

Communication System: UID 0, WCDMA (0); Frequency: 1880 MHz;Duty Cycle: 1:1
Medium parameters used (interpolated): f = 1880 MHz; σ = 1.425 S/m; ε_r = 40.696; ρ = 1000 kg/m^3
Phantom section: Right Section

DASY5 Configuration:

- Probe: EX3DV4 - SN7522; ConvF(7.95, 7.95, 7.95) @ 1880 MHz;
- Sensor-Surface: 4mm (Mechanical Surface Detection)
- Electronics: DAE4 Sn1562; Calibrated: 3/3/2020
- Phantom: SAM-Twin V8.0 P1aP2a; Type: QD 000 P41 AA ; Serial: 1962
- Measurement SW: DASY52, Version 52.10 (2);

Head Right Cheek/WCDMA Band 2 Mid/Area Scan (71x91x1): Interpolated grid: dx=1.500 mm, dy=1.500 mm
Maximum value of SAR (interpolated) = 0.172 W/kg

Head Right Cheek/WCDMA Band 2 Mid/Zoom Scan (5x5x7)/Cube 0: Measurement grid: dx=8mm, dy=8mm, dz=5mm
Reference Value = 5.757 V/m; Power Drift = 0.16 dB
Peak SAR (extrapolated) = 0.214 W/kg
SAR(1 g) = 0.146 W/kg; SAR(10 g) = 0.098 W/kg
Maximum value of SAR (measured) = 0.156 W/kg

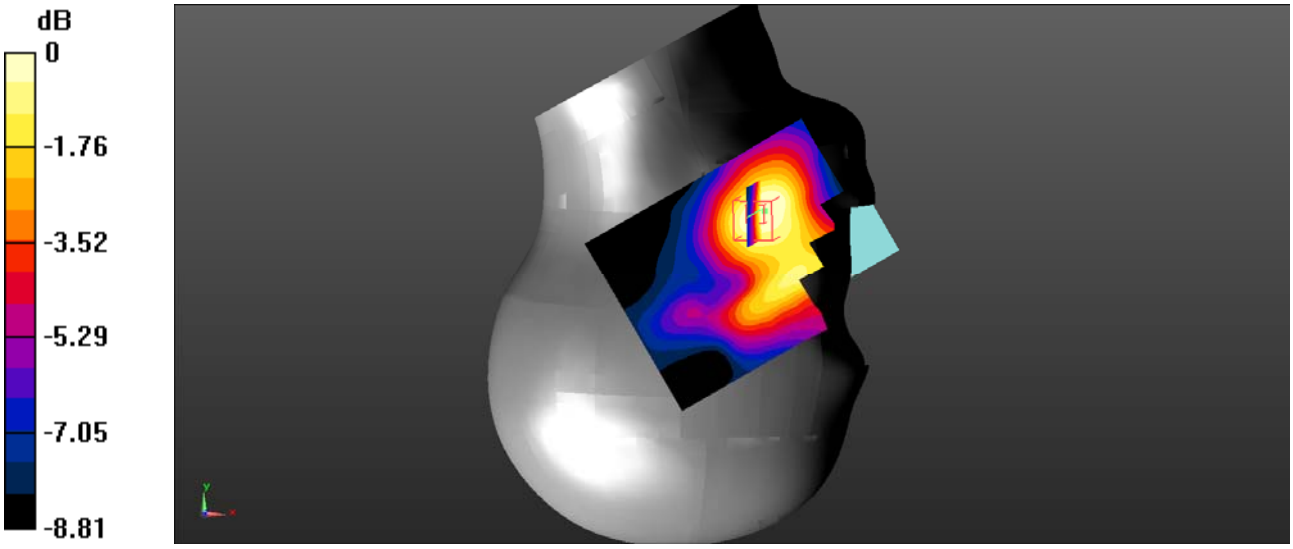

0 dB = 0.156 W/kg = -8.07 dBW/kg

Test Plot 22#: WCDMA Band 2_Head Right Tilt_Middle

DUT: Mobile Phone; Type: KD50; Serial:RSZ200813004-SA-S1;

Communication System: UID 0, WCDMA (0); Frequency: 1880 MHz;Duty Cycle: 1:1
Medium parameters used (interpolated): f = 1880 MHz; σ = 1.425 S/m; ε_r = 40.696; ρ = 1000 kg/m^3
Phantom section: Right Section

DASY5 Configuration:

- Probe: EX3DV4 - SN7522; ConvF(7.95, 7.95, 7.95) @ 1880 MHz;
- Sensor-Surface: 4mm (Mechanical Surface Detection)
- Electronics: DAE4 Sn1562; Calibrated: 3/3/2020
- Phantom: SAM-Twin V8.0 P1aP2a; Type: QD 000 P41 AA ; Serial: 1962
- Measurement SW: DASY52, Version 52.10 (2);

Head Right Tilt/WCDMA Band 2 Mid/Area Scan (71x91x1): Interpolated grid: dx=1.500 mm, dy=1.500 mm
Maximum value of SAR (interpolated) = 0.100 W/kg

Head Right Tilt/WCDMA Band 2 Mid/Zoom Scan (5x5x7)/Cube 0: Measurement grid: dx=8mm, dy=8mm, dz=5mm
Reference Value = 8.287 V/m; Power Drift = 0.10 dB
Peak SAR (extrapolated) = 0.141 W/kg
SAR(1 g) = 0.095 W/kg; SAR(10 g) = 0.065 W/kg
Maximum value of SAR (measured) = 0.0995 W/kg

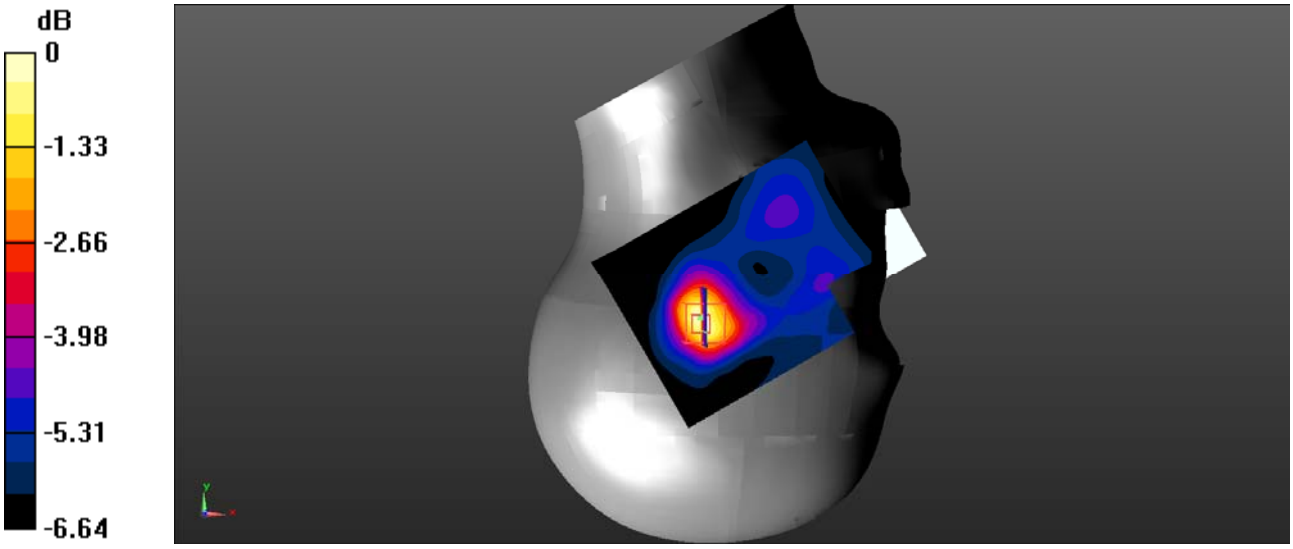

0 dB = 0.0995 W/kg = -10.02 dBW/kg

Test Plot 23#: WCDMA Band 2_Body Back_Middle

DUT: Mobile Phone; Type: KD50; Serial:RSZ200813004-SA-S1;

Communication System: UID 0, WCDMA (0); Frequency: 1880 MHz;Duty Cycle: 1:1
Medium parameters used (interpolated): f = 1880 MHz; σ = 1.425 S/m; ε_r = 40.696; ρ = 1000 kg/m^3
Phantom section: Flat Section

DASY5 Configuration:

- Probe: EX3DV4 - SN7522; ConvF(7.95, 7.95, 7.95) @ 1880 MHz;
- Sensor-Surface: 4mm (Mechanical Surface Detection)
- Electronics: DAE4 Sn1562; Calibrated: 3/3/2020
- Phantom: SAM-Twin V8.0 P1aP2a; Type: QD 000 P41 AA ; Serial: 1962
- Measurement SW: DASY52, Version 52.10 (2);

Body Back/WCDMA Band 2 Mid/Area Scan (71x91x1): Interpolated grid: dx=1.500 mm, dy=1.500 mm
Maximum value of SAR (interpolated) = 0.600 W/kg

Body Back/WCDMA Band 2 Mid/Zoom Scan (5x5x7)/Cube 0: Measurement grid: dx=8mm, dy=8mm, dz=5mm
Reference Value = 16.78 V/m; Power Drift = -0.01 dB
Peak SAR (extrapolated) = 0.873 W/kg
SAR(1 g) = 0.530 W/kg; SAR(10 g) = 0.323 W/kg
Maximum value of SAR (measured) = 0.567 W/kg

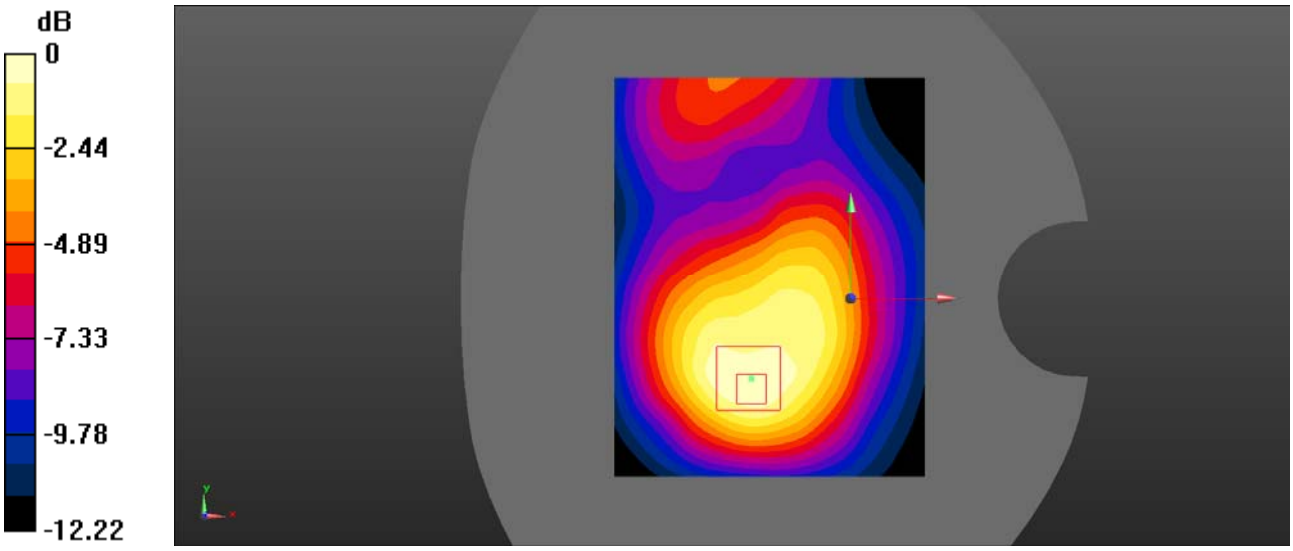

0 dB = 0.567 W/kg = -2.46 dBW/kg

Test Plot 24#: WCDMA Band 2_Body Left_Middle

DUT: Mobile Phone; Type: KD50; Serial:RSZ200813004-SA-S1;

Communication System: UID 0, WCDMA (0); Frequency: 1880 MHz;Duty Cycle: 1:1
Medium parameters used (interpolated): f = 1880 MHz; σ = 1.425 S/m; ε_r = 40.696; ρ = 1000 kg/m^3
Phantom section: Flat Section

DASY5 Configuration:

- Probe: EX3DV4 - SN7522; ConvF(7.95, 7.95, 7.95) @ 1880 MHz;
- Sensor-Surface: 4mm (Mechanical Surface Detection)
- Electronics: DAE4 Sn1562; Calibrated: 3/3/2020
- Phantom: SAM-Twin V8.0 P1aP2a; Type: QD 000 P41 AA ; Serial: 1962
- Measurement SW: DASY52, Version 52.10 (2);

Body Left/WCDMA Band 2 Mid/Area Scan (71x91x1): Interpolated grid: dx=1.500 mm, dy=1.500 mm
Maximum value of SAR (interpolated) = 0.164 W/kg

Body Left/WCDMA Band 2 Mid/Zoom Scan (5x5x7)/Cube 0: Measurement grid: dx=8mm, dy=8mm, dz=5mm
Reference Value = 10.16 V/m; Power Drift = -0.09 dB
Peak SAR (extrapolated) = 0.227 W/kg
SAR(1 g) = 0.145 W/kg; SAR(10 g) = 0.092 W/kg
Maximum value of SAR (measured) = 0.156 W/kg

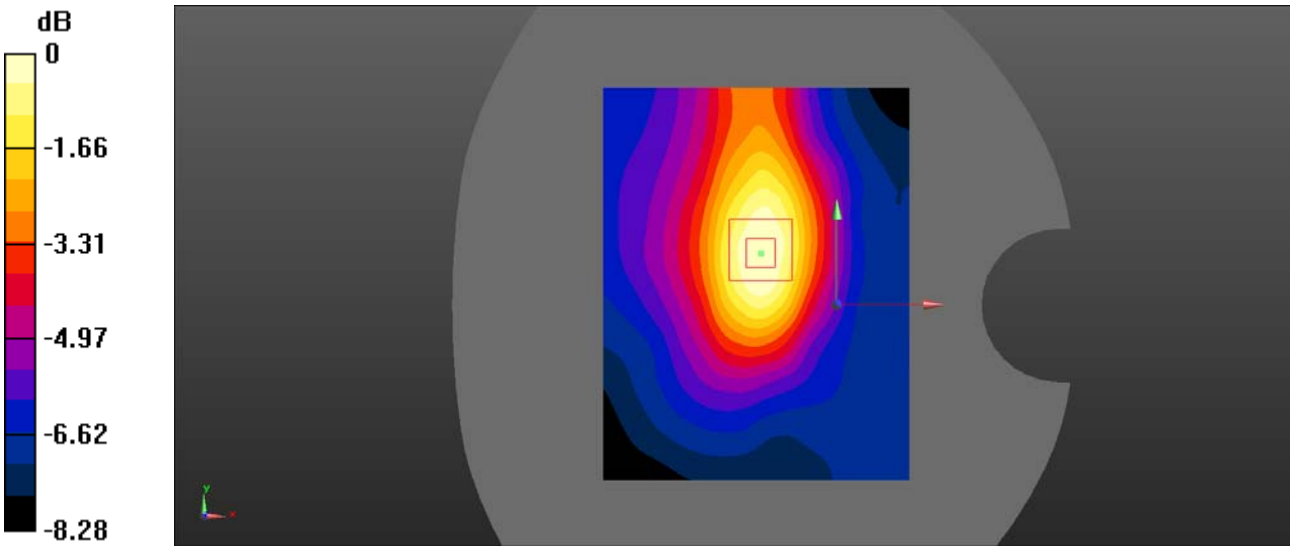

0 dB = 0.156 W/kg = -8.07 dBW/kg

Test Plot 25#: WCDMA Band 2_Body Bottom_Middle

DUT: Mobile Phone; Type: KD50; Serial:RSZ200813004-SA-S1;

Communication System: UID 0, WCDMA (0); Frequency: 1880 MHz;Duty Cycle: 1:1
Medium parameters used (interpolated): f = 1880 MHz; σ = 1.425 S/m; ε_r = 40.696; ρ = 1000 kg/m^3
Phantom section: Flat Section

DASY5 Configuration:

- Probe: EX3DV4 - SN7522; ConvF(7.95, 7.95, 7.95) @ 1880 MHz;
- Sensor-Surface: 4mm (Mechanical Surface Detection)
- Electronics: DAE4 Sn1562; Calibrated: 3/3/2020
- Phantom: SAM-Twin V8.0 P1aP2a; Type: QD 000 P41 AA ; Serial: 1962
- Measurement SW: DASY52, Version 52.10 (2);

Body Bottom/WCDMA Band 2 Mid/Area Scan (71x91x1): Interpolated grid: dx=1.500 mm, dy=1.500 mm
Maximum value of SAR (interpolated) = 0.336 W/kg

Body Bottom/WCDMA Band 2 Mid/Zoom Scan (5x5x7)/Cube 0: Measurement grid: dx=8mm, dy=8mm, dz=5mm
Reference Value = 15.32 V/m; Power Drift = -0.10 dB
Peak SAR (extrapolated) = 0.408 W/kg
SAR(1 g) = 0.255 W/kg; SAR(10 g) = 0.150 W/kg
Maximum value of SAR (measured) = 0.281 W/kg

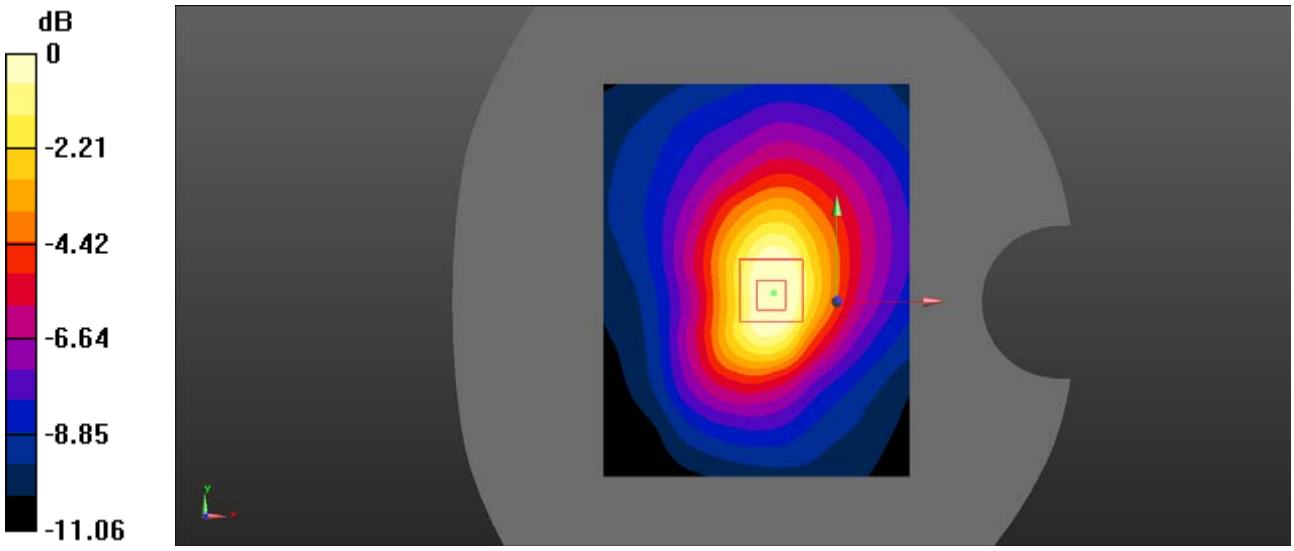

0 dB = 0.281 W/kg = -5.51 dBW/kg

Test Plot 26#: WCDMA Band 5_Head Left Cheek_Middle

DUT: Mobile Phone; Type: KD50; Serial:RSZ200813004-SA-S1;

Communication System: UID 0, WCDMA (0); Frequency: 836.6 MHz;Duty Cycle: 1:1
Medium parameters used (interpolated): f = 836.6 MHz; σ = 0.927 S/m; ε_r = 41.9; ρ = 1000 kg/m^3
Phantom section: Left Section

DASY5 Configuration:

- Probe: EX3DV4 - SN7522; ConvF(9.92, 9.92, 9.92) @ 836.6 MHz;
- Sensor-Surface: 4mm (Mechanical Surface Detection)
- Electronics: DAE4 Sn1562; Calibrated: 3/3/2020
- Phantom: SAM-Twin V8.0 P1aP2a; Type: QD 000 P41 AA ; Serial: 1962
- Measurement SW: DASY52, Version 52.10 (2);

Head Left Cheek/WCDMA Band 5 Mid/Area Scan (71x91x1): Interpolated grid: dx=1.500 mm, dy=1.500 mm
Maximum value of SAR (interpolated) = 0.300 W/kg

Head Left Cheek/WCDMA Band 5 Mid/Zoom Scan (5x5x7)/Cube 0: Measurement grid: dx=8mm, dy=8mm, dz=5mm
Reference Value = 6.442 V/m; Power Drift = 0.14 dB
Peak SAR (extrapolated) = 0.338 W/kg
SAR(1 g) = 0.257 W/kg; SAR(10 g) = 0.192 W/kg
Maximum value of SAR (measured) = 0.264 W/kg

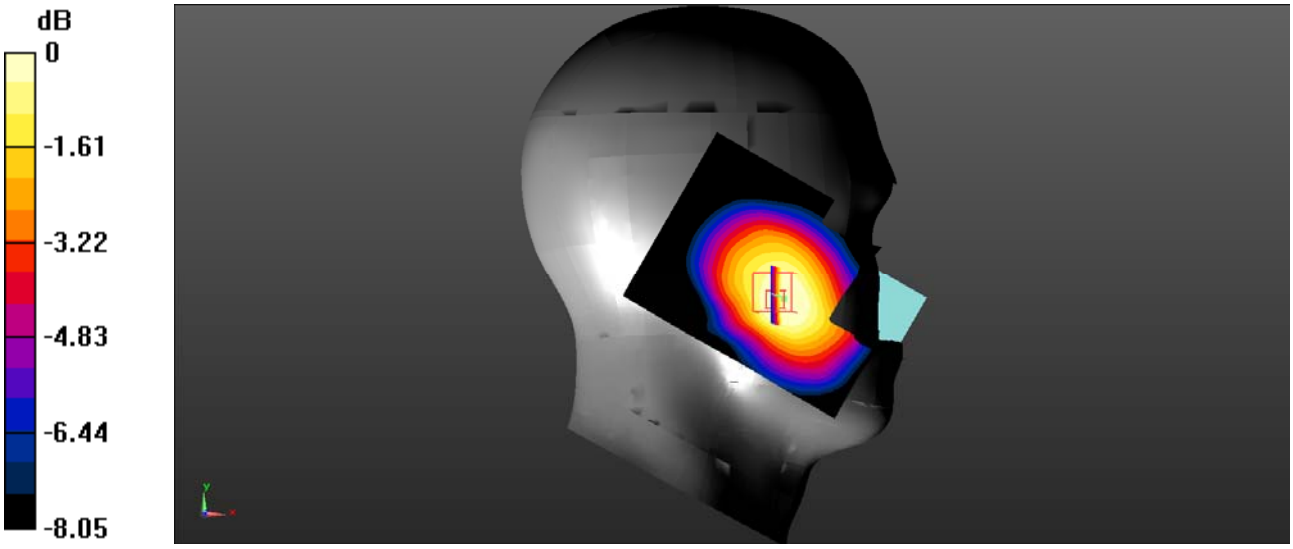

0 dB = 0.264 W/kg = -5.78 dBW/kg

Test Plot 27#: WCDMA Band 5_Head Left Tilt_Middle

DUT: Mobile Phone; Type: KD50; Serial:RSZ200813004-SA-S1;

Communication System: UID 0, WCDMA (0); Frequency: 836.6 MHz;Duty Cycle: 1:1
Medium parameters used (interpolated): f = 836.6 MHz; σ = 0.927 S/m; ε_r = 41.9; ρ = 1000 kg/m^3
Phantom section: Left Section

DASY5 Configuration:

- Probe: EX3DV4 - SN7522; ConvF(9.92, 9.92, 9.92) @ 836.6 MHz;
- Sensor-Surface: 4mm (Mechanical Surface Detection)
- Electronics: DAE4 Sn1562; Calibrated: 3/3/2020
- Phantom: SAM-Twin V8.0 P1aP2a; Type: QD 000 P41 AA ; Serial: 1962
- Measurement SW: DASY52, Version 52.10 (2);

Head Left Tilt/WCDMA Band 5 Mid/Area Scan (71x91x1): Interpolated grid: dx=1.500 mm, dy=1.500 mm
Maximum value of SAR (interpolated) = 0.147 W/kg

Head Left Tilt/WCDMA Band 5 Mid/Zoom Scan (5x5x7)/Cube 0: Measurement grid: dx=8mm, dy=8mm, dz=5mm
Reference Value = 7.197 V/m; Power Drift = 0.11 dB
Peak SAR (extrapolated) = 0.174 W/kg
SAR(1 g) = 0.145 W/kg; SAR(10 g) = 0.114 W/kg
Maximum value of SAR (measured) = 0.150 W/kg

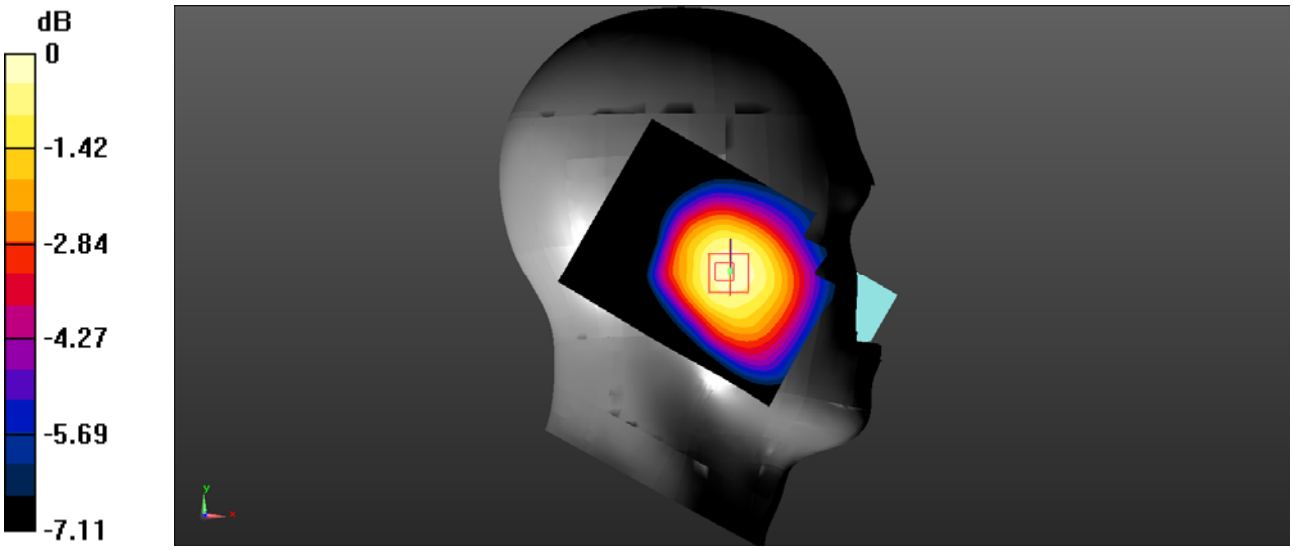

0 dB = 0.150 W/kg = -8.24 dBW/kg

Test Plot 28#: WCDMA Band 5_Head Right Cheek_Middle

DUT: Mobile Phone; Type: KD50; Serial:RSZ200813004-SA-S1;

Communication System: UID 0, WCDMA (0); Frequency: 836.6 MHz;Duty Cycle: 1:1
Medium parameters used (interpolated): f = 836.6 MHz; σ = 0.927 S/m; ε_r = 41.9; ρ = 1000 kg/m^3
Phantom section: Right Section

DASY5 Configuration:

- Probe: EX3DV4 - SN7522; ConvF(9.92, 9.92, 9.92) @ 836.6 MHz;
- Sensor-Surface: 4mm (Mechanical Surface Detection)
- Electronics: DAE4 Sn1562; Calibrated: 3/3/2020
- Phantom: SAM-Twin V8.0 P1aP2a; Type: QD 000 P41 AA ; Serial: 1962
- Measurement SW: DASY52, Version 52.10 (2);

Head Right Cheek/WCDMA Band 5 Mid/Area Scan (71x91x1): Interpolated grid: dx=1.500 mm, dy=1.500 mm
Maximum value of SAR (interpolated) = 0.228 W/kg

Head Right Cheek/WCDMA Band 5 Mid/Zoom Scan (5x5x7)/Cube 0: Measurement grid: dx=8mm, dy=8mm, dz=5mm
Reference Value = 5.506 V/m; Power Drift = 0.09 dB
Peak SAR (extrapolated) = 0.248 W/kg
SAR(1 g) = 0.209 W/kg; SAR(10 g) = 0.161 W/kg
Maximum value of SAR (measured) = 0.216 W/kg

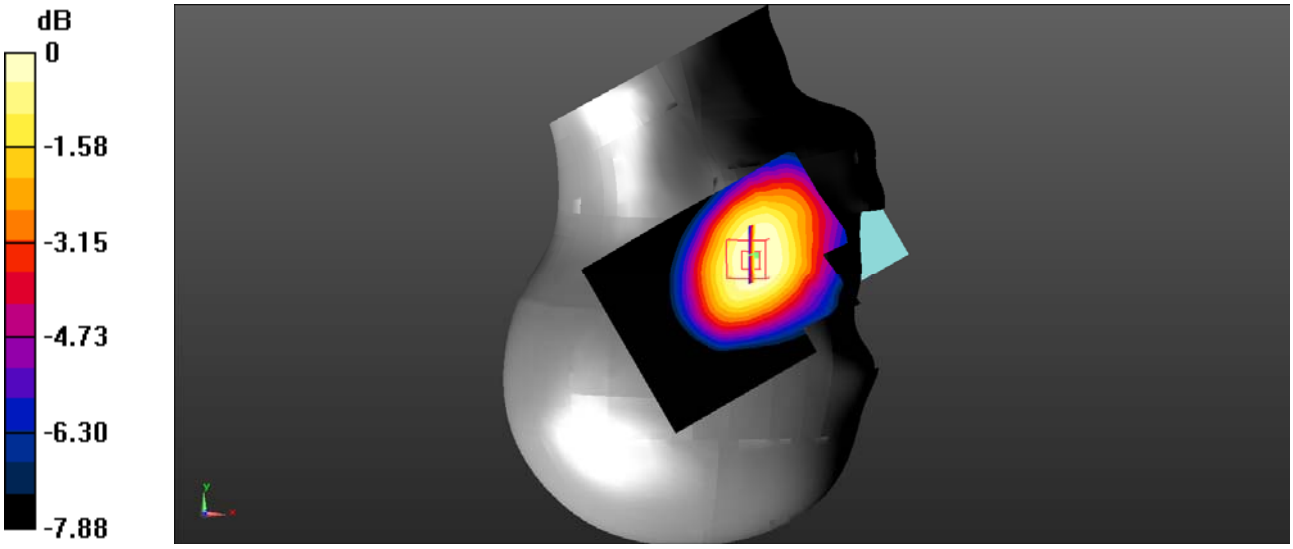

0 dB = 0.216 W/kg = -6.66 dBW/kg

Test Plot 29#: WCDMA Band 5_Head Right Tilt_Middle

DUT: Mobile Phone; Type: KD50; Serial:RSZ200813004-SA-S1;

Communication System: UID 0, WCDMA (0); Frequency: 836.6 MHz;Duty Cycle: 1:1
Medium parameters used (interpolated): f = 836.6 MHz; σ = 0.927 S/m; ε_r = 41.9; ρ = 1000 kg/m^3
Phantom section: Right Section

DASY5 Configuration:

- Probe: EX3DV4 - SN7522; ConvF(9.92, 9.92, 9.92) @ 836.6 MHz;
- Sensor-Surface: 4mm (Mechanical Surface Detection)
- Electronics: DAE4 Sn1562; Calibrated: 3/3/2020
- Phantom: SAM-Twin V8.0 P1aP2a; Type: QD 000 P41 AA ; Serial: 1962
- Measurement SW: DASY52, Version 52.10 (2);

Head Right Tilt/WCDMA Band 5 Mid/Area Scan (71x91x1): Interpolated grid: dx=1.500 mm, dy=1.500 mm
Maximum value of SAR (interpolated) = 0.151 W/kg

Head Right Tilt/WCDMA Band 5 Mid/Zoom Scan (5x5x7)/Cube 0: Measurement grid: dx=8mm, dy=8mm, dz=5mm
Reference Value = 8.167 V/m; Power Drift = 0.03 dB
Peak SAR (extrapolated) = 0.169 W/kg
SAR(1 g) = 0.139 W/kg; SAR(10 g) = 0.107 W/kg
Maximum value of SAR (measured) = 0.144 W/kg

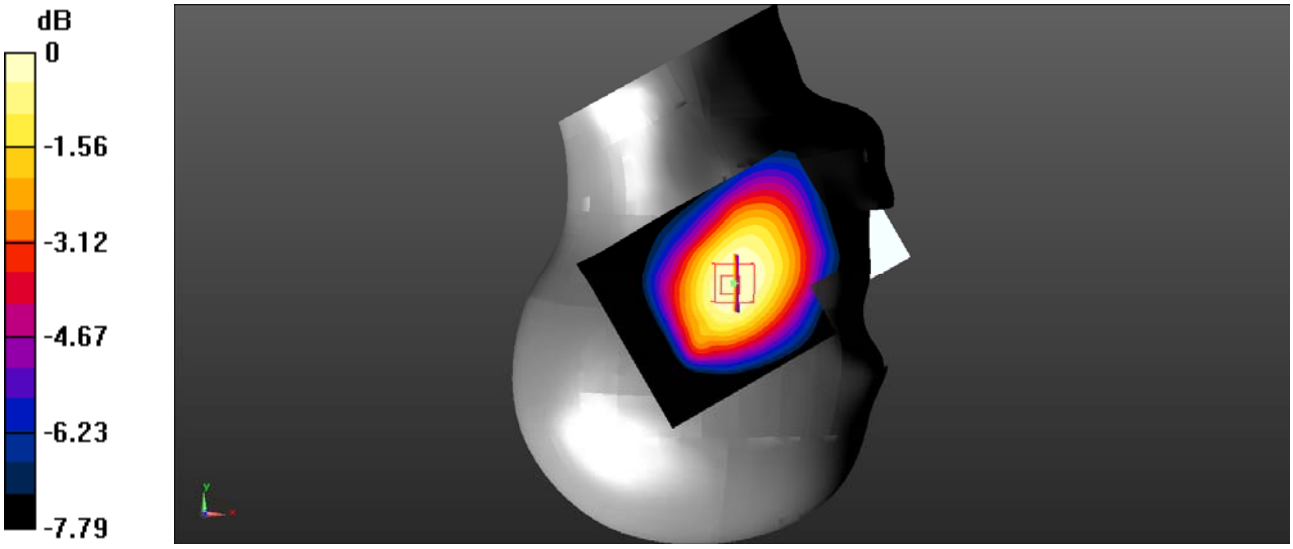

0 dB = 0.144 W/kg = -8.42 dBW/kg

Test Plot 30#: WCDMA Band 5_Body Back_Middle

DUT: Mobile Phone; Type: KD50; Serial:RSZ200813004-SA-S1;

Communication System: UID 0, WCDMA (0); Frequency: 836.6 MHz;Duty Cycle: 1:1
Medium parameters used (interpolated): f = 836.6 MHz; σ = 0.927 S/m; ε_r = 41.9; ρ = 1000 kg/m^3
Phantom section: Flat Section

DASY5 Configuration:

- Probe: EX3DV4 - SN7522; ConvF(9.92, 9.92, 9.92) @ 836.6 MHz;
- Sensor-Surface: 4mm (Mechanical Surface Detection)
- Electronics: DAE4 Sn1562; Calibrated: 3/3/2020
- Phantom: SAM-Twin V8.0 P1aP2a; Type: QD 000 P41 AA ; Serial: 1962
- Measurement SW: DASY52, Version 52.10 (2);

Body Back/WCDMA Band 5 Mid/Area Scan (71x91x1): Interpolated grid: dx=1.500 mm, dy=1.500 mm
Maximum value of SAR (interpolated) = 0.391 W/kg

Body Back/WCDMA Band 5 Mid/Zoom Scan (5x5x7)/Cube 0: Measurement grid: dx=8mm, dy=8mm, dz=5mm
Reference Value = 17.58 V/m; Power Drift = -0.17 dB
Peak SAR (extrapolated) = 0.466 W/kg
SAR(1 g) = 0.375 W/kg; SAR(10 g) = 0.282 W/kg
Maximum value of SAR (measured) = 0.389 W/kg

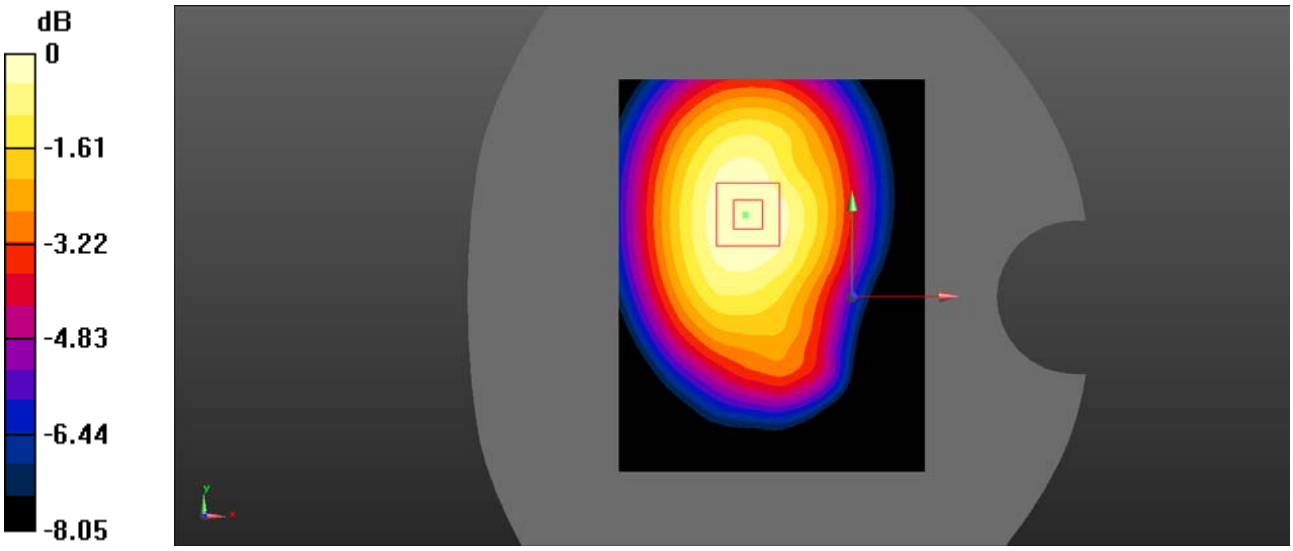

0 dB = 0.389 W/kg = -4.10 dBW/kg

Test Plot 31#: WCDMA Band 5_Body Left_Middle

DUT: Mobile Phone; Type: KD50; Serial:RSZ200813004-SA-S1;

Communication System: UID 0, WCDMA (0); Frequency: 836.6 MHz;Duty Cycle: 1:1
Medium parameters used (interpolated): f = 836.6 MHz; σ = 0.927 S/m; ε_r = 41.9; ρ = 1000 kg/m^3
Phantom section: Flat Section

DASY5 Configuration:

- Probe: EX3DV4 - SN7522; ConvF(9.92, 9.92, 9.92) @ 836.6 MHz;
- Sensor-Surface: 4mm (Mechanical Surface Detection)
- Electronics: DAE4 Sn1562; Calibrated: 3/3/2020
- Phantom: SAM-Twin V8.0 P1aP2a; Type: QD 000 P41 AA ; Serial: 1962
- Measurement SW: DASY52, Version 52.10 (2);

Body Left/WCDMA Band 5 Mid/Area Scan (71x91x1): Interpolated grid: dx=1.500 mm, dy=1.500 mm
Maximum value of SAR (interpolated) = 0.203 W/kg

Body Left/WCDMA Band 5 Mid/Zoom Scan (5x5x7)/Cube 0: Measurement grid: dx=8mm, dy=8mm, dz=5mm
Reference Value = 10.43 V/m; Power Drift = 0.06 dB
Peak SAR (extrapolated) = 0.246 W/kg
SAR(1 g) = 0.181 W/kg; SAR(10 g) = 0.128 W/kg
Maximum value of SAR (measured) = 0.191 W/kg

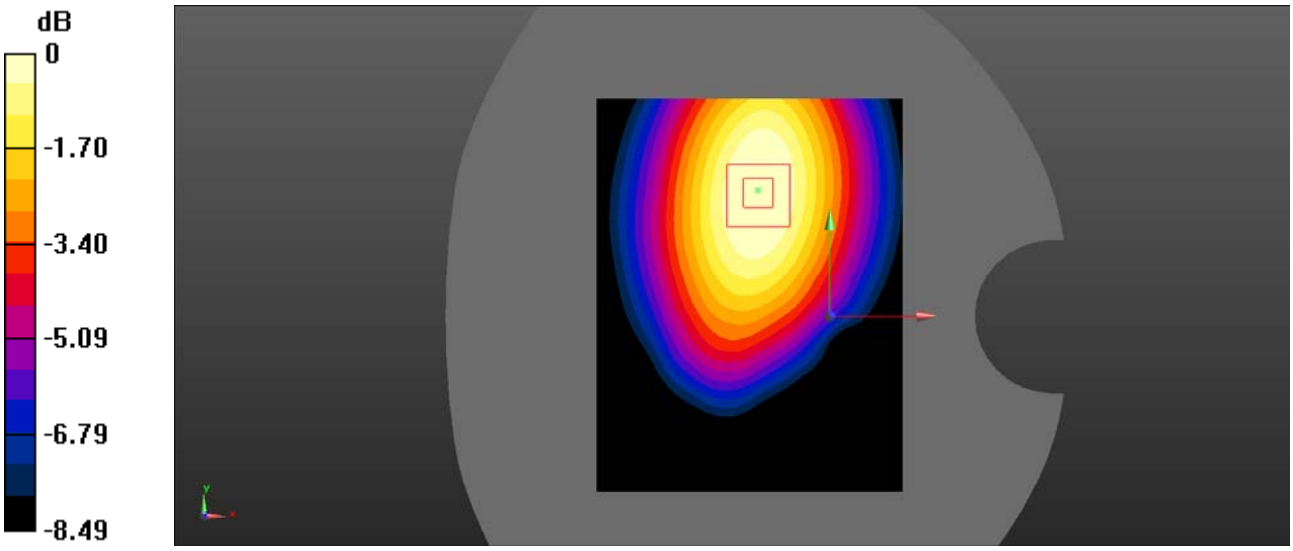

0 dB = 0.191 W/kg = -7.19 dBW/kg

Test Plot 32#: WCDMA Band 5_Body Bottom_Middle

DUT: Mobile Phone; Type: KD50; Serial:RSZ200813004-SA-S1;

Communication System: UID 0, WCDMA (0); Frequency: 836.6 MHz;Duty Cycle: 1:1
Medium parameters used (interpolated): f = 836.6 MHz; σ = 0.927 S/m; ε_r = 41.9; ρ = 1000 kg/m^3
Phantom section: Flat Section

DASY5 Configuration:

- Probe: EX3DV4 - SN7522; ConvF(9.92, 9.92, 9.92) @ 836.6 MHz;
- Sensor-Surface: 4mm (Mechanical Surface Detection)
- Electronics: DAE4 Sn1562; Calibrated: 3/3/2020
- Phantom: SAM-Twin V8.0 P1aP2a; Type: QD 000 P41 AA ; Serial: 1962
- Measurement SW: DASY52, Version 52.10 (2);

Body Bottom/WCDMA Band 5 Mid/Area Scan (71x91x1): Interpolated grid: dx=1.500 mm, dy=1.500 mm
Maximum value of SAR (interpolated) = 0.112 W/kg

Body Bottom/WCDMA Band 5 Mid/Zoom Scan (5x5x7)/Cube 0: Measurement grid: dx=8mm, dy=8mm, dz=5mm
Reference Value = 9.976 V/m; Power Drift = -0.17 dB
Peak SAR (extrapolated) = 0.184 W/kg
SAR(1 g) = 0.098 W/kg; SAR(10 g) = 0.060 W/kg
Maximum value of SAR (measured) = 0.103 W/kg

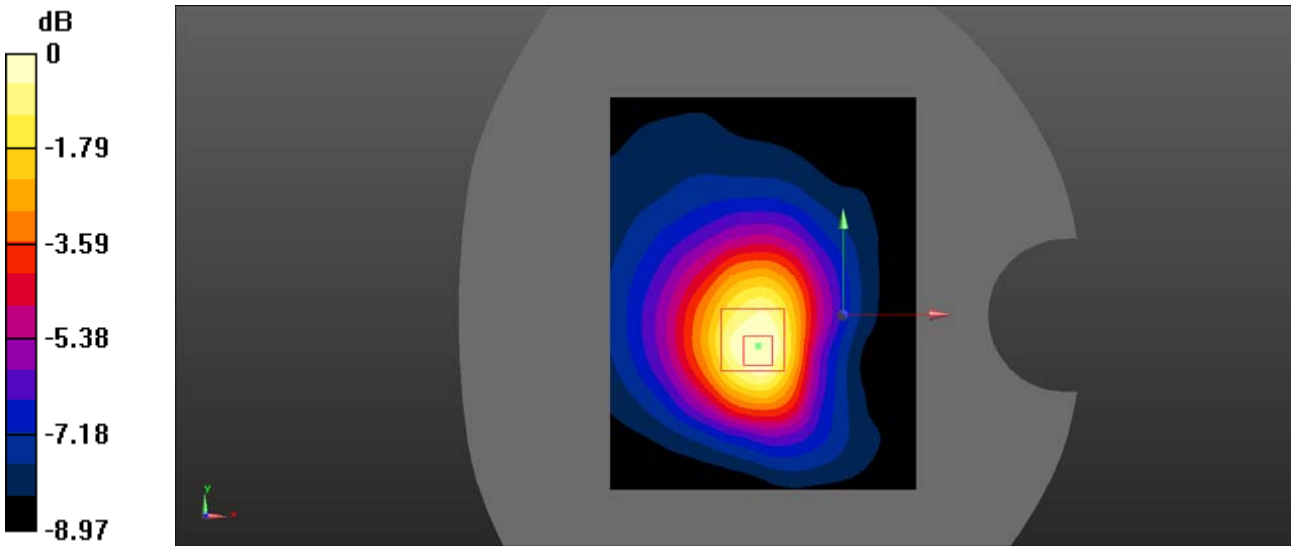

0 dB = 0.103 W/kg = -9.87 dBW/kg

Test Plot 33#: WLAN 802.11b High

DUT: Mobile Phone; Type: KD50; Serial:RSZ200813004-SA-S1;

Communication System: UID 0, 2.4G DTS (0); Frequency: 2462 MHz;Duty Cycle: 1:1
Medium parameters used (interpolated): f = 2462 MHz; σ = 1.835 S/m; ε_r = 39.171; ρ = 1000 kg/m^3
Phantom section: Left Section

DASY5 Configuration:

- Probe: EX3DV4 - SN7522; ConvF(7.15, 7.15, 7.15) @ 2462 MHz;
- Sensor-Surface: 4mm (Mechanical Surface Detection)
- Electronics: DAE4 Sn1562; Calibrated: 3/3/2020
- Phantom: SAM-Twin V8.0 P1aP2a; Type: QD 000 P41 AA ; Serial: 1962
- Measurement SW: DASY52, Version 52.10 (2);

Head Left Cheek/WLAN 802.11b High/Area Scan (101x111x1): Interpolated grid: dx=1.000 mm, dy=1.000 mm
Maximum value of SAR (interpolated) = 0.228 W/kg

Head Left Cheek/WLAN 802.11b High/Zoom Scan (7x7x7)/Cube 0: Measurement grid: dx=5mm, dy=5mm, dz=5mm
Reference Value = 9.795 V/m; Power Drift = 0.07 dB
Peak SAR (extrapolated) = 0.368 W/kg
SAR(1 g) = 0.217 W/kg; SAR(10 g) = 0.135 W/kg
Maximum value of SAR (measured) = 0.233 W/kg

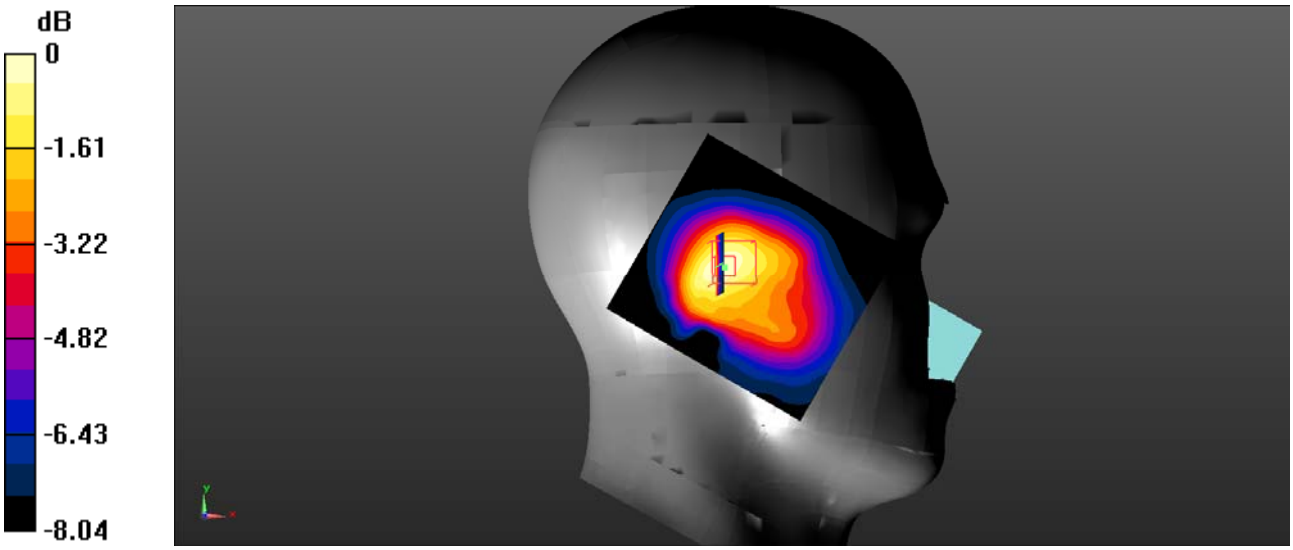

0 dB = 0.233 W/kg = -6.33 dBW/kg

Test Plot 34#: WLAN 802.11b High

DUT: Mobile Phone; Type: KD50; Serial:RSZ200813004-SA-S1;

Communication System: UID 0, 2.4G DTS (0); Frequency: 2462 MHz;Duty Cycle: 1:1
Medium parameters used (interpolated): f = 2462 MHz; σ = 1.835 S/m; ε_r = 39.171; ρ = 1000 kg/m^3
Phantom section: Left Section

DASY5 Configuration:

- Probe: EX3DV4 - SN7522; ConvF(7.15, 7.15, 7.15) @ 2462 MHz;
- Sensor-Surface: 4mm (Mechanical Surface Detection)
- Electronics: DAE4 Sn1562; Calibrated: 3/3/2020
- Phantom: SAM-Twin V8.0 P1aP2a; Type: QD 000 P41 AA ; Serial: 1962
- Measurement SW: DASY52, Version 52.10 (2);

Head Left Tilt/WLAN 802.11b High/Area Scan (101x111x1): Interpolated grid: dx=1.000 mm, dy=1.000 mm
Maximum value of SAR (interpolated) = 0.243 W/kg

Head Left Tilt/WLAN 802.11b High/Zoom Scan (7x7x7)/Cube 0: Measurement grid: dx=5mm, dy=5mm, dz=5mm
Reference Value = 11.26 V/m; Power Drift = -0.10 dB
Peak SAR (extrapolated) = 0.368 W/kg
SAR(1 g) = 0.224 W/kg; SAR(10 g) = 0.142 W/kg
Maximum value of SAR (measured) = 0.236 W/kg

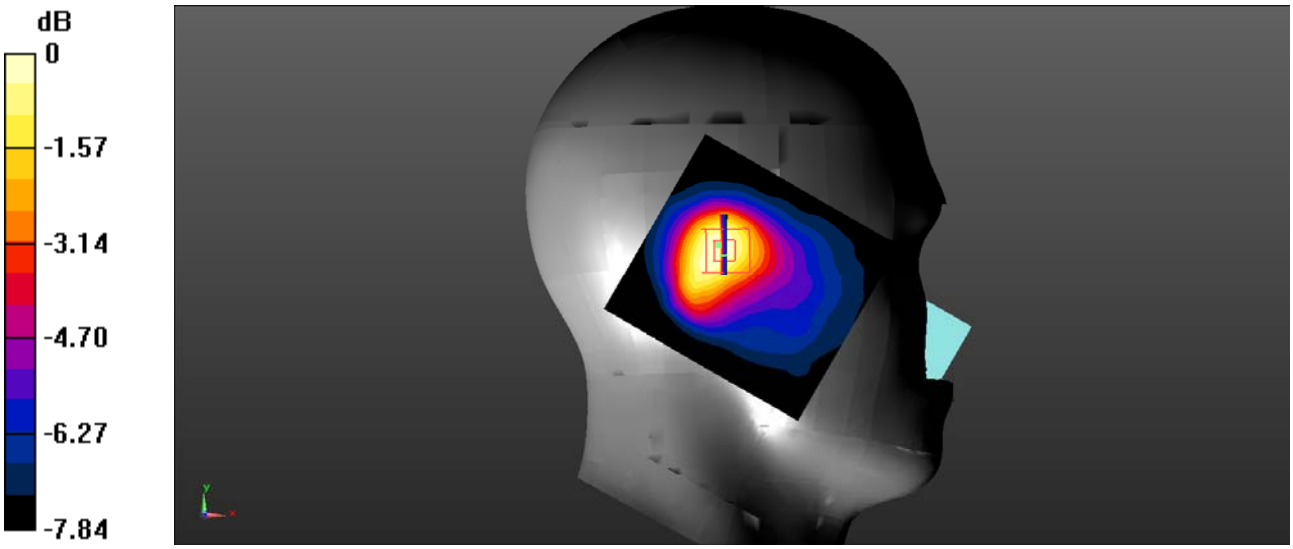

0 dB = 0.236 W/kg = -6.27 dBW/kg

Test Plot 35#: WLAN 802.11b High

DUT: Mobile Phone; Type: KD50; Serial:RSZ200813004-SA-S1;

Communication System: UID 0, 2.4G DTS (0); Frequency: 2462 MHz;Duty Cycle: 1:1
Medium parameters used (interpolated): f = 2462 MHz; σ = 1.835 S/m; ε_r = 39.171; ρ = 1000 kg/m^3
Phantom section: Right Section

DASY5 Configuration:

- Probe: EX3DV4 - SN7522; ConvF(7.15, 7.15, 7.15) @ 2462 MHz;
- Sensor-Surface: 4mm (Mechanical Surface Detection)
- Electronics: DAE4 Sn1562; Calibrated: 3/3/2020
- Phantom: SAM-Twin V8.0 P1aP2a; Type: QD 000 P41 AA ; Serial: 1962
- Measurement SW: DASY52, Version 52.10 (2);

Head Right Cheek/WLAN 802.11b High/Area Scan (101x111x1): Interpolated grid: dx=1.000 mm, dy=1.000 mm
Maximum value of SAR (interpolated) = 0.420 W/kg

Head Right Cheek/WLAN 802.11b High/Zoom Scan (7x7x7)/Cube 0: Measurement grid: dx=5mm, dy=5mm, dz=5mm
Reference Value = 9.914 V/m; Power Drift = 0.10 dB
Peak SAR (extrapolated) = 0.740 W/kg
SAR(1 g) = 0.359 W/kg; SAR(10 g) = 0.212 W/kg
Maximum value of SAR (measured) = 0.384 W/kg

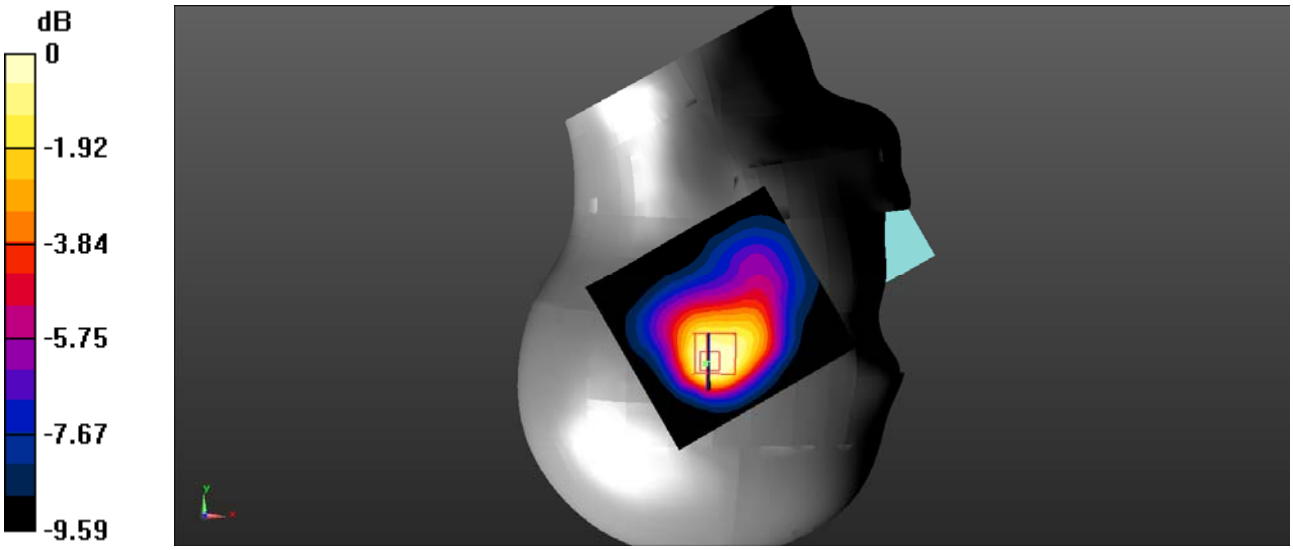

0 dB = 0.384 W/kg = -4.16 dBW/kg

Test Plot 36#: WLAN 802.11b High

DUT: Mobile Phone; Type: KD50; Serial:RSZ200813004-SA-S1;

Communication System: UID 0, 2.4G DTS (0); Frequency: 2462 MHz;Duty Cycle: 1:1
Medium parameters used (interpolated): f = 2462 MHz; σ = 1.835 S/m; ε_r = 39.171; ρ = 1000 kg/m^3
Phantom section: Right Section

DASY5 Configuration:

- Probe: EX3DV4 - SN7522; ConvF(7.15, 7.15, 7.15) @ 2462 MHz;
- Sensor-Surface: 4mm (Mechanical Surface Detection)
- Electronics: DAE4 Sn1562; Calibrated: 3/3/2020
- Phantom: SAM-Twin V8.0 P1aP2a; Type: QD 000 P41 AA ; Serial: 1962
- Measurement SW: DASY52, Version 52.10 (2);

Head Right Tilt/WLAN 802.11b High/Area Scan (101x111x1): Interpolated grid: dx=1.000 mm, dy=1.000 mm
Maximum value of SAR (interpolated) = 0.326 W/kg

Head Right Tilt/WLAN 802.11b High/Zoom Scan (7x7x7)/Cube 0: Measurement grid: dx=5mm, dy=5mm, dz=5mm
Reference Value = 10.72 V/m; Power Drift = -0.05 dB
Peak SAR (extrapolated) = 0.540 W/kg
SAR(1 g) = 0.265 W/kg; SAR(10 g) = 0.153 W/kg
Maximum value of SAR (measured) = 0.287 W/kg

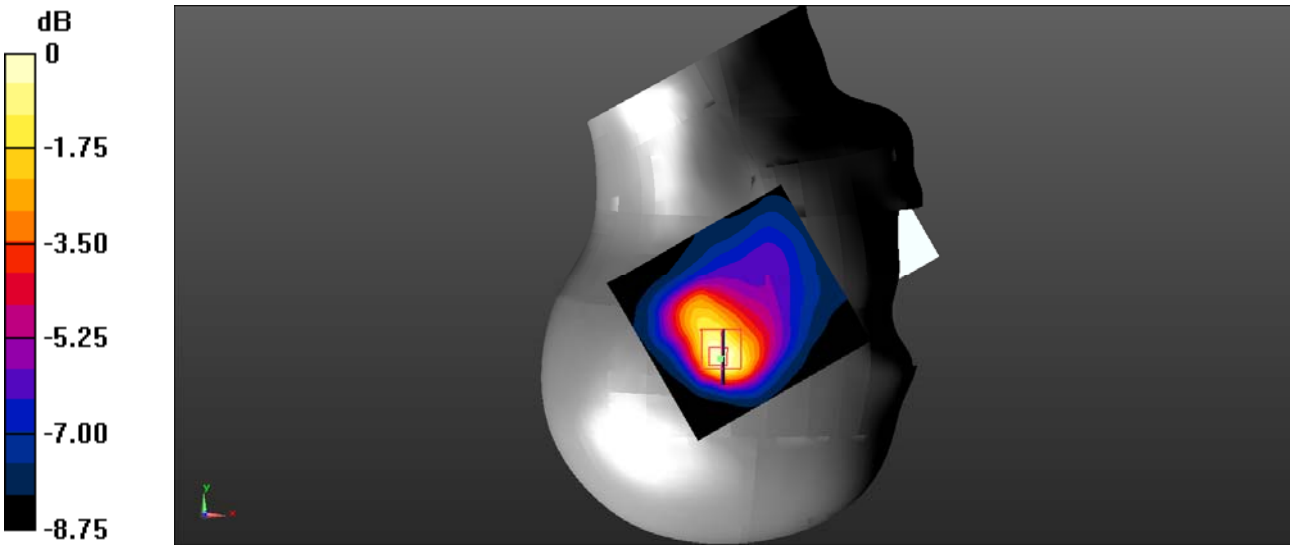

0 dB = 0.287 W/kg = -5.42 dBW/kg

Test Plot 37#: WLAN 802.11b High

DUT: Mobile Phone; Type: KD50; Serial:RSZ200813004-SA-S1;

Communication System: UID 0, 2.4G DTS (0); Frequency: 2462 MHz;Duty Cycle: 1:1
Medium parameters used (interpolated): f = 2462 MHz; σ = 1.835 S/m; ε_r = 39.171; ρ = 1000 kg/m^3
Phantom section: Flat Section

DASY5 Configuration:

- Probe: EX3DV4 - SN7522; ConvF(7.15, 7.15, 7.15) @ 2462 MHz;
- Sensor-Surface: 4mm (Mechanical Surface Detection)
- Electronics: DAE4 Sn1562; Calibrated: 3/3/2020
- Phantom: SAM-Twin V8.0 P1aP2a; Type: QD 000 P41 AA ; Serial: 1962
- Measurement SW: DASY52, Version 52.10 (2);

Body Back/WLAN 802.11b High/Area Scan (121x101x1): Interpolated grid: dx=1.000 mm, dy=1.000 mm
Maximum value of SAR (interpolated) = 0.123 W/kg

Body Back/WLAN 802.11b High/Zoom Scan (7x7x7)/Cube 0: Measurement grid: dx=5mm, dy=5mm, dz=5mm
Reference Value = 7.914 V/m; Power Drift = 0.12 dB
Peak SAR (extrapolated) = 0.229 W/kg
SAR(1 g) = 0.115 W/kg; SAR(10 g) = 0.078 W/kg
Maximum value of SAR (measured) = 0.116 W/kg

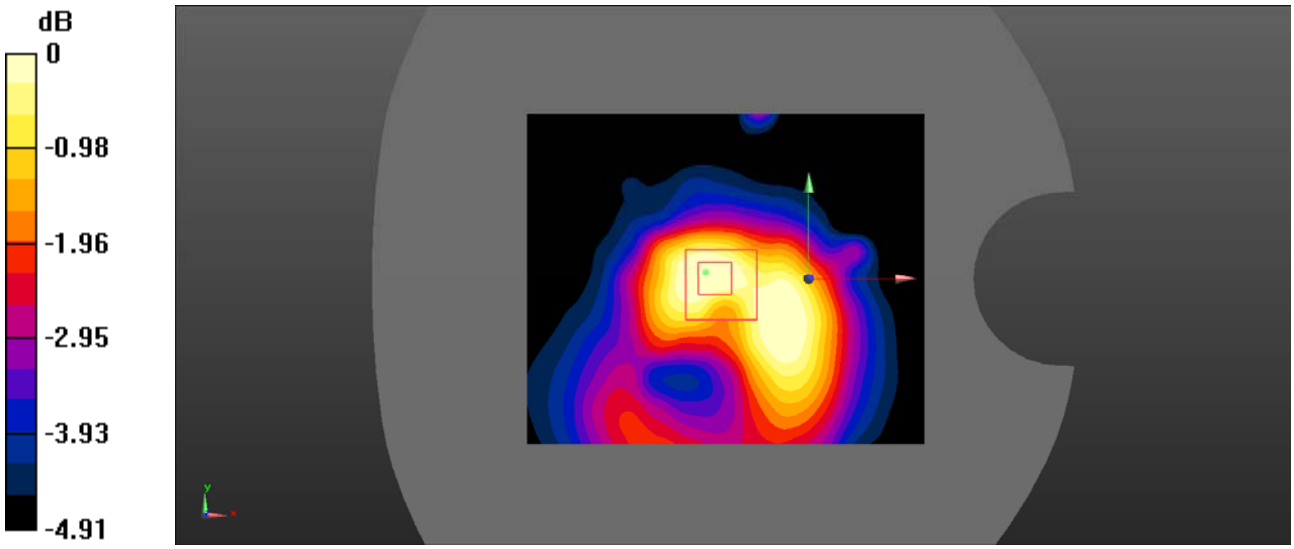

0 dB = 0.116 W/kg = -9.36 dBW/kg

Test Plot 38#: WLAN 802.11b High

DUT: Mobile Phone; Type: KD50; Serial:RSZ200813004-SA-S1;

Communication System: UID 0, 2.4G DTS (0); Frequency: 2462 MHz;Duty Cycle: 1:1
Medium parameters used (interpolated): f = 2462 MHz; σ = 1.835 S/m; ε_r = 39.171; ρ = 1000 kg/m^3
Phantom section: Flat Section

DASY5 Configuration:

- Probe: EX3DV4 - SN7522; ConvF(7.15, 7.15, 7.15) @ 2462 MHz;
- Sensor-Surface: 4mm (Mechanical Surface Detection)
- Electronics: DAE4 Sn1562; Calibrated: 3/3/2020
- Phantom: SAM-Twin V8.0 P1aP2a; Type: QD 000 P41 AA ; Serial: 1962
- Measurement SW: DASY52, Version 52.10 (2);

Body Left/WLAN 802.11b High/Area Scan (101x101x1): Interpolated grid: dx=1.000 mm, dy=1.000 mm
Maximum value of SAR (interpolated) = 0.0963 W/kg

Body Left/WLAN 802.11b High/Zoom Scan (7x7x7)/Cube 0: Measurement grid: dx=5mm, dy=5mm, dz=5mm
Reference Value = 5.570 V/m; Power Drift = 0.11 dB
Peak SAR (extrapolated) = 0.133 W/kg
SAR(1 g) = 0.092 W/kg; SAR(10 g) = 0.069 W/kg
Maximum value of SAR (measured) = 0.0967 W/kg

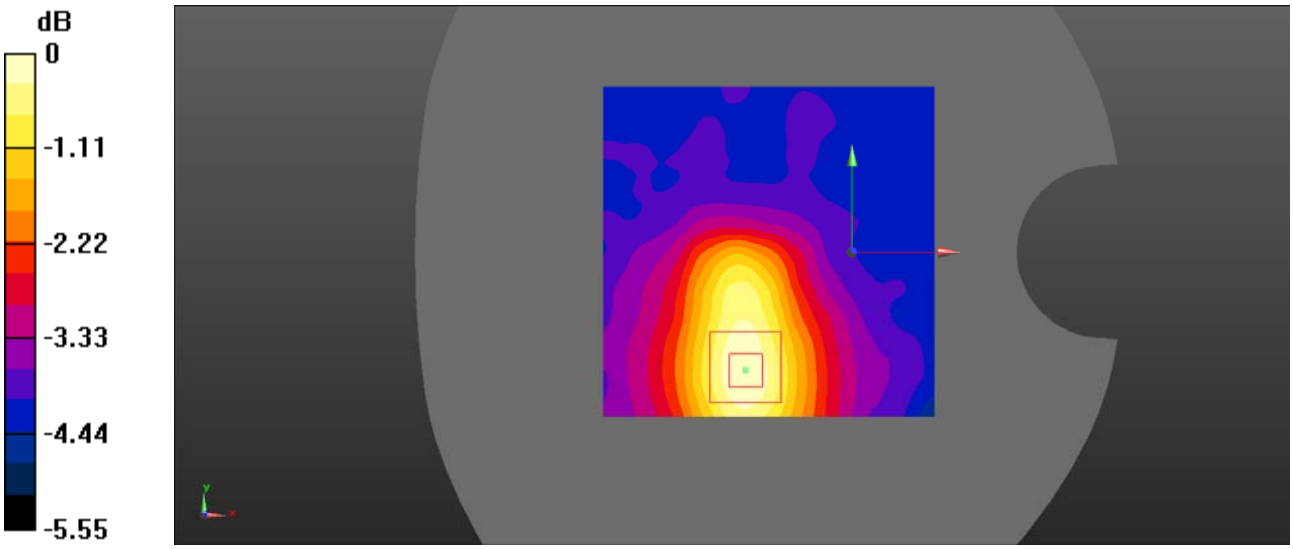

0 dB = 0.0967 W/kg = -10.15 dBW/kg

Test Plot 39#: WLAN 802.11b High

DUT: Mobile Phone; Type: KD50; Serial:RSZ200813004-SA-S1;

Communication System: UID 0, 2.4G DTS (0); Frequency: 2462 MHz;Duty Cycle: 1:1
Medium parameters used (interpolated): f = 2462 MHz; σ = 1.835 S/m; ε_r = 39.171; ρ = 1000 kg/m^3
Phantom section: Flat Section

DASY5 Configuration:

- Probe: EX3DV4 - SN7522; ConvF(7.15, 7.15, 7.15) @ 2462 MHz;
- Sensor-Surface: 4mm (Mechanical Surface Detection)
- Electronics: DAE4 Sn1562; Calibrated: 3/3/2020
- Phantom: SAM-Twin V8.0 P1aP2a; Type: QD 000 P41 AA ; Serial: 1962
- Measurement SW: DASY52, Version 52.10 (2);

Body Top/WLAN 802.11b High/Area Scan (101x121x1): Interpolated grid: dx=1.000 mm, dy=1.000 mm
Maximum value of SAR (interpolated) = 0.159 W/kg

Body Top/WLAN 802.11b High/Zoom Scan (7x7x7)/Cube 0: Measurement grid: dx=5mm, dy=5mm, dz=5mm
Reference Value = 8.306 V/m; Power Drift = -0.01 dB
Peak SAR (extrapolated) = 0.233 W/kg
SAR(1 g) = 0.145 W/kg; SAR(10 g) = 0.098 W/kg
Maximum value of SAR (measured) = 0.156 W/kg

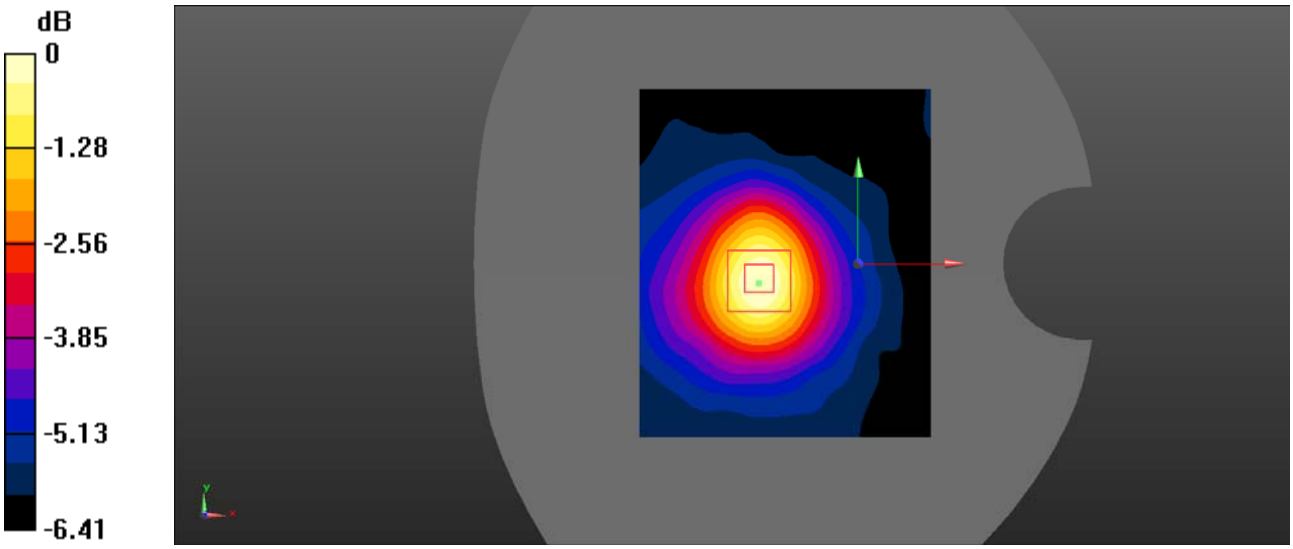

0 dB = 0.156 W/kg = -8.07 dBW/kg