Appendix A1: Emission Bandwidth

Test Result

TestMode	Antenna	Channel	26db EBW [MHz]	FL[MHz]	FH[MHz]	Limit[MHz]	Verdict
11A	Ant1	5180	20.280	5169.880	5190.160	---	PASS
		5200	25.600	5186.720	5212.320	---	PASS
		5240	25.520	5226.800	5252.320	---	PASS
		5260	21.400	5248.720	5270.120	---	PASS
		5280	23.400	5268.840	5292.240	---	PASS
		5320	23.520	5308.760	5332.280	---	PASS
		5500	22.480	5487.720	5510.200	---	PASS
		5580	21.520	5568.880	5590.400	---	PASS
		5700	31.120	5683.560	5714.680	---	PASS
		5745	30.880	5728.520	5759.400	---	PASS
		5785	33.240	5768.720	5801.960	---	PASS
		5825	34.920	5807.080	5842.000	---	PASS
11N20SISO	Ant1	5180	20.760	5169.640	5190.400	---	PASS
		5200	20.640	5189.720	5210.360	---	PASS
		5240	20.760	5229.640	5250.400	---	PASS
		5260	20.640	5249.720	5270.360	---	PASS
		5280	20.680	5269.680	5290.360	---	PASS
		5320	20.760	5309.680	5330.440	---	PASS
		5500	20.640	5489.720	5510.360	---	PASS
		5580	20.720	5569.680	5590.400	---	PASS
		5700	27.880	5686.920	5714.800	---	PASS
		5745	30.000	5729.840	5759.840	---	PASS
		5785	36.480	5768.440	5804.920	---	PASS
		5825	37.840	5807.080	5844.920	---	PASS
11N40SISO	Ant1	5190	52.960	5162.480	5215.440	---	PASS
		5230	49.520	5205.680	5255.200	---	PASS
		5270	51.680	5242.320	5294.000	---	PASS
		5310	44.240	5289.680	5333.920	---	PASS
		5510	44.320	5489.440	5533.760	---	PASS
		5550	45.200	5529.760	5574.960	---	PASS
		5670	46.080	5649.760	5695.840	---	PASS
		5755	73.760	5717.000	5790.760	---	PASS
		5795	78.400	5756.600	5835.000	---	PASS

Test Graphs

11A_Ant1_5180

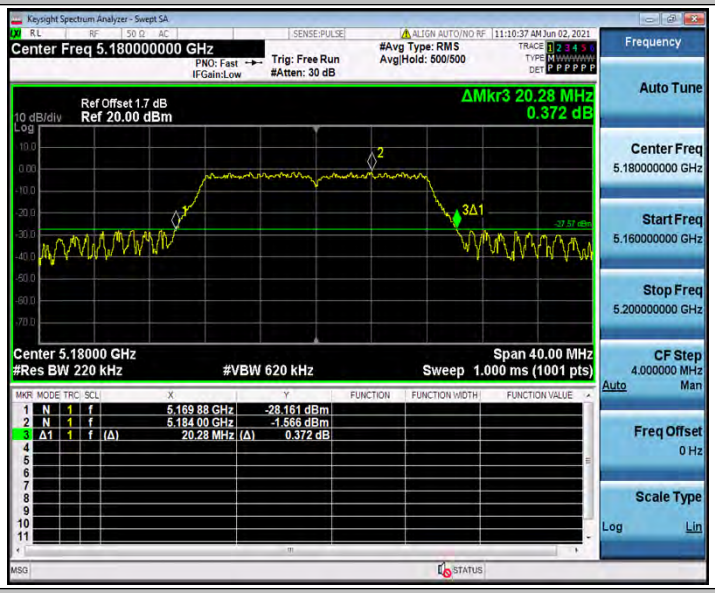

11A_Ant1_5200

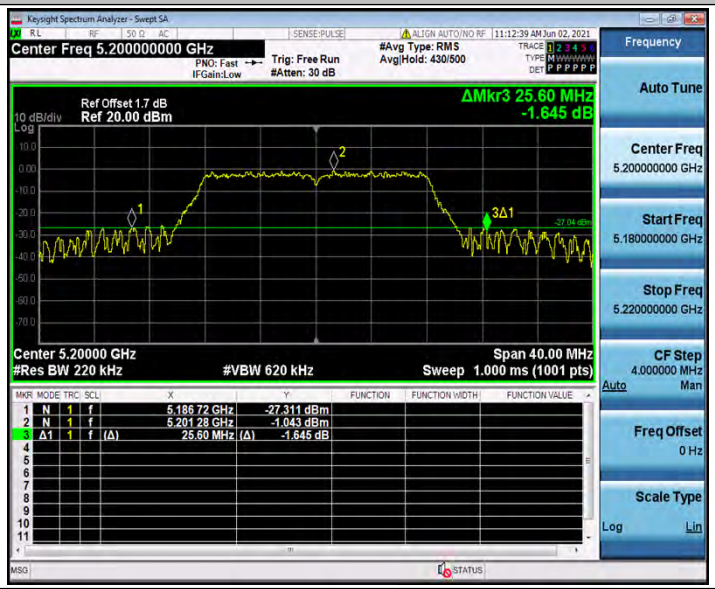

11A_Ant1_5240

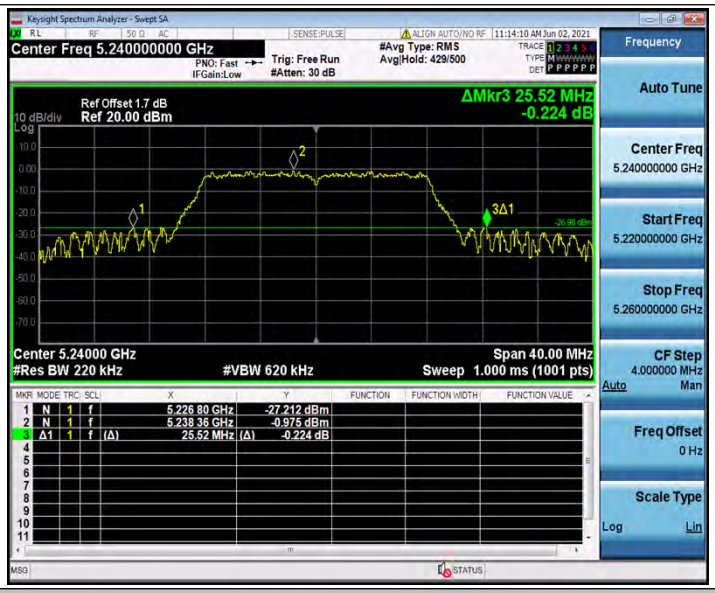

11A_Ant1_5260

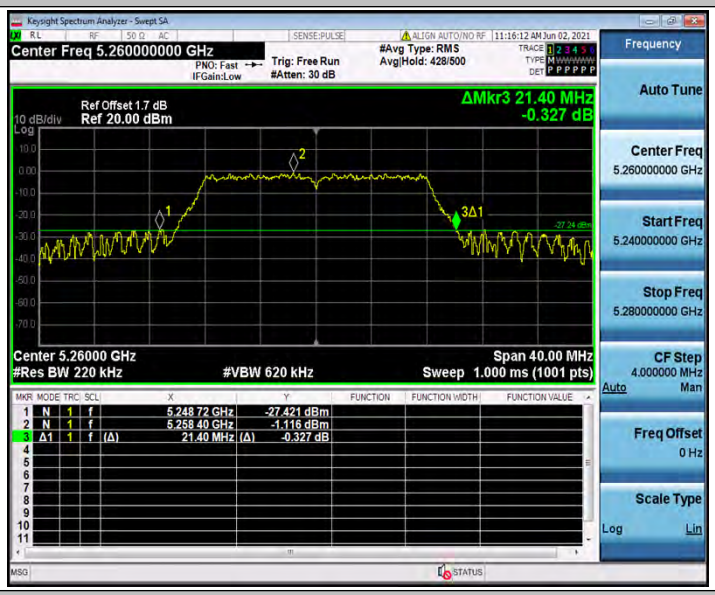

11A_Ant1_5280

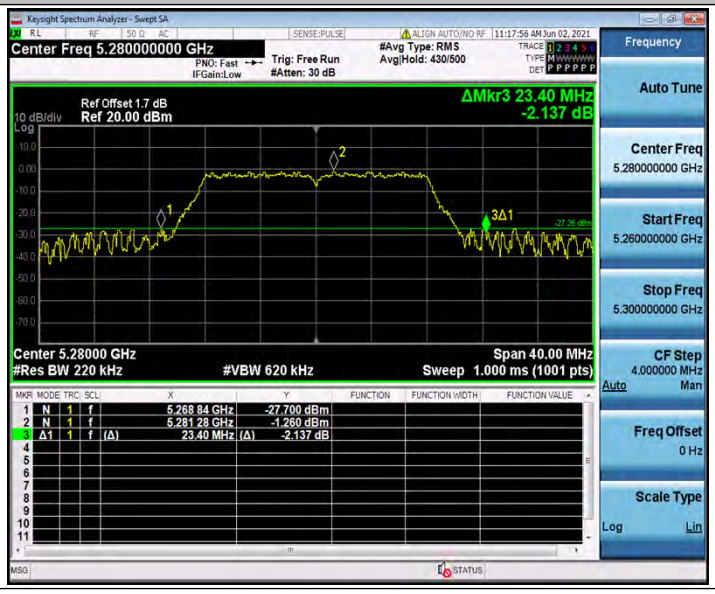

11A_Ant1_5320

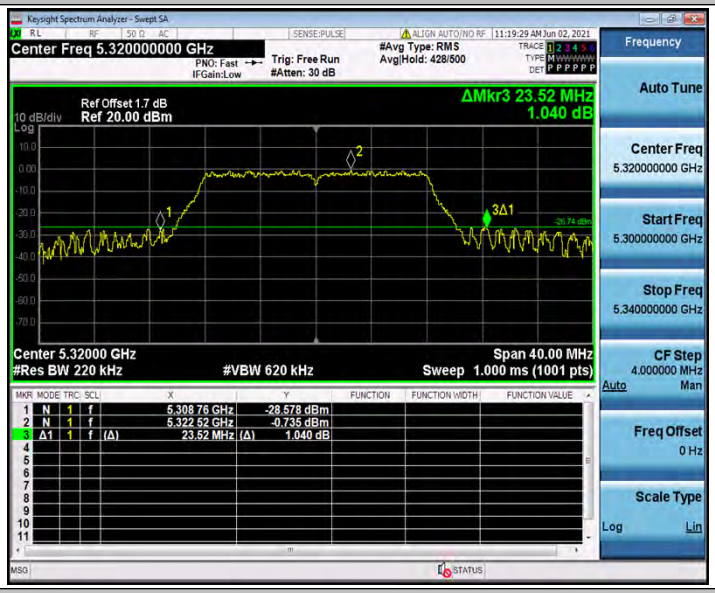

11A_Ant1_5500

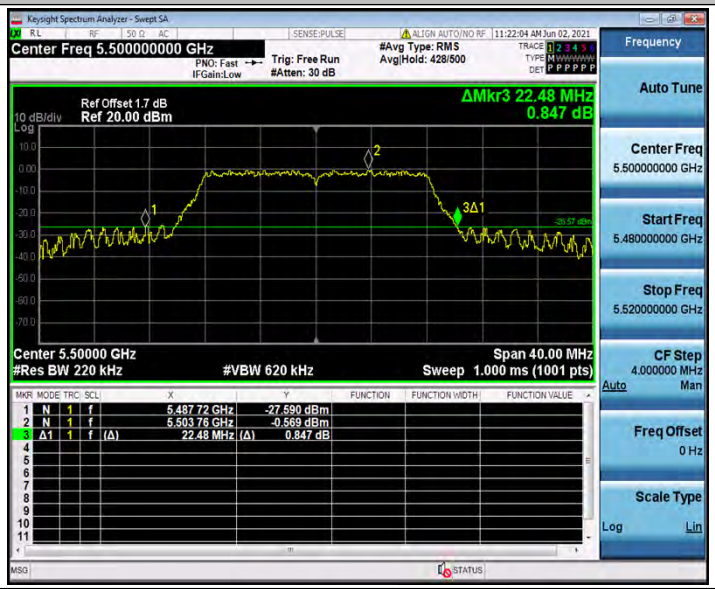

11A_Ant1_5580

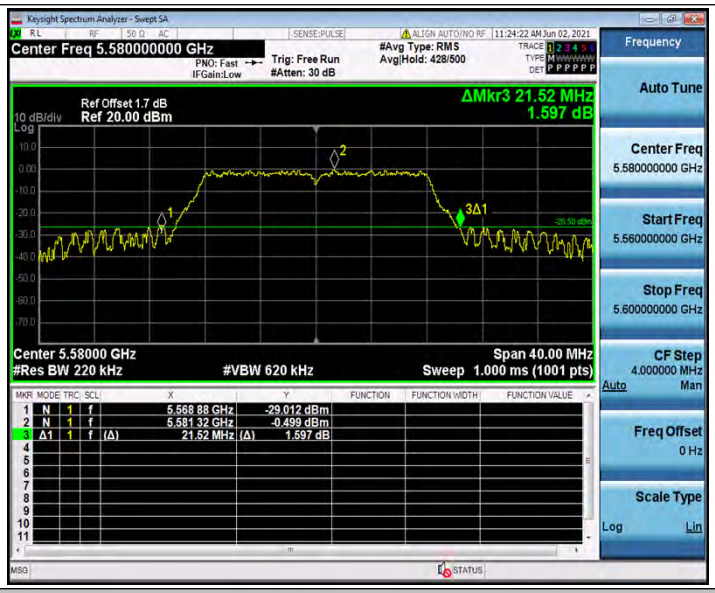

11A_Ant1_5700

11A_Ant1_5745

11A_Ant1_5785

11A_Ant1_5825

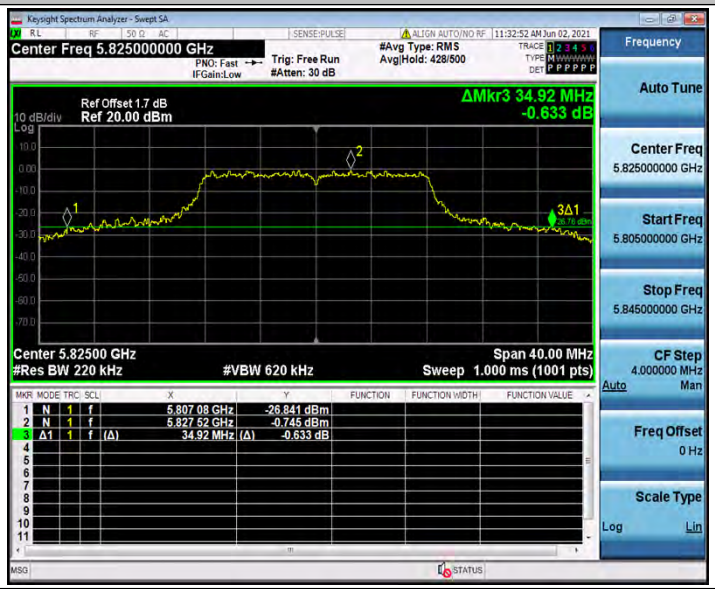

11N20SISO_Ant1_5180

11N20SISO_Ant1_5200

11N20SISO_Ant1_5240

11N20SISO_Ant1_5260

11N20SISO_Ant1_5280

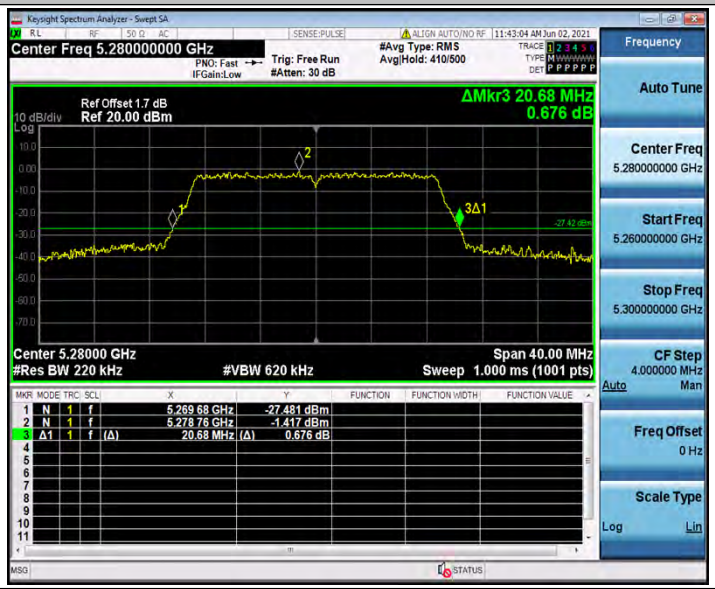

11N20SISO_Ant1_5320

11N20SISO_Ant1_5500

11N20SISO_Ant1_5580

11N20SISO_Ant1_5700

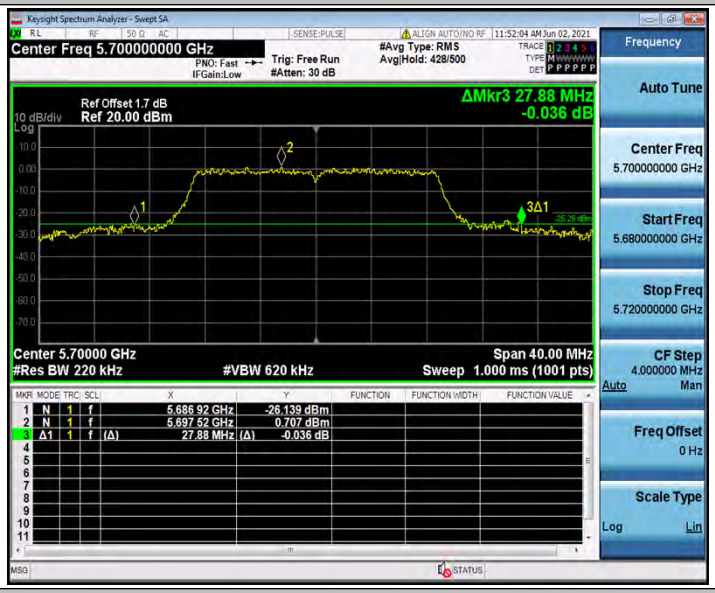

11N20SISO_Ant1_5745

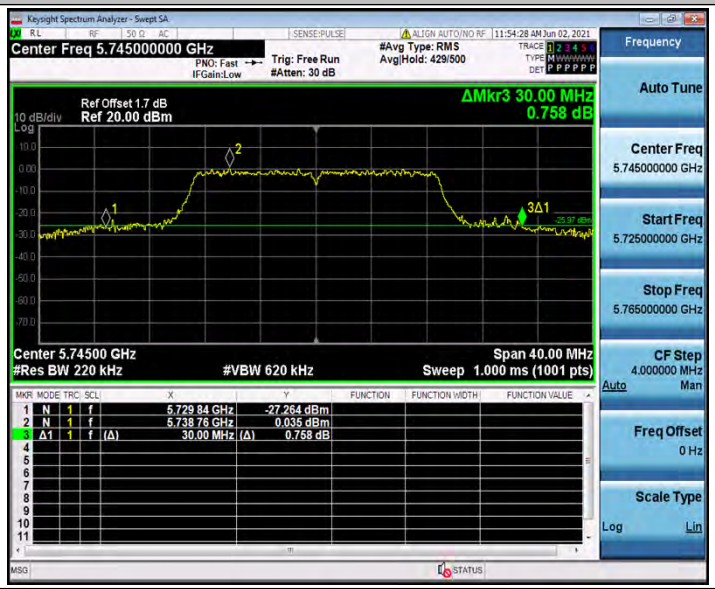

11N20SISO_Ant1_5785

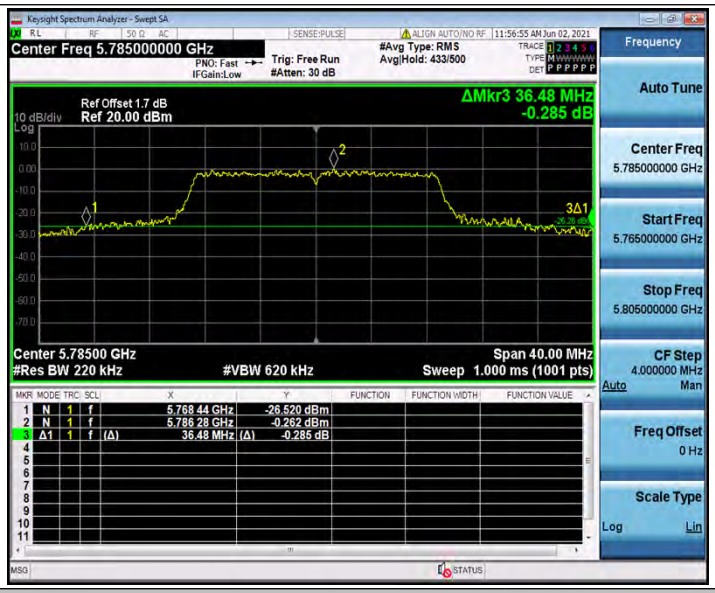

11N20SISO_Ant1_5825

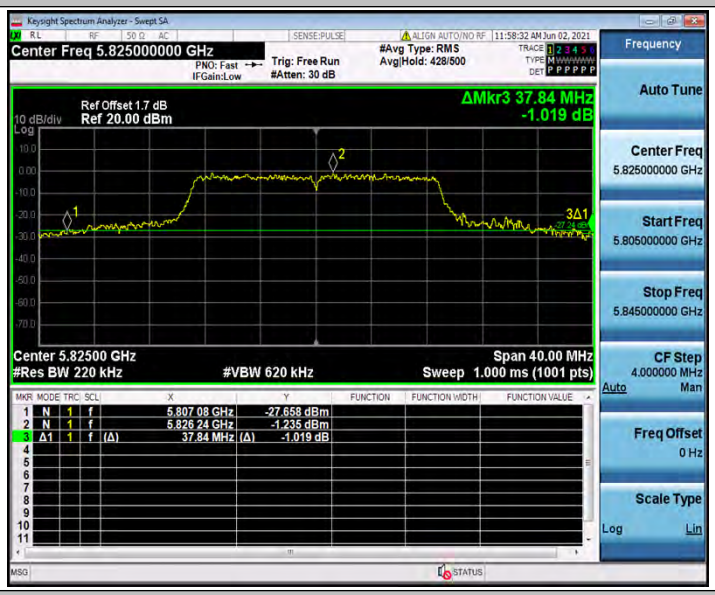

11N40SISO_Ant1_5190

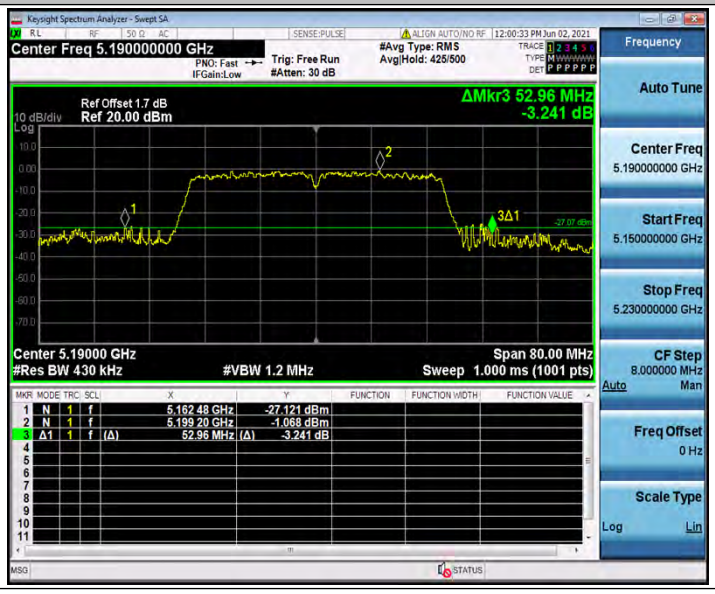

11N40SISO_Ant1_5230

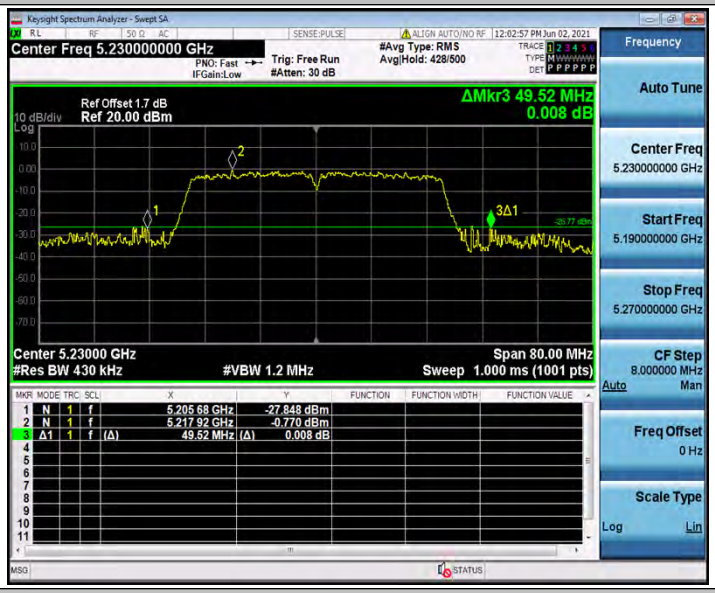

11N40SISO_Ant1_5270

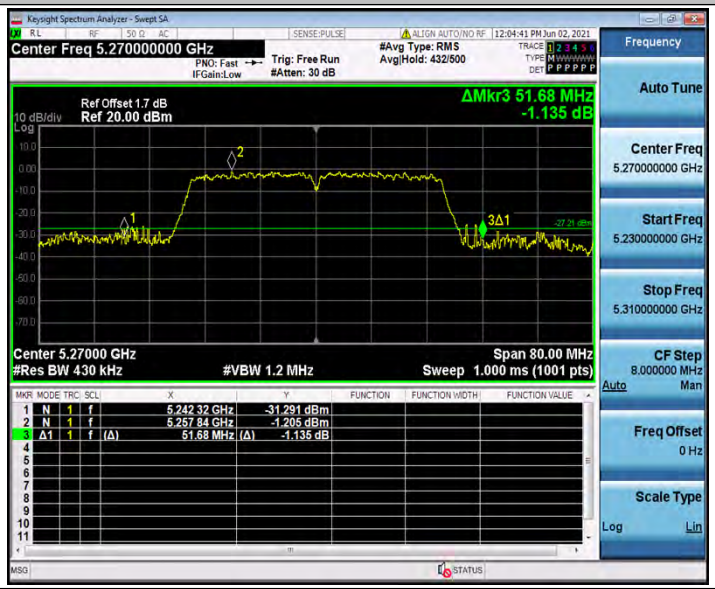

11N40SISO_Ant1_5310

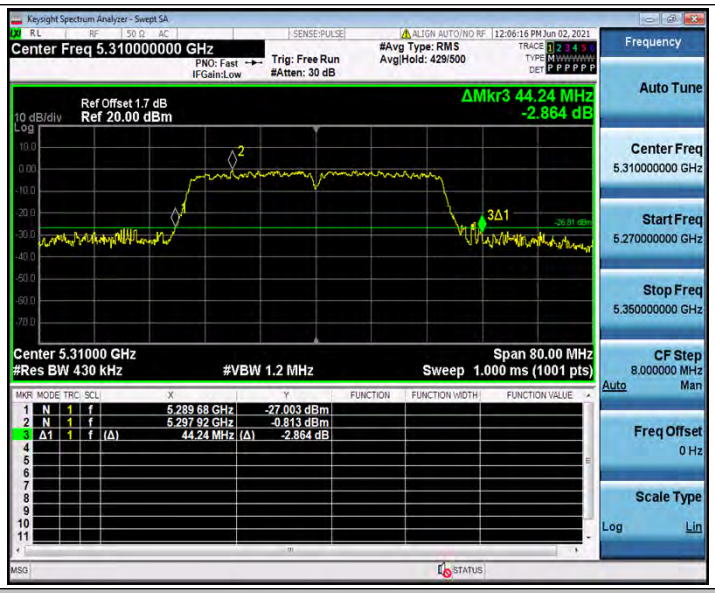

11N40SISO_Ant1_5510

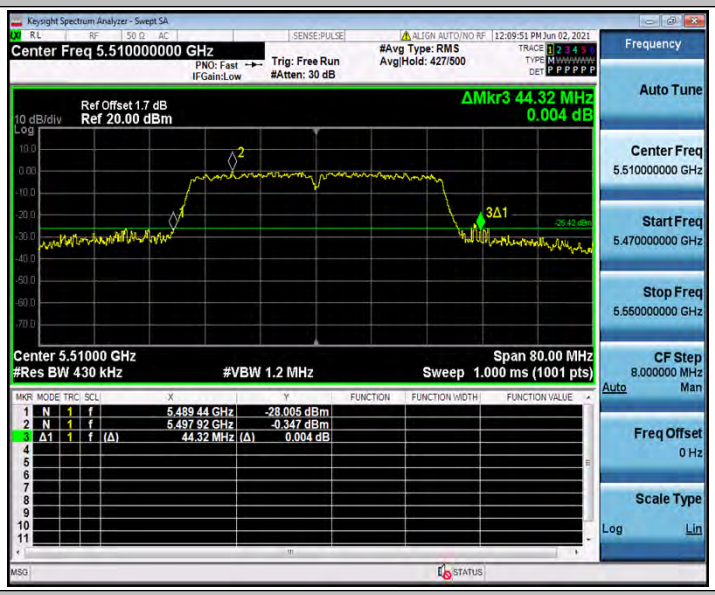

11N40SISO_Ant1_5550

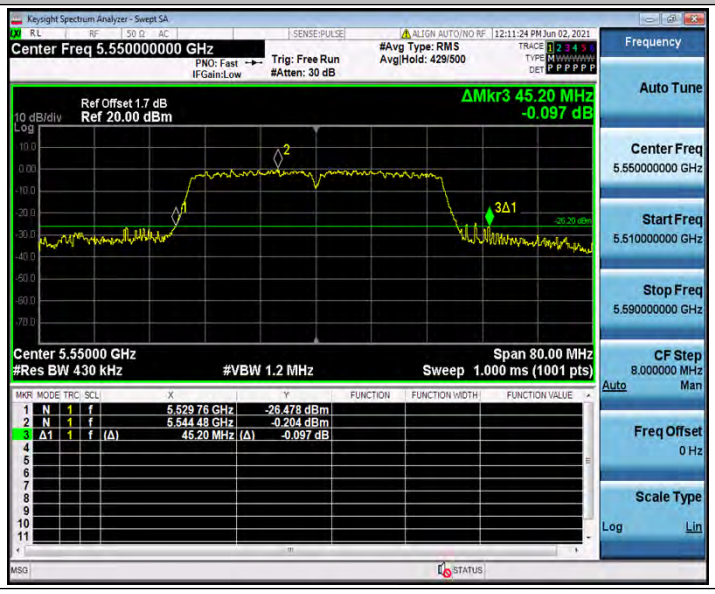

11N40SISO_Ant1_5670

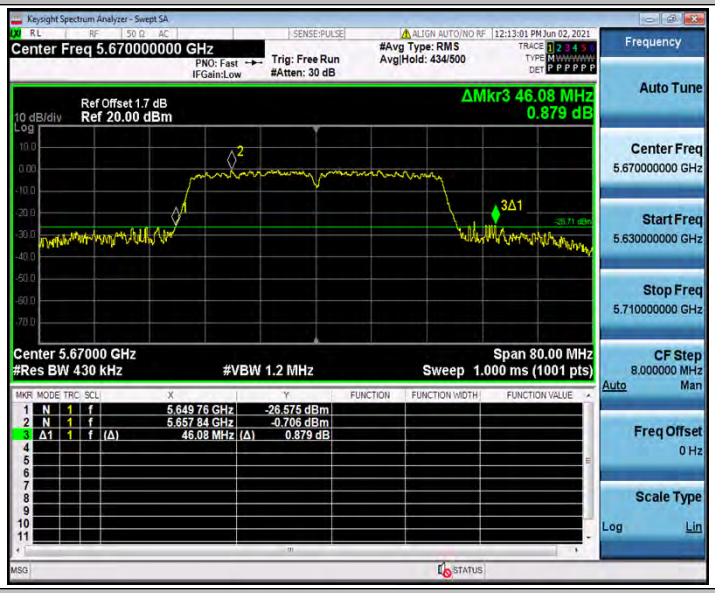

11N40SISO_Ant1_5755

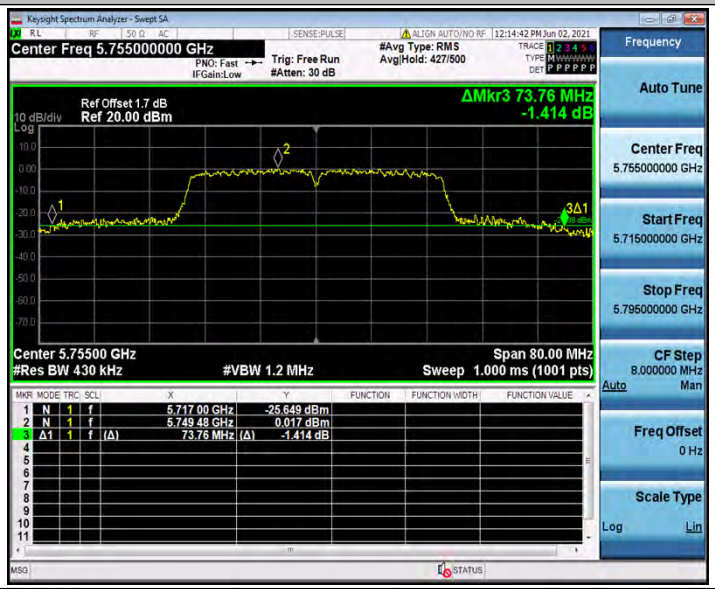

11N40SISO_Ant1_5795

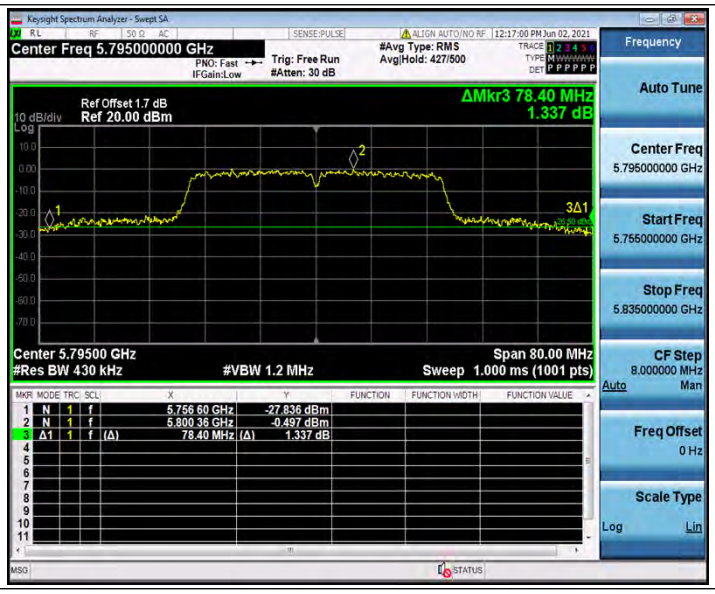
Keysight Spectrum Analyzer - Swept SA
Center Freq 5.795000000 GHz
PNO: Fast
IFGain:Low
Trig: Free Run
#Atten: 30 dB
#Avg Type: RMS
Avg|Hold: 427/500
12:17:00 PM Jun 02, 2021
Frequency
Auto Tune
Ref Offset 1.7 dB
10 dB/div
Ref 20.00 dBm
ΔMkr3 78.40 MHz
1.337 dB
Center Freq
5.795000000 GHz
Start Freq
5.755000000 GHz
Stop Freq
5.835000000 GHz
Center 5.79500 GHz
#Res BW 430 kHz
#VBW 1.2 MHz
Span 80.00 MHz
Sweep 1.000 ms (1001 pts)
CF Step
8.000000 MHz
Auto
Man
Freq Offset
0 Hz
Scale Type
Log
Lin
1 N 1 f 5.756 60 GHz -27.836 dBm
2 N 1 f 5.800 36 GHz -0.497 dBm
3 Δ1 1 f (Δ) 78.40 MHz (Δ) 1.337 dB
MSG
STATUS

Appendix A2: Occupied channel bandwidth

Test Result

TestMode	Antenna	Channel	OCB [MHz]	FL[MHz]	FH[MHz]	Limit[MHz]	Verdict
11A	Ant1	5180	17.418	5171.270	5188.688	---	PASS
		5200	17.475	5191.236	5208.711	---	PASS
		5240	17.471	5231.222	5248.693	---	PASS
		5260	17.478	5251.215	5268.693	---	PASS
		5280	17.446	5271.262	5288.708	---	PASS
		5320	17.518	5311.241	5328.759	---	PASS
		5500	17.463	5491.225	5508.688	---	PASS
		5580	17.472	5571.240	5588.712	---	PASS
		5700	17.745	5691.121	5708.866	---	PASS
		5745	17.981	5735.997	5753.978	---	PASS
		5785	18.187	5775.867	5794.054	---	PASS
		5825	18.433	5815.697	5834.130	---	PASS
11N20SISO	Ant1	5180	18.163	5170.932	5189.095	---	PASS
		5200	18.165	5190.925	5209.090	---	PASS
		5240	18.181	5230.905	5249.086	---	PASS
		5260	18.179	5250.913	5269.092	---	PASS
		5280	18.191	5270.908	5289.099	---	PASS
		5320	18.179	5310.930	5329.109	---	PASS
		5500	18.204	5490.891	5509.095	---	PASS
		5580	18.186	5570.914	5589.100	---	PASS
		5700	18.547	5690.740	5709.287	---	PASS
		5745	18.769	5735.651	5754.420	---	PASS
		5785	19.038	5775.556	5794.594	---	PASS
		5825	19.400	5815.388	5834.788	---	PASS
11N40SISO	Ant1	5190	36.731	5171.654	5208.385	---	PASS
		5230	36.775	5211.630	5248.405	---	PASS
		5270	36.832	5251.591	5288.423	---	PASS
		5310	36.772	5291.699	5328.471	---	PASS
		5510	36.757	5491.636	5528.393	---	PASS
		5550	36.707	5531.677	5568.384	---	PASS
		5670	36.740	5651.662	5688.402	---	PASS
		5755	37.573	5736.157	5773.730	---	PASS
		5795	38.215	5775.796	5814.011	---	PASS

Test Graphs

11A_Ant1_5180

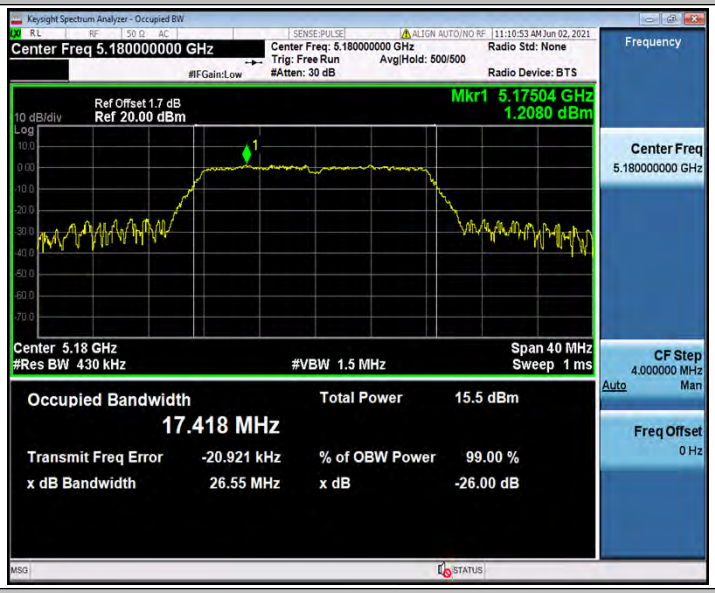

11A_Ant1_5200

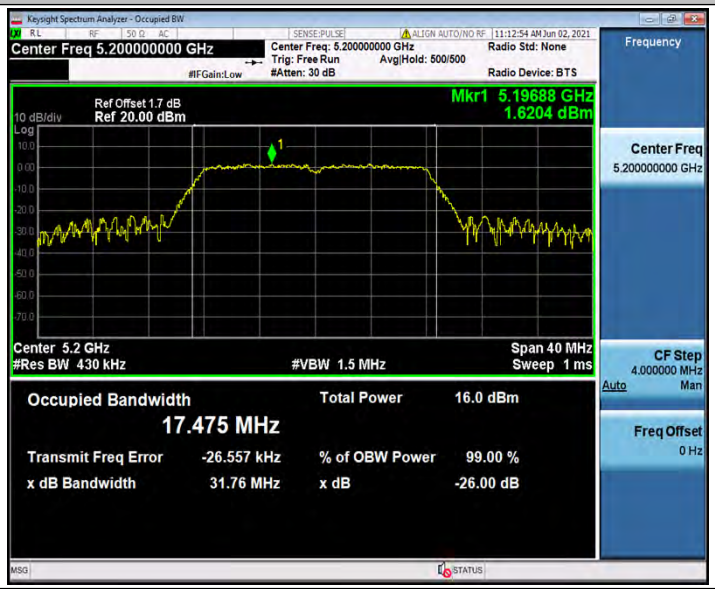

11A_Ant1_5240

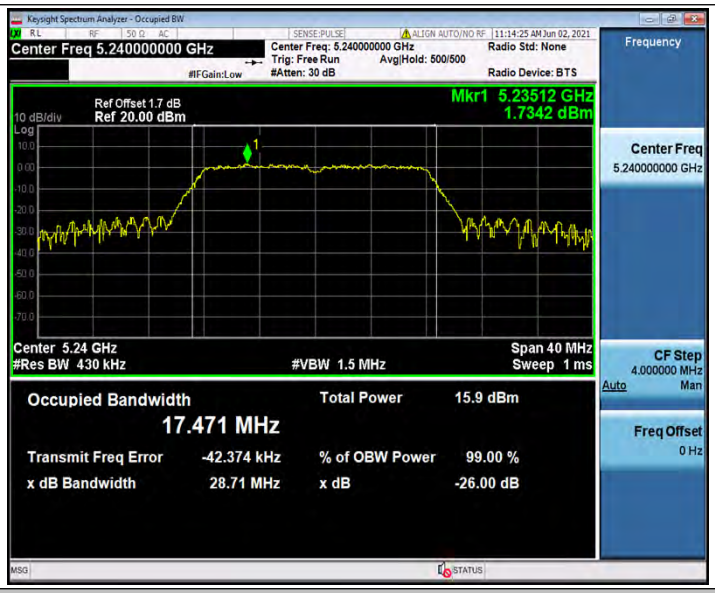

11A_Ant1_5260

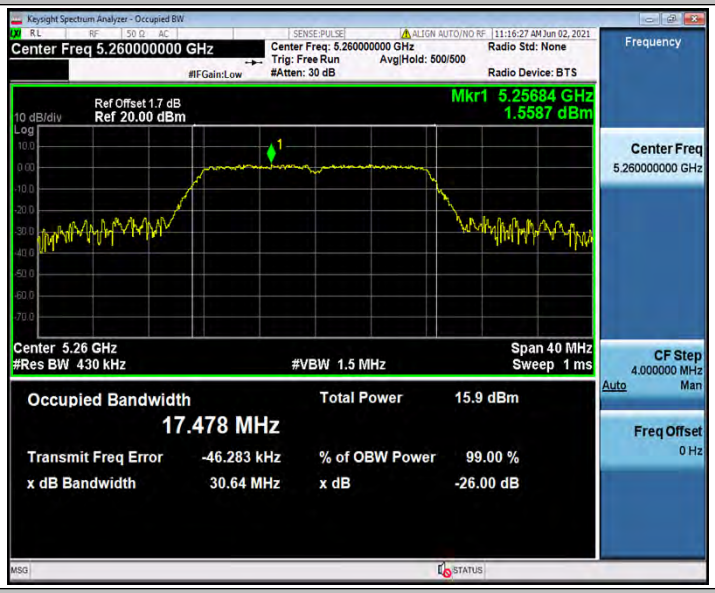

11A_Ant1_5280

11A_Ant1_5320

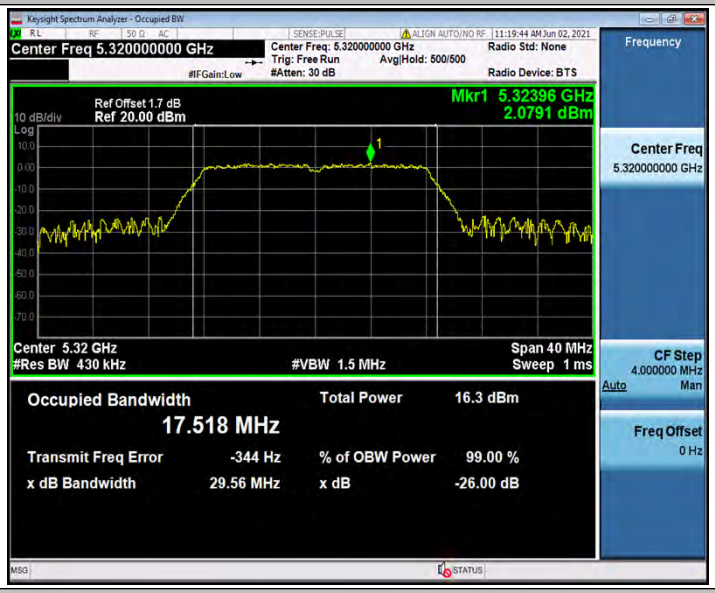

11A_Ant1_5500

11A_Ant1_5580

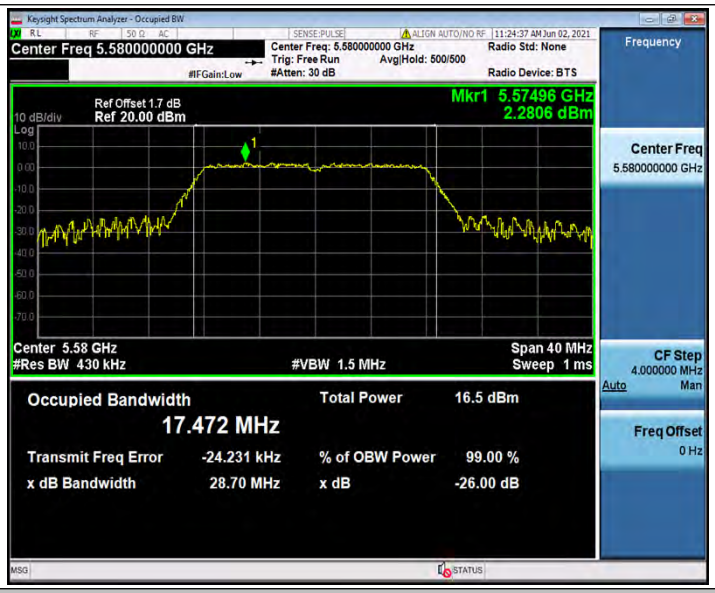

11A_Ant1_5700

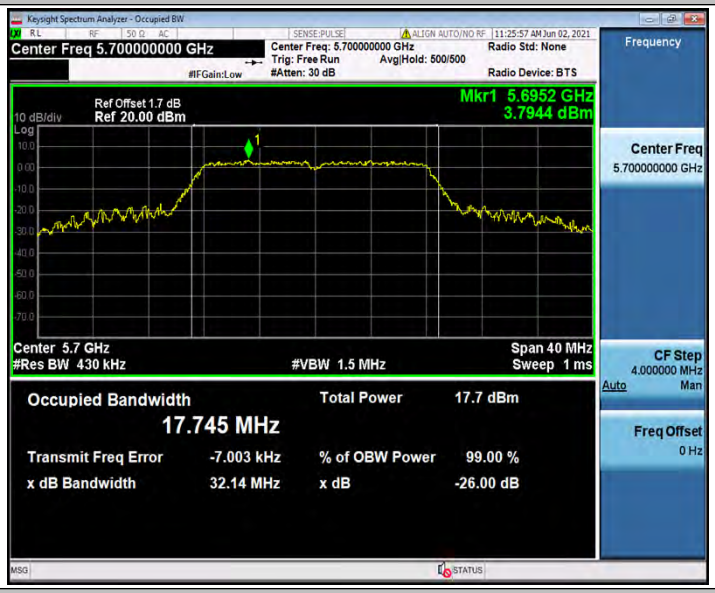

11A_Ant1_5745

11A_Ant1_5785

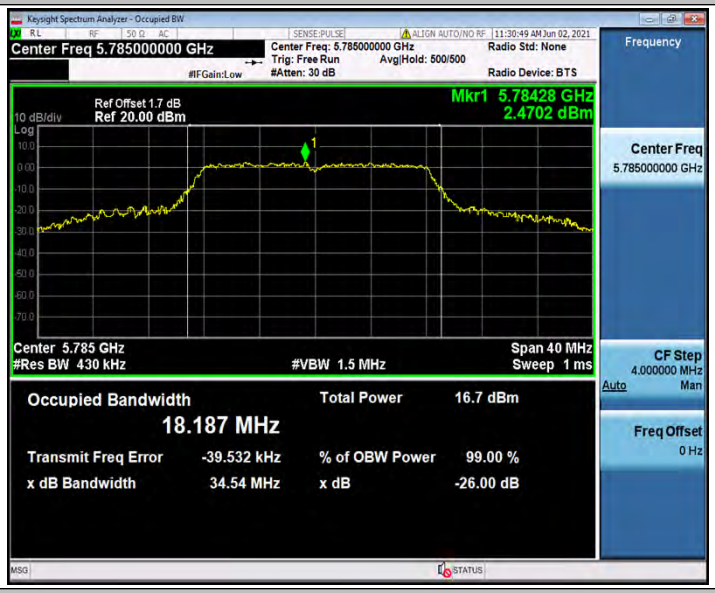

11A_Ant1_5825

11N20SISO_Ant1_5180

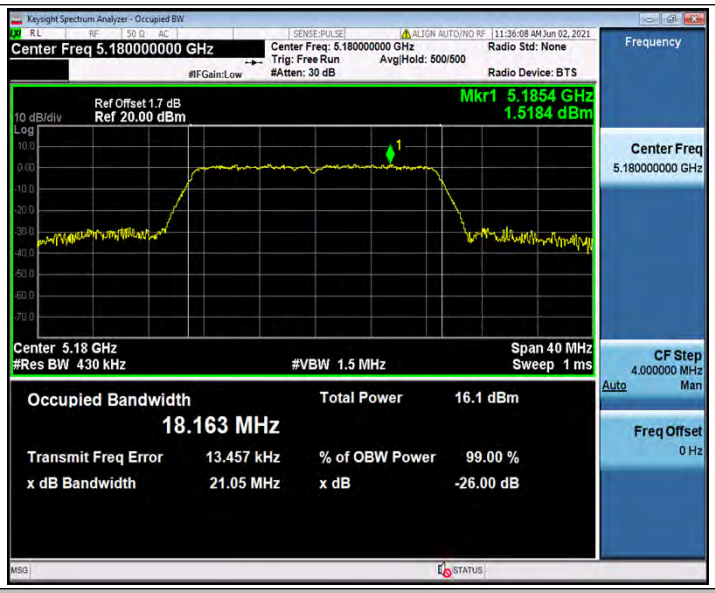

11N20SISO_Ant1_5200

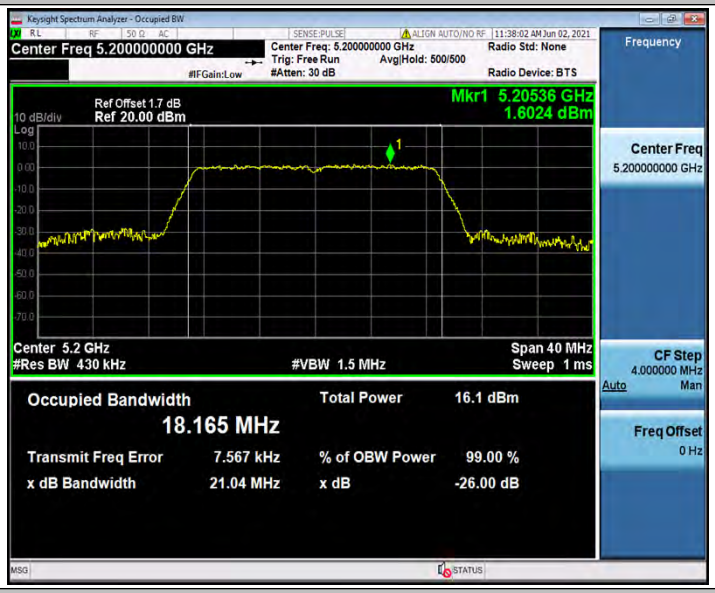

11N20SISO_Ant1_5240

11N20SISO_Ant1_5260

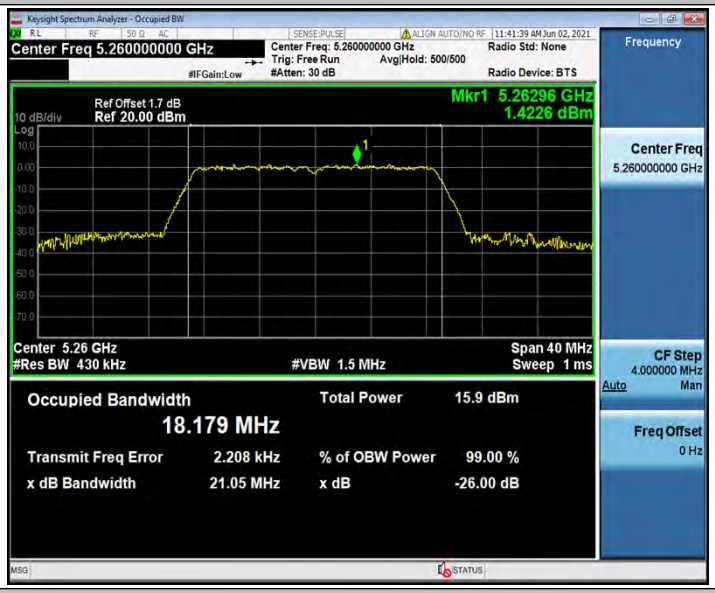

11N20SISO_Ant1_5280

11N20SISO_Ant1_5320

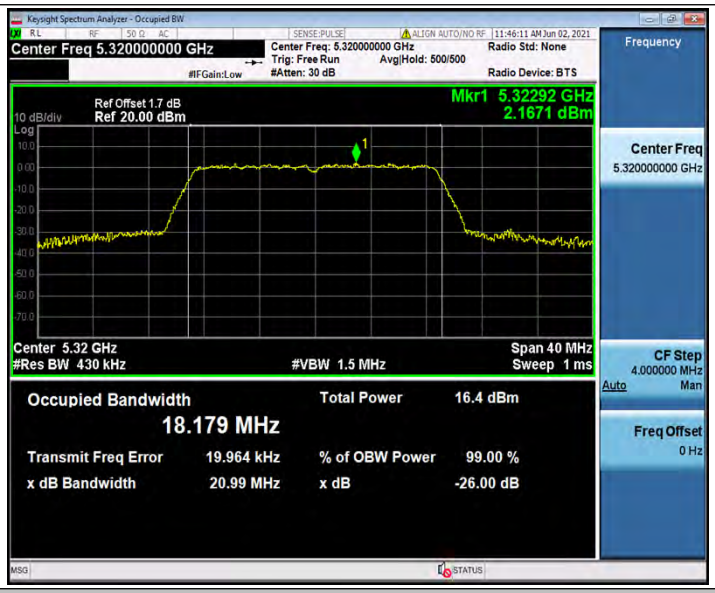

11N20SISO_Ant1_5500

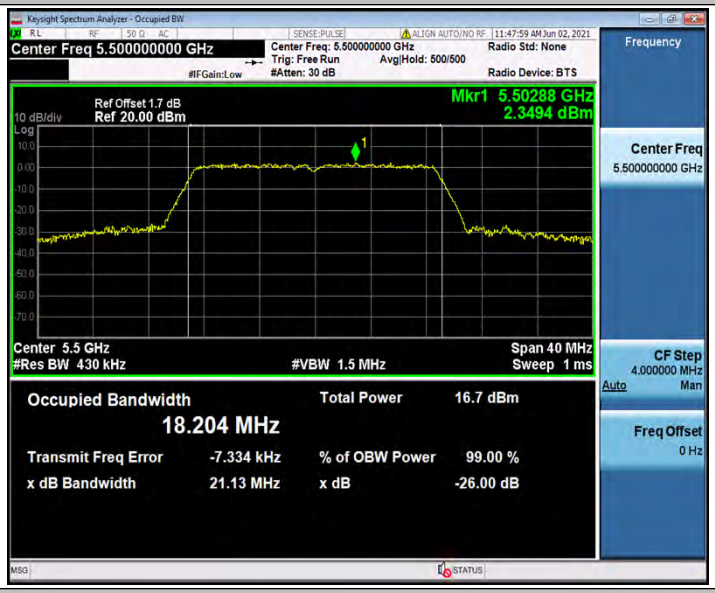

11N20SISO_Ant1_5580

11N20SISO_Ant1_5700

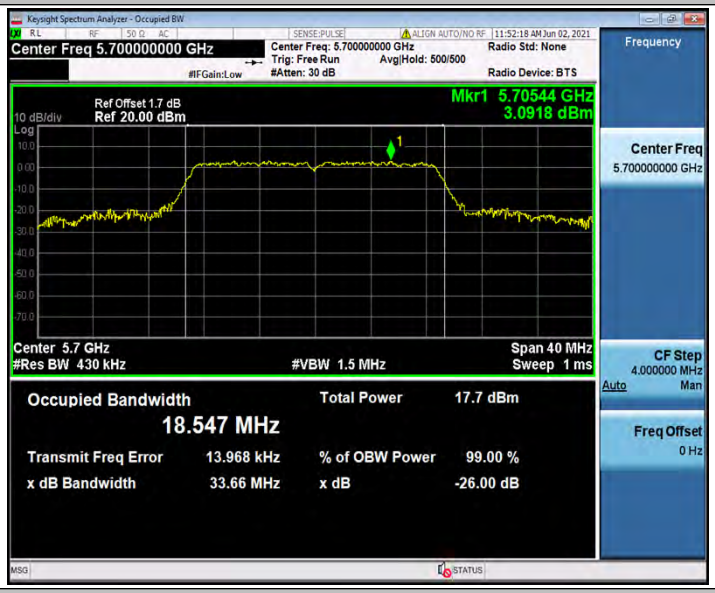

11N20SISO_Ant1_5745

11N20SISO_Ant1_5785

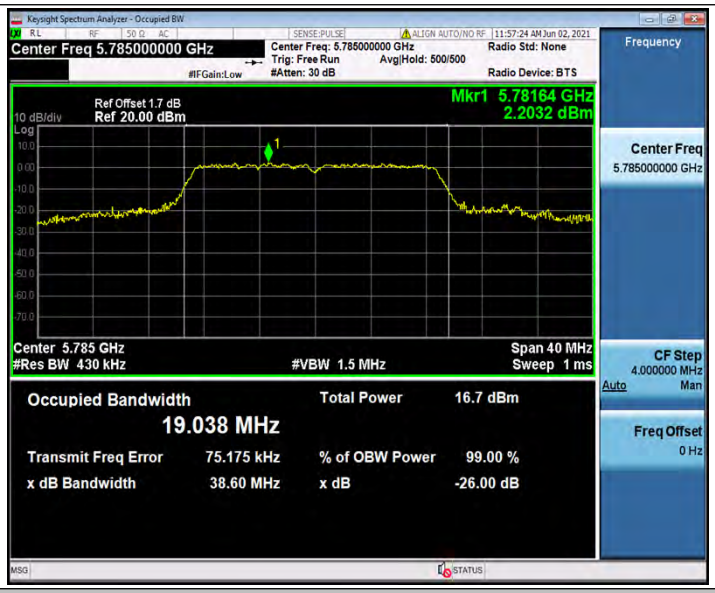

11N20SISO_Ant1_5825

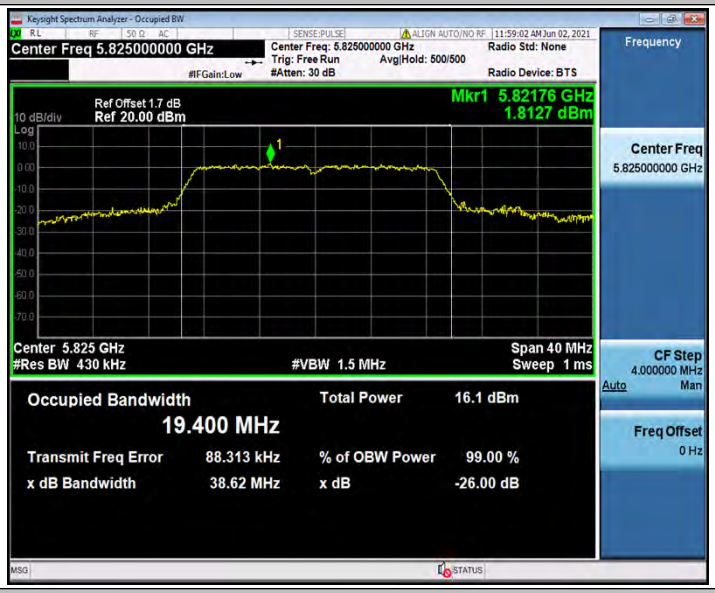

11N40SISO_Ant1_5190

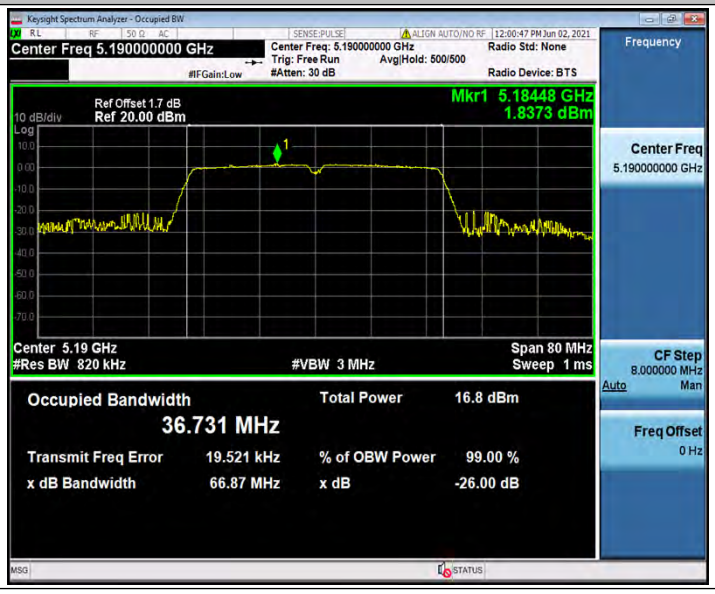

11N40SISO_Ant1_5230

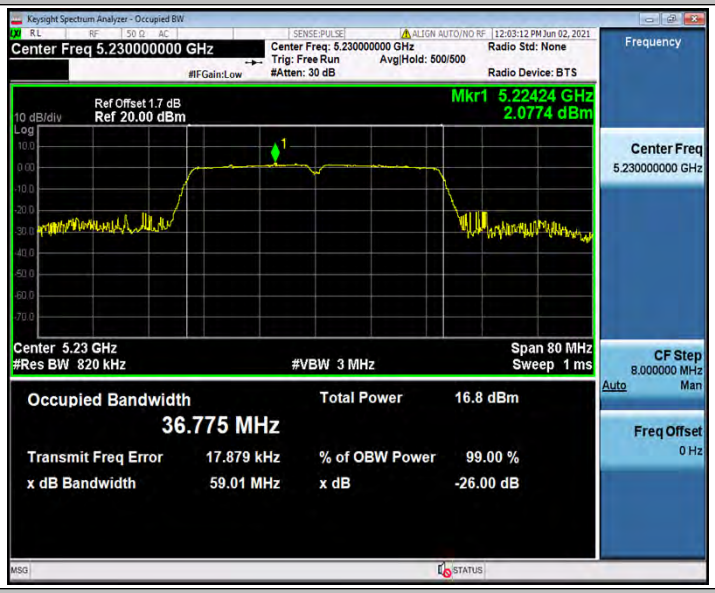

11N40SISO_Ant1_5270

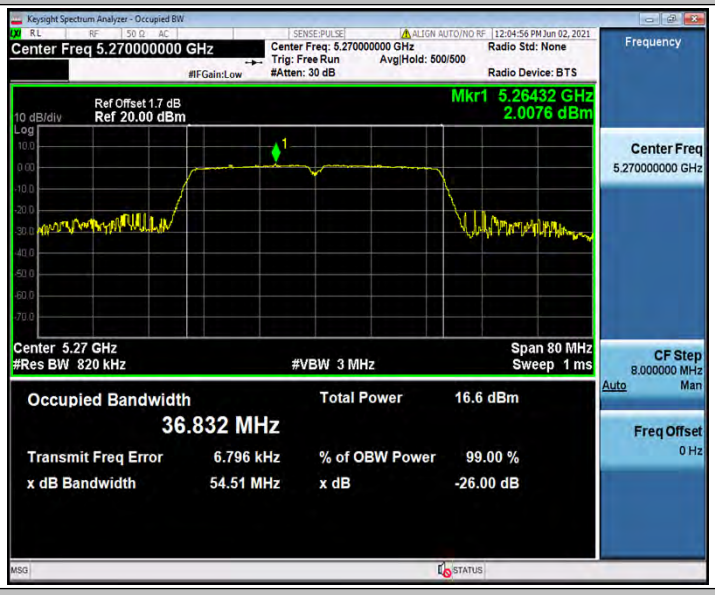

11N40SISO_Ant1_5310

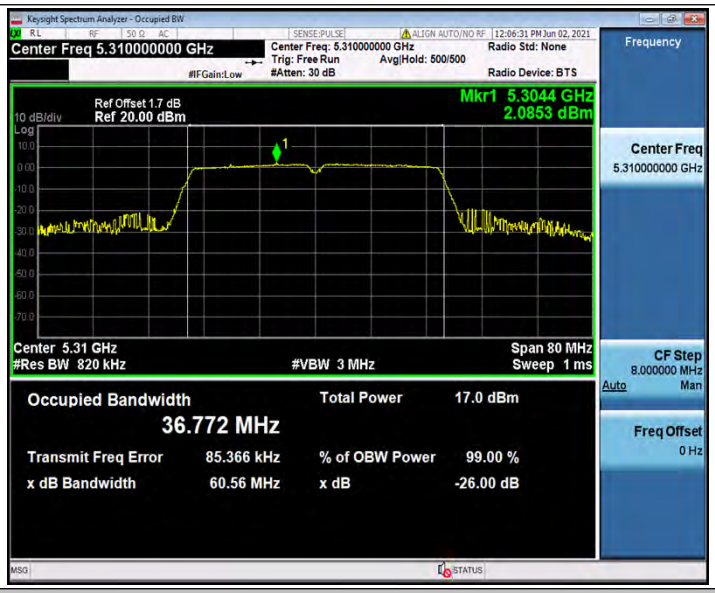

11N40SISO_Ant1_5510

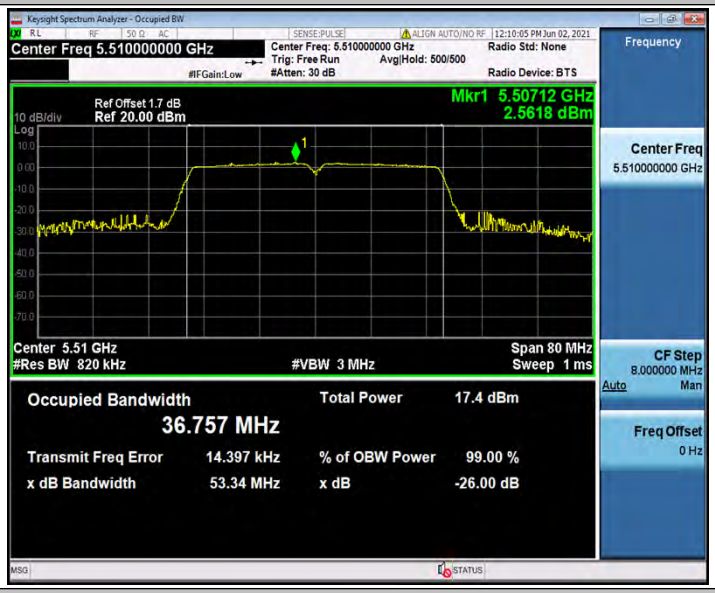

11N40SISO_Ant1_5550

11N40SISO_Ant1_5670

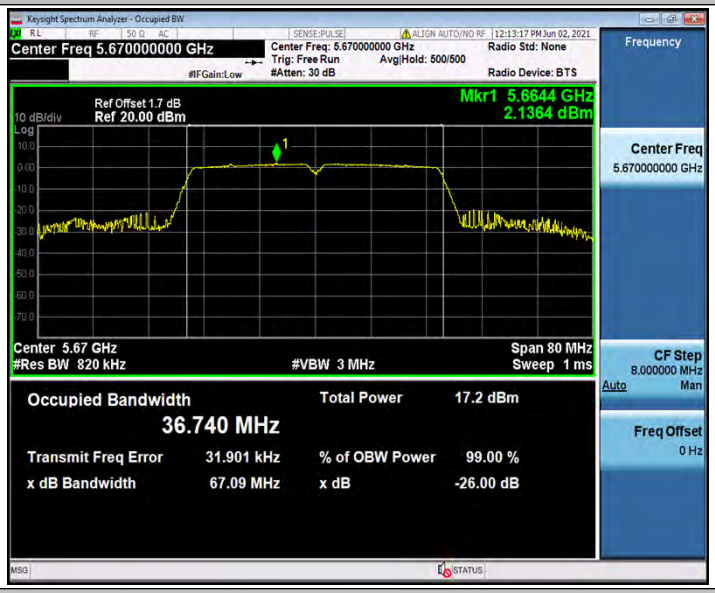

11N40SISO_Ant1_5755

11N40SISO_Ant1_5795

Keysight Spectrum Analyzer - Occupied BW
Center Freq 5.795000000 GHz
Center Freq: 5.795000000 GHz
Trig: Free Run
Avg|Hold: 500/500
#Atten: 30 dB
Radio Std: None
Radio Device: BTS
Frequency
Ref Offset 1.7 dB
10 dB/div
Ref 20.00 dBm
Log
Mkr1 5.79212 GHz
2.1843 dBm
Center 5.795 GHz
#Res BW 820 kHz
#VBW 3 MHz
Span 80 MHz
Sweep 1 ms
Occupied Bandwidth
38.215 MHz
Total Power 17.5 dBm
Transmit Freq Error -96.624 kHz
% of OBW Power 99.00 %
x dB Bandwidth 79.89 MHz
x dB -26.00 dB
Center Freq
5.795000000 GHz
CF Step
8.000000 MHz
Auto Man
Freq Offset
0 Hz
MSG
STATUS

Appendix A3: Min emission bandwidth

Test Result

TestMode	Antenna	Channel	6db EBW [MHz]	FL[MHz]	FH[MHz]	Limit[MHz]	Verdict
11A	Ant1	5745	16.400	5736.800	5753.200	0.5	PASS
		5785	16.440	5776.760	5793.200	0.5	PASS
		5825	16.400	5816.800	5833.200	0.5	PASS
11N20SISO	Ant1	5745	17.680	5736.160	5753.840	0.5	PASS
		5785	17.680	5776.160	5793.840	0.5	PASS
		5825	17.640	5816.160	5833.800	0.5	PASS
11N40SISO	Ant1	5755	35.520	5737.080	5772.600	0.5	PASS
		5795	35.600	5777.000	5812.600	0.5	PASS

Test Graphs

11A_Ant1_5745

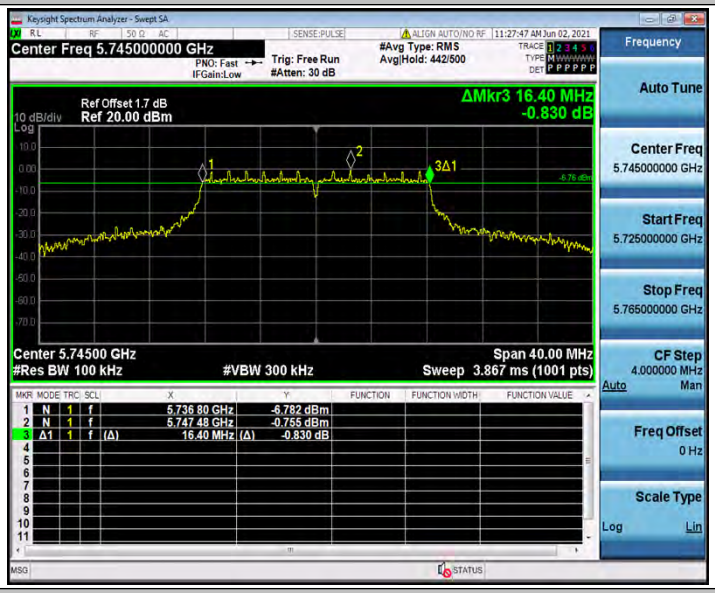

11A_Ant1_5785

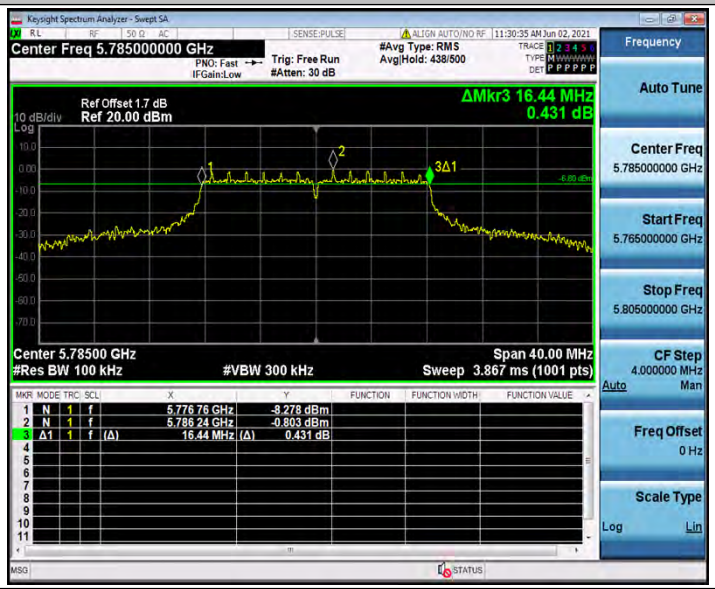

11A_Ant1_5825

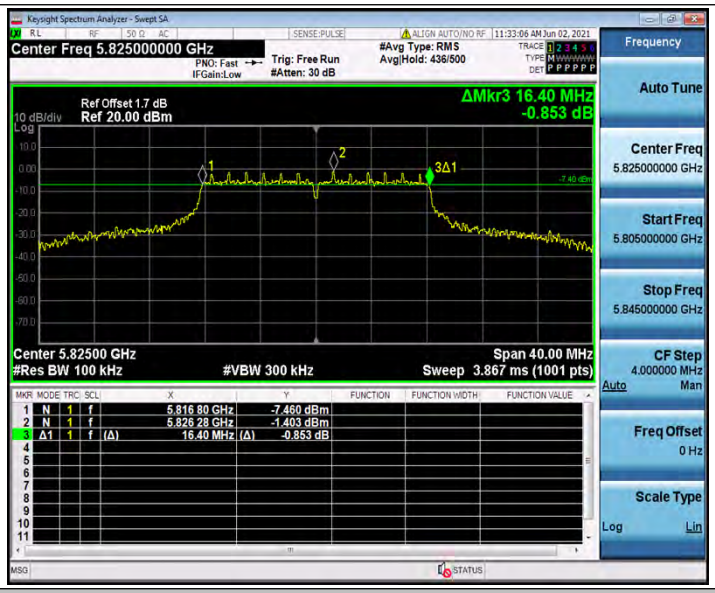

11N20SISO_Ant1_5745

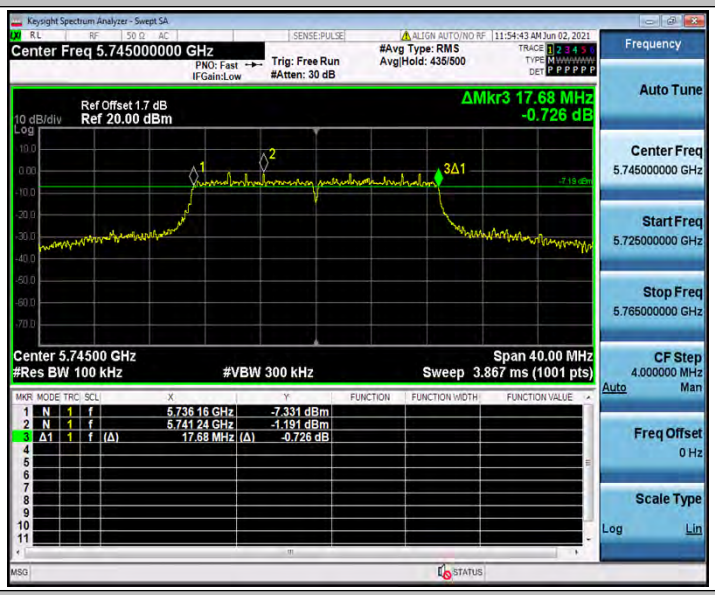

11N20SISO_Ant1_5785

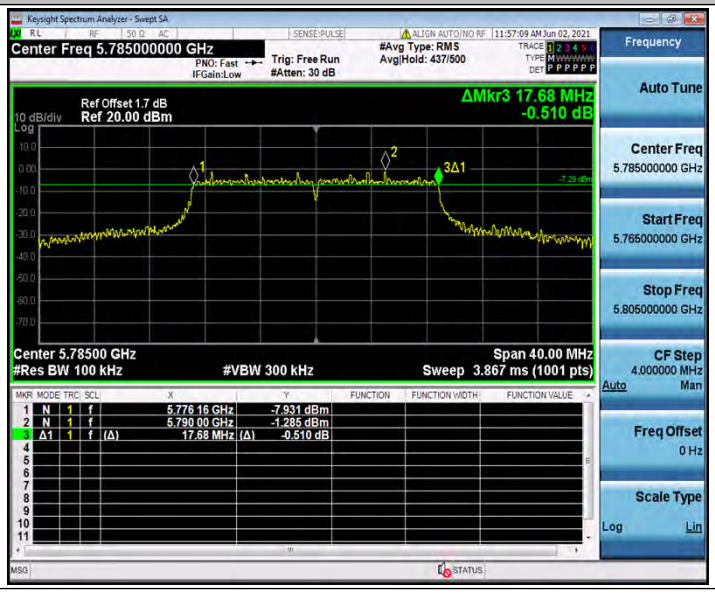

11N20SISO_Ant1_5825

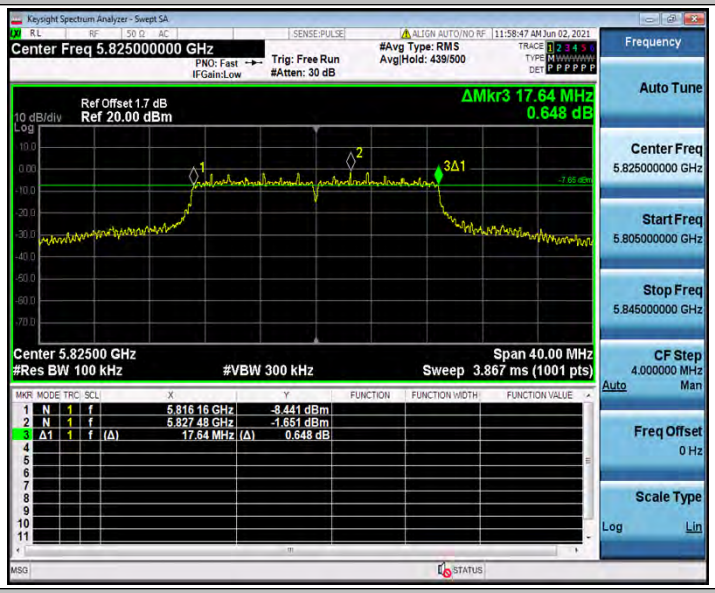

11N40SISO_Ant1_5755

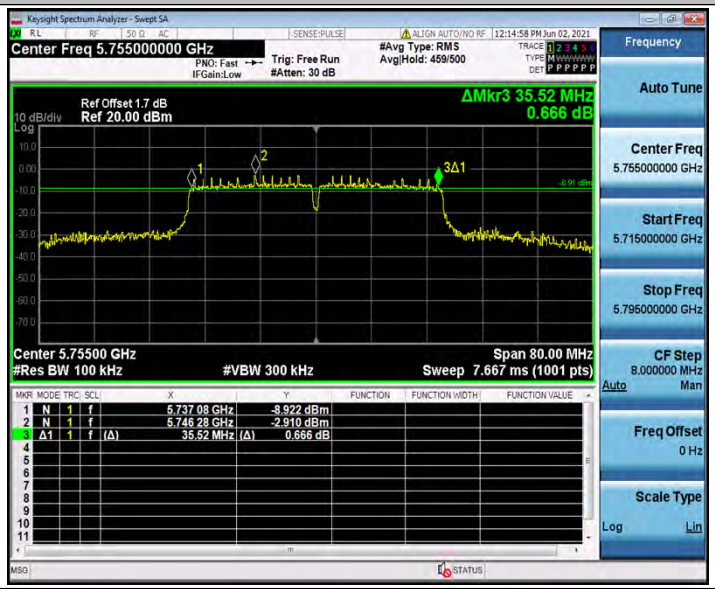

11N40SISO_Ant1_5795

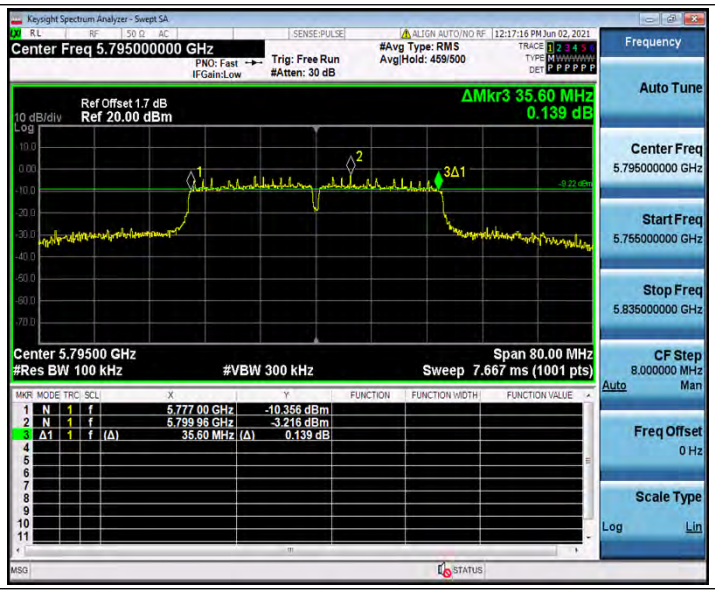
Keysight Spectrum Analyzer - Swept SA
Center Freq 5.795000000 GHz
PNO: Fast
IFGain:Low
Trig: Free Run
#Atten: 30 dB
#Avg Type: RMS
Avg|Hold: 459/500
12:17:16 PM Jun 02, 2021
Frequency
Auto Tune
Center Freq
5.795000000 GHz
Start Freq
5.755000000 GHz
Stop Freq
5.835000000 GHz
CF Step
8.000000 MHz
Auto
Man
Freq Offset
0 Hz
Scale Type
Log
Lin
Ref Offset 1.7 dB
10 dB/div
Ref 20.00 dBm
ΔMkr3 35.60 MHz
0.139 dB
Center 5.79500 GHz
#Res BW 100 kHz
#VBW 300 kHz
Span 80.00 MHz
Sweep 7.667 ms (1001 pts)
1 N 1 f 5.777 00 GHz -10.356 dBm
2 N 1 f 5.799 96 GHz -3.216 dBm
3 Δ1 1 f (Δ) 35.60 MHz (Δ) 0.139 dB

Appendix B: Maximum conducted output power

Test Result

TestMode	Antenna	Channel	Result[dBm]	Antenna Gain[dBi]	E.I.R.P [dBm]	Limit[dBm]	Verdict
11A	Ant1	5180	8.78	2.0	10.78	<=23.98	PASS
		5200	9.32	2.0	11.32	<=23.98	PASS
		5240	9.28	2.0	11.28	<=23.98	PASS
		5260	9.27	2.0	11.27	<=23.98	PASS
		5280	9.33	2.0	11.33	<=23.98	PASS
		5320	9.73	2.0	11.73	<=23.98	PASS
		5500	9.87	2.0	11.87	<=23.98	PASS
		5580	9.88	2.0	11.88	<=23.98	PASS
		5700	10.95	2.0	12.95	<=23.98	PASS
		5745	10.44	2.0	12.44	<=30	PASS
		5785	10.09	2.0	12.09	<=30	PASS
		5825	9.37	2.0	11.37	<=30	PASS
11N20SISO	Ant1	5180	9.23	2.0	11.23	<=23.98	PASS
		5200	9.27	2.0	11.27	<=23.98	PASS
		5240	9.15	2.0	11.15	<=23.98	PASS
		5260	9.11	2.0	11.11	<=23.98	PASS
		5280	9.13	2.0	11.13	<=23.98	PASS
		5320	9.56	2.0	11.56	<=23.98	PASS
		5500	9.87	2.0	11.87	<=23.98	PASS
		5580	9.79	2.0	11.79	<=23.98	PASS
		5700	10.98	2.0	12.98	<=23.98	PASS
		5745	10.39	2.0	12.39	<=30	PASS
		5785	9.98	2.0	11.98	<=30	PASS
		5825	9.32	2.0	11.32	<=30	PASS
11N40SISO	Ant1	5190	9.67	2.0	11.67	<=23.98	PASS
		5230	9.63	2.0	11.63	<=23.98	PASS
		5270	9.42	2.0	11.42	<=23.98	PASS
		5310	9.83	2.0	11.83	<=23.98	PASS
		5510	10.27	2.0	12.27	<=23.98	PASS
		5550	10.29	2.0	12.29	<=23.98	PASS
		5670	10.03	2.0	12.03	<=23.98	PASS
		5755	10.83	2.0	12.83	<=30	PASS
		5795	10.27	2.0	12.27	<=30	PASS

Note：The Duty Cycle Factor is compensated in the graph.

Test Graphs

11A_Ant1_5180

11A_Ant1_5200

11A_Ant1_5240

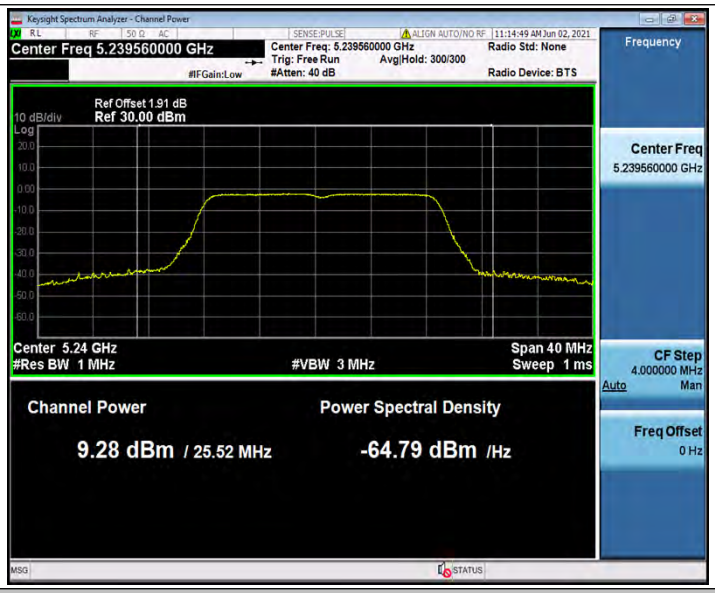

11A_Ant1_5260

11A_Ant1_5280

11A_Ant1_5320

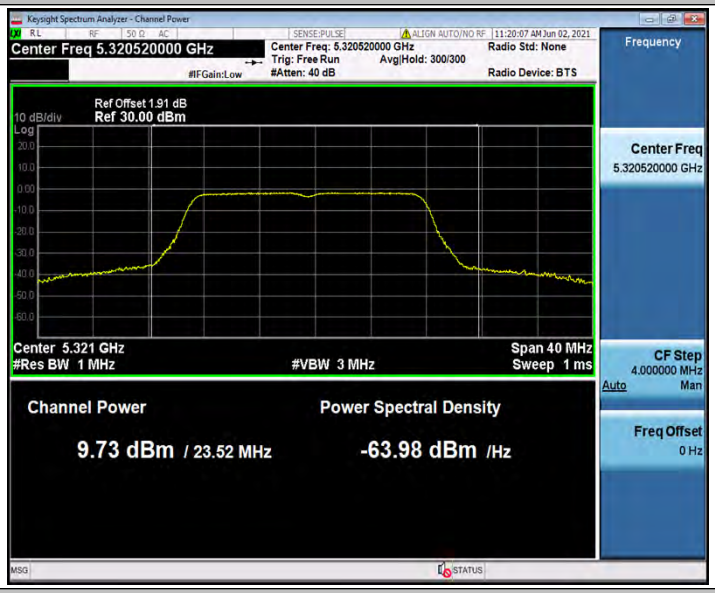

11A_Ant1_5500

11A_Ant1_5580

11A_Ant1_5700

11A_Ant1_5745

11A_Ant1_5785

11A_Ant1_5825

11N20SISO_Ant1_5180