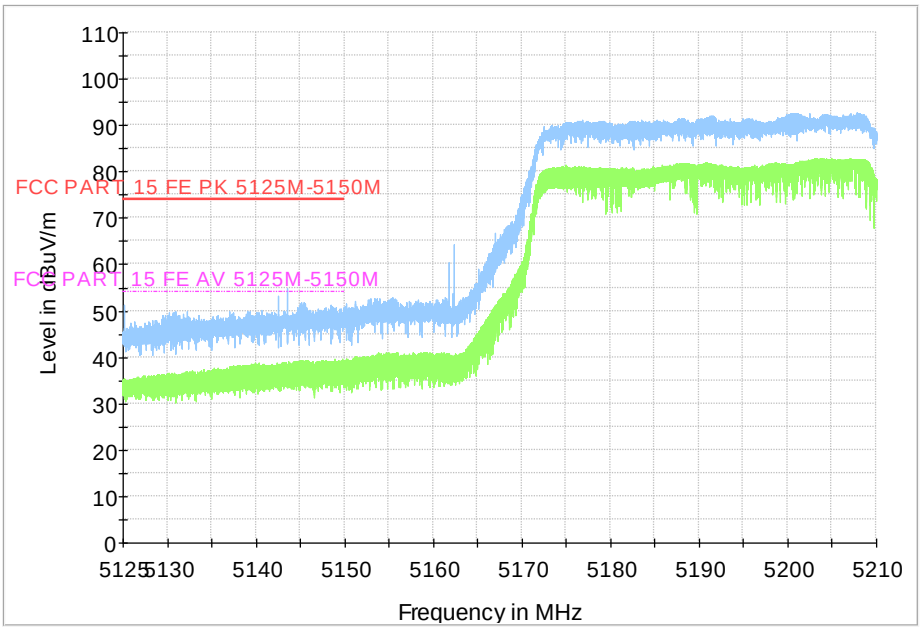

Fig. 59 Band Edges (802.11ac-VHT80, CH42 5210MHz)

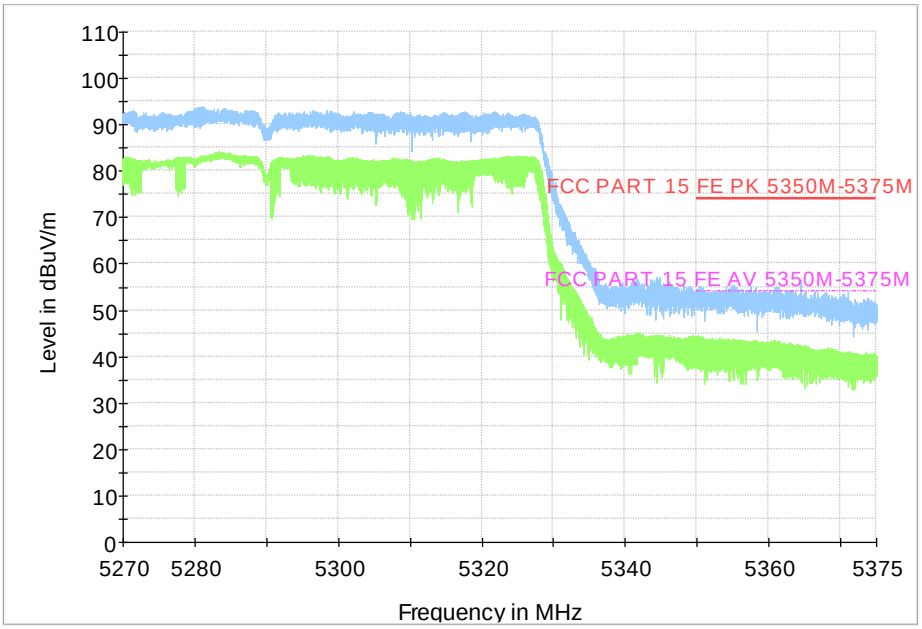

Fig. 60 Band Edges (802.11ac-VHT80, CH58 5290MHz)

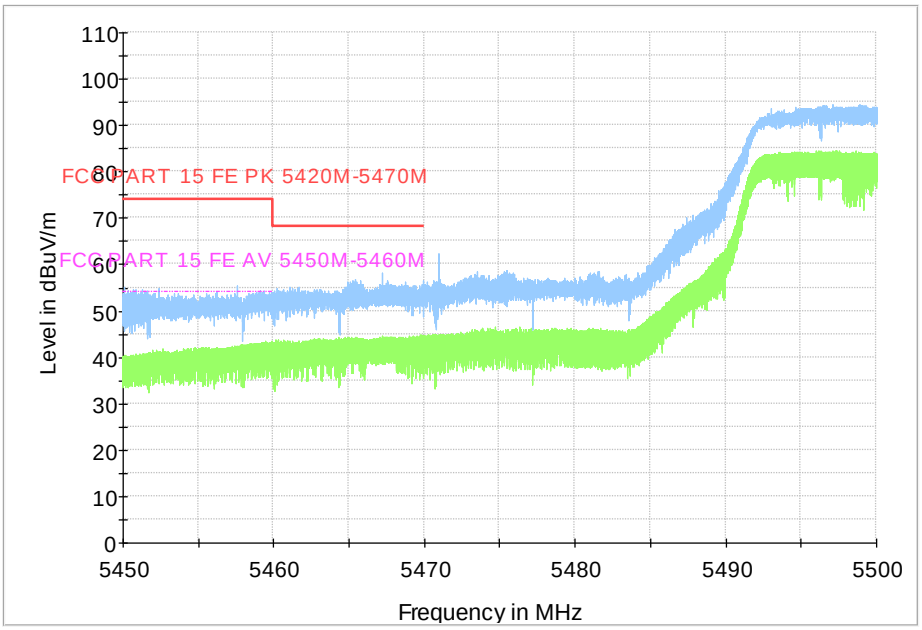

Fig. 61 Band Edges (802.11ac-VHT80, CH106 5530MHz)

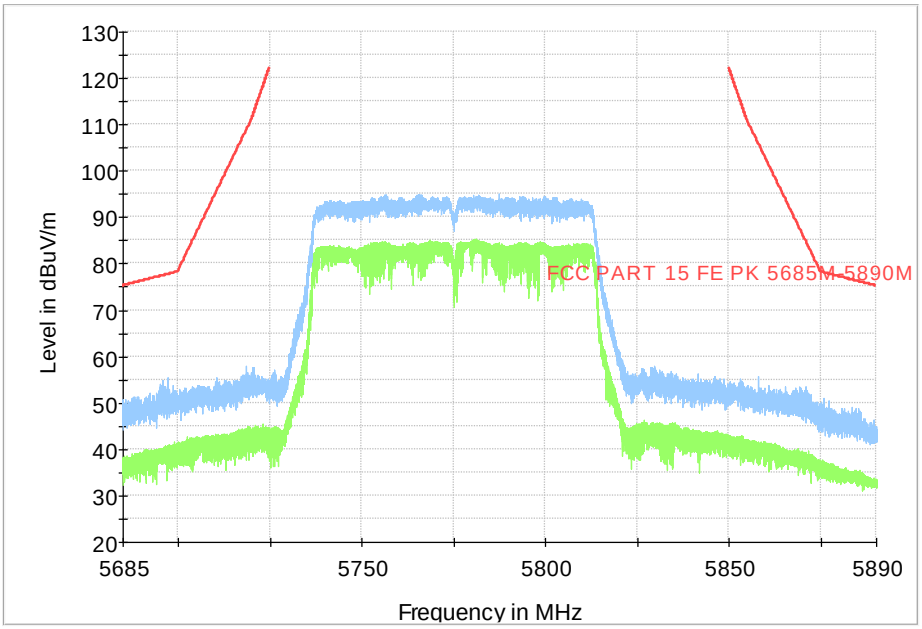

Fig. 62 Band Edges (802.11ac-VHT80, CH155 5775MHz)

A.8. Transmitter Spurious Emission

Measurement Limit:

Standard	Limit (dBm/MHz)
FCC 47 CFR Part 15.407, 15.205 & RSS-247 section 5.5/RSS-Gen section 6.13	< -27

The measurement is made according to KDB 789033.

In addition, radiated emissions which fall in the restricted bands, as defined in § 15.205(a), must also comply with the radiated emission limits specified in § 15.209(a) (see § 15.205(c)).

Limit in restricted band:

Frequency of emission (MHz)	Field strength (dBμV/m)	Measurement distance (m)
30-88	40.0	3
88-216	43.5	3
216-960	46.0	3
Above 960	54.0	3

Note: For frequency range below 960MHz, the limit in 15.209 is defined in 10m test distance. The limit used above is calculated from 10m to 3m.

Measurement Result:

Mode	Channel	Frequency Range	Test Results	Conclusion
802.11a	5180MHz(Ch36)	3 GHz ~7 GHz	Fig.63	**P**
		7 GHz ~18 GHz	Fig.64	**P**
	5200MHz(Ch40)	3 GHz ~7 GHz	Fig.65	**P**
		7 GHz ~18 GHz	Fig.66	**P**
	5240MHz(Ch48)	3 GHz ~7 GHz	Fig.67	**P**
		7 GHz ~18 GHz	Fig.68	**P**
	5260MHz(Ch52)	3 GHz ~7 GHz	Fig.69	**P**
		7 GHz ~18 GHz	Fig.70	**P**
	5280MHz(Ch56)	3 GHz ~7 GHz	Fig.71	**P**
		7 GHz ~18 GHz	Fig.72	**P**
	5320MHz(Ch64)	3 GHz ~7 GHz	Fig.73	**P**
		7 GHz ~18 GHz	Fig.74	**P**
	5500MHz(Ch100)	3 GHz ~7 GHz	Fig.75	**P**
		7 GHz ~18 GHz	Fig.76	**P**
	5600MHz(Ch120)	3 GHz ~7 GHz	Fig.77	**P**
		7 GHz ~18 GHz	Fig.78	**P**
	5700MHz(Ch140)	3 GHz ~7 GHz	Fig.79	**P**
		7 GHz ~18 GHz	Fig.80	**P**
	5745MHz(Ch149)	3 GHz ~7 GHz	Fig.81	**P**
		7 GHz ~18 GHz	Fig.82	**P**

	5785MHz(Ch157)	3 GHz ~7 GHz	Fig.83	**P**
		7 GHz ~18 GHz	Fig.84	**P**
	5825MHz(Ch165)	3 GHz ~7 GHz	Fig.85	**P**
		7 GHz ~18 GHz	Fig.86	**P**
802.11n HT40	5190MHz(Ch38)	3 GHz ~7 GHz	Fig.87	**P**
		7 GHz ~18 GHz	Fig.88	**P**
	5230MHz(Ch46)	3 GHz ~7 GHz	Fig.89	**P**
		7 GHz ~18 GHz	Fig.90	**P**
	5270MHz(Ch54)	3 GHz ~7 GHz	Fig.91	**P**
		7 GHz ~18 GHz	Fig.92	**P**
	5310MHz(Ch62)	3 GHz ~7 GHz	Fig.93	**P**
		7 GHz ~18 GHz	Fig.94	**P**
	5510MHz(Ch102)	3 GHz ~7 GHz	Fig.95	**P**
		7 GHz ~18 GHz	Fig.96	**P**
	5550MHz(Ch110)	3 GHz ~7 GHz	Fig.97	**P**
		7 GHz ~18 GHz	Fig.98	**P**
	5670MHz(Ch134)	3 GHz ~7 GHz	Fig.99	**P**
		7 GHz ~18 GHz	Fig.100	**P**
	5755MHz(Ch151)	3 GHz ~7 GHz	Fig.101	**P**
		7 GHz ~18 GHz	Fig.102	**P**
	5795MHz(Ch159)	3 GHz ~7 GHz	Fig.103	**P**
		7 GHz ~18 GHz	Fig.104	**P**
802.11ac VHT80	5210MHz(Ch42)	3 GHz ~7 GHz	Fig.105	**P**
		7 GHz ~18 GHz	Fig.106	**P**
	5290MHz(Ch58)	3 GHz ~7 GHz	Fig.107	**P**
		7 GHz ~18 GHz	Fig.108	**P**
	5530MHz(Ch106)	3 GHz ~7 GHz	Fig.109	**P**
		7 GHz ~18 GHz	Fig.110	**P**
	5610MHz(Ch122)	3 GHz ~7 GHz	Fig.111	**P**
		7 GHz ~18 GHz	Fig.112	**P**
	5775MHz(Ch155)	3 GHz ~7 GHz	Fig.113	**P**
		7 GHz ~18 GHz	Fig.114	**P**
All channels		30 MHz ~1 GHz	Fig.115	**P**
		1 GHz ~3 GHz	Fig.116	**P**
		18 GHz ~26.5 GHz	Fig.117	**P**
		26.5GHz~40GHz	Fig.118	**P**

Conclusion: PASS

Test graphs as below:

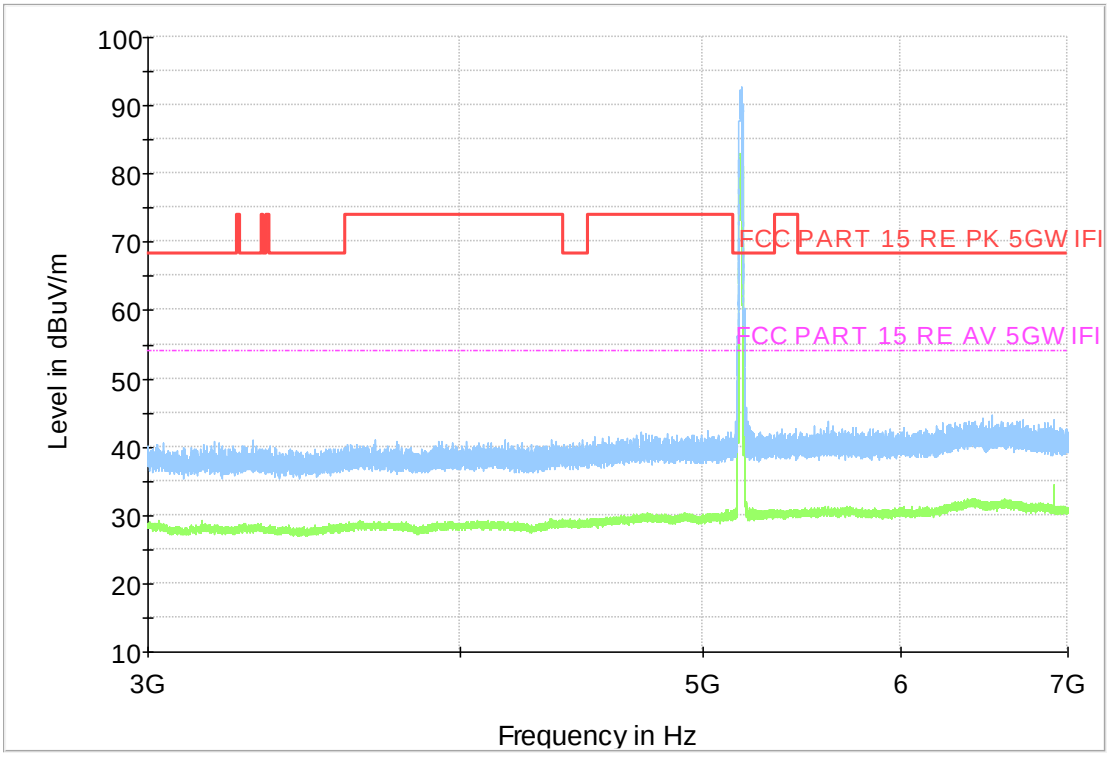

Fig. 63 Transmitter Spurious Emission (802.11a, CH36 5180MHz)

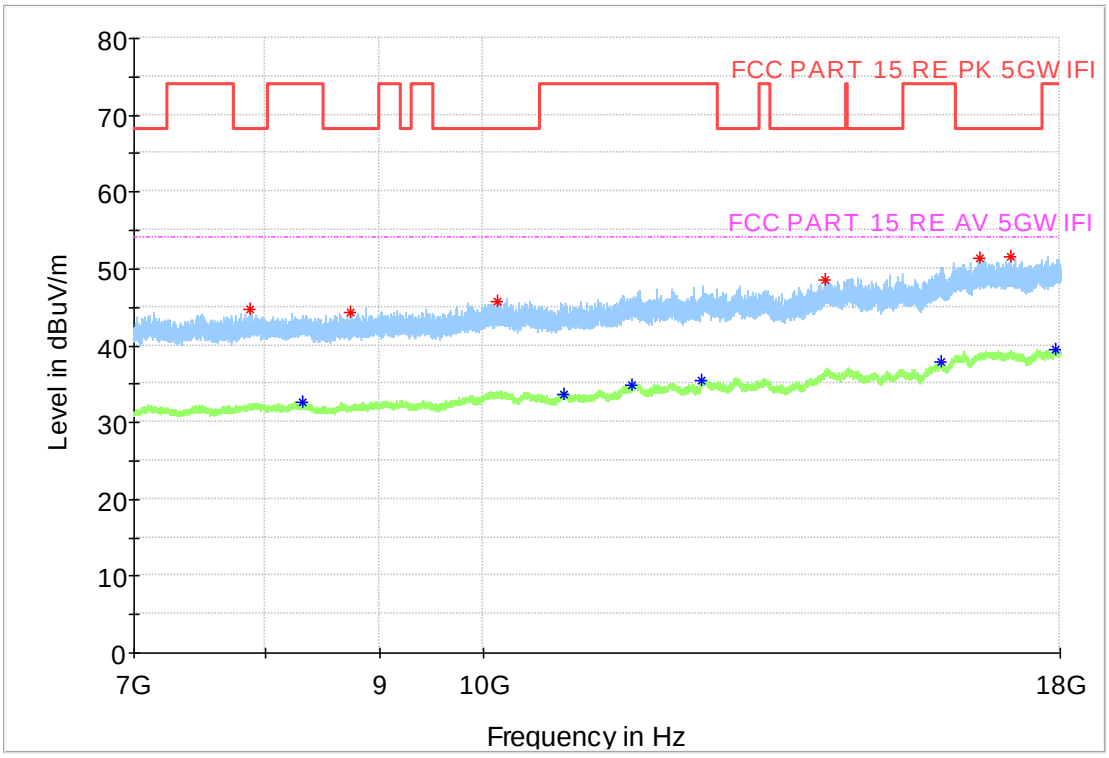

Fig. 64 Transmitter Spurious Emission (802.11a, CH36 5180MHz)

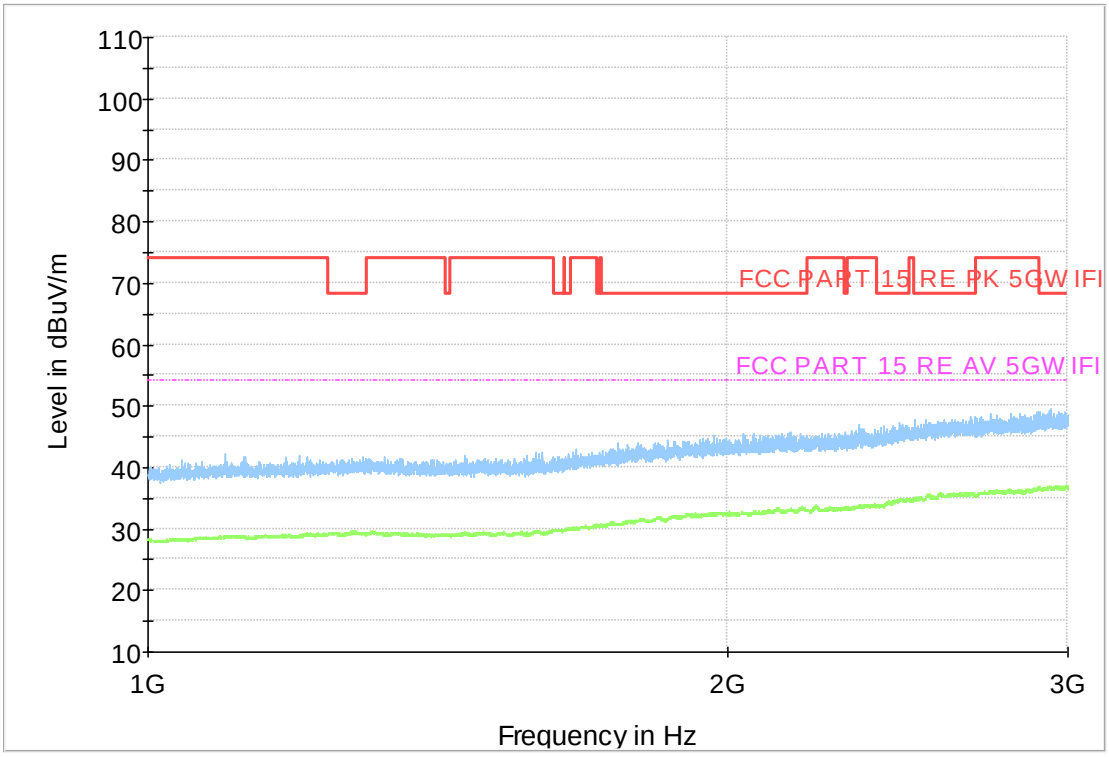

Fig. 65 Transmitter Spurious Emission (802.11a, CH40 5200MHz)

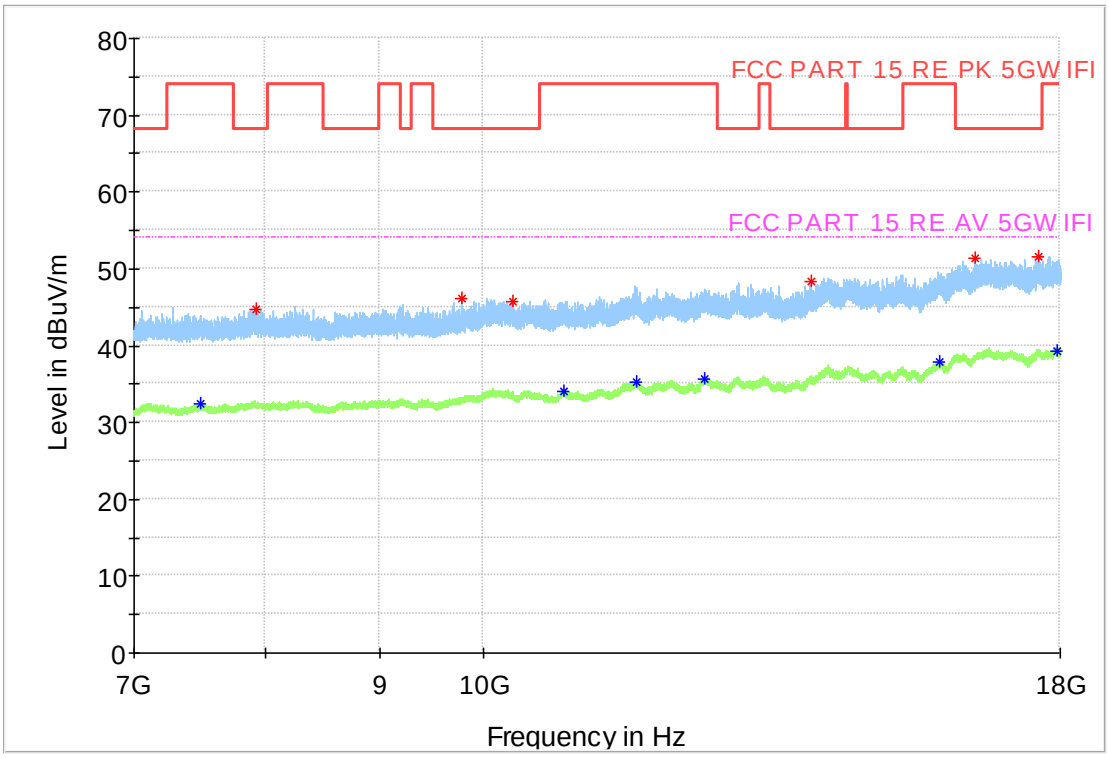

Fig. 66 Transmitter Spurious Emission (802.11a, CH40 5200MHz)

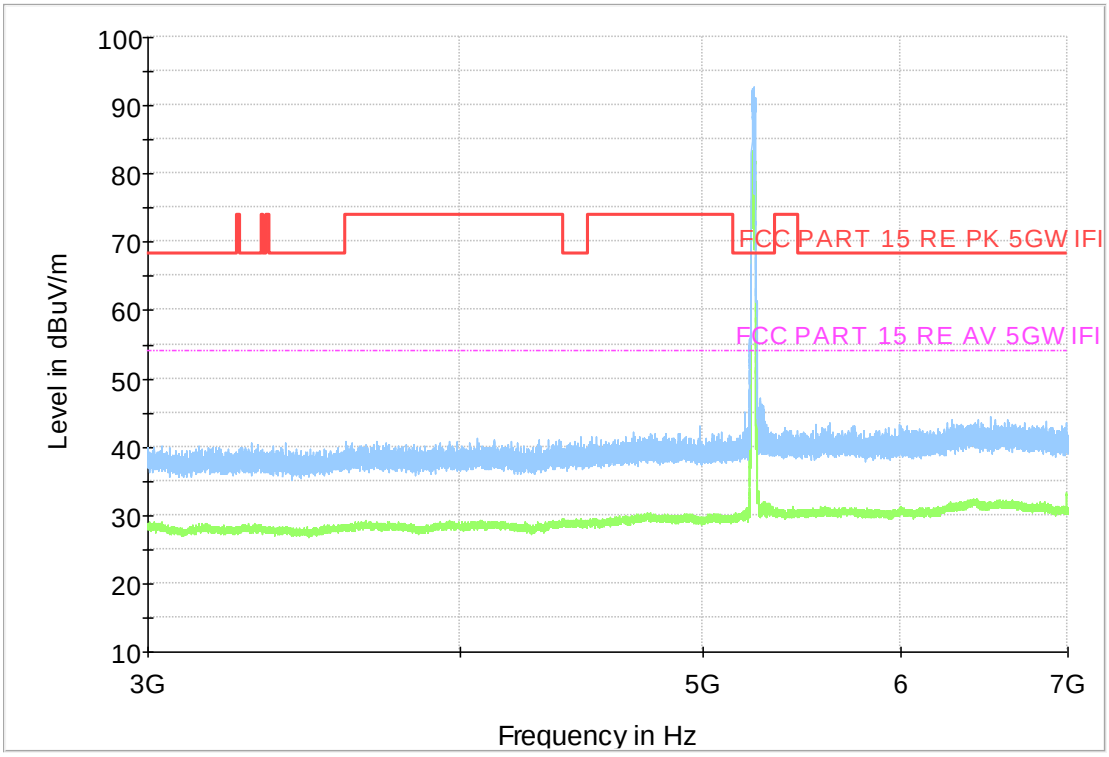

Fig. 67 Transmitter Spurious Emission (802.11a, CH48 5240MHz)

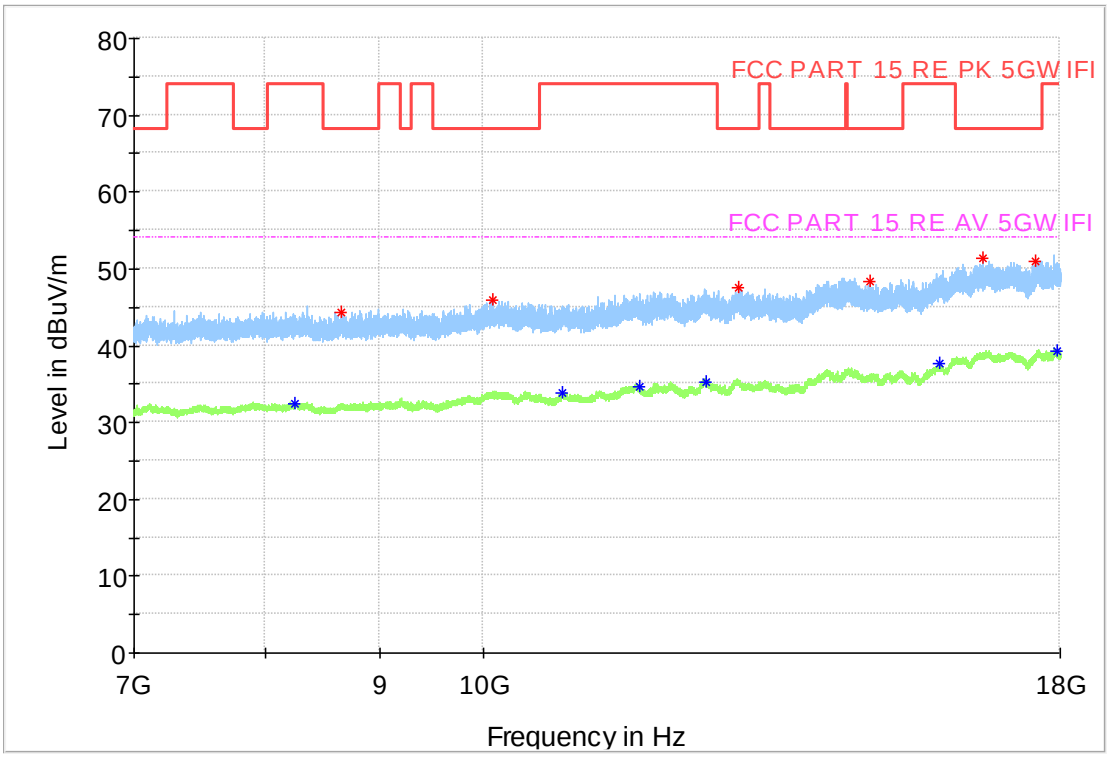

Fig. 68 Transmitter Spurious Emission (802.11a, CH48 5240MHz)

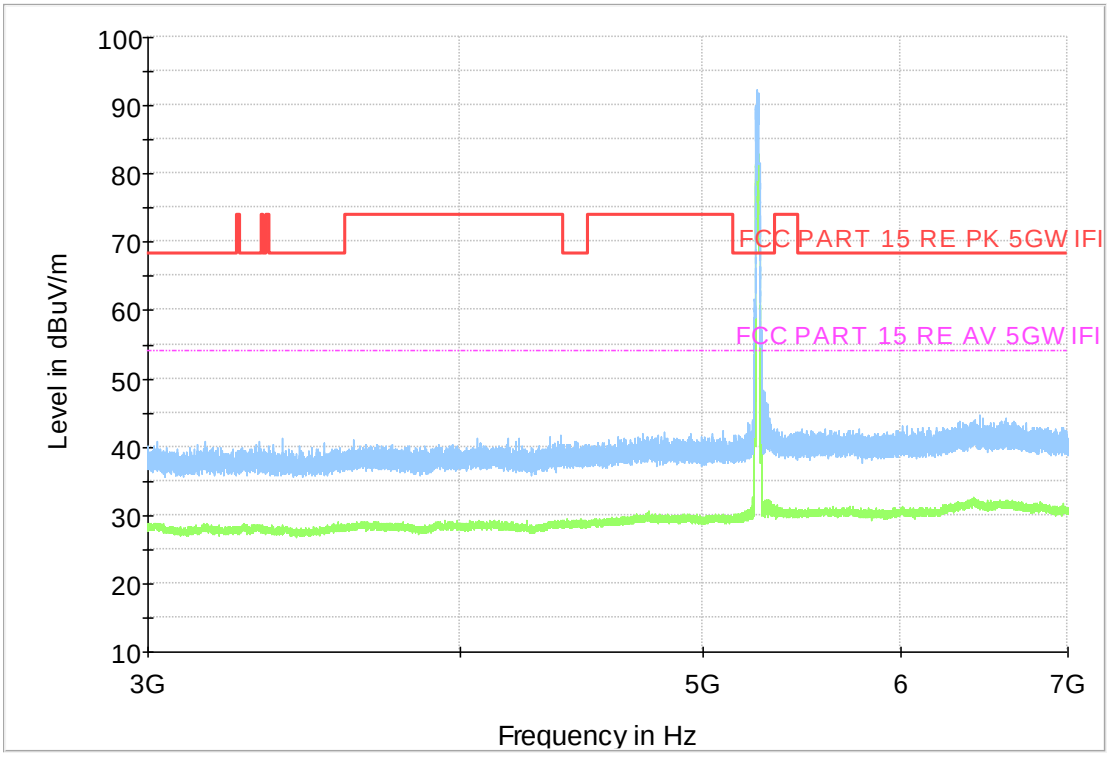

Fig. 69 Transmitter Spurious Emission (802.11a, CH52 5260MHz)

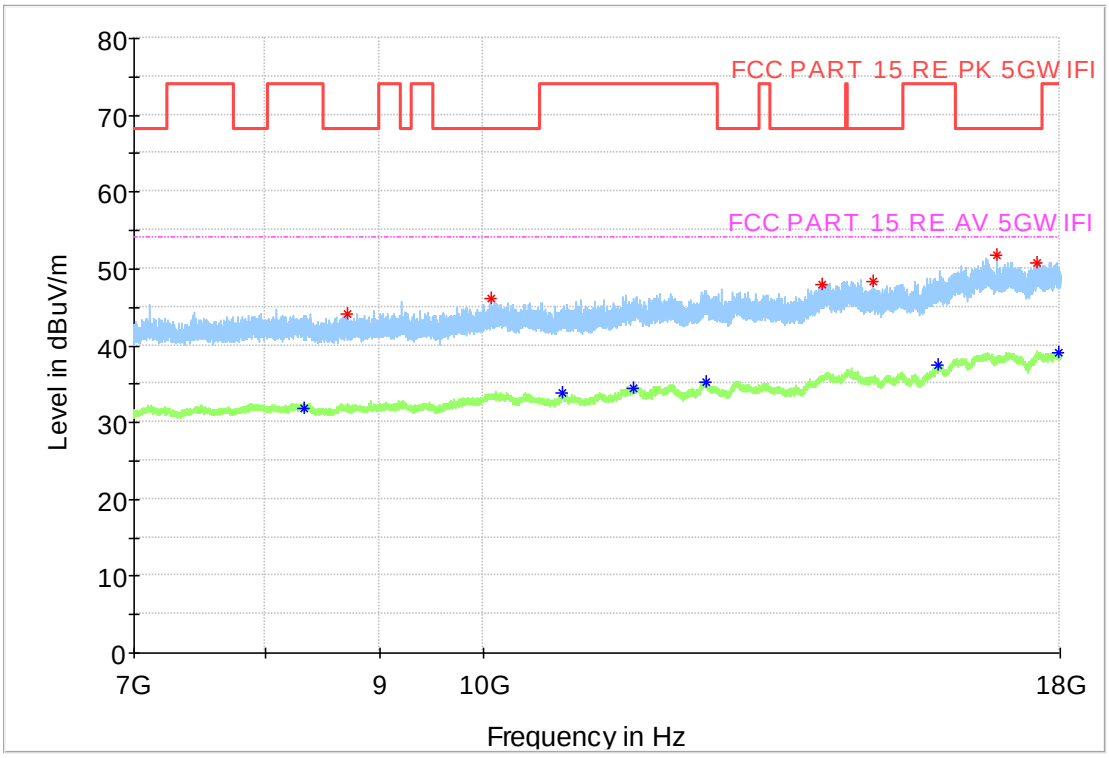

Fig. 70 Transmitter Spurious Emission (802.11a, CH52 5260MHz)

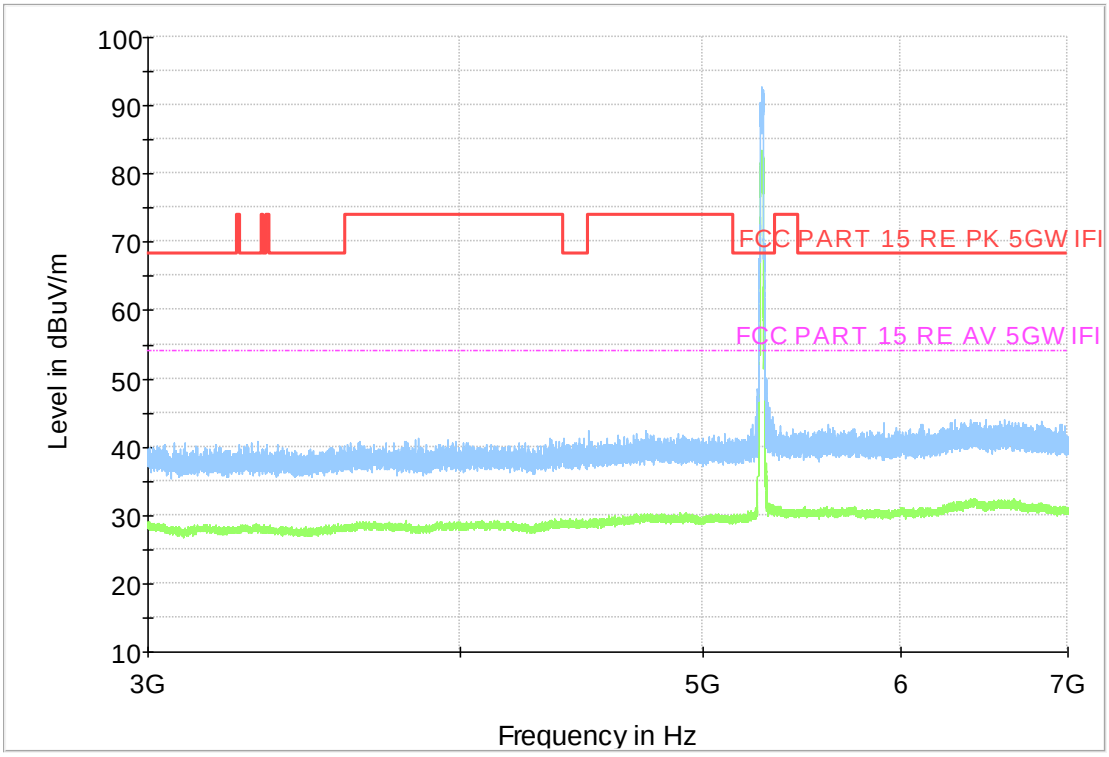

Fig. 71 Transmitter Spurious Emission (802.11a, CH56 5280MHz)

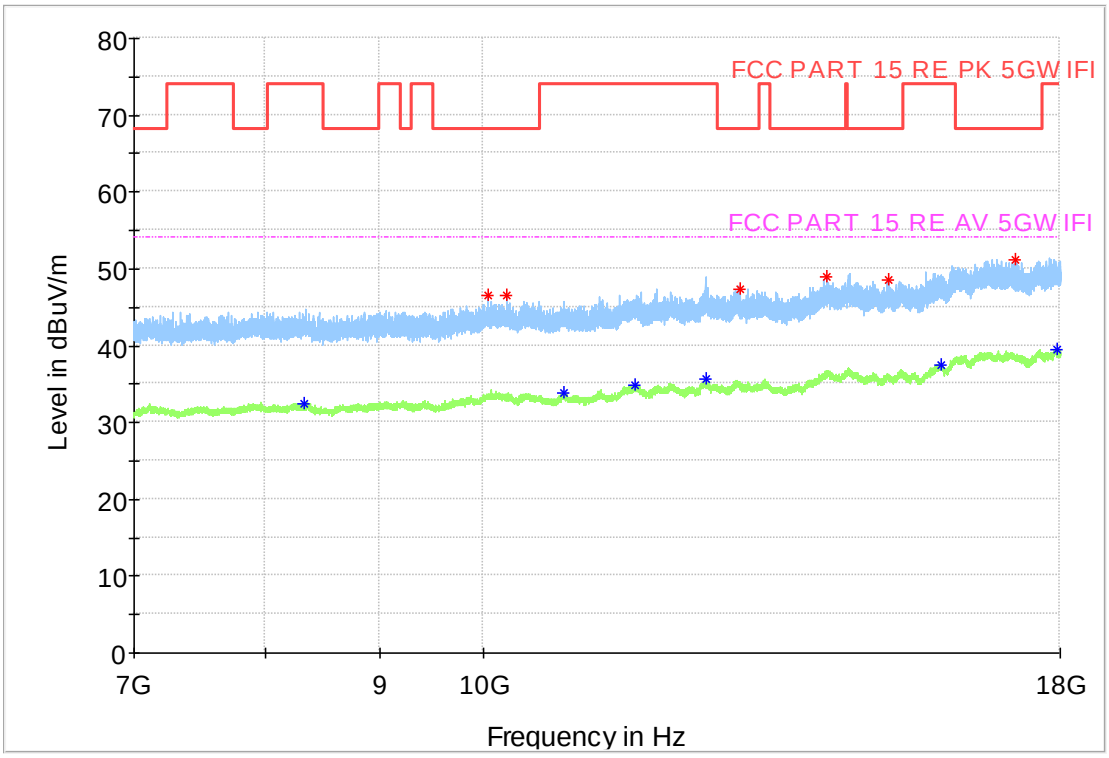

Fig. 72 Transmitter Spurious Emission (802.11a, CH56 5280MHz)

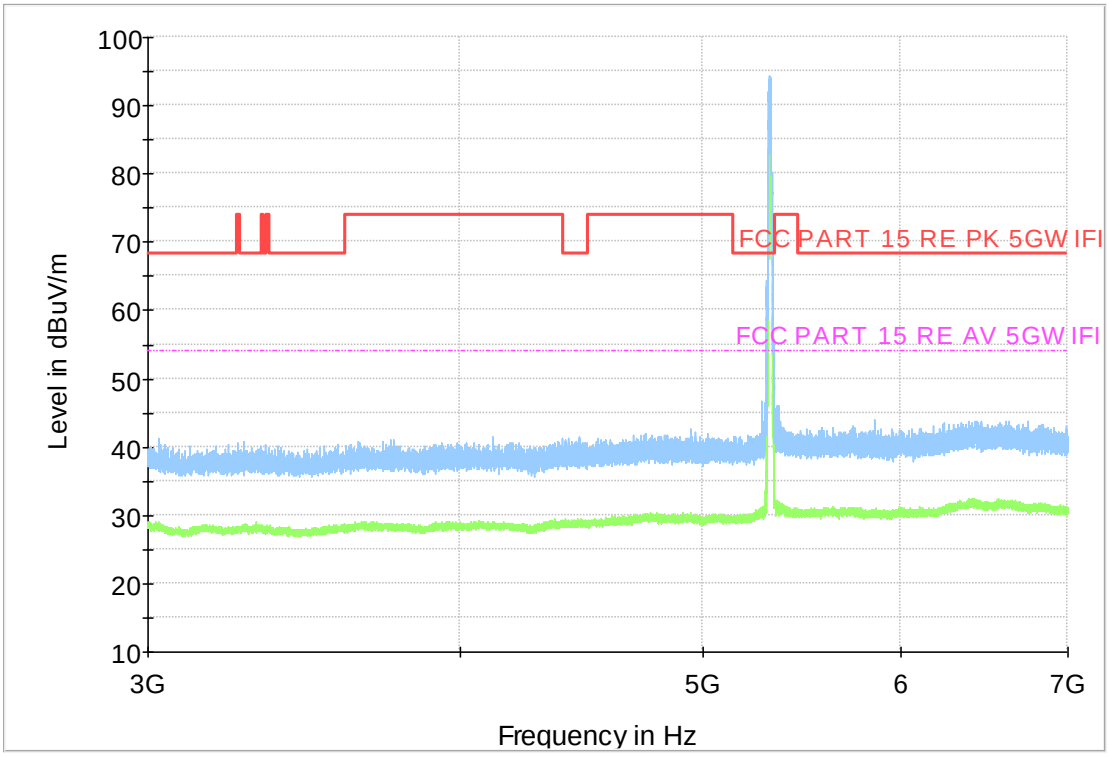

Fig. 73 Transmitter Spurious Emission (802.11a, CH64 5320MHz)

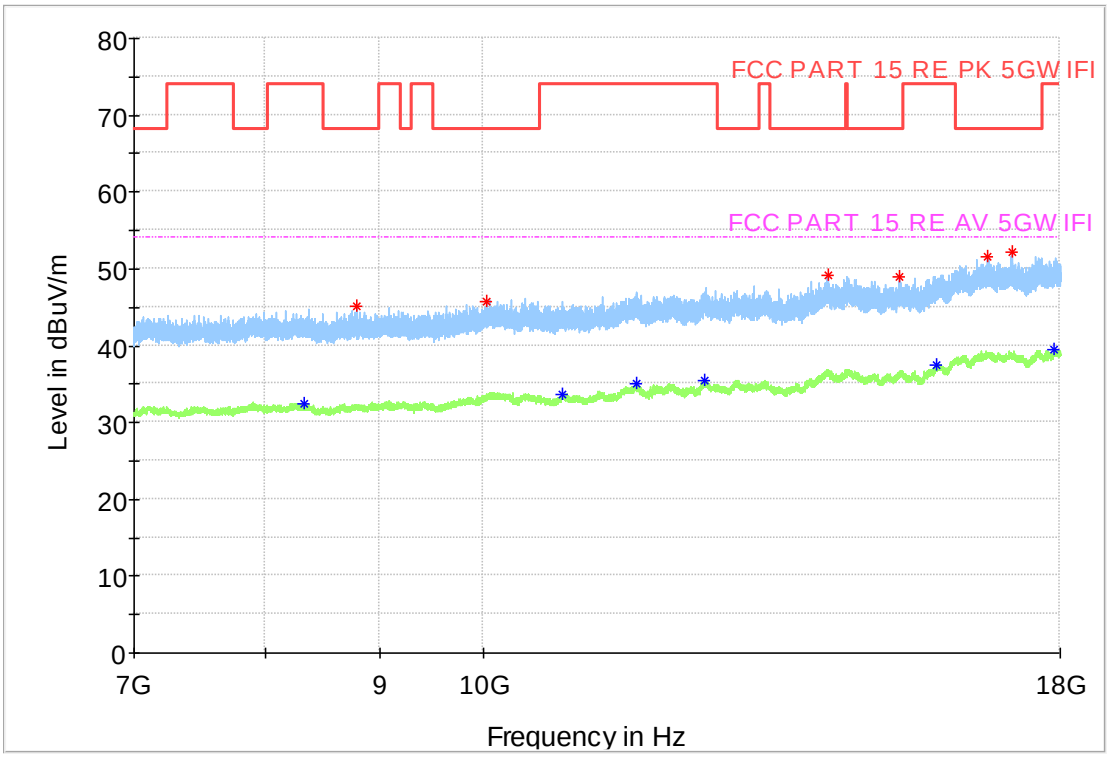

Fig. 74 Transmitter Spurious Emission (802.11a, CH64 5320MHz)

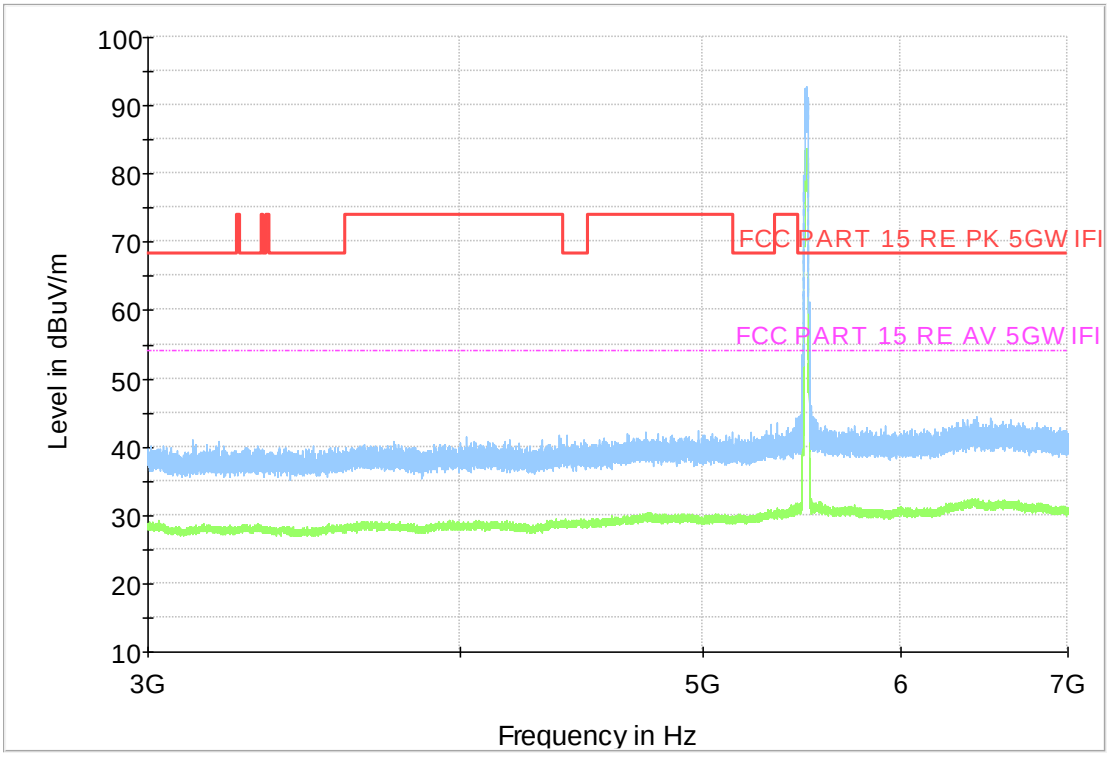

Fig. 75 Transmitter Spurious Emission (802. 11a, CH100 5500MHz)

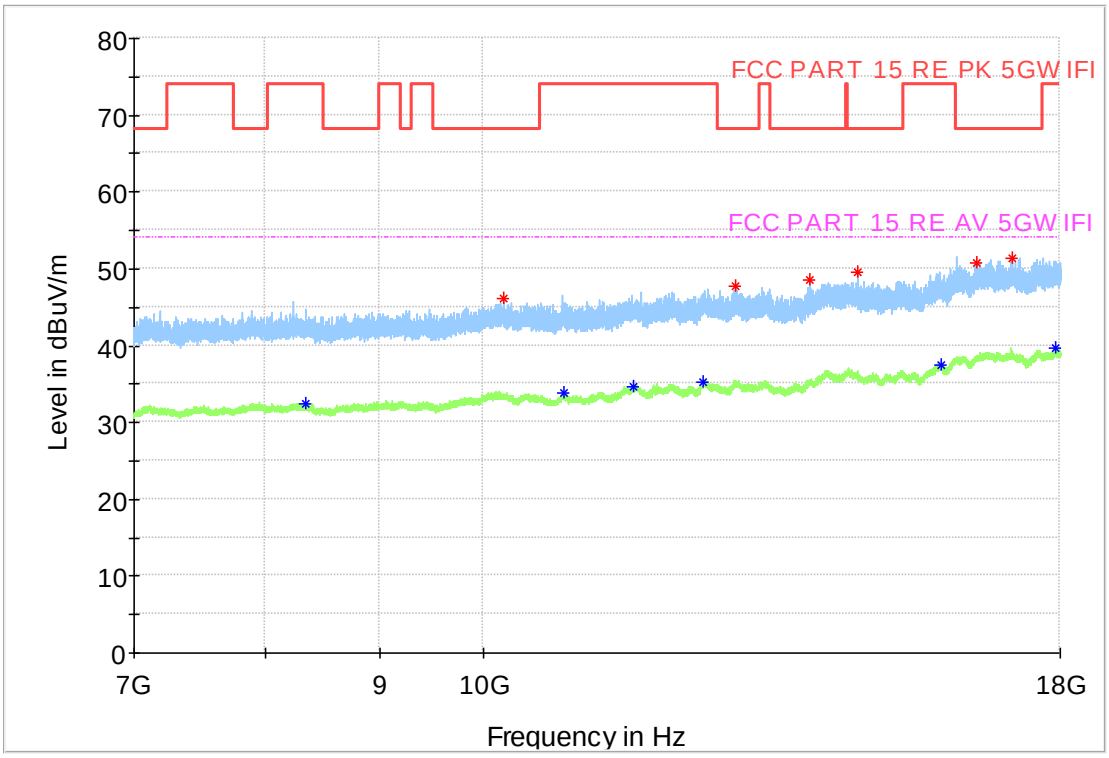

Fig. 76 Transmitter Spurious Emission (802. 11a, CH100 5500MHz)

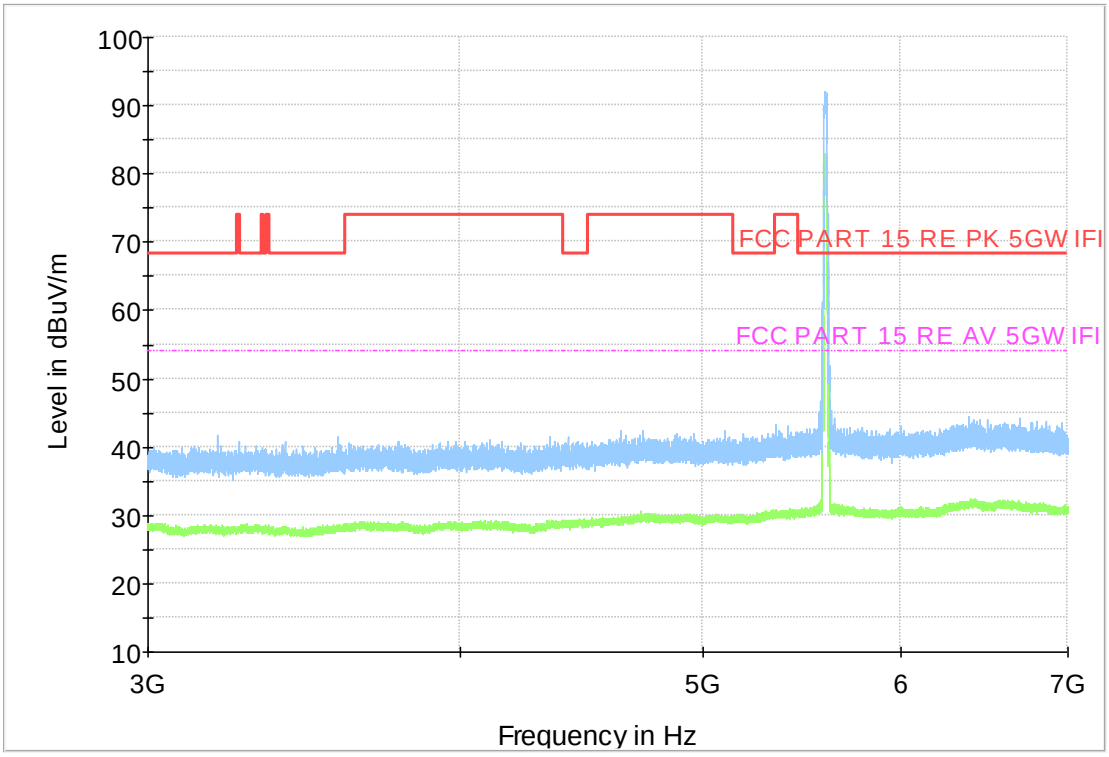

Fig. 77 Transmitter Spurious Emission (802. 11a, CH120 5600MHz)

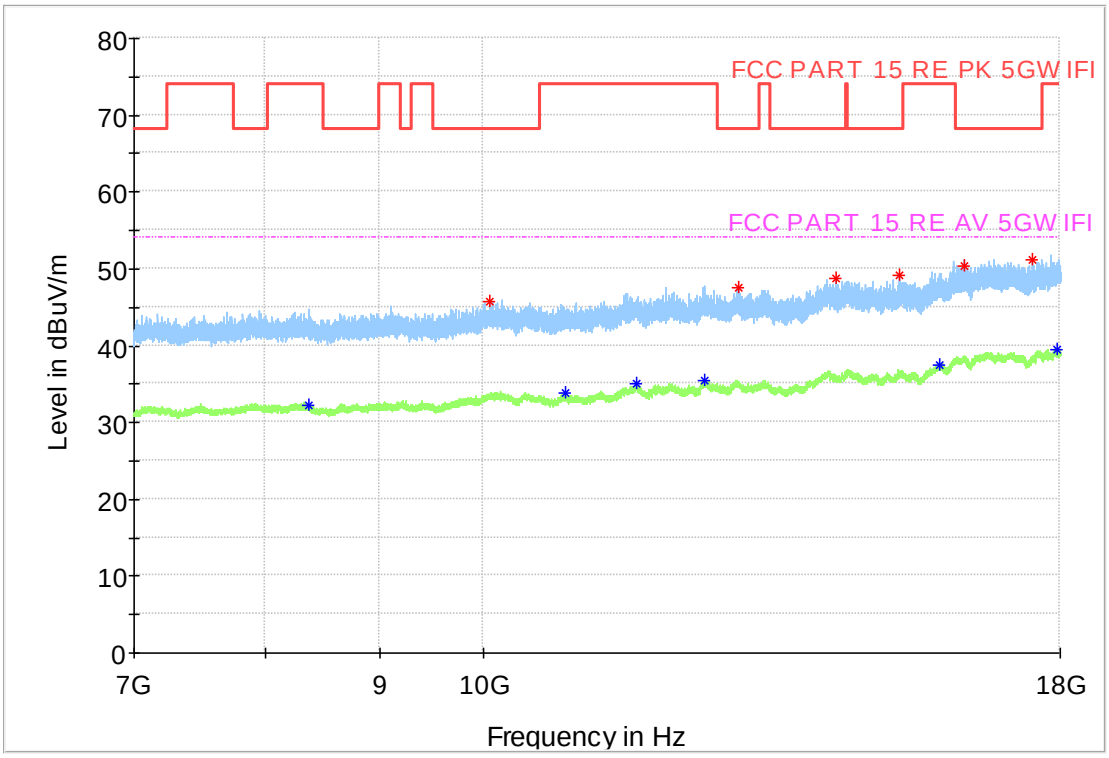

Fig. 78 Transmitter Spurious Emission (802. 11a, CH120 5600MHz)

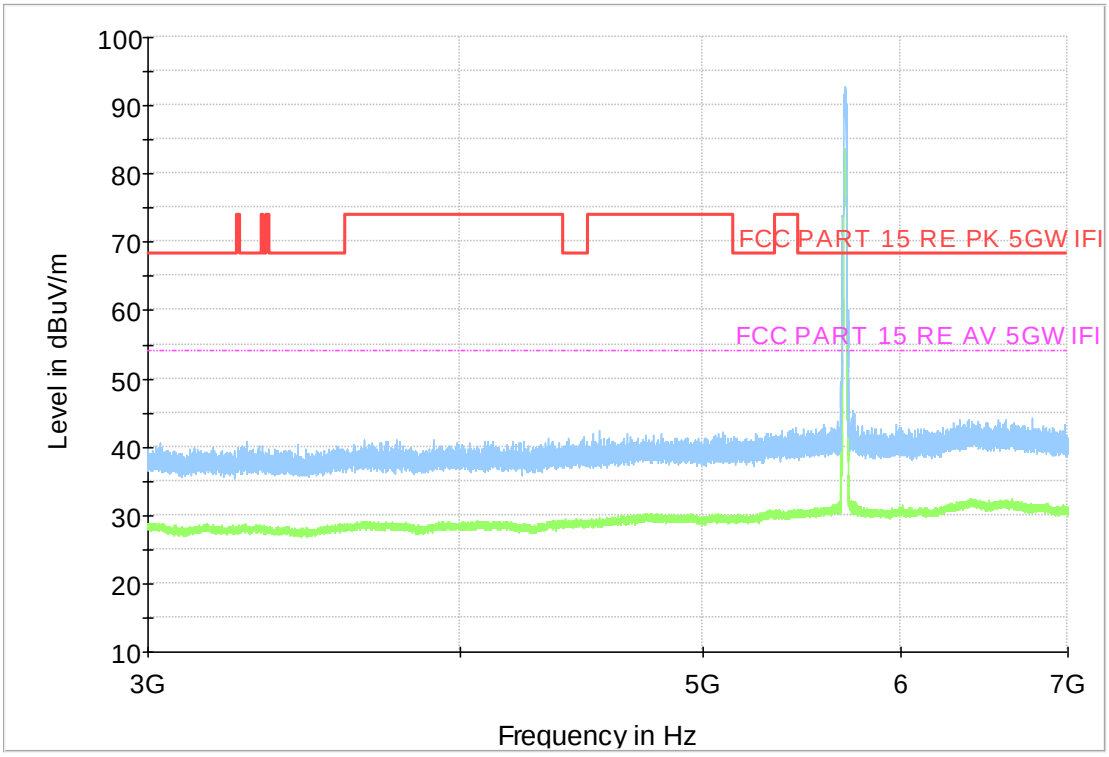

Fig. 79 Transmitter Spurious Emission (802. 11a, CH140 5700MHz)

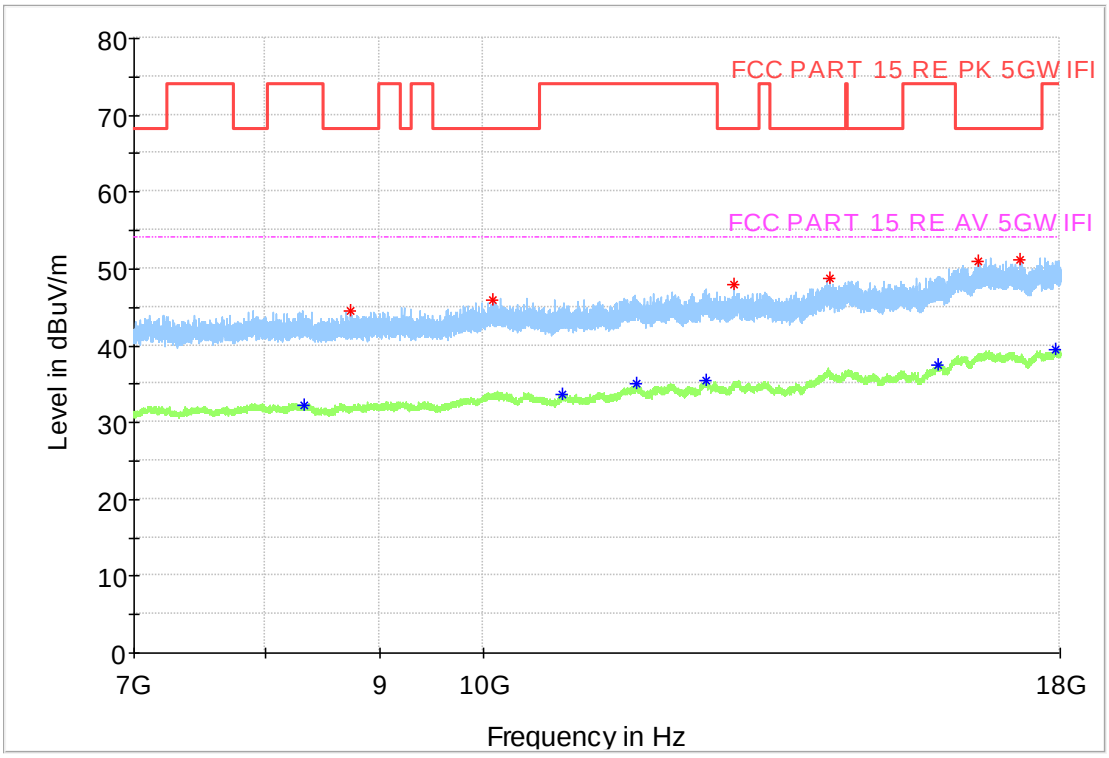

Fig. 80 Transmitter Spurious Emission (802. 11a, CH140 5700MHz)

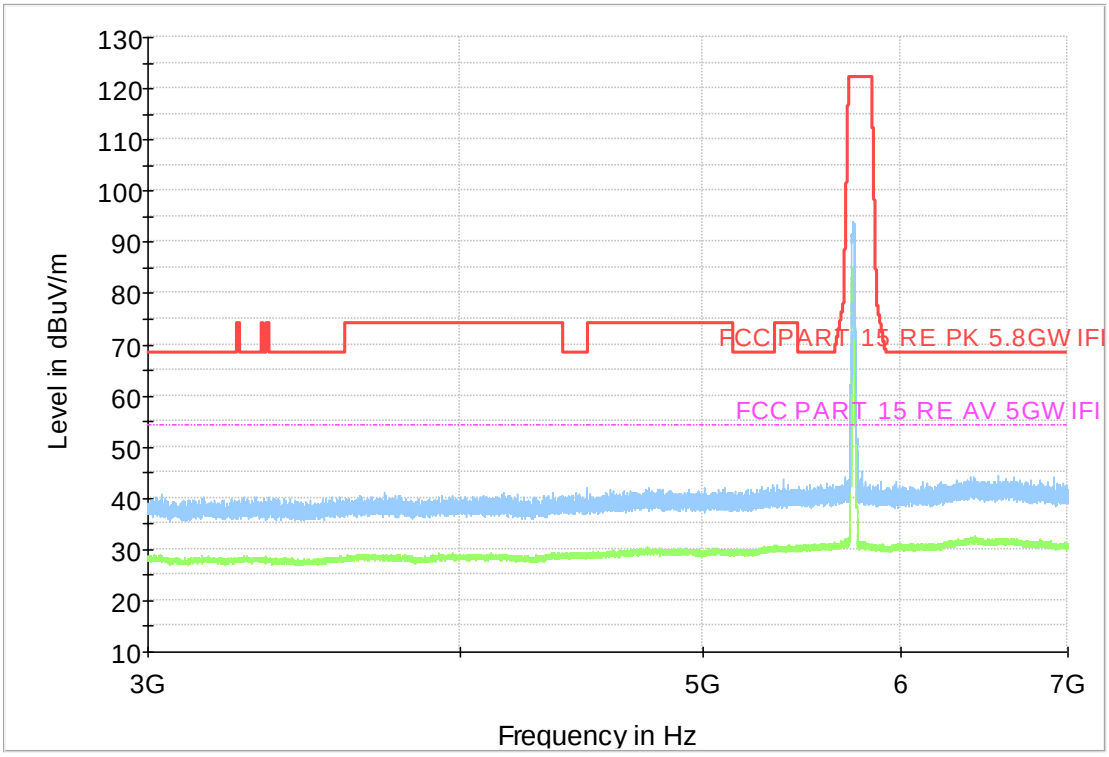

Fig. 81 Transmitter Spurious Emission (802. 11a, CH149 5745MHz)

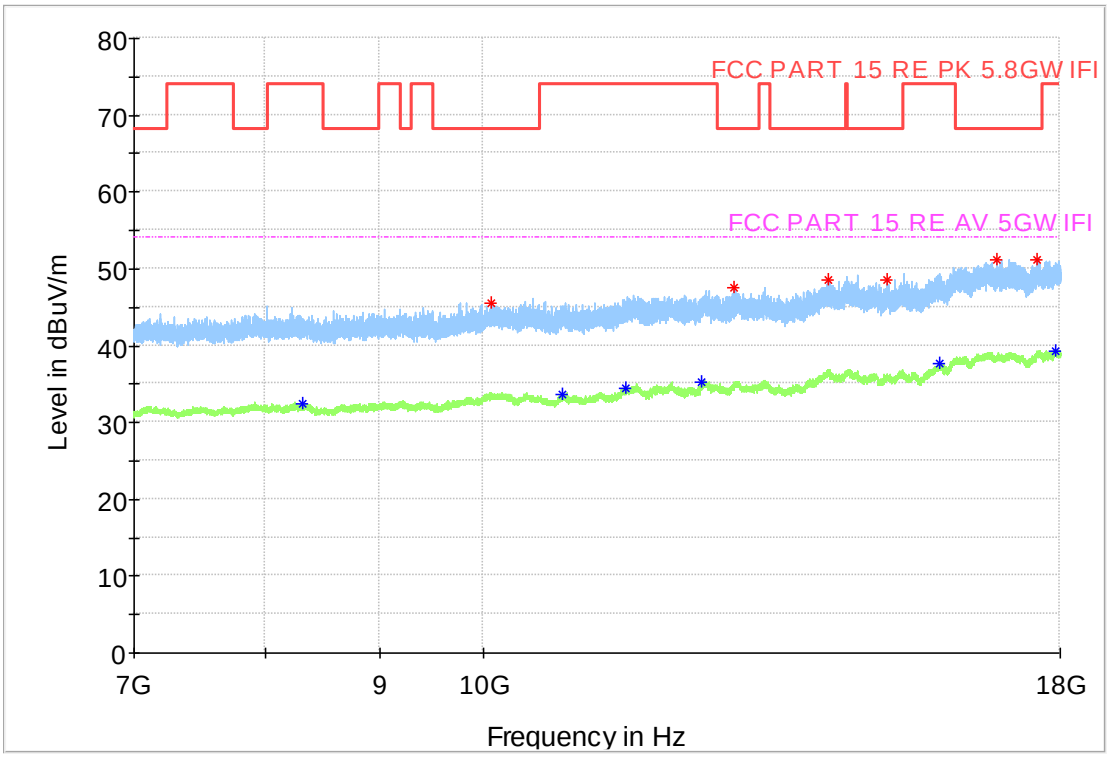

Fig. 82 Transmitter Spurious Emission (802. 11a, CH149 5745MHz)

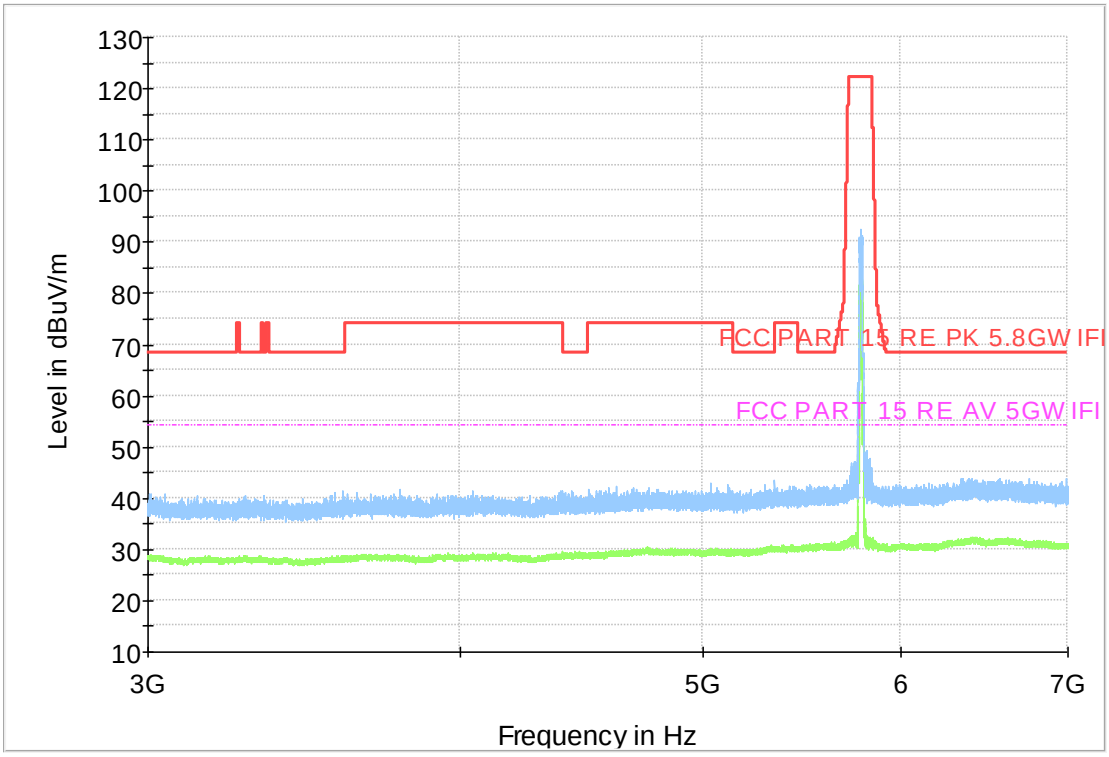

Fig. 83 Transmitter Spurious Emission (802. 11a, CH157 5785MHz)

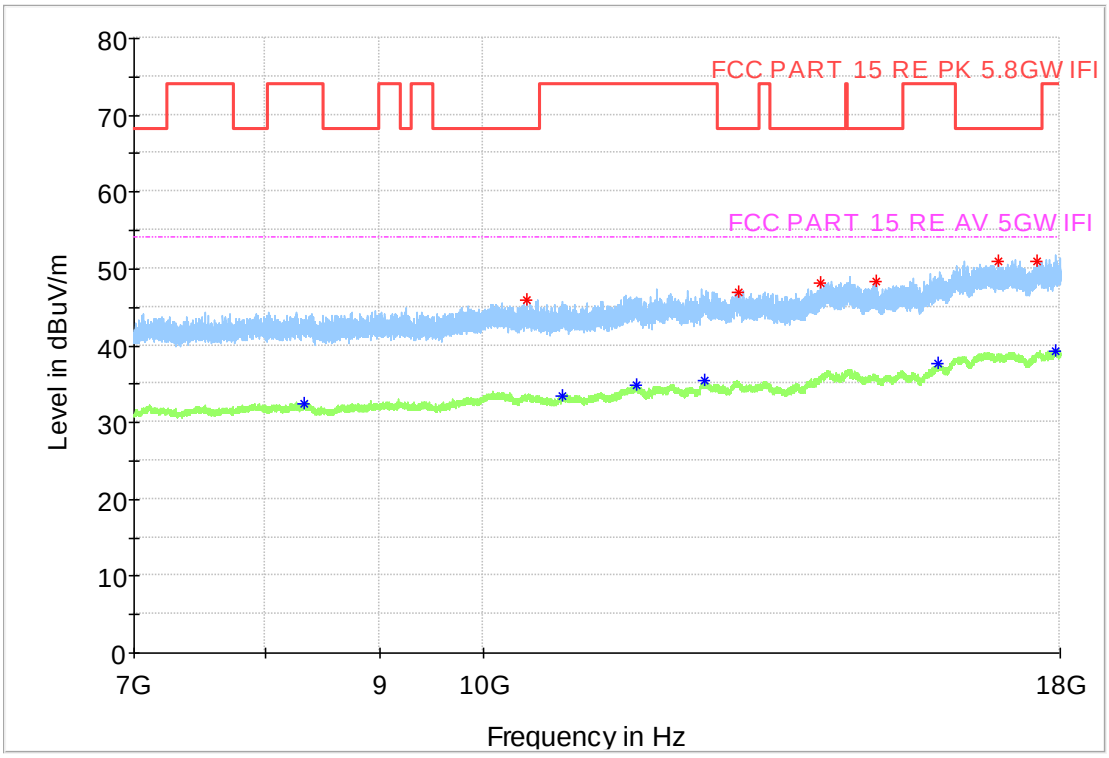

Fig. 84 Transmitter Spurious Emission (802. 11a, CH157 5785MHz)

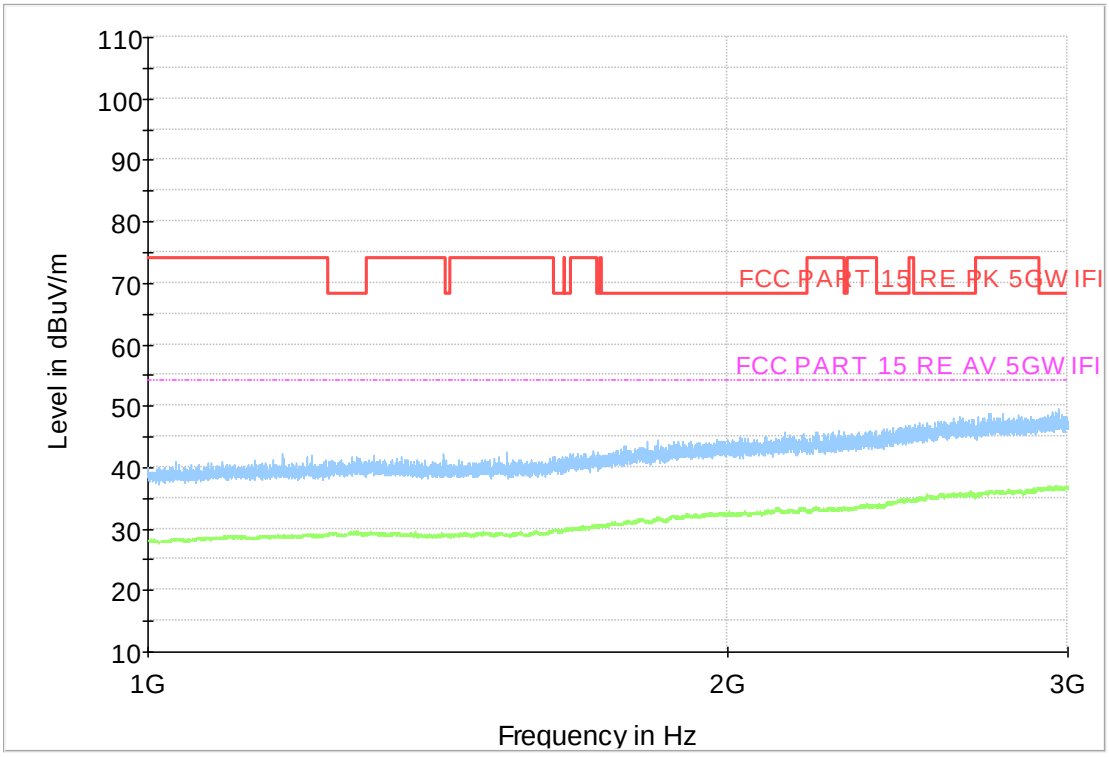

Fig. 85 Transmitter Spurious Emission (802. 11a, CH165 5825MHz)

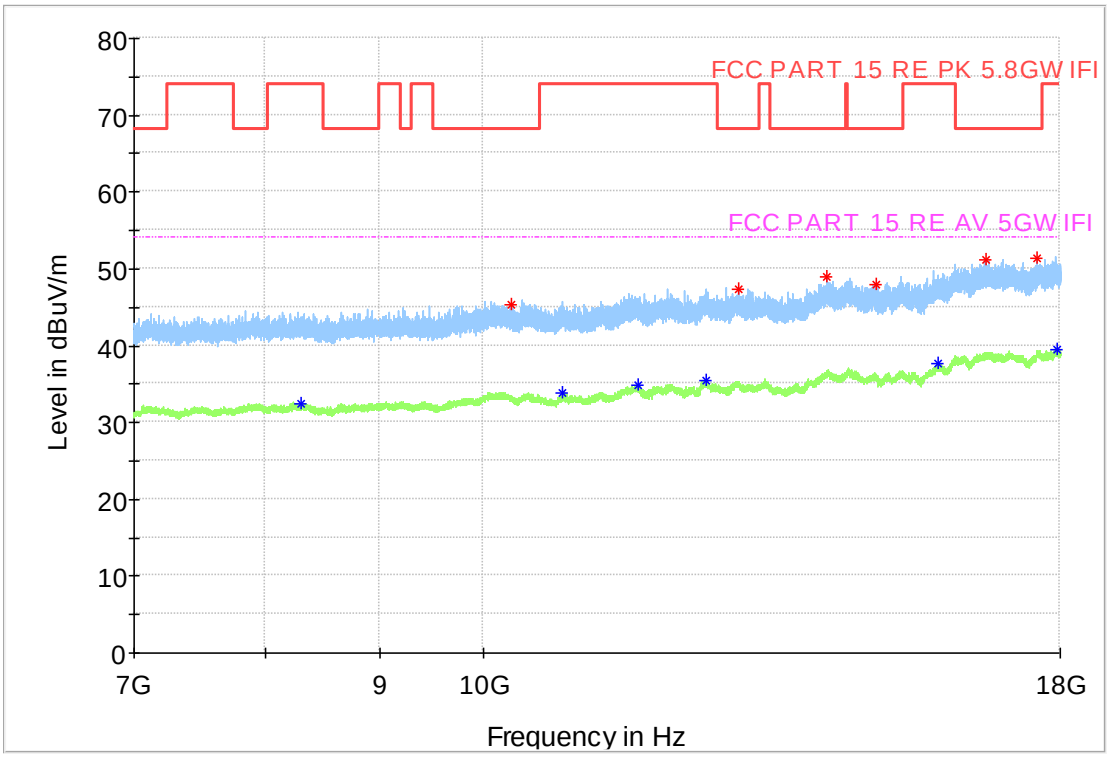

Fig. 86 Transmitter Spurious Emission (802. 11a, CH165 5825MHz)

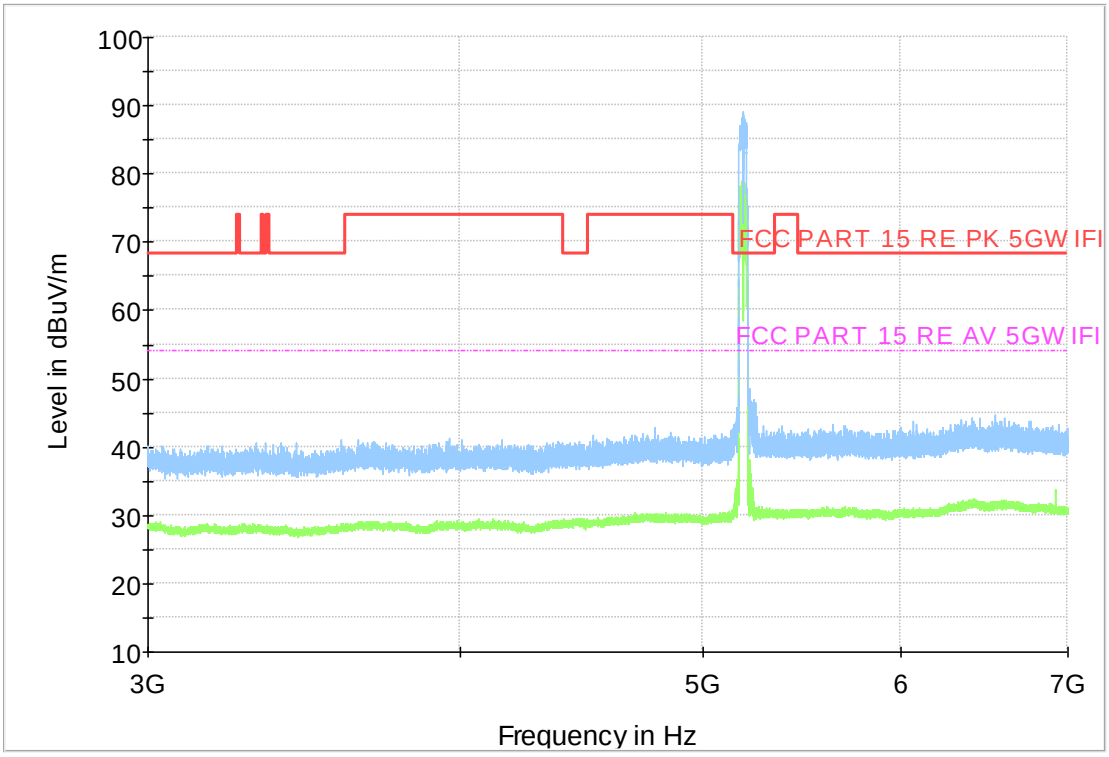

Fig. 87 Transmitter Spurious Emission (802.11n-HT40, CH38 5190MHz)

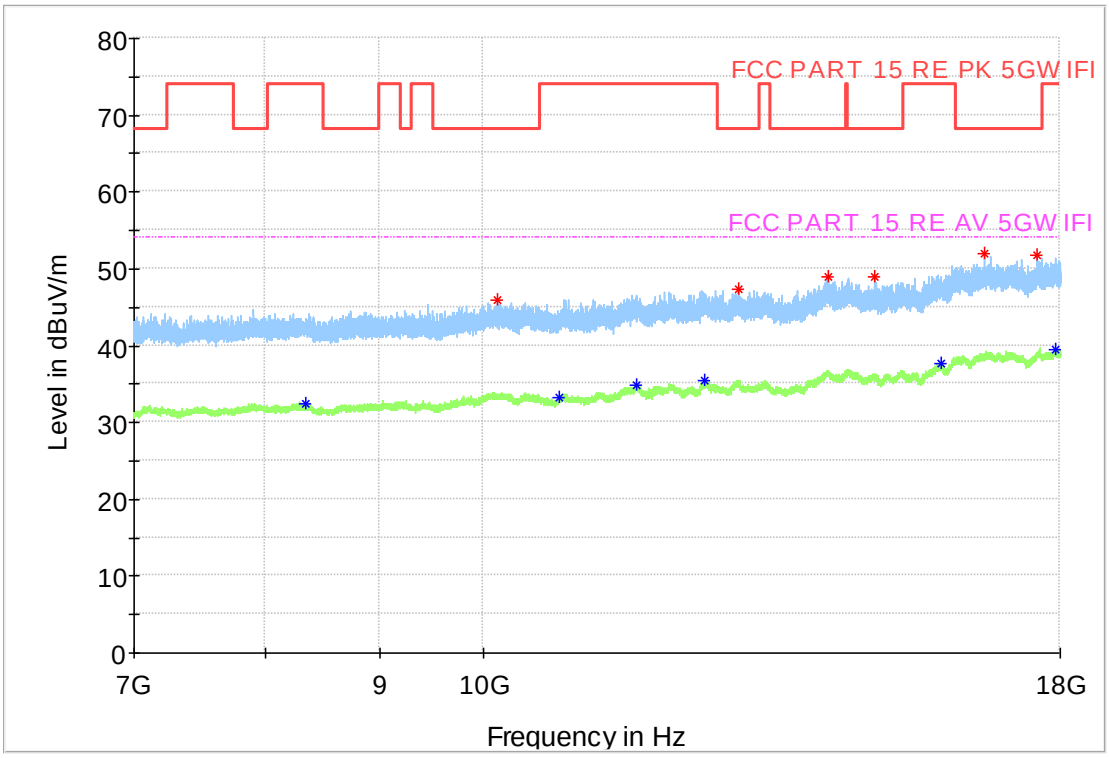

Fig. 88 Transmitter Spurious Emission (802.11n-HT40, CH38 5190MHz)

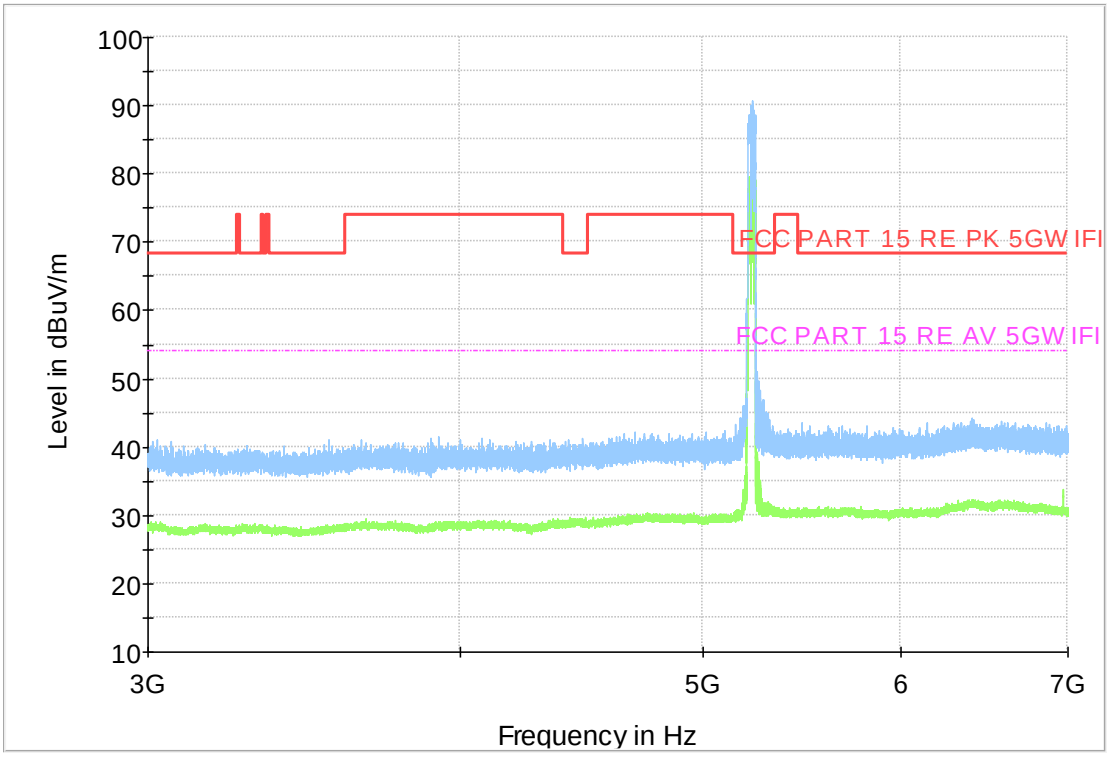

Fig. 89 Transmitter Spurious Emission (802.11n-HT40, CH46 5230MHz)

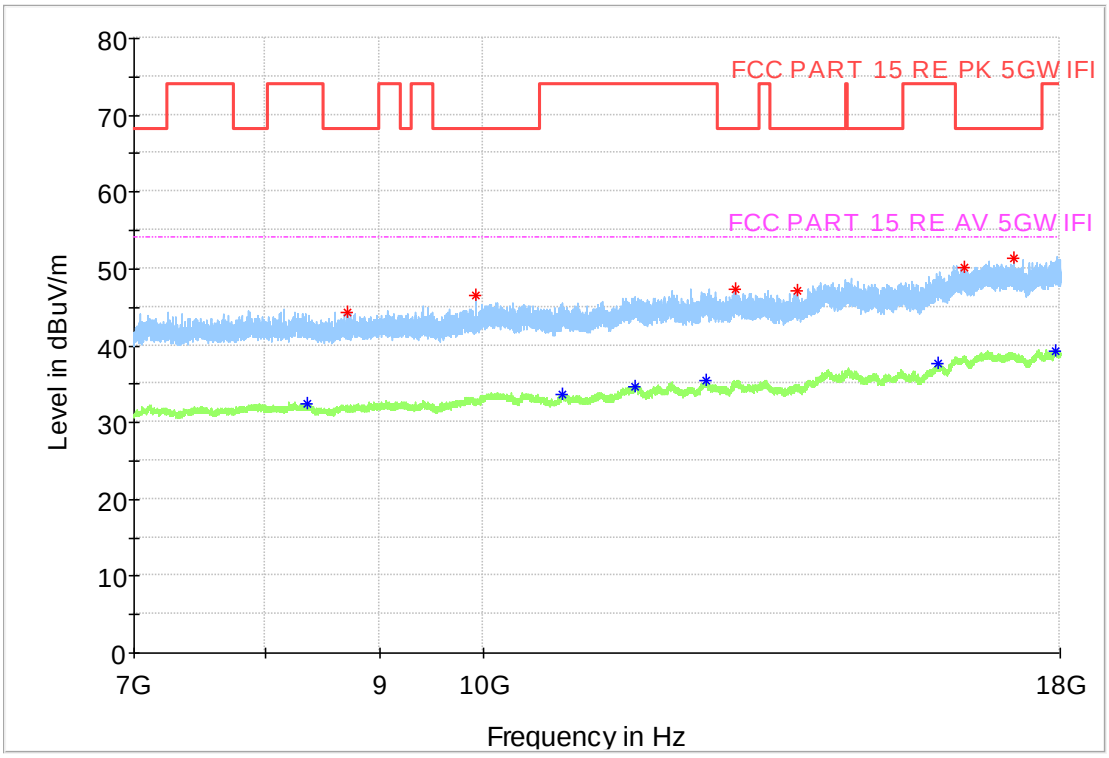

Fig. 90 Transmitter Spurious Emission (802.11n-HT40, CH46 5230MHz)

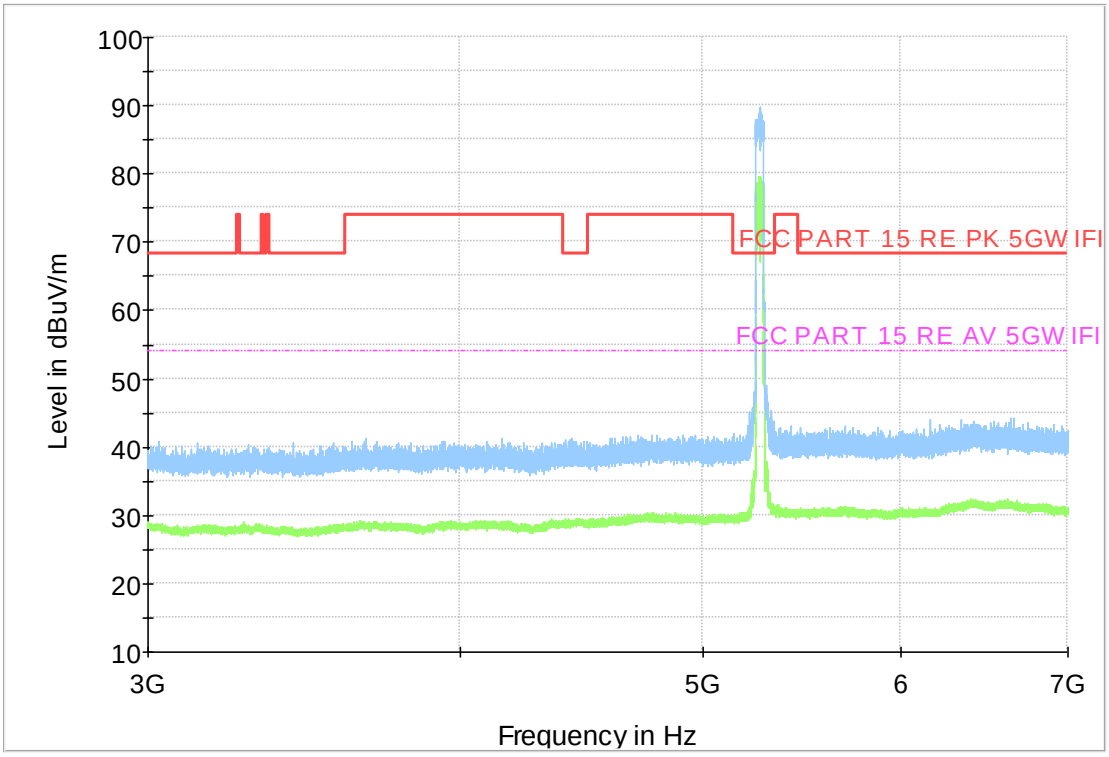

Fig. 91 Transmitter Spurious Emission (802.11n-HT40, CH54 5270MHz)

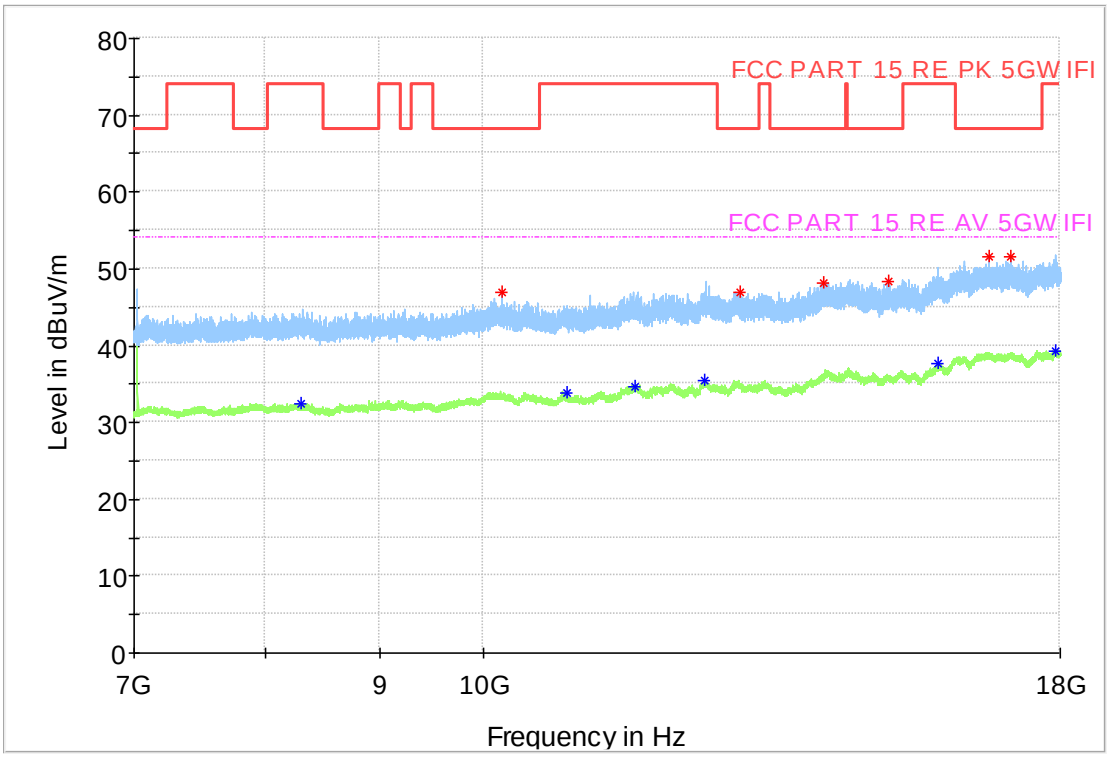

Fig. 92 Transmitter Spurious Emission (802.11n-HT40, CH54 5270MHz)

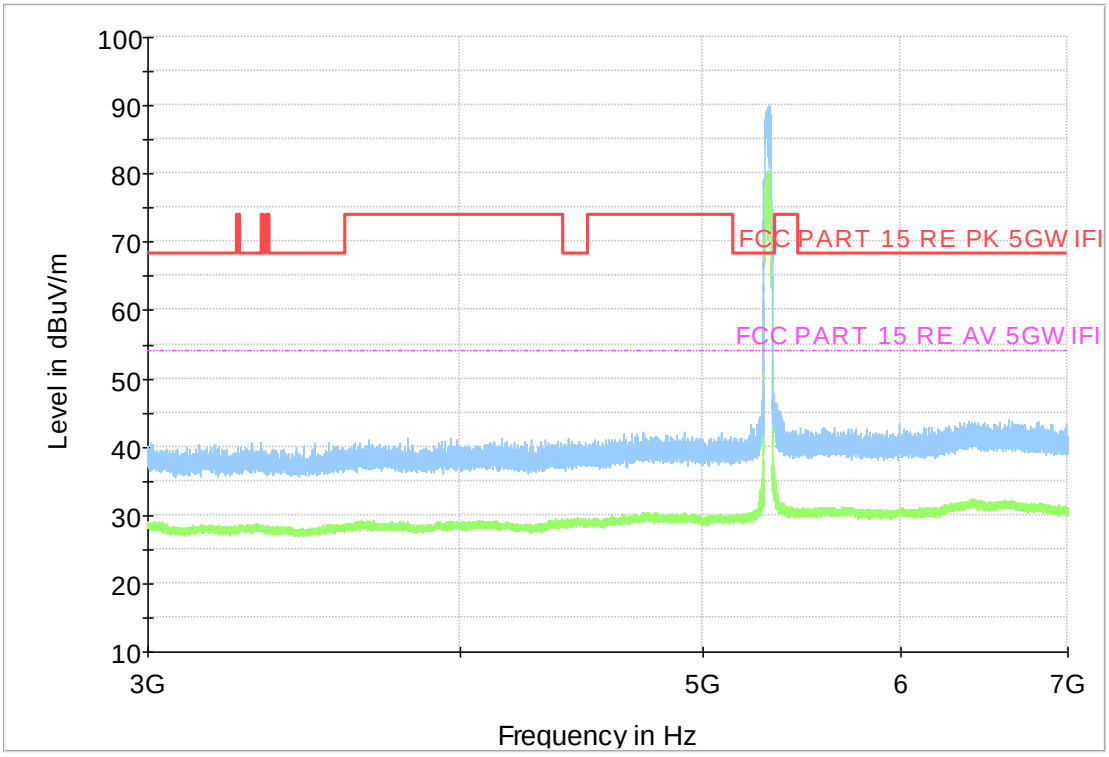

Fig. 93 Transmitter Spurious Emission (802.11n-HT40, CH62 5310MHz)

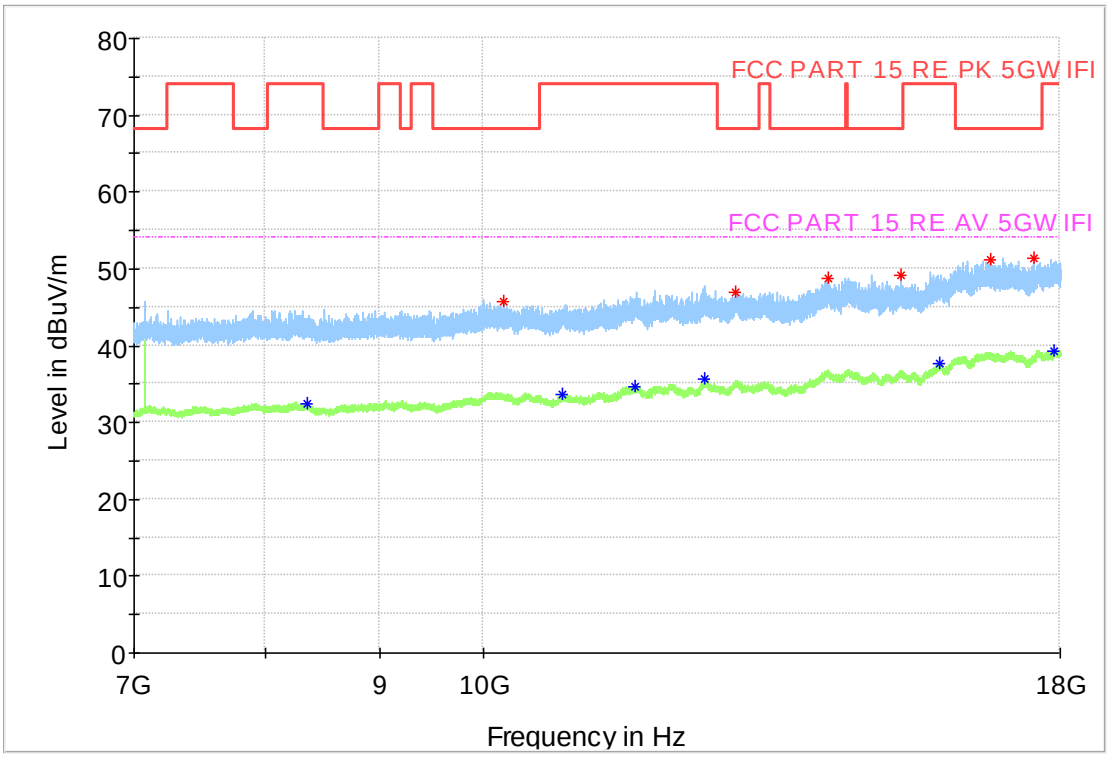

Fig. 94 Transmitter Spurious Emission (802.11n-HT40, CH62 5310MHz)

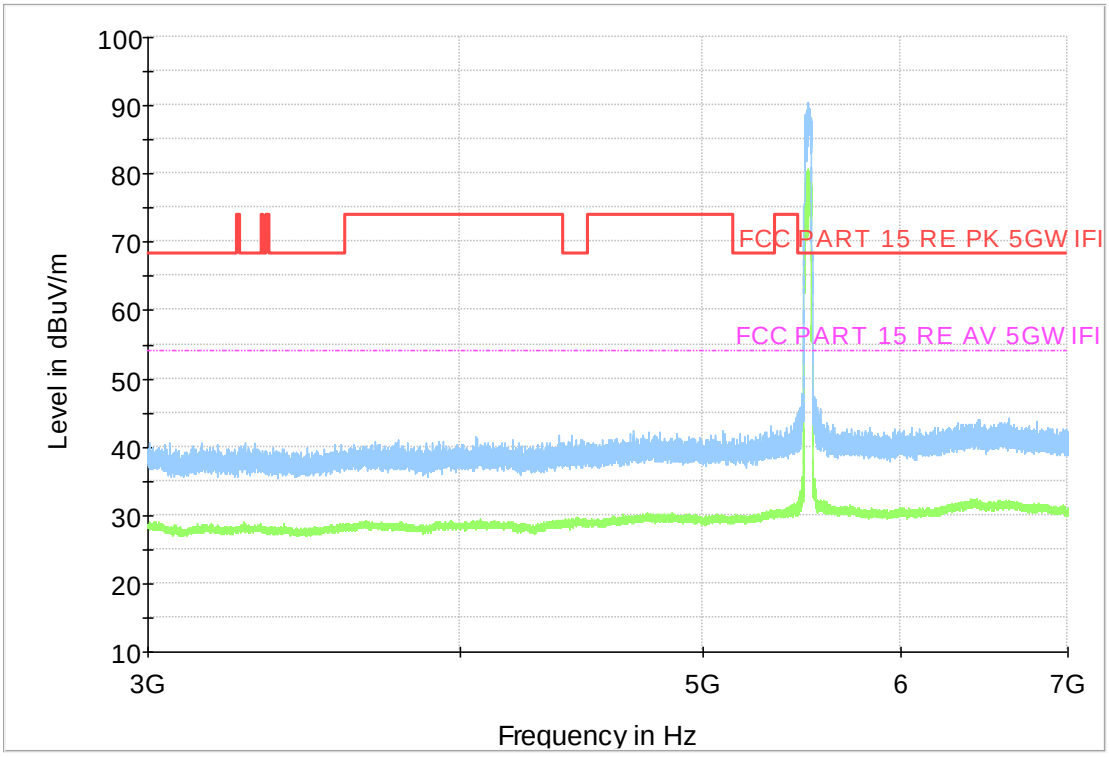

Fig. 95 Transmitter Spurious Emission (802. 11n-HT40, CH102 5510MHz)

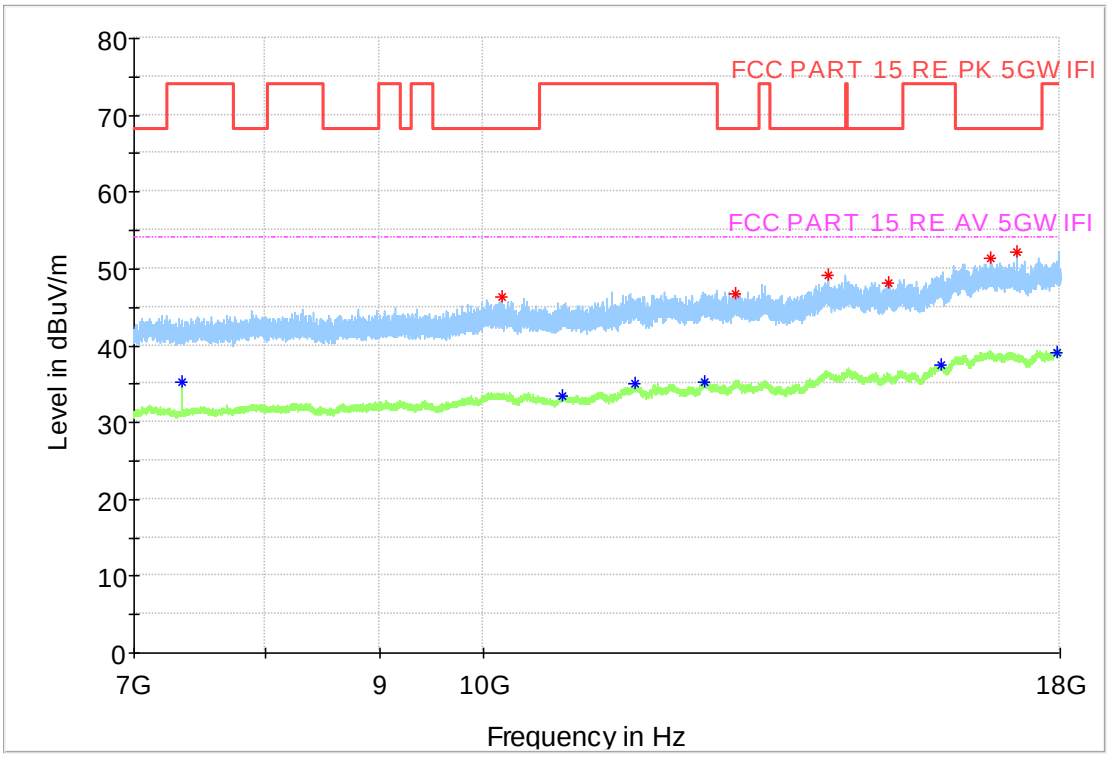

Fig. 96 Transmitter Spurious Emission (802. 11n-HT40, CH102 5510MHz)

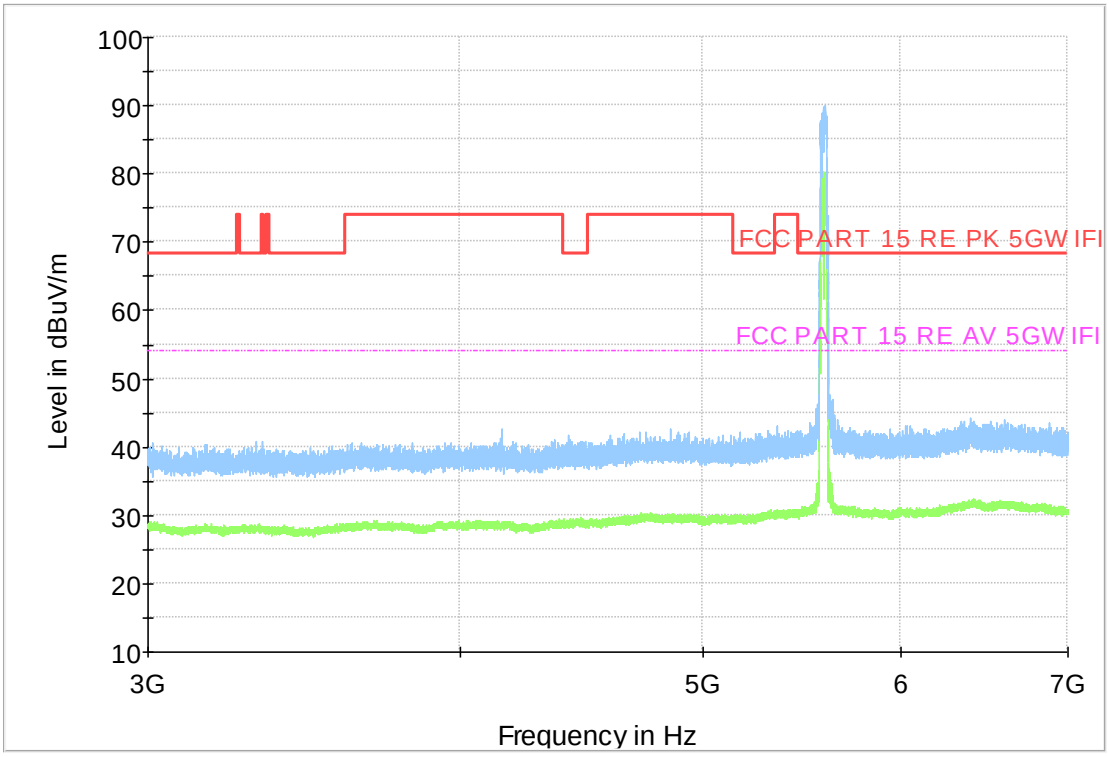

Fig. 97 Transmitter Spurious Emission (802. 11n-HT40, CH118 5590MHz)

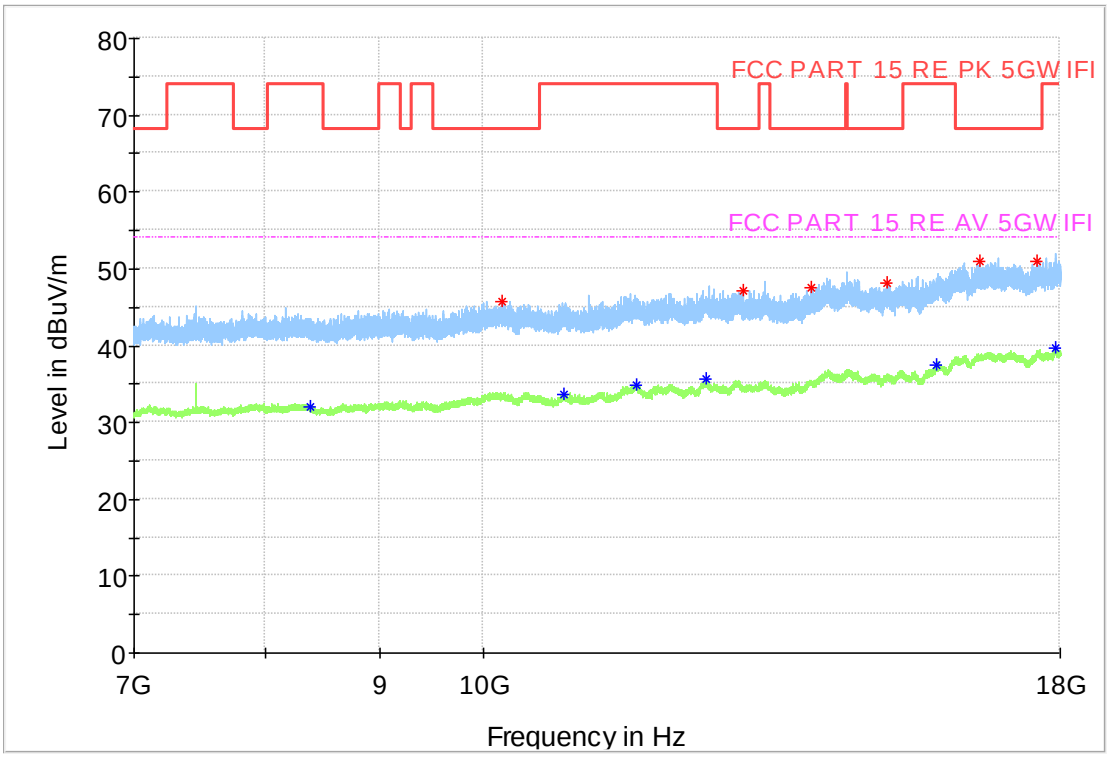

Fig. 98 Transmitter Spurious Emission (802. 11n-HT40, CH118 5590MHz)

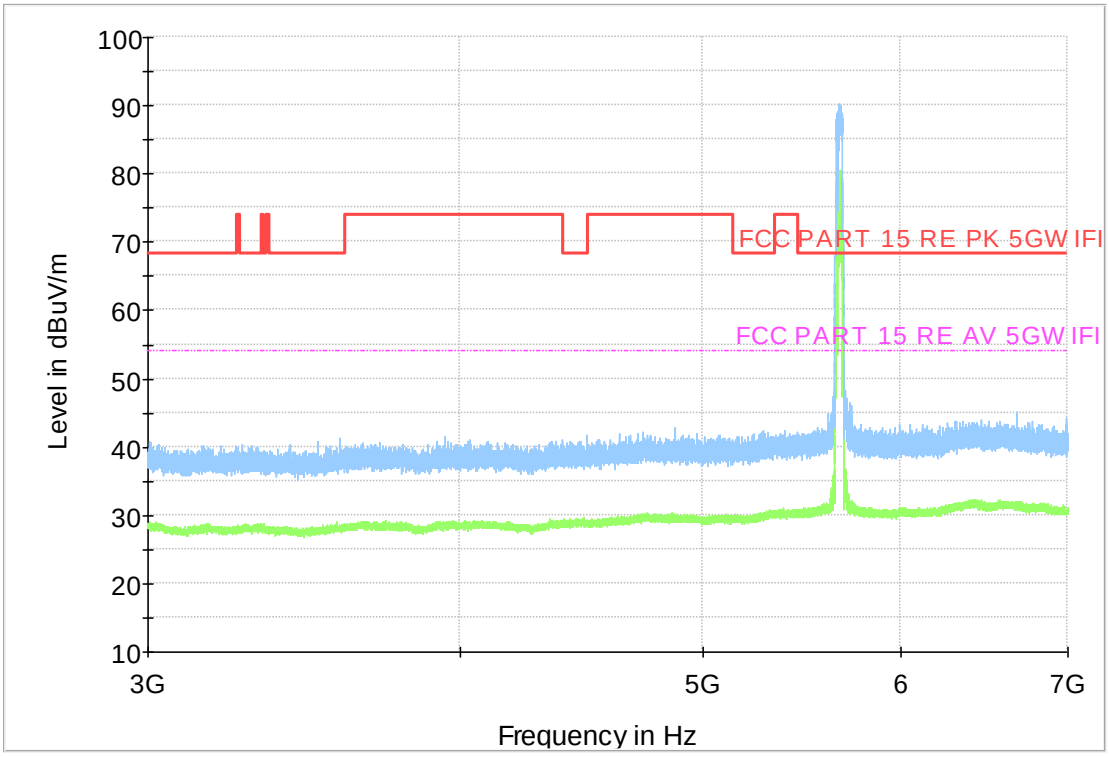

Fig. 99 Transmitter Spurious Emission (802. 11n-HT40, CH134 5670MHz)

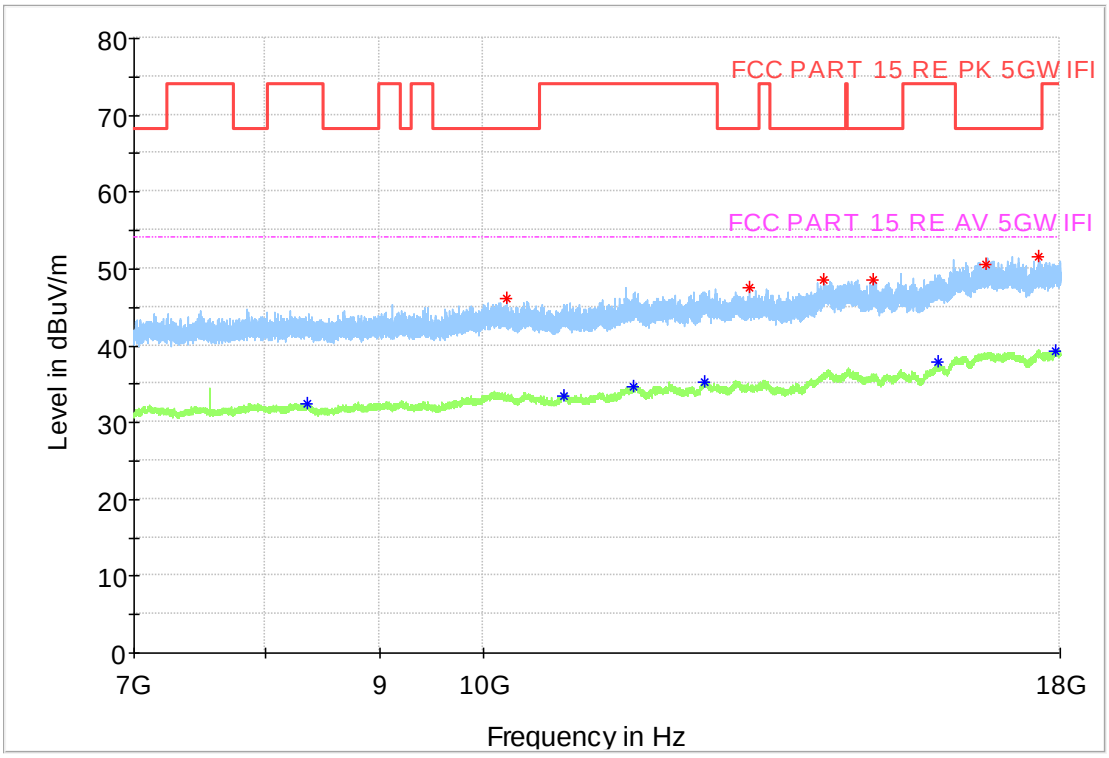

Fig. 100 Transmitter Spurious Emission (802. 11n-HT40, CH134 5670MHz)

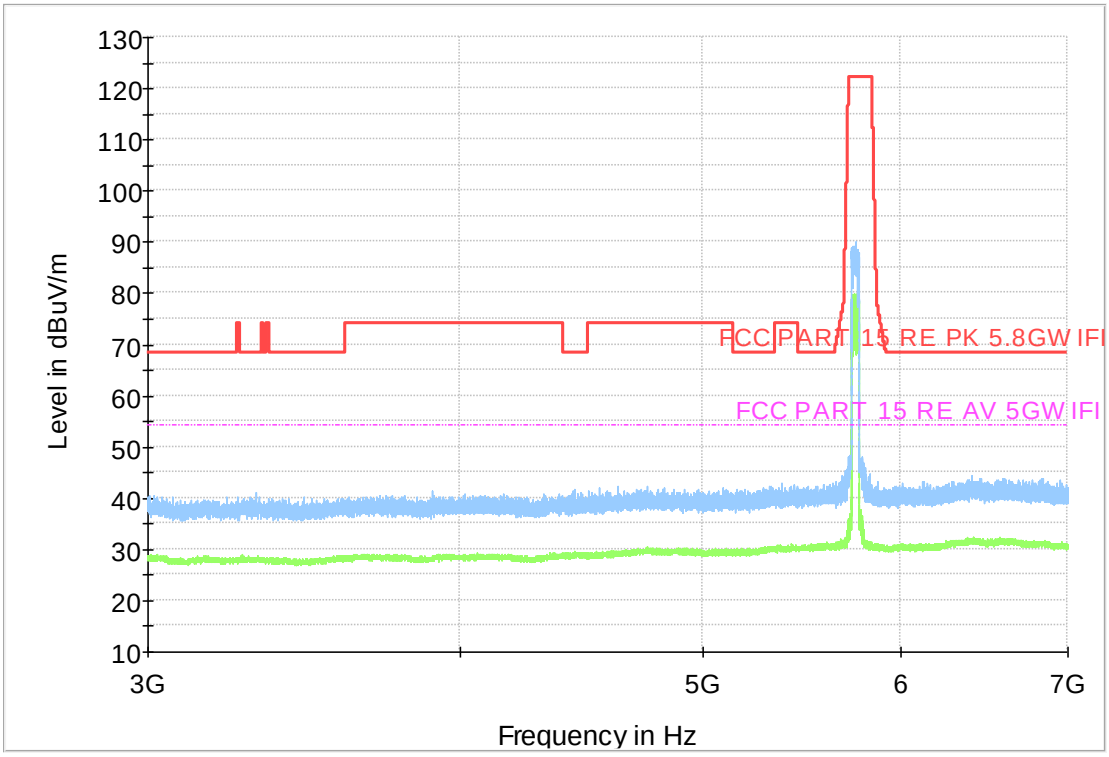

Fig. 101 Transmitter Spurious Emission (802. 11n-HT40, CH151 5755MHz)

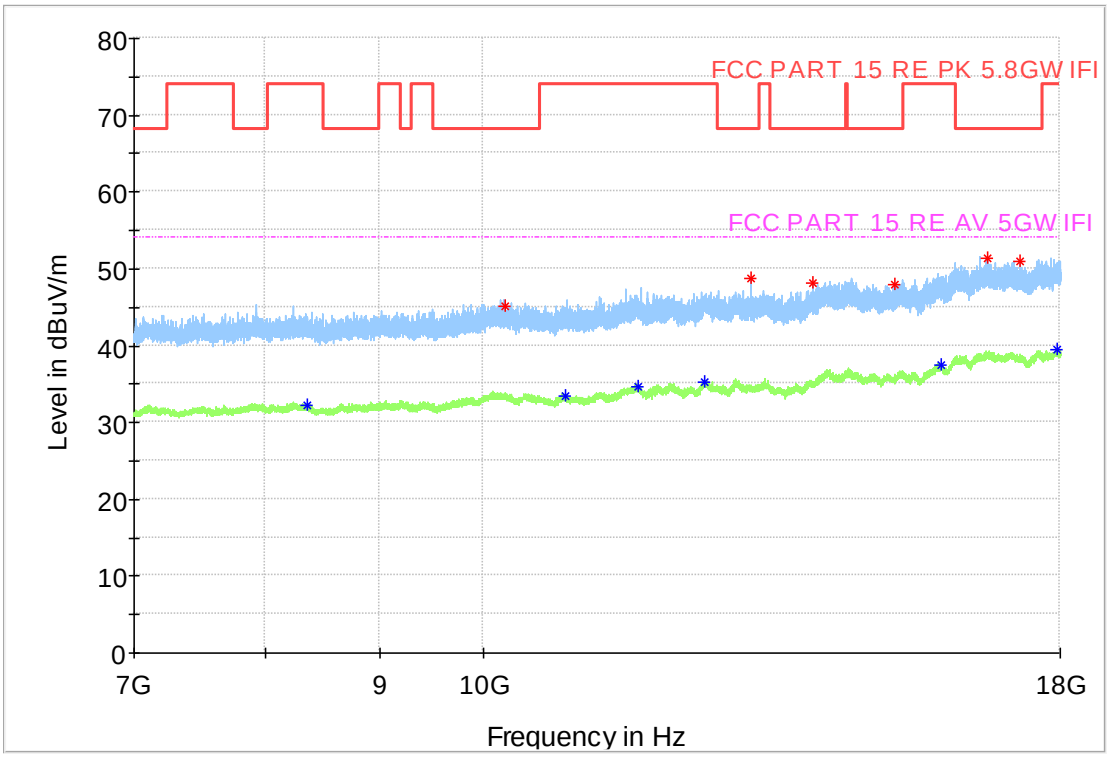

Fig. 102 Transmitter Spurious Emission (802. 11n-HT40, CH151 5755MHz)

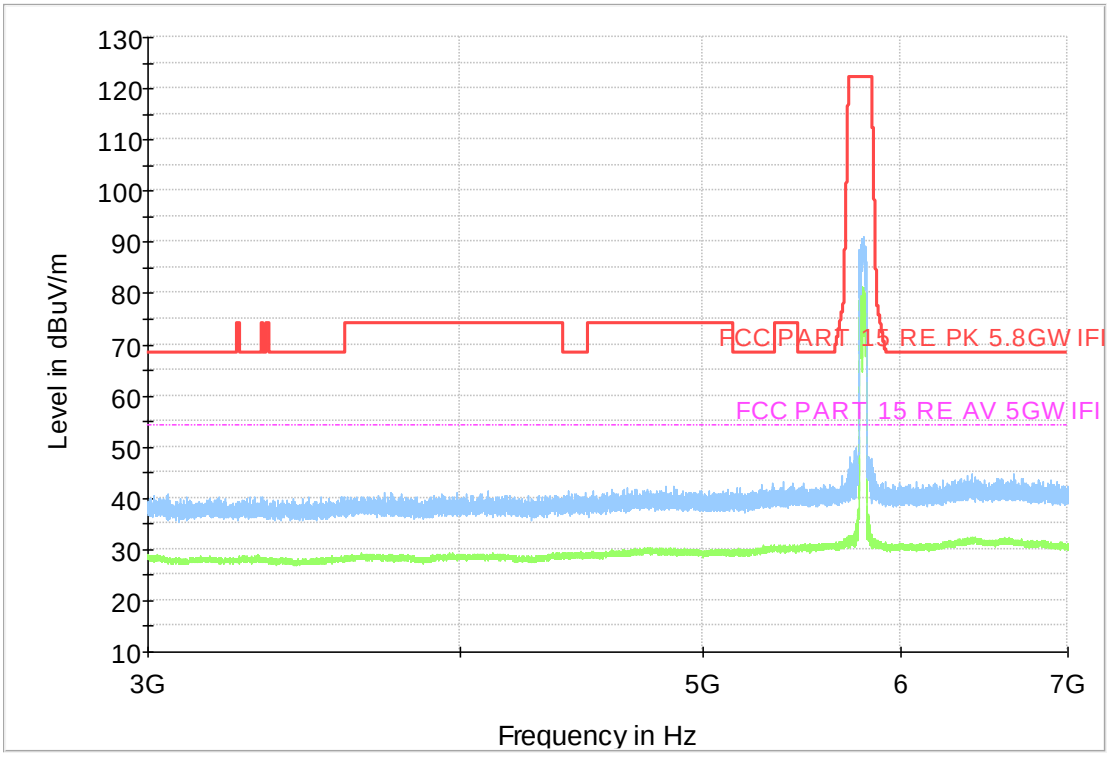

Fig. 103 Transmitter Spurious Emission (802. 11n-HT40, CH159 5795MHz)

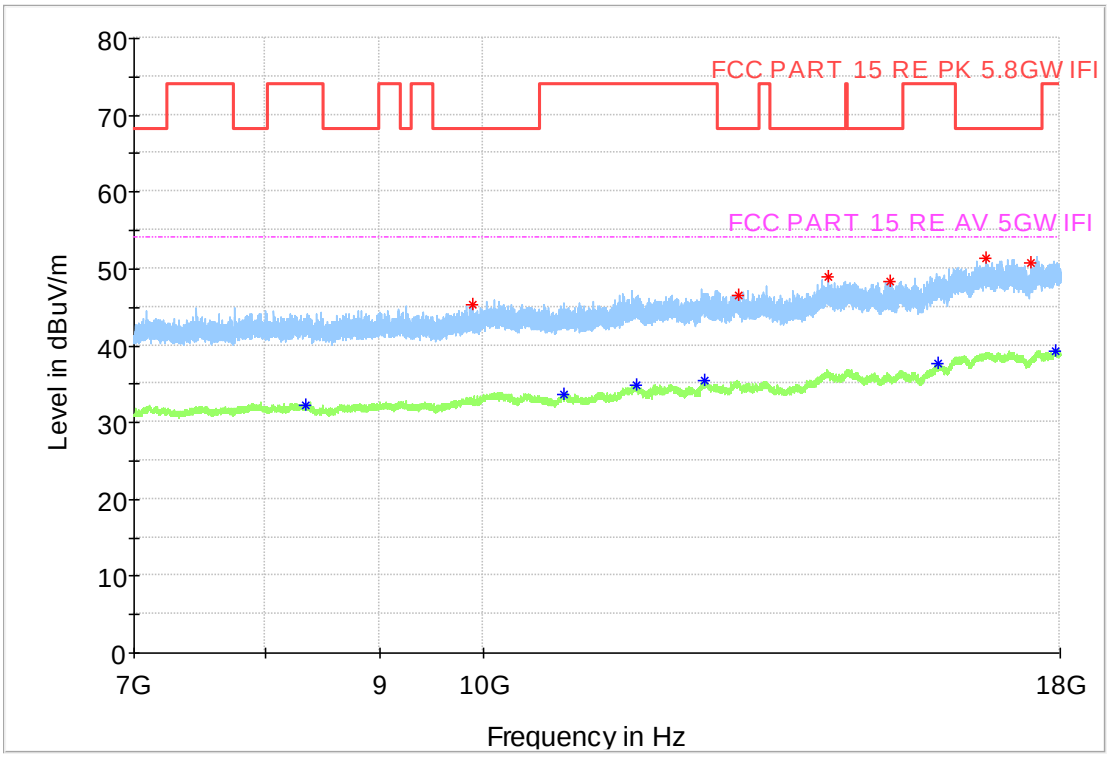

Fig. 104 Transmitter Spurious Emission (802. 11n-HT40, CH159 5795MHz)

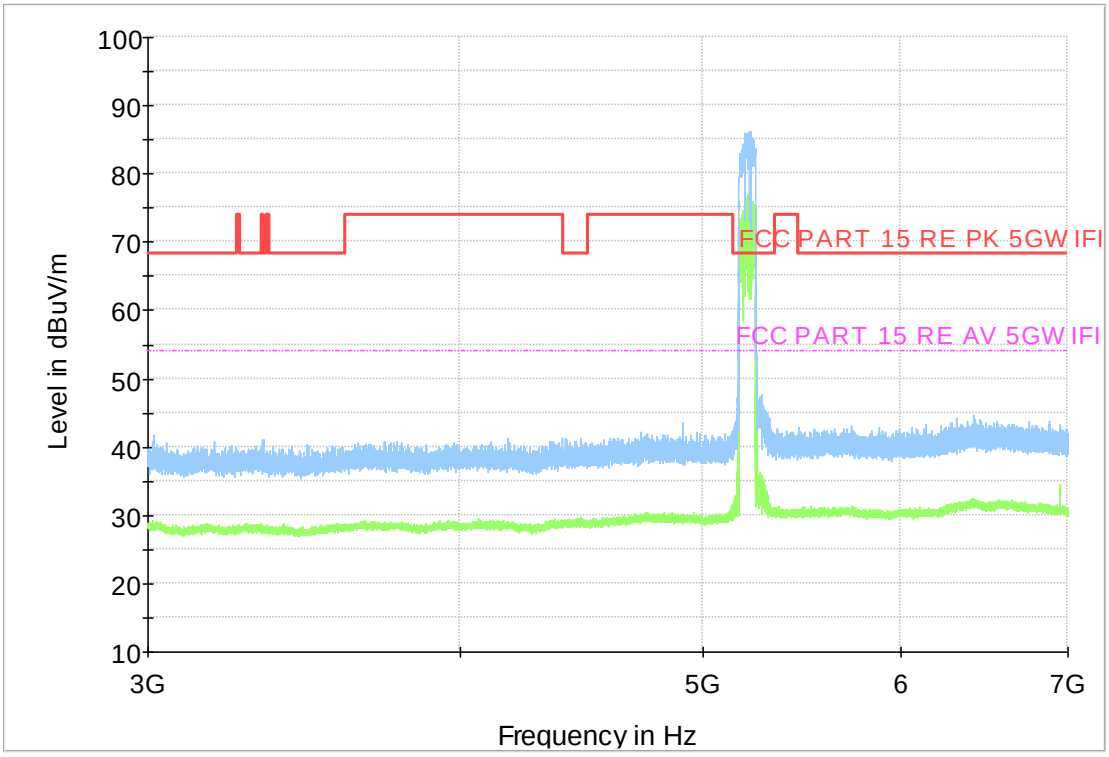

Fig. 105 Transmitter Spurious Emission (802. 11ac-VHT80, CH42 5210MHz)

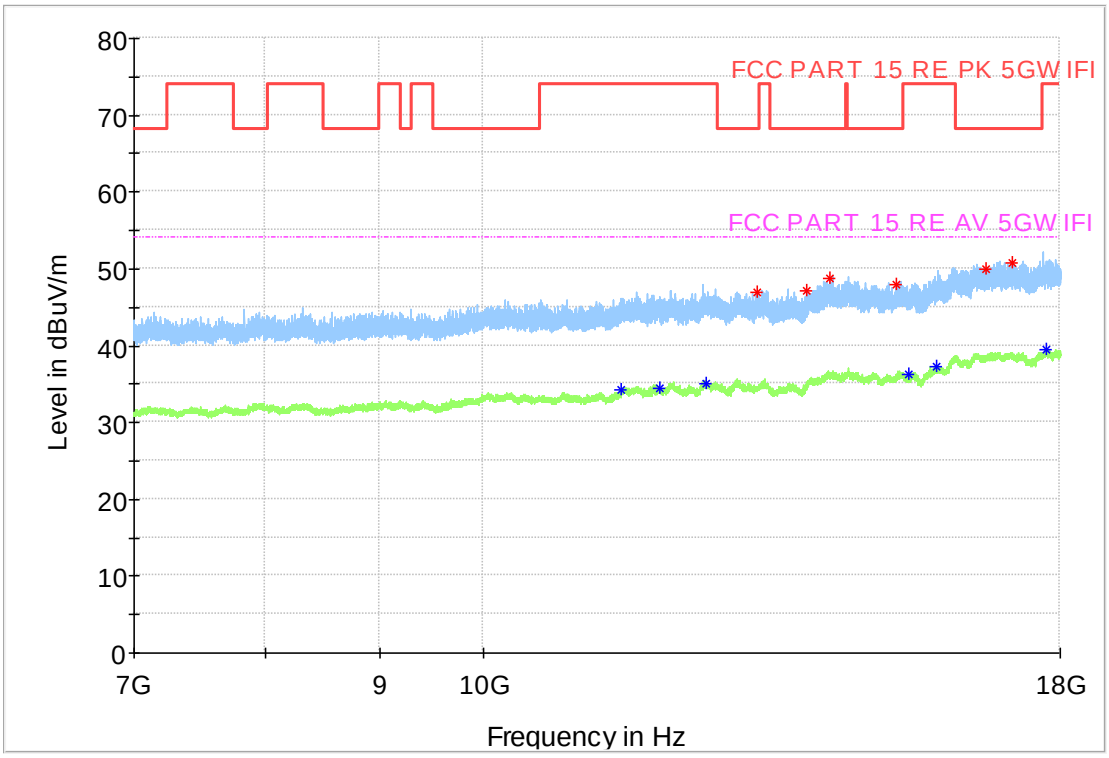

Fig. 106 Transmitter Spurious Emission (802. 11ac-VHT80, CH42 5210MHz)

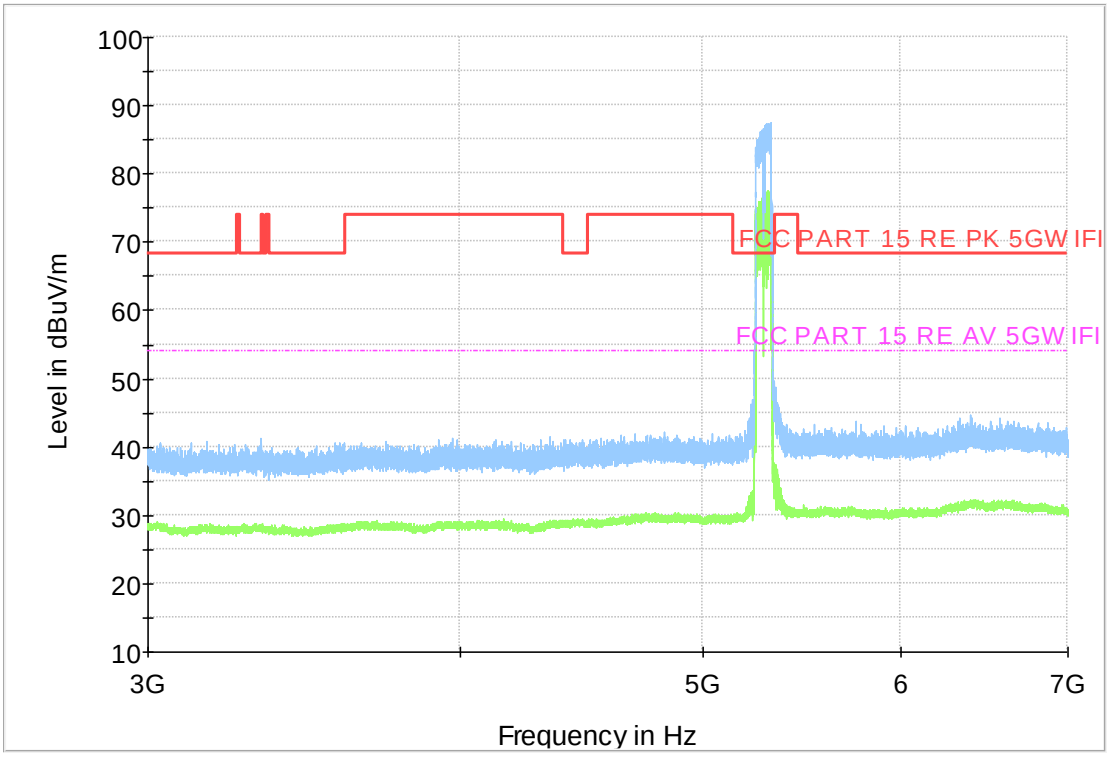

Fig. 107 Transmitter Spurious Emission (802. 11ac-VHT80, CH58 5290MHz)

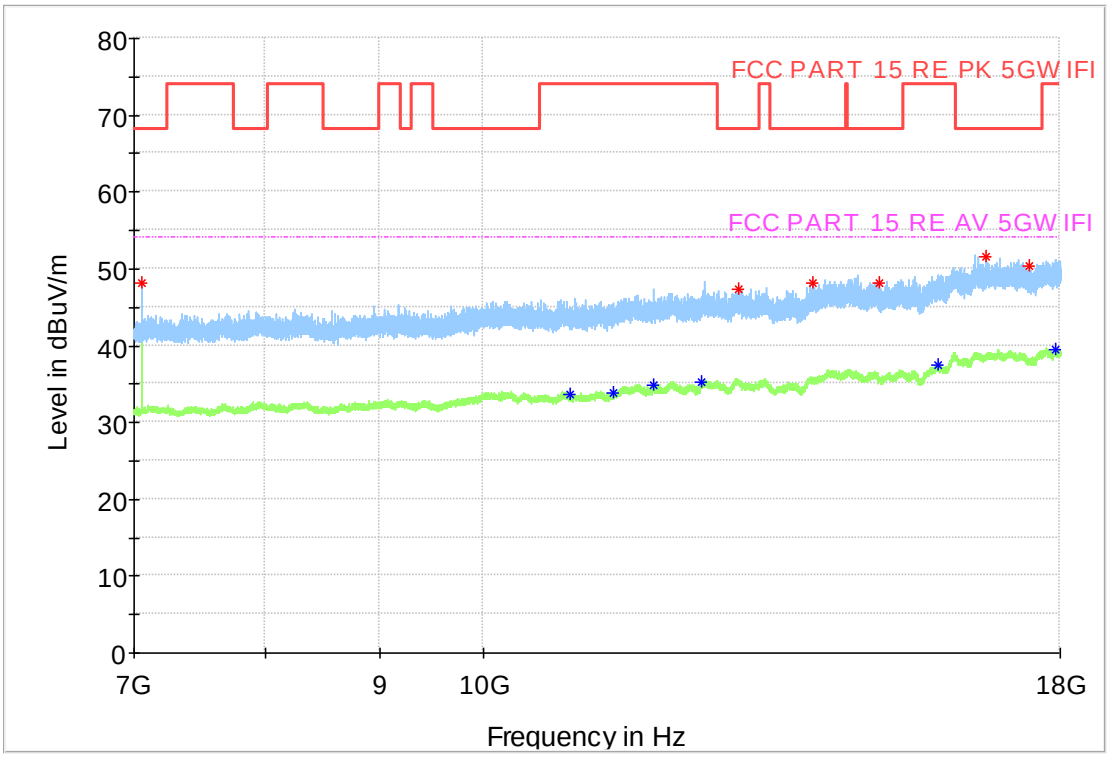

Fig. 108 Transmitter Spurious Emission (802. 11ac-VHT80, CH58 5290MHz)

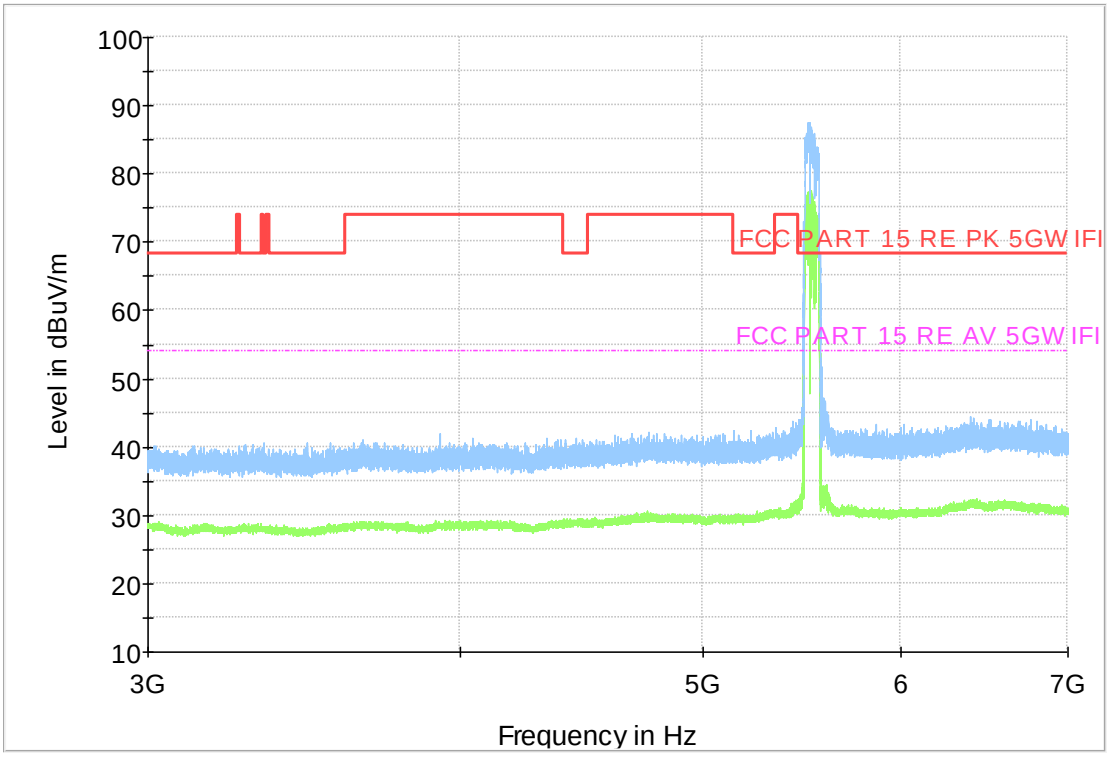

Fig. 109 Transmitter Spurious Emission (802. 11ac-VHT80, CH106 5530MHz)

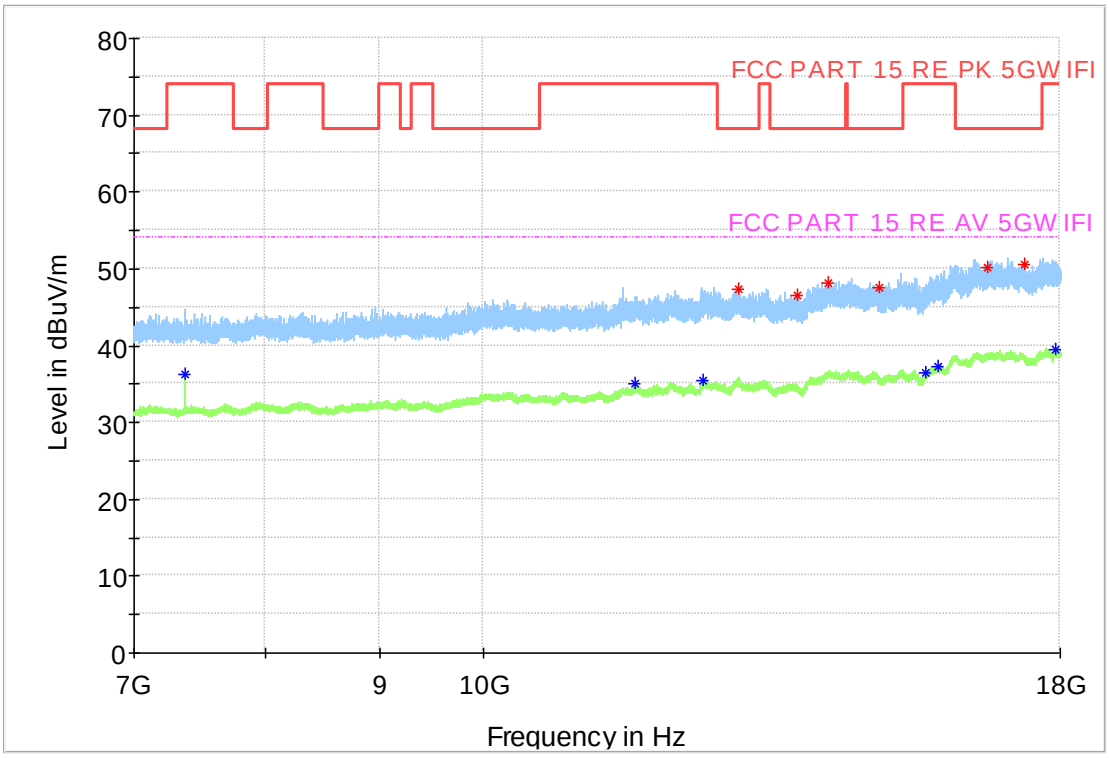

Fig. 110 Transmitter Spurious Emission (802. 11ac-VHT80, CH106 5530MHz)

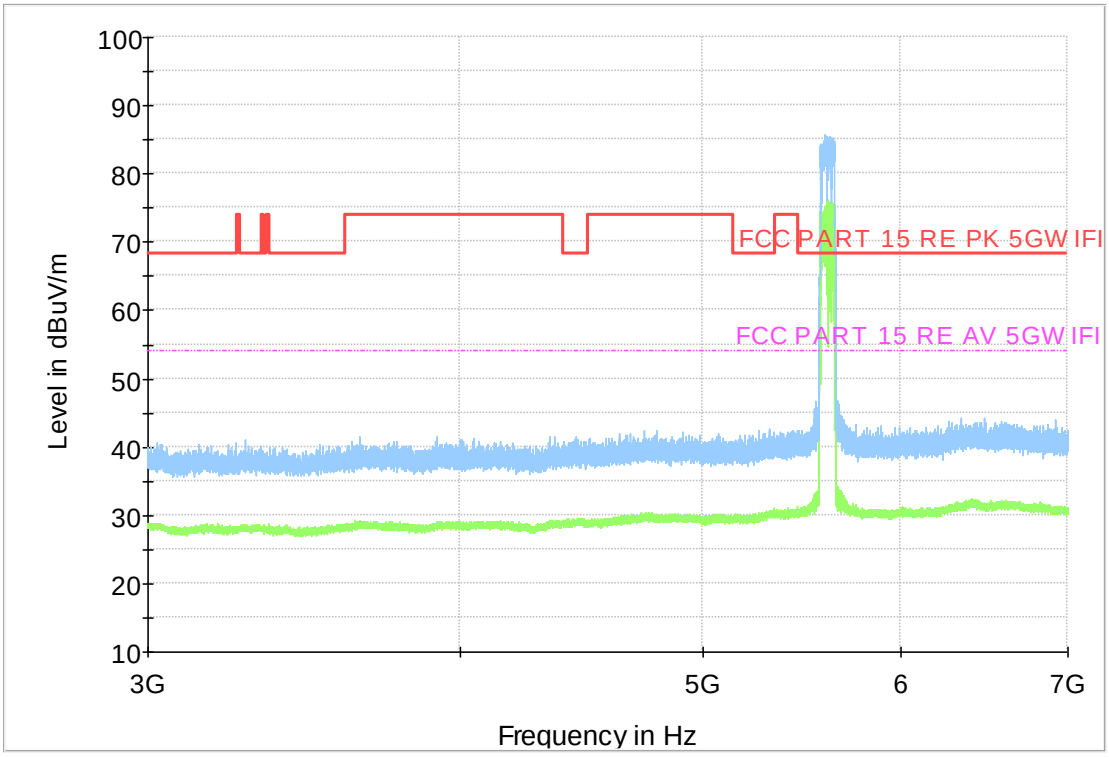

Fig. 111 Transmitter Spurious Emission (802. 11ac-VHT80, CH122 5610MHz)

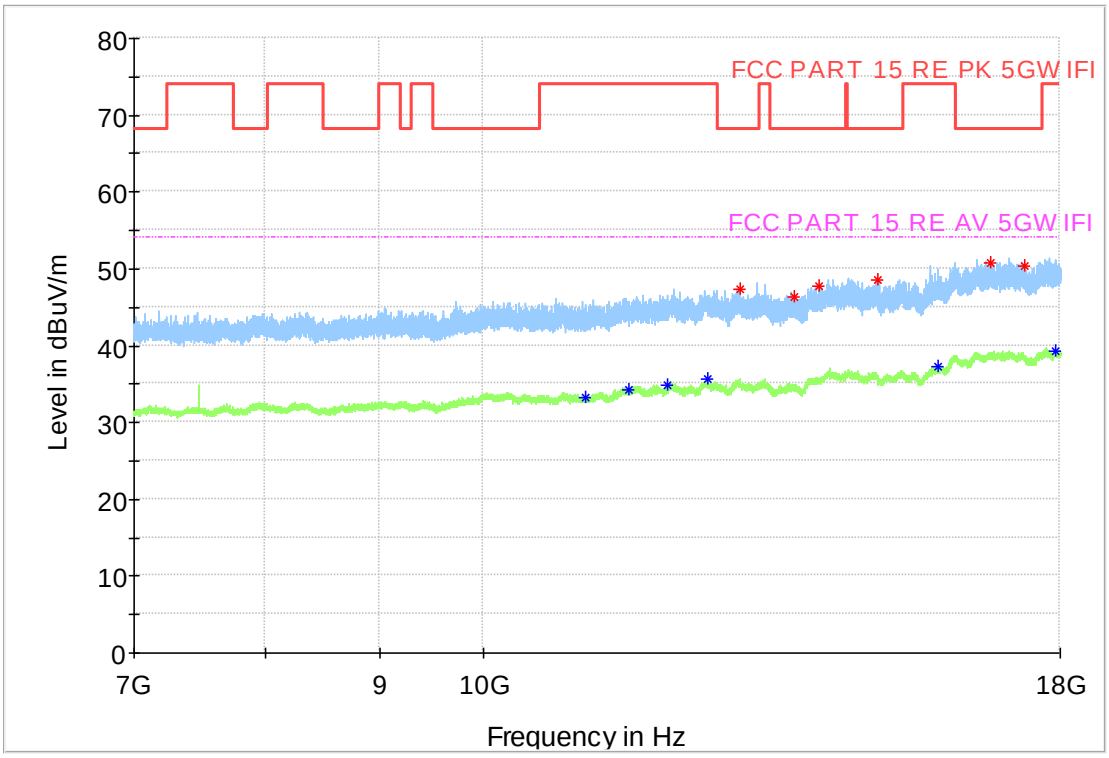

Fig. 112 Transmitter Spurious Emission (802. 11ac-VHT80, CH122 5610MHz)

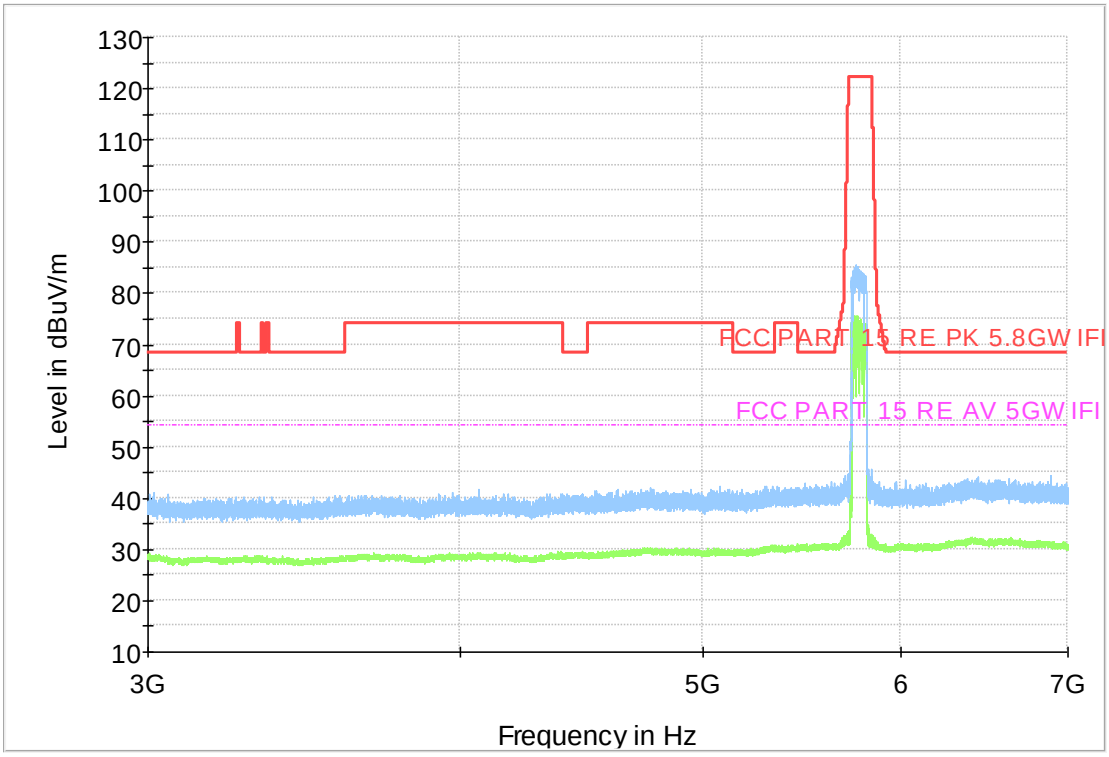

Fig. 113 Transmitter Spurious Emission (802. 11ac-VHT80, CH156 5775MHz)

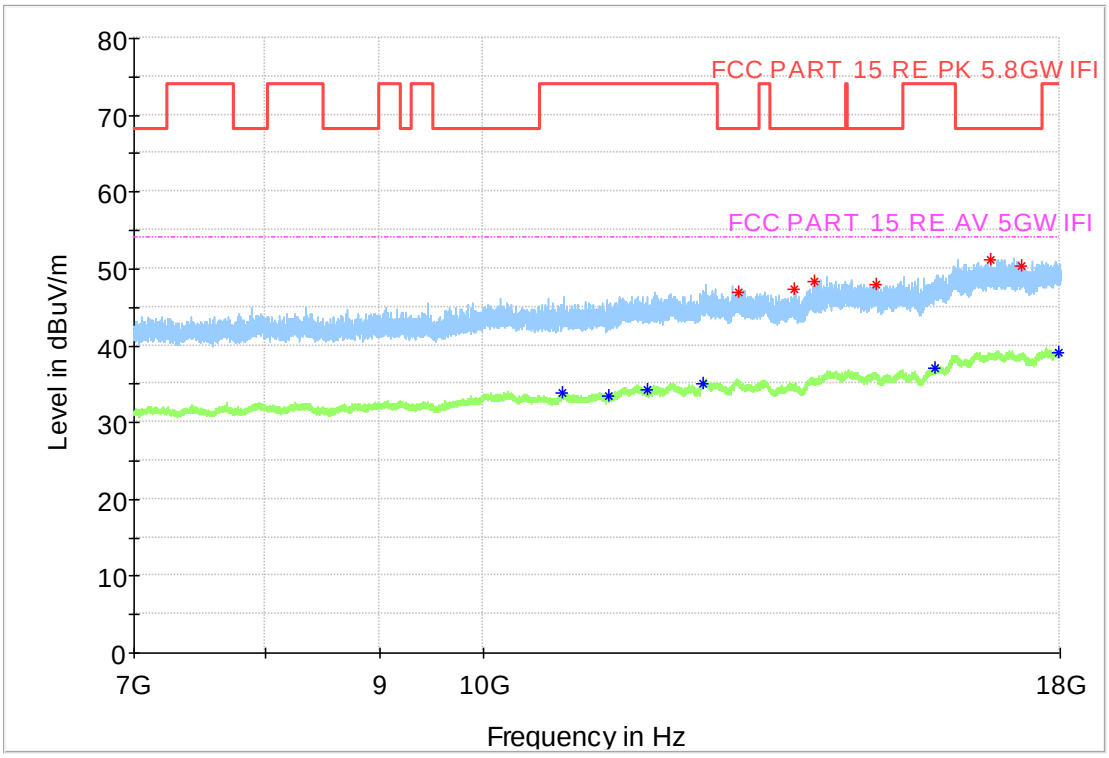

Fig. 114 Transmitter Spurious Emission (802. 11ac-VHT80, CH156 5775MHz)

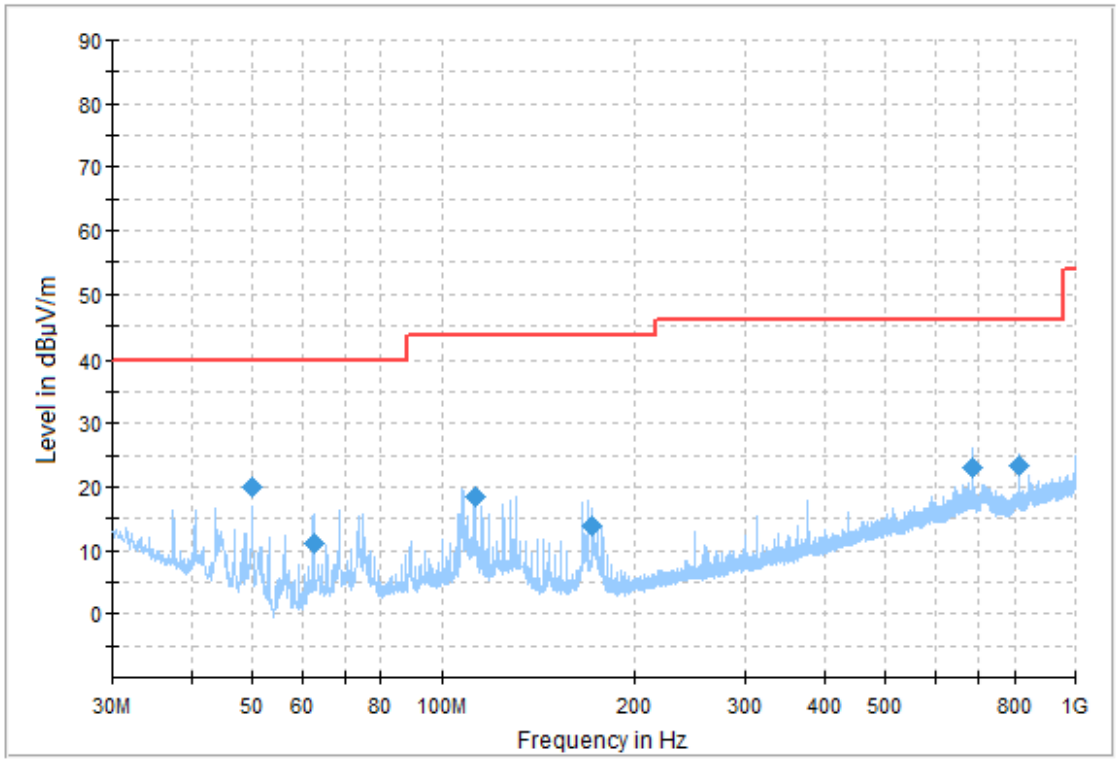

Fig. 115 Transmitter Spurious Emission (All channel, 30MHz~1GHz)

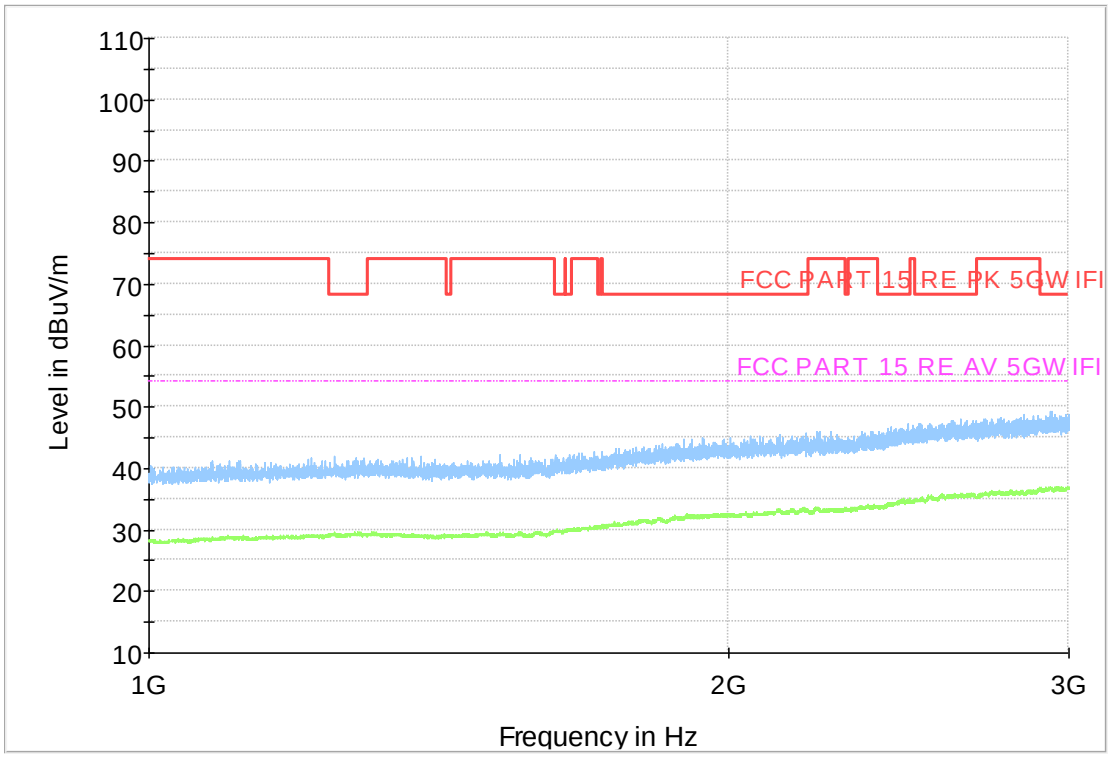

Fig. 116 Transmitter Spurious Emission (All channel, 1GHz~3GHz)

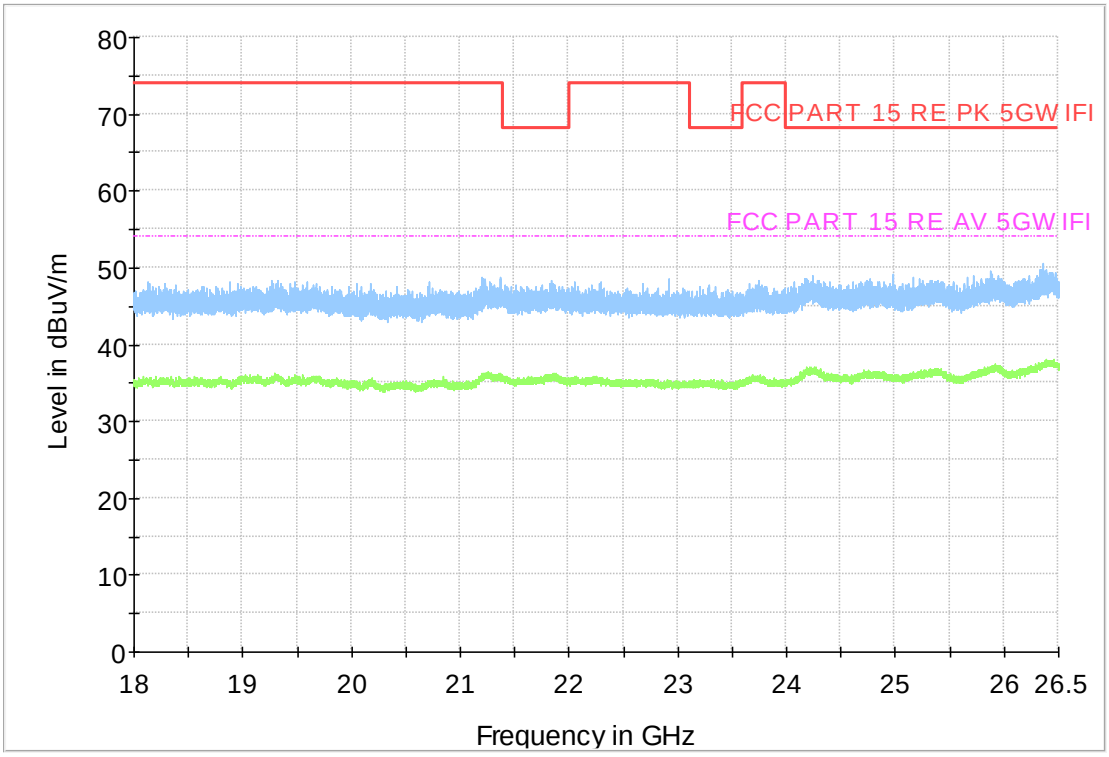

Fig. 117 Transmitter Spurious Emission (All channel, 18GHz~26.5GHz)

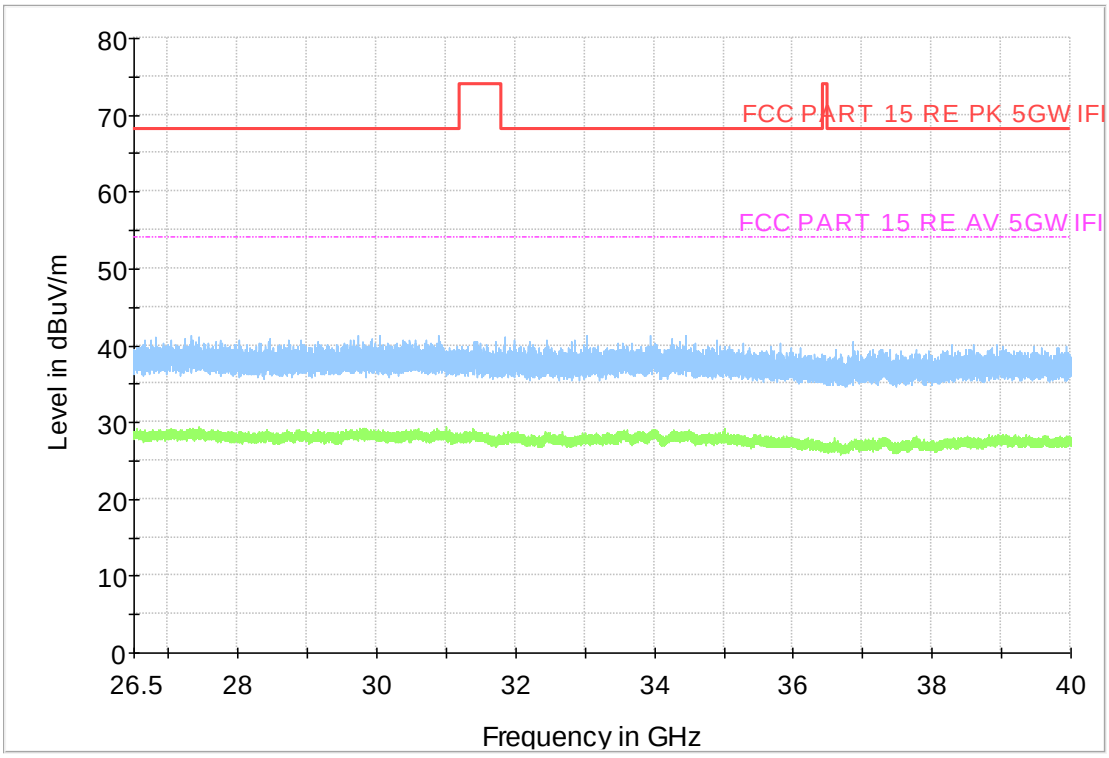

Fig. 118 Transmitter Spurious Emission (All channel, 26.5GHz~40GHz)

Worst Case Result

802.11a CH48

Frequency (MHz)	Max Peak (dBμV/m)	Limit (dBμV/m)	Margin (dB)	Pol	Corr. (dB)
8653.30	44.41	68.20	23.79	V	3
10084.40	46.04	68.20	22.16	H	5
12971.90	47.62	68.20	20.58	H	8.4
14821.37	48.30	68.20	19.91	V	10.7
17551.57	50.93	68.20	17.27	H	15.1
16647.00	51.40	68.20	16.80	V	14.9

Frequency (MHz)	Max Peak (dBμV/m)	Limit (dBμV/m)	Margin (dB)	Pol	Corr. (dB)
8243.73	32.41	54.00	21.59	H	3.1
10830.93	33.94	54.00	20.06	H	5.3
11724.50	34.62	54.00	19.38	V	6.9
12539.23	35.35	54.00	18.65	V	8
15910.73	37.66	54.00	16.34	V	13.2
17937.67	39.36	54.00	14.64	H	16.1

802.11a CH52

Frequency (MHz)	Max Peak (dBμV/m)	Limit (dBμV/m)	Margin (dB)	Pol	Corr. (dB)
8699.87	44.05	68.20	24.15	V	3
10076.33	46.19	68.20	22.01	V	5
14123.60	48.03	68.20	20.17	H	10.4
14876.37	48.44	68.20	19.77	V	11
17592.27	50.83	68.20	17.37	H	15.5
16882.03	51.70	68.20	16.50	V	15

Frequency (MHz)	Max Peak (dBμV/m)	Limit (dBμV/m)	Margin (dB)	Pol	Corr. (dB)
8323.67	31.90	54.00	22.10	V	3.1
10832.77	33.87	54.00	20.13	H	5.3
11649.33	34.51	54.00	19.49	H	6.9
12545.83	35.19	54.00	18.81	H	8.1
15897.90	37.50	54.00	16.50	V	13.2
17964.43	39.05	54.00	14.95	V	16.1

802.11a CH140

Frequency (MHz)	Max Peak (dBμV/m)	Limit (dBμV/m)	Margin (dB)	Pol	Corr. (dB)
8725.17	44.63	68.20	23.57	H	3
10085.87	45.99	68.20	22.21	H	5
12897.83	48.02	68.20	20.18	H	8.6
14227.00	48.70	68.20	19.50	H	11
16552.40	51.01	68.20	17.19	V	14.7
17276.57	51.19	68.20	17.01	H	14.9

Frequency (MHz)	Max Peak (dBμV/m)	Limit (dBμV/m)	Margin (dB)	Pol	Corr. (dB)
8325.13	32.24	54.00	21.76	V	3.1
10841.20	33.73	54.00	20.27	H	5.3
11678.67	35.13	54.00	18.87	H	7.1
12535.93	35.49	54.00	18.51	H	8
15892.40	37.49	54.00	16.51	V	13.1
17918.60	39.50	54.00	14.50	H	16.2

802.11a CH149

Frequency (MHz)	Max Peak (dBμV/m)	Limit (dBμV/m)	Margin (dB)	Pol	Corr. (dB)
10069.73	45.49	68.20	22.71	H	5
12902.23	47.58	68.20	20.62	V	8.6
15075.47	48.57	68.20	19.63	H	11.2
14217.47	48.62	68.20	19.58	H	10.9
17580.90	51.25	68.20	16.95	V	15.5
16883.50	51.25	68.20	16.95	H	15

Frequency (MHz)	Max Peak (dBμV/m)	Limit (dBμV/m)	Margin (dB)	Pol	Corr. (dB)
8309.00	32.41	54.00	21.59	H	3.2
10841.57	33.67	54.00	20.33	V	5.3
11549.23	34.44	54.00	19.56	V	6.4
12494.13	35.19	54.00	18.81	V	8
15904.87	37.75	54.00	16.25	H	13.2
17906.13	39.29	54.00	14.71	V	16.3

802.11n HT40 CH38

Frequency (MHz)	Max Peak (dBμV/m)	Limit (dBμV/m)	Margin (dB)	Pol	Corr. (dB)
10139.03	45.95	68.20	22.25	V	5
12967.13	47.44	68.20	20.76	V	8.5
14203.90	48.97	68.20	19.23	V	10.9
14890.30	49.05	68.20	19.15	H	11.1
17581.27	51.70	68.20	16.50	V	15.5
16657.27	52.06	68.20	16.14	H	14.9

Frequency (MHz)	Max Peak (dBμV/m)	Limit (dBμV/m)	Margin (dB)	Pol	Corr. (dB)
8337.60	32.36	54.00	21.64	H	3.1
10793.17	33.15	54.00	20.85	V	5.2
11676.83	34.93	54.00	19.07	V	7
12522.00	35.41	54.00	18.59	H	8
15941.17	37.60	54.00	16.40	V	13.3
17908.33	39.56	54.00	14.44	H	16.3

802.11n HT40 CH62

Frequency (MHz)	Max Peak (dBμV/m)	Limit (dBμV/m)	Margin (dB)	Pol	Corr. (dB)
10205.77	45.78	68.20	22.42	V	5.1
12935.23	47.00	68.20	21.20	V	8.6
14198.40	48.68	68.20	19.52	H	10.9
15307.93	49.26	68.20	18.94	V	11.6
16759.57	51.26	68.20	16.94	V	14.8
17510.13	51.32	68.20	16.88	V	14.9

Frequency (MHz)	Max Peak (dBμV/m)	Limit (dBμV/m)	Margin (dB)	Pol	Corr. (dB)
8349.33	32.46	54.00	21.54	H	3.1
10837.90	33.67	54.00	20.33	V	5.3
11664.00	34.67	54.00	19.33	V	6.9
12526.40	35.68	54.00	18.32	H	8
15926.13	37.74	54.00	16.26	H	13.3
17898.43	39.25	54.00	14.75	H	16.3

802.11n HT40 CH110

Frequency (MHz)	Max Peak (dBμV/m)	Limit (dBμV/m)	Margin (dB)	Pol	Corr. (dB)
10194.03	45.78	68.20	22.42	H	5
13026.17	47.23	68.20	20.97	H	8.2
13966.30	47.62	68.20	20.58	H	9.5
15090.87	48.08	68.20	20.12	V	11.2
16576.97	50.92	68.20	17.28	H	14.8
17584.57	50.93	68.20	17.27	H	15.5

Frequency (MHz)	Max Peak (dBμV/m)	Limit (dBμV/m)	Margin (dB)	Pol	Corr. (dB)
8383.80	32.13	54.00	21.87	H	3
10847.43	33.70	54.00	20.30	V	5.3
11682.33	34.89	54.00	19.11	H	7.1
12537.77	35.59	54.00	18.41	V	8
15864.17	37.56	54.00	16.44	H	13
17917.13	39.61	54.00	14.39	V	16.2

802.11n HT40 CH151

Frequency (MHz)	Max Peak (dBμV/m)	Limit (dBμV/m)	Margin (dB)	Pol	Corr. (dB)
10221.53	45.08	68.20	23.12	H	5.1
15194.27	48.05	68.20	20.15	V	11
13993.43	48.25	68.20	19.95	H	9.5
13121.87	48.82	68.20	19.38	H	8.5
17276.93	50.93	68.20	17.27	H	14.9
16714.47	51.32	68.20	16.88	H	14.9

Frequency (MHz)	Max Peak (dBμV/m)	Limit (dBμV/m)	Margin (dB)	Pol	Corr. (dB)
8357.40	32.27	54.00	21.73	V	3.1
10870.17	33.44	54.00	20.56	V	5.2
11706.17	34.73	54.00	19.27	H	6.9
12520.53	35.27	54.00	18.73	V	8
15933.10	37.48	54.00	16.52	H	13.4
17938.03	39.54	54.00	14.46	V	16.1

802.11ac VHT80 CH42

Frequency (MHz)	Max Peak (dBµV/m)	Limit (dBµV/m)	Margin (dB)	Pol	Corr. (dB)
13223.07	47.05	68.20	21.15	V	8.6
13905.80	47.09	68.20	21.11	H	9.3
15222.50	47.98	68.20	20.22	V	11.1
14224.07	48.83	68.20	19.37	V	11
16700.53	49.88	68.20	18.32	H	14.9
17146.03	50.87	68.20	17.33	V	15

Frequency (MHz)	Max Peak (dBµV/m)	Limit (dBµV/m)	Margin (dB)	Pol	Corr. (dB)
11505.23	34.19	54.00	19.81	V	6.1
11967.23	34.48	54.00	19.52	H	7.1
12538.13	35.15	54.00	18.85	H	8
15428.93	36.36	54.00	17.64	V	11.6
15878.10	37.26	54.00	16.74	H	13
17747.37	39.51	54.00	14.49	H	16.3

802.11ac VHT80 CH58

Frequency (MHz)	Max Peak (dBµV/m)	Limit (dBµV/m)	Margin (dB)	Pol	Corr. (dB)
7052.80	48.25	68.20	19.95	V	1.7
12965.67	47.30	68.20	20.90	H	8.5
13978.03	48.13	68.20	20.07	H	9.5
14971.70	48.13	68.20	20.07	H	11
16684.40	51.54	68.20	16.66	H	14.9
17453.30	50.34	68.20	17.86	H	14.8

Frequency (MHz)	Max Peak (dBµV/m)	Limit (dBµV/m)	Margin (dB)	Pol	Corr. (dB)
10925.17	33.64	54.00	20.36	V	5.2
11416.87	33.91	54.00	20.09	H	5.6
11896.83	34.94	54.00	19.06	H	7
12487.17	35.21	54.00	18.79	H	8
15901.20	37.43	54.00	16.57	H	13.2
17907.60	39.49	54.00	14.51	H	16.3

802.11ac VHT80 CH122

Frequency (MHz)	Max Peak (dBμV/m)	Limit (dBμV/m)	Margin (dB)	Pol	Corr. (dB)
13719.90	46.35	68.20	21.85	V	8.6
12981.43	47.30	68.20	20.90	V	8.3
14076.67	47.75	68.20	20.45	H	10
14933.93	48.55	68.20	19.65	V	11.2
17352.83	50.36	68.20	17.84	V	14.7
16780.10	50.83	68.20	17.37	V	14.8

Frequency (MHz)	Max Peak (dBμV/m)	Limit (dBμV/m)	Margin (dB)	Pol	Corr. (dB)
11096.40	33.34	54.00	20.66	H	5
11587.37	34.35	54.00	19.65	V	6.6
12061.83	34.94	54.00	19.06	H	7.3
12558.30	35.67	54.00	18.33	V	7.9
15899.73	37.34	54.00	16.66	H	13.2
17908.70	39.39	54.00	14.61	H	16.3

802.11ac VHT80 CH155

Frequency (MHz)	Max Peak (dBμV/m)	Limit (dBμV/m)	Margin (dB)	Pol	Corr. (dB)
12963.83	46.97	68.20	21.23	V	8.5
13714.77	47.36	68.20	20.84	V	8.6
14009.57	48.38	68.20	19.82	V	9.5
14909.37	48.00	68.20	20.20	H	11.1
16771.67	51.17	68.20	17.03	H	14.8
17306.63	50.28	68.20	17.92	V	14.9

Frequency (MHz)	Max Peak (dBμV/m)	Limit (dBμV/m)	Margin (dB)	Pol	Corr. (dB)
10841.57	33.80	54.00	20.20	V	5.3
11351.60	33.47	54.00	20.53	V	5.5
11815.43	34.34	54.00	19.66	V	6.7
12496.70	35.09	54.00	18.91	V	8
15832.27	37.11	54.00	16.89	H	12.7
17962.97	39.18	54.00	14.82	H	16.1

Note:

A "reference path loss" is established and the A_{Rpl} is the attenuation of “reference path loss”, and including the gain of receive antenna, the gain of the preamplifier, the cable loss. P_{Mea} is the field strength recorded from the instrument. The measurement results are obtained as described below:

Result = P_{Mea} + A_{Rpl} = P_{Mea} + Cable Loss + Antenna Factor

A.9. Radiated Spurious Emissions < 30MHz

Measurement Limit (15.209, 9kHz-30MHz):

Frequency (MHz)	Field strength (μV/m)	Measurement distance (m)
0.009 - 0.490	2400/F(kHz)	300
0.490 – 1.705	24000/F(kHz)	30
1.705 – 30.0	30	30

The measurement is made according to KDB 789033.

Note: The measurement distance during the test is 3m. The limit used in plots recalculated based on the extrapolation factor of 40 dB/decade.

Measurement Result:

Channel	Frequency Range	Test Results	Conclusion
All Channel	9 kHz ~30 MHz	Fig.119	**P**

Conclusion: PASS

Test graphs as below:

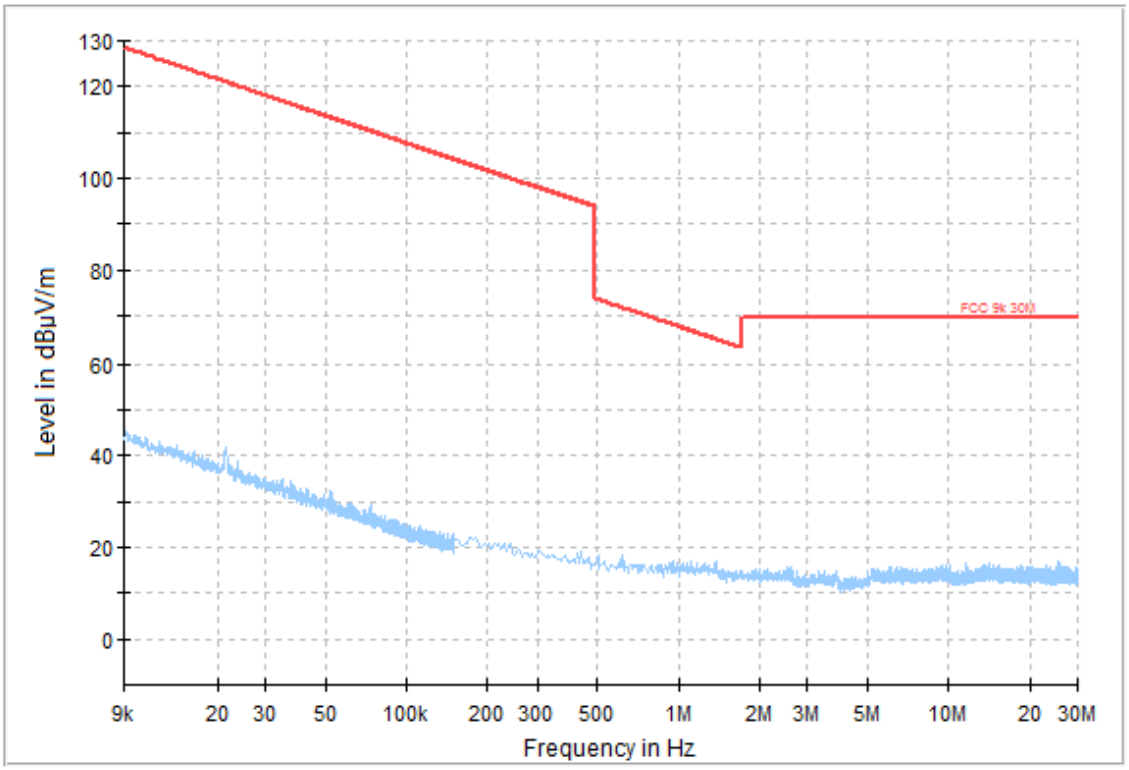

Fig. 119 Radiated Spurious Emission (All Channel, 9 kHz ~30 MHz)

A.10. AC Power Line Conducted Emission

Test Condition:

Voltage(V)	Frequency(Hz)
120	60

Measurement Result and limit:

RLAN (Quasi-peak Limit)-AE1

Frequency range (MHz)	Quasi-peak Limit (dBμV)	Result (dBμV)		Conclusion
		Traffic	Idle	
0.15 to 0.5	66 to 56	Fig.120	Fig.121	P
0.5 to 5	56			
5 to 30	60			
NOTE: The limit decreases linearly with the logarithm of the frequency in the range 0.15 MHz to 0.5 MHz.				

RLAN (Average Limit)-AE1

Frequency range (MHz)	Average-peak Limit (dBμV)	Result (dBμV)		Conclusion
		Traffic	Idle	
0.15 to 0.5	56 to 46	Fig.120	Fig.121	P
0.5 to 5	46			
5 to 30	50			
NOTE: The limit decreases linearly with the logarithm of the frequency in the range 0.15 MHz to 0.5 MHz.				

Test Condition:

Voltage(V)	Frequency(Hz)
240	60

Measurement Result and limit:

RLAN (Quasi-peak Limit)-AE1

Frequency range (MHz)	Quasi-peak Limit (dBμV)	Result (dBμV)		Conclusion
		Traffic	Idle	
0.15 to 0.5	66 to 56	Fig.122	Fig.123	P
0.5 to 5	56			
5 to 30	60			
NOTE: The limit decreases linearly with the logarithm of the frequency in the range 0.15 MHz to 0.5 MHz.				

RLAN (Average Limit)-AE1

Frequency range (MHz)	Average-peak Limit (dBμV)	Result (dBμV)		Conclusion
		Traffic	Idle	
0.15 to 0.5	56 to 46	Fig.122	Fig.123	P
0.5 to 5	46			
5 to 30	50			
NOTE: The limit decreases linearly with the logarithm of the frequency in the range 0.15 MHz to 0.5 MHz.				

Note: The measurement results include the L1 and N measurements.

Conclusion: PASS

Test graphs as below:

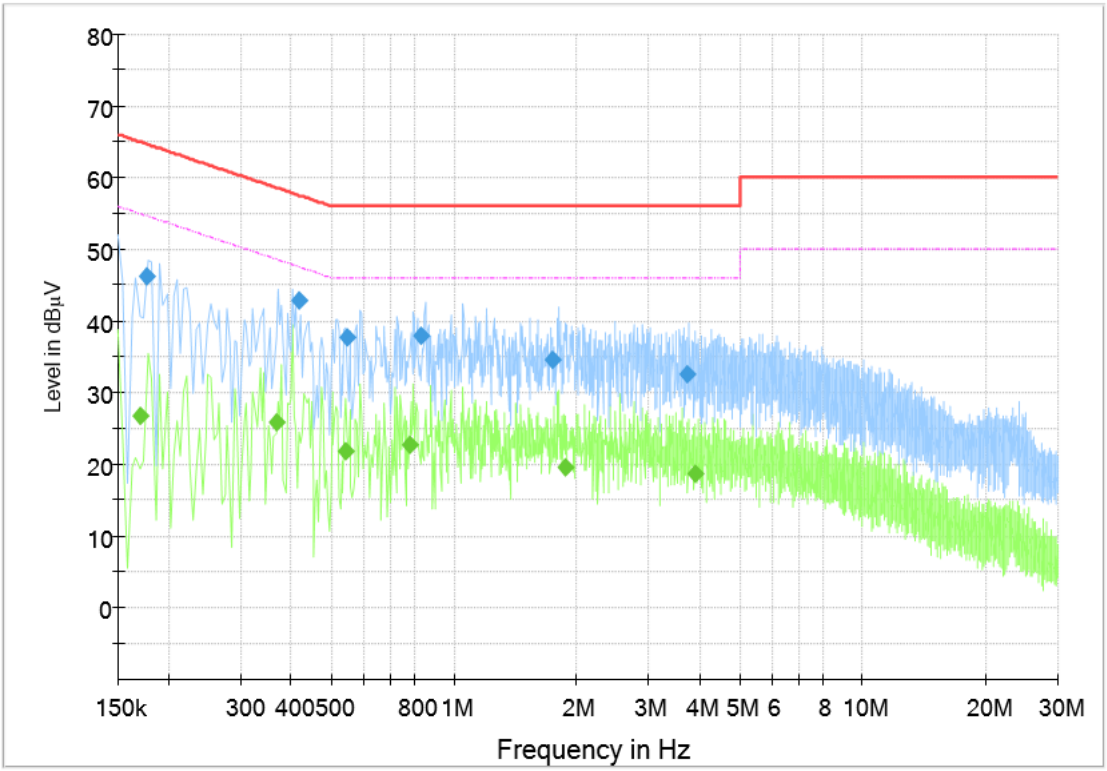

Fig. 120 AC Power line Conducted Emission (Traffic)

Measurement Result: Quasi Peak

Frequency (MHz)	QuasiPeak (dBµV)	Limit (dBµV)	Margin (dB)	Line	Filter	Corr. (dB)
0.176	46.12	64.67	18.55	N	ON	9.7
0.416	42.86	57.53	14.67	N	ON	9.7
0.548	37.64	56.00	18.36	N	ON	9.7
0.828	37.93	56.00	18.07	N	ON	9.8
1.740	34.45	56.00	21.55	N	ON	9.8
3.708	32.61	56.00	23.39	N	ON	10.1

Measurement Result: Average

Frequency (MHz)	Average (dBµV)	Limit (dBµV)	Margin (dB)	Line	Filter	Corr. (dB)
0.170	26.72	54.96	28.24	L1	ON	9.7
0.368	25.90	48.55	22.65	N	ON	9.7
0.540	21.85	46.00	24.15	N	ON	9.7
0.780	22.69	46.00	23.31	N	ON	9.7
1.872	19.58	46.00	26.42	N	ON	9.8
3.896	18.65	46.00	27.35	N	ON	9.8