# FCC TEST REPORT

# (PART 27)

| | |
|---|---|
| Applicant: | i.safe MOBILE GmbH |
| Address: | i_Park Tauberfranken 10 97922 Lauda-Koenigshofen Germany |

| | |
|---|---|
| Manufacturer or Supplier: | i.safe MOBILE GmbH |
| Address: | i_Park Tauberfranken 10 97922 Lauda-Koenigshofen Germany |
| Product: | Tablet |
| Brand Name: | i.safe MOBILE |
| Model Name | M940A01 |
| Marketing Name: | IS940.1, IS940.M1, IS940.2, IS940.RG |
| FCC ID: | 2AACZ-M940A01 |
| Date of tests: | Jun. 05, 2024 ~ Jul. 17, 2024 |

The tests have been carried out according to the requirements of the following standard:

☒ **FCC Part 27** ☒ **ANSI/TIA/EIA-603-D**
☒ **FCC Part 2** ☒ **ANSI/TIA/EIA-603-E** ☒ **ANSI C63.26-2015**

CONCLUSION: The submitted sample was found to COMPLY with the test requirement

| Prepared by Simon Wang<br>Engineer / Mobile Department | Approved by Luke Lu<br>Manager / Mobile Department |
|---|---|
| Simon Wang<br>Date: Jul. 17, 2024 | Luke Lu<br>Date: Jul. 17, 2024 |

*This report is governed by, and incorporates by reference, the Conditions of Testing as posted at the date of issuance of this report at http://www.bureauveritas.com/home/about-us/our-business/cps/about-us/terms-conditions/ and is intended for your exclusive use. Any copying or replication of this report to or for any other person or entity, or use of our name or trademark, is permitted only with our prior written permission. This report sets forth our findings solely with respect to the test samples identified herein. The results set forth in this report are not indicative or representative of the quality or characteristics of the lot from which a test sample was taken or any similar or identical product unless specifically and expressly noted. Our report includes all of the tests requested by you and the results thereof based upon the information that you provided to us. Measurement uncertainty is only provided upon request for accredited tests. Statements of conformity are based on simple acceptance criteria without taking measurement uncertainty into account, unless otherwise requested in writing. You have 60 days from date of issuance of this report to notify us of any material error or omission caused by our negligence or if you require measurement uncertainty; provided, however, that such notice shall be in writing and shall specifically address the issue you wish to raise. A failure to raise such issue within the prescribed time shall constitute your unqualified acceptance of the completeness of this report, the tests conducted and the correctness of the report contents.*

# TABLE OF CONTENTS

**RELEASE CONTROL RECORD ..... 4**

**1 SUMMARY OF TEST RESULTS ..... 5**

1.1 MEASREMENT UNCERTAINTY ..... 7
1.2 TEST SITE AND INSTRUMENTS ..... 8

**2 GENERAL INFORMATION ..... 8**

2.1 GENERAL DESCRIPTION OF EUT ..... 11
2.2 CONFIGURATION OF SYSTEM UNDER TEST ..... 16
2.3 DESCRIPTION OF SUPPORT UNITS ..... 17
2.4 TEST ITEM AND TEST CONFIGURATION ..... 17
2.5 GENERAL DESCRIPTION OF APPLIED STANDARDS ..... 26

**3 TEST TYPES AND RESULTS ..... 27**

3.1 OUTPUT POWER MEASUREMENT ..... 27
3.1.1 LIMITS OF OUTPUT POWER MEASUREMENT ..... 27
3.1.2 TEST PROCEDURES ..... 27
3.1.3 TEST SETUP ..... 28
3.1.4 TEST RESULTS ..... 29
3.2 FREQUENCY STABILITY MEASUREMENT ..... 73
3.2.1 LIMITS OF FREQUENCY STABILIITY MEASUREMENT ..... 73
3.2.2 TEST PROCEDURE ..... 73
3.2.3 TEST SETUP ..... 73
3.2.4 TEST RESULTS ..... 74
3.3 OCCUPIED BANDWIDTH MEASUREMENT ..... 75
3.3.1 LIMITS OF OCCUPIED BANDWIDTH MEASUREMENT ..... 75
3.3.2 TEST SETUP ..... 75
3.3.3 TEST PROCEDURES ..... 75
3.3.4 TEST RESULTS ..... 76
3.4 BAND EDGE MEASUREMENT ..... 77
3.4.1 LIMITS OF BAND EDGE MEASUREMENT ..... 77
3.4.2 TEST SETUP ..... 78
3.4.3 TEST PROCEDURES ..... 79
3.4.4 TEST RESULTS ..... 80
3.5 CONDUCTED SPURIOUS EMISSIONS ..... 81
3.5.1 LIMITS OF CONDUCTED SPURIOUS EMISSIONS MEASUREMENT ..... 81
3.5.2 TEST PROCEDURE ..... 81
3.5.3 TEST SETUP ..... 81
3.5.4 TEST RESULTS ..... 82
3.6 RADIATED EMISSION MEASUREMENT ..... 83
3.6.1 LIMITS OF RADIATED EMISSION MEASUREMENT ..... 83
3.6.2 TEST PROCEDURES ..... 83
3.6.3 DEVIATION FROM TEST STANDARD ..... 83
3.6.4 TEST SETUP ..... 84
3.6.5 TEST RESULTS ..... 86
3.7 PEAK TO AVERAGE RATIO ..... 134
3.7.1 LIMITS OF PEAK TO AVERAGE RATIO MEASUREMENT ..... 134
3.7.2 TEST SETUP ..... 134
3.7.3 TEST PROCEDURES ..... 134
3.7.4 TEST RESULTS ..... 135

**4 INFORMATION ON THE TESTING LABORATORIES ..... 136**

5 MODIFICATIONS RECORDERS FOR ENGINEERING CHANGES TO THE EUT BY THE LAB.. 137

# RELEASE CONTROL RECORD

| ISSUE NO. | REASON FOR CHANGE | DATE ISSUED |
|---|---|---|
| W7L-P24050018RF07 | Original release | Jul. 17, 2024 |

# 1 SUMMARY OF TEST RESULTS

The EUT has been tested according to the following specifications:

| APPLIED STANDARD: FCC PART 27 & PART 2 | | | |
|---|---|---|---|
| **STANDARD SECTION** | **TEST TYPE AND LIMIT** | **RESULT** | **TEST LAB*** |
| §2.1046 | Conducted Output Power | Compliance | A |
| §27.50(d)(4)<br>§27.50(h)(2)<br>§27.50(k)(3) | Equivalent Isotropically Radiated Power<br>(Band 4) (Band 38) (Band 41) (Band 42) (Band 66) | Compliance | A |
| §2.1055<br>§27.54 | Frequency Stability | Compliance | A |
| §2.1049 | Occupied Bandwidth | Compliance | A |
| §2.1051<br>§27.53(h)<br>§27.53(m)(4)(6)<br>§27.53(n)(2) | Conducted Band Edge Measurements<br>(Band 4) (Band 38) (Band 41) (Band 42) (Band 66) | Compliance | A |
| §2.1051<br>§27.53(h)<br>§27.53(m)(4)(6)<br>§27.53(n)(2) | Conducted Spurious Emissions<br>((Band 4) (Band 38) (Band 41) (Band 42) (Band 66) | Compliance | A |
| §2.1053<br>§27.53(h)<br>§27.53(m)(4)(6)<br>§27.53(n)(2) | Radiated Spurious Emissions<br>(Band 4) (Band 38) (Band 41) (Band 42) (Band 66) | Compliance | A/B |
| §27.50(d)(5) | Peak to average ratio | Compliance | A |

**NOTE:**
The worst-case scenario for all measurements is based on an engineering evaluation made on different modulations. Then, QPSK and 16QAM were observed as the worst mode to LTE bands respectively and set for all conducted and radiated. Output power measurements were measured on QPSK, 16QAM, 64QAM, and 256QAM modulations, and tests other than output power are performed only in worse-case QPSK and 16QAM modulations.

***Test Lab Information Reference**

**Lab A:**

BV 7Layers Communications Technology (Shenzhen) Co., Ltd

**Lab Address:**

Room B37, Warehouse A5, No.3 Chiwan 4th Road, Zhaoshang Street, Nanshan District Shenzhen, Guangdong, People's Republic of China

**Accredited Test Lab Cert 3939.01**

**FCC Site Registration No. : 525120; Designation No. : CN1171;**

**Lab B:**

Huarui 7Layers High Technology (Suzhou) Co., Ltd.

**Lab Address:**

Tower N, Innovation Center, 88 Zuyi Road, High-tech District, Suzhou City, Anhui Province

**Accredited Test Lab Cert 6613.01**

**The FCC Site Registration No. is 434559; The Designation No. is CN1325.**

## 1.1 MEASREMENT UNCERTAINTY

Where relevant, the following measurement uncertainty levels have been estimated for tests performed on the EUT as specified in CISPR 16-4-2:

| MEASUREMENT | UNCERTAINTY |
|---|---|
| Frequency Stability | ±76.97Hz |
| Radiated emissions (9KHz~30MHz) | ±2.68dB |
| Radiated emissions & Radiated Power (30MHz~1GHz) | ±4.98dB |
| Radiated emissions & Radiated Power (1GHz ~6GHz) | ±4.70dB |
| Radiated emissions (6GHz ~18GHz) | ±4.60dB |
| Radiated emissions (18GHz ~40GHz) | ±4.12dB |
| Conducted emissions | ±4.01dB |
| Occupied Channel Bandwidth | ±43.58KHz |
| Conducted Output power | ±2.06dB |
| Band Edge Measurements | ±4.70dB |

This uncertainty represents an expanded uncertainty expressed at approximately the 95% confidence level using a coverage factor of k=2.

## 1.2 TEST SITE AND INSTRUMENTS

**Lab A:**

| Equipment | Manufacturer | Model No. | Serial No. | Last Cal. | Next Cal. |
|---|---|---|---|---|---|
| MXE EMI Receiver | KEYSIGHT | N9038A-544 | MY54450026 | Mar. 28,24 | Mar. 27,25 |
| EXA Signal Analyzer | KEYSIGHT | N9010A-544 | MY54510355 | May.10,24 | May.09,25 |
| Loop Antenna | Schwarzbeck | FMZB 1519B | 00173 | Sep.03,23 | Sep.02,24 |
| Bilog Antenna | ETS-LINDGREN | 3143B | 00161965 | Feb. 18,24 | Feb. 17,25 |
| Horn Antenna | ETS-LINDGREN | 3117 | 00168692 | Feb. 18,24 | Feb. 17,25 |
| Horn Antenna (18GHz-40GHz) | N/A | QWH-SL-18-40-K-SG/QMS-00361 | 15433 | Sep.04, 23 | Sep.03, 24 |
| Radio Communication Analyzer | ANRITSU | MT8820C | 6201465426 | Feb. 14,24 | Feb. 13,25 |
| Signal Pre-Amplifier | EMSI | EMC 9135 | 980249 | May. 06,24 | May. 05,25 |
| Signal Pre-Amplifier | EMSI | EMC 012645B | 980257 | May.10,24 | May.09,25 |
| Signal Pre-Amplifier | EMSI | EMC 184045B | 980259 | Feb. 17,24 | Feb.16,25 |
| 3m Semi-anechoic Chamber | ETS-LINDGREN | 9m*6m*6m | Euroshieldpn-CT0001143-1216 | Nov. 14,23 | Nov. 13,26 |
| Test Software | E3 | V 9.160323 | N/A | N/A | N/A |
| Test Software | JS1120 | 3.1.36 | N/A | N/A | N/A |
| 10dB Attenuator | JFW/USA | 50HF-010-SMA | 50HF-010-SMA | May. 06,24 | May. 05,25 |
| Power Meter | Anritsu | ML2495A | 1506002 | Feb. 14,24 | Feb. 13,25 |
| Power Sensor | Anritsu | MA2411B | 1339352 | Feb. 14,24 | Feb. 13,25 |
| Temperature Chamber | ESPEC | SH-242 | 93000855 | May. 06,24 | May. 05,25 |
| MXG Analog Microvave Signal Generator | KEYSIGHT | N5183A | MY50143024 | Feb. 14,24 | Feb. 13,25 |
| Base station R&S CMW500 | Rohde&Schwarz | CMW500 | 153085 | May.10,24 | May.09,25 |
| DC Source | Kikusui/JP | PMX18-5A | N/A | Aug. 11,23 | Aug. 10,24 |
| Power Divider | COM-MW | ZPD8-2M0-40G-1942 | 04223131 | Oct.09.23 | Oct.08.24 |

**NOTE:** 1. The calibration interval of the above test instruments is 12 months or 36 months and the calibrations are traceable to CEPREI/CHINA, GRGT/CHINA and NIM/CHINA.

2. The test was performed in 3m Semi-anechoic Chamber and RF Oven Room.

3. The horn antenna is used only for the measurement of emission frequency above 1GHz if tested.

4. The FCC Site Registration No. is 525120; The Designation No. is CN1171.

**Lab B:**

| Equipment | Manufacturer | Model No. | Serial No. | Last Cal. | Next Cal. |
|---|---|---|---|---|---|
| Pre-Amplifier | R&S | SCU18F1 | 100815 | Aug.30,22 | Aug.29,24 |
| Pre-Amplifier | R&S | SCU08F1 | 101028 | Sep.16,22 | Sep.15,24 |
| Vector Signal Generator | R&S | SMBV100B | 102176 | Feb.16,24 | Feb.15,26 |
| Signal Generator | R&S | SMB100A | 182185 | Feb.16,24 | Feb.15,26 |
| 3m Fully-anechoic Chamber | TDK | 9m*6m*6m | HRSW-SZ-EMC-01Chamber | Nov.25,22 | Nov.24,25 |
| 3m Semi-anechoic Chamber | TDK | 9m*6m*6m | HRSW-SZ-EMC-02Chamber | Nov.25,22 | Nov.24,25 |
| EMI TEST Receiver | R&S | ESR26 | 101734 | Feb.25,24 | Feb.24,26 |
| EMI TEST Receiver | R&S | ESW44 | 101973 | Feb.25,24 | Feb.24,26 |
| Bilog Antenna | SCHWARZBECK | VULB 9163 | 1264 | Feb.28,24 | Feb.27,26 |
| Horn Antenna | ETS-LINDGREN | 3117 | 227836 | Aug.22,22 | Aug.21,24 |
| Horn Antenna (18GHz-40GHz) | Steatite Q-par Antennas | QMS 00880 | 23486 | Feb.23,24 | Feb.22,26 |
| Horn Antenna | Steatite Q-par Antennas | QMS 00208 | 23485 | Aug.22,22 | Aug.21,24 |
| Loop Antenna | SCHWARZ | HFH2-Z2/Z2E | 100976 | Feb.23,24 | Feb.22,26 |
| WIDEBANDRADIO COMMUNICATION TESTER | R&S | CMW500 | 169399 | Jun.27,22 | Jun.26,24 |
| WIDEBANDRADIO COMMUNICATION TESTER | R&S | CMW500 | 169399 | Jun.26,24 | Jun.25,26 |
| Test Software | EMC32 | EMC32 | N/A | N/A | N/A |
| 6DB attenuator | Tonscend Technology Co., Ltd | N/A | 23062787 | N/A | N/A |
| Test Software | ELEKTRA | ELEKTRA4.32 | N/A | N/A | N/A |
| Open Switch and Control Unit | R&S | OSP220 | 101964 | Oct.01,22 | Sep.30,24 |
| DC Source | HYELEC | HY3010B | 551016 | Aug.31,22 | Aug.30,24 |
| Hygrothermograph | DELI | 20210528 | SZ014 | Sep.06,22 | Sep.05,24 |
| PC | LENOVO | E14 | HRSW0024 | N/A | N/A |
| TMC-AMI18843A(CABLE) | R&S | HF290-NMNM-7.00M | N/A | N/A | N/A |
| TMC-AMI18843A(CABLE) | R&S | HF290-NMNM-4.00M | N/A | N/A | N/A |
| CABLE | R&S | W13.02 | N/A | Apr.28,24 | Apr.27,25 |
| CABLE | R&S | W12.14 | N/A | Apr.28,24 | Apr.27,25 |
| CABLE | R&S | J12J103539-00-1 | SEP-03-20-069 | Apr.28,24 | Apr.27,25 |
| CABLE | R&S | J12J103539-00-1 | SEP-03-20-070 | Apr.28,24 | Apr.27,25 |
| Temperature Chamber | votsch | VT4002 | 58566078100050 | May.31,24 | May.30,26 |

| | | | | | |
|---|---|---|---|---|---|
| Power Divider | COM-MW | ZPD8-2M0-40G-1942 | 04223129 | Nov.05.23 | Nov.04.24 |

**NOTE:** 1. The calibration interval of the above test instruments is 12 months or 36 months and the calibrations are traceable to CEPREI/CHINA, GRGT/CHINA and NIM/CHINA.

2. The test was performed in 3m Semi-anechoic Chamber and RF Oven Room.

3. The horn antenna is used only for the measurement of emission frequency above 1GHz if tested.

4. The FCC Site Registration No. is 434559; The Designation No. is CN1325.

# 2 GENERAL INFORMATION

## 2.1 GENERAL DESCRIPTION OF EUT

| | | |
|---|---|---|
| **PRODUCT** | Tablet | |
| **BRAND NAME** | i.safe MOBILE | |
| **MODEL NAME** | M940A01 | |
| **MARKETING NAME** | IS940.1, IS940.M1, IS940.2, IS940.RG | |
| **NOMINAL VOLTAGE** | 5Vdc (adapter or host equipment)<br>3.7Vdc (Li-ion, battery) | |
| **MODULATION TECHNOLOGY** | **LTE** | QPSK, 16QAM, 64QAM, 256QAM |
| **FREQUENCY RANGE** | **LTE Band 4<br>Channel Bandwidth: 1.4MHz** | 1710.7MHz ~ 1754.3MHz |
| | **LTE Band 4<br>Channel Bandwidth: 3MHz** | 1711.5MHz ~ 1753.5MHz |
| | **LTE Band 4<br>Channel Bandwidth: 5MHz** | 1712.5MHz ~ 1752.5MHz |
| | **LTE Band 4<br>Channel Bandwidth: 10MHz** | 1715MHz ~ 1750MHz |
| | **LTE Band 4<br>Channel Bandwidth: 15MHz** | 1717.5MHz ~ 1747.5 MHz |
| | **LTE Band 4<br>Channel Bandwidth: 20MHz** | 1720MHz ~ 1745MHz |
| | **LTE Band 38<br>Channel Bandwidth: 5MHz** | 2572.5MHz ~ 2617.5MHz |
| | **LTE Band 38<br>Channel Bandwidth: 10MHz** | 2575MHz ~ 2615MHz |
| | **LTE Band 38<br>Channel Bandwidth: 15MHz** | 2577.5MHz ~ 2612.5MHz |
| | **LTE Band 38<br>Channel Bandwidth: 20MHz** | 2580MHz ~ 2610MHz |
| | **LTE Band 41<br>Channel Bandwidth: 5MHz** | 2498.5MHz ~ 2687.5MHz |
| | **LTE Band 41<br>Channel Bandwidth: 10MHz** | 2501MHz ~ 2685MHz |
| | **LTE Band 41<br>Channel Bandwidth: 15MHz** | 2503.5MHz ~ 2682.5MHz |
| | **LTE Band 41<br>Channel Bandwidth: 20MHz** | 2506MHz ~ 2680MHz |
| | **LTE Band 42<br>Channel Bandwidth: 5MHz** | 3452.5 MHz ~ 3547.5MHz |
| | **LTE Band 42<br>Channel Bandwidth: 10MHz** | 3455MHz ~ 3545MHz |

| | | |
|---|---|---|
| | **LTE Band 42 Channel Bandwidth: 15MHz** | 3457.5MHz ~ 3542.5MHz |
| **FREQUENCY RANGE** | **LTE Band 42 Channel Bandwidth: 20MHz** | 3460MHz ~ 3540MHz |
| | **LTE Band 66 Channel Bandwidth: 1.4MHz** | 1710.7MHz ~ 1779.3MHz |
| | **LTE Band 66 Channel Bandwidth: 3MHz** | 1711.5MHz ~ 1778.5MHz |
| | **LTE Band 66 Channel Bandwidth: 5MHz** | 1712.5MHz ~ 1777.5MHz |
| | **LTE Band 66 Channel Bandwidth: 10MHz** | 1715MHz ~ 1775MHz |
| | **LTE Band 66 Channel Bandwidth: 15MHz** | 1717.5MHz ~ 1772.5MHz |
| | **LTE Band 66 Channel Bandwidth: 20MHz** | 1720MHz ~ 1770MHz |
| **MAX. EIRP POWER** | **LTE Band 4 Channel Bandwidth: 1.4MHz** | 214.78mW |
| | **LTE Band 4 Channel Bandwidth: 3MHz** | 216.27mW |
| | **LTE Band 4 Channel Bandwidth: 5MHz** | 214.29mW |
| | **LTE Band 4 Channel Bandwidth: 10MHz** | 216.27mW |
| | **LTE Band 4 Channel Bandwidth: 15MHz** | 213.8mW |
| | **LTE Band 4 Channel Bandwidth: 20MHz** | 220.8mW |
| | **LTE Band 38 Channel Bandwidth: 5MHz** | 211.84mW |
| | **LTE Band 38 Channel Bandwidth: 10MHz** | 209.41mW |
| | **LTE Band 38 Channel Bandwidth: 15MHz** | 211.35mW |
| | **LTE Band 38 Channel Bandwidth: 20MHz** | 213.3mW |
| | **LTE Band 41 Channel Bandwidth: 5MHz** | 239.88mW |
| | **LTE Band 41 Channel Bandwidth: 10MHz** | 243.22mW |
| | **LTE Band 41 Channel Bandwidth: 15MHz** | 236.59mW |
| | **LTE Band 41 Channel Bandwidth: 20MHz** | 244.91mW |

| | | |
|---|---|---|
| MAX. EIRP POWER | LTE Band 42<br>Channel Bandwidth: 5MHz | 210.38mW |
| | LTE Band 42<br>Channel Bandwidth: 10MHz | 209.89mW |
| | LTE Band 42<br>Channel Bandwidth: 15MHz | 210.38mW |
| | LTE Band 42<br>Channel Bandwidth: 20MHz | 215.28mW |
| | LTE Band 66<br>Channel Bandwidth: 1.4MHz | 224.91mW |
| | LTE Band 66<br>Channel Bandwidth: 3MHz | 222.33mW |
| | LTE Band 66<br>Channel Bandwidth: 5MHz | 221.82mW |
| | LTE Band 66<br>Channel Bandwidth: 10MHz | 221.82mW |
| | LTE Band 66<br>Channel Bandwidth: 15MHz | 224.39mW |
| | LTE Band 66<br>Channel Bandwidth: 20MHz | 225.42mW |
| EMISSION DESIGNATOR | LTE Band 41<br>Channel Bandwidth: 5MHz | QPSK: 4M53G7D |
| | | 16QAM: 4M51W7D |
| | LTE Band 41<br>Channel Bandwidth: 10MHz | QPSK: 9M02G7D |
| | | 16QAM: 8M99W7D |
| | LTE Band 41<br>Channel Bandwidth: 15MHz | QPSK: 13M5G7D |
| | | 16QAM: 13M5W7D |
| | LTE Band 41<br>Channel Bandwidth: 20MHz | QPSK: 18M0G7D |
| | | 16QAM: 18M0W7D |
| | LTE Band 42<br>Channel Bandwidth: 5MHz | QPSK: 4M53G7D |
| | | 16QAM: 4M51W7D |
| | LTE Band 42<br>Channel Bandwidth: 10MHz | QPSK: 9M01G7D |
| | | 16QAM: 8M98W7D |

| | | |
|---|---|---|
| EMISSION DESIGNATOR | LTE Band 42<br>Channel Bandwidth: 15MHz | QPSK: 13M5G7D |
| | | 16QAM: 13M5W7D |
| | LTE Band 42<br>Channel Bandwidth: 20MHz | QPSK: 18M0G7D |
| | | 16QAM: 18M0W7D |
| | LTE Band 66<br>Channel Bandwidth: 1.4MHz | QPSK: 1M10G7D |
| | | 16QAM: 1M10W7D |
| | LTE Band 66<br>Channel Bandwidth: 3MHz | QPSK: 2M69G7D |
| | | 16QAM: 2M70W7D |
| | LTE Band 66<br>Channel Bandwidth: 5MHz | QPSK: 4M52G7D |
| | | 16QAM: 4M51W7D |
| | LTE Band 66<br>Channel Bandwidth: 10MHz | QPSK: 9M00G7D |
| | | 16QAM: 9M01W7D |
| | LTE Band 66<br>Channel Bandwidth: 15MHz | QPSK: 13M5G7D |
| | | 16QAM: 13M5W7D |
| | LTE Band 66<br>Channel Bandwidth: 20MHz | QPSK: 18M0G7D |
| | | 16QAM: 18M0W7D |
| ANTENNA TYPE | ANT1:<br>PIFA Antenna with 0.6dBi gain for LTE B4<br>PIFA Antenna with 0.3dBi gain for LTE B38<br>PIFA Antenna with 0.7dBi gain for LTE B41<br>PIFA Antenna with 0.6dBi gain for LTE B66<br>ANT7:<br>PIFA Antenna with 0.5dBi gain for LTE B42 | |
| HW VERSION | V05 | |
| SW VERSION | IS940_ROW_00.00_2_20240605 | |
| I/O PORTS | Refer to user's manual | |
| CABLE SUPPLIED | USB cable: With shielded cable, w/o ferrite core, 1.0 meter | |
| EXTREME TEMPERATURE | -10-55 ℃ | |
| EXTREME VOLTAGE | 3.6V - 4.2V | |

**NOTE**:

1. For a more detailed features description, please refer to the manufacturer's specifications or the user's manual.
2. The EUT incorporates a SISO function.

| MODULATION MODE | TX FUNCTION |
|---|---|
| **LTE** | 1TX |

3. For the test results, the EUT had been tested with all conditions. But only the worst case was shown in test report.
4. Antenna gain and EUT conducted cable loss are provided by the customer, and the laboratory will record the results based on these items that involve these two parameters.

5. **List of Accessory:**

| ACCESSORIES | BRAND | MANUFACTURER | MODEL | SPECIFICATION |
|---|---|---|---|---|
| AC Adapter | N/A | SHENZHEN SHI YINGYUAN POWER SUPPLY TECHNOLOGY CO., LTD. | ICP12-050-2000B | I/P: 100-240Vac, 0.5A, O/P: 5Vdc, 2A |
| Battery | N/A | BMZ Company Limited | MBP940AA01 | Capacity: 3.7Vdc, 8160mAh |
| USB Cable | N/A | Winpower Technology Co., LTD | PROTECTOR 2.0 | Signal Line,1.0meter |

## 2.2 CONFIGURATION OF SYSTEM UNDER TEST

### FOR RADIATION EMISSION TEST

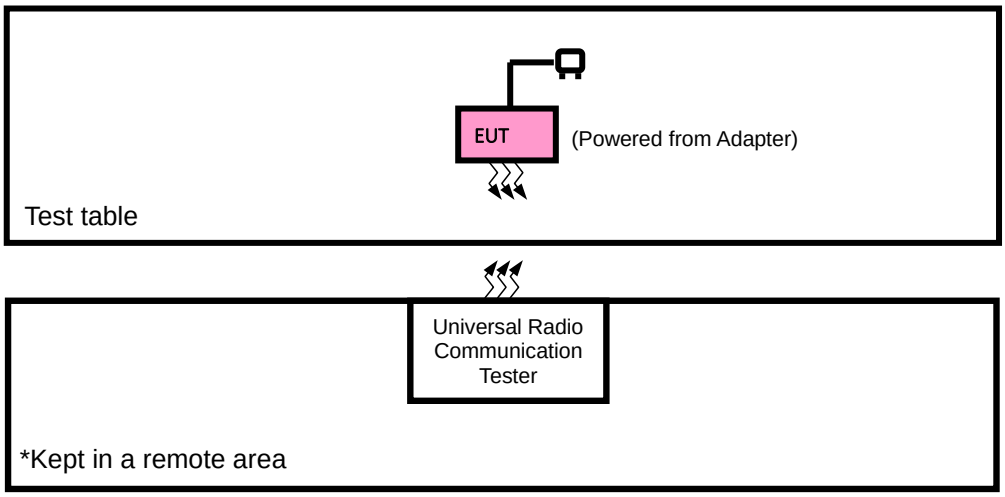


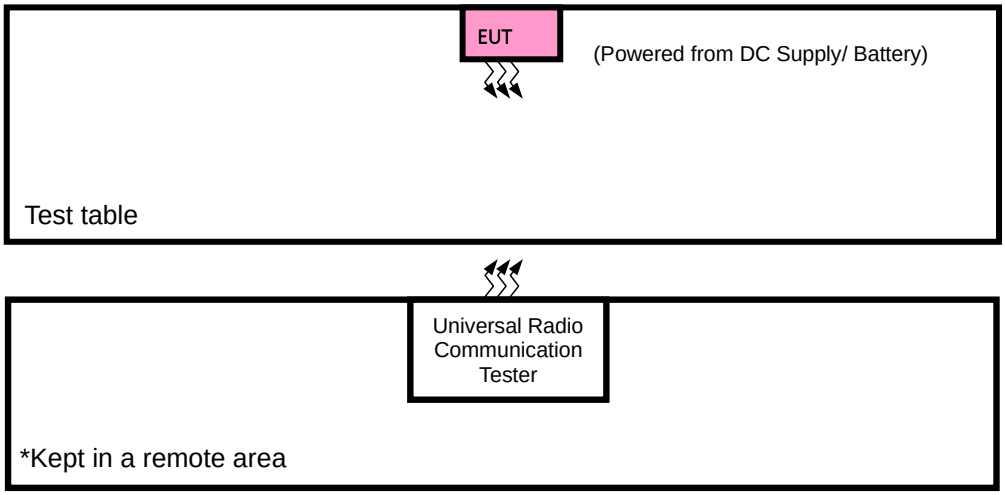

## 2.3 DESCRIPTION OF SUPPORT UNITS

The EUT has been tested as an independent unit together with other necessary accessories or support units. The following support units or accessories were used to form a representative test configuration during the tests.

| NO. | PRODUCT | BRAND | MODEL NO. | SERIAL NO. | FCC ID |
|---|---|---|---|---|---|
| 1 | N/A | N/A | N/A | N/A | N/A |

| NO. | SIGNAL CABLE DESCRIPTION OF THE ABOVE SUPPORT UNITS |
|---|---|
| 1 | USB cable: Unshielded, Detachable 1.0m |

## 2.4 TEST ITEM AND TEST CONFIGURATION

Pre-Scan has been conducted to determine the worst-case mode from all possible combinations between available modulations, data rates, XYZ axis and antenna ports The worst case was found when positioned on Y-plane for EIRP and X-axis for radiated emission. Following channel(s) was (were) selected for the final test as listed below:

| EUT CONFIGURE MODE | DESCRIPTION |
|---|---|
| A | EUT + Adapter + USB Cable with LTE link |
| B | EUT + Supply with LTE link |

**LTE BAND 4 MODE**

| EUT CONFIGURE MODE | TEST ITEM | AVAILABLE CHANNEL | TESTED CHANNEL | CHANNEL BANDWIDTH | MODULATION | MODE |
|---|---|---|---|---|---|---|
| A | EIRP | 19957 to 20393 | 19957, 20175, 20393 | 1.4MHz | QPSK, 16QAM, 64QAM，256QAM | 1 RB / 0 RB Offset |
| | | 19965 to 20385 | 19965, 20175, 20385 | 3MHz | QPSK, 16QAM, 64QAM，256QAM | 1 RB / 0 RB Offset |
| | | 19975 to 20375 | 19975, 20175, 20375 | 5MHz | QPSK, 16QAM, 64QAM，256QAM | 1 RB / 0 RB Offset |
| | | 20000 to 20350 | 20000, 20175, 20350 | 10MHz | QPSK, 16QAM, 64QAM，256QAM | 1 RB / 0 RB Offset |
| | | 20025 to 20325 | 20025, 20175, 20325 | 15MHz | QPSK, 16QAM, 64QAM，256QAM | 1 RB / 0 RB Offset |
| | | 20050 to 20300 | 20050, 20175, 20300 | 20MHz | QPSK, 16QAM, 64QAM，256QAM | 1 RB / 0 RB Offset |

**Note:** 1.This device was tested under all bandwidths, RB configurations and modulations. The worst case was found in QPSK modulation.

2. LTE Band 4 are covered by LTE Band 66, Because it is a subset of LTE Band 66 with the same output power and supported bandwidths, So the conducted test data and RSE test data please refer to LTE Band 66

**LTE BAND 38 MODE**

| EUT CONFIGURE MODE | TEST ITEM | AVAILABLE CHANNEL | TESTED CHANNEL | CHANNEL BANDWIDTH | MODULATION | MODE |
|---|---|---|---|---|---|---|
| A | EIRP | 37775 to 38225 | 37775, 38000, 38225 | 5MHz | QPSK,16QAM,64QAM,256QAM | 1 RB / 0 RB Offset |
| | | 37800 to 38200 | 37800, 38000, 38200 | 10MHz | QPSK,16QAM,64QAM,256QAM | 1 RB / 0RB Offset |
| | | 37825 to 38175 | 37825, 38000, 38175 | 15MHz | QPSK,16QAM,64QAM,256QAM | 1 RB / 0 RB Offset |
| | | 37850 to38150 | 37850, 38000, 38150 | 20MHz | QPSK,16QAM,64QAM,256QAM | 1 RB / 0 RB Offset |

**Note:** 1.This device was tested under all bandwidths, RB configurations and modulations. The worst case was found in QPSK modulation.

2. LTE Band 38 are covered by LTE Band 41, Because it is a subset of LTE Band 41 with the same output power and supported bandwidths, So the RSE test data please refer to LTE Band 41.

**LTE BAND 41 MODE**

| EUT CONFIGURE MODE | TEST ITEM | AVAILABLE CHANNEL | TESTED CHANNEL | CHANNEL BANDWIDTH | MODULATION | MODE |
|---|---|---|---|---|---|---|
| A | EIRP | 39675 to 41565 | 39675, 40620, 41565 | 5MHz | QPSK, 16QAM, 64QAM, 256QAM | 1 RB / 0 RB Offset |
| | | 39700 to 41540 | 39700, 40620,41540 | 10MHz | QPSK, 16QAM, 64QAM, 256QAM | 1 RB / 0RB Offset |
| | | 39725 to 41515 | 39725, 40620, 41515 | 15MHz | QPSK, 16QAM, 64QAM, 256QAM | 1 RB / 0 RB Offset |
| | | 39750 to 41490 | 39750, 40620, 41490 | 20MHz | QPSK, 16QAM, 64QAM, 256QAM | 1 RB / 0 RB Offset |
| B | FREQUENCY STABILITY | 39700 to 41540 | 39700, 41540 | 10MHz | QPSK, 16QAM | 50 RB / 0 RB Offset |
| A | OCCUPIED BANDWIDTH | 39675 to 41565 | 39675, 40620, 41565 | 5MHz | QPSK, 16QAM | 25 RB / 0 RB Offset |
| | | 39700 to 41540 | 39700, 40620,41540 | 10MHz | QPSK, 16QAM | 50 RB / 0 RB Offset |
| | | 39725 to 41515 | 39725, 40620, 41515 | 15MHz | QPSK, 16QAM | 75 RB / 0 RB Offset |
| | | 39750 to 41490 | 39750, 40620, 41490 | 20MHz | QPSK, 16QAM | 100 RB / 0 RB Offset |
| A | PEAK TO AVERAGE RATIO | 39675 to 41565 | 39675, 40620, 41565 | 5MHz | QPSK, 16QAM | 1 RB / 0 RB Offset<br>25 RB / 0 RB Offset |
| | | 39700 to 41540 | 39700, 40620,41540 | 10MHz | QPSK, 16QAM | 1 RB / 0 RB Offset<br>50 RB / 0 RB Offset |
| | | 39725 to 41515 | 39725, 40620, 41515 | 15MHz | QPSK, 16QAM | 1 RB / 0 RB Offset<br>75 RB / 0 RB Offset |
| | | 39750 to 41490 | 39750, 40620, 41490 | 20MHz | QPSK, 16QAM | 1 RB / 0 RB Offset<br>100 RB / 0 RB Offset |
| A | BAND EDGE | 39675 to 41565 | 39675 | 5MHz | QPSK, 16QAM | 1 RB / 0 RB Offset |
| | | | | | | 25 RB / 0 RB Offset |
| | | | 41565 | 5MHz | QPSK, 16QAM | 1 RB / 24 RB Offset |
| | | | | | | 25 RB / 0 RB Offset |
| | | 39700 to 41540 | 39700 | 10MHz | QPSK, 16QAM | 1 RB / 0 RB Offset |
| | | | | | | 50 RB / 0 RB Offset |
| | | | 41540 | 10MHz | QPSK, 16QAM | 1 RB / 49 RB Offset |
| | | | | | | 50 RB / 0 RB Offset |
| | | 39725 to 41515 | 39725 | 15MHz | QPSK, 16QAM | 1 RB / 0 RB Offset |
| | | | | | | 75 RB / 0 RB Offset |
| | | | 41515 | 15MHz | QPSK, 16QAM | 1 RB / 74 RB Offset |
| | | | | | | 75 RB / 0 RB Offset |
| | | 39750 to | 39750 | 20MHz | QPSK, 16QAM | 1 RB / 0 RB Offset |

| | | | | | | |
|---|---|---|---|---|---|---|
| | | 41490 | | | | 100 RB / 0 RB Offset |
| | | | 41490 | 20MHz | QPSK, 16QAM | 1 RB / 99 RB Offset |
| | | | | | | 100 RB / 0 RB Offset |
| A | CONDUCTED EMISSION | 39675 to 41565 | 39675, 40620, 41565 | 5MHz | QPSK | 1 RB / 0 RB Offset |
| | | 39700 to 41540 | 39700, 40620,41540 | 10MHz | QPSK | 1 RB / 0RB Offset |
| | | 39725 to 41515 | 39725, 40620, 41515 | 15MHz | QPSK | 1 RB / 0 RB Offset |
| | | 39750 to 41490 | 39750, 40620, 41490 | 20MHz | QPSK | 1 RB / 0 RB Offset |
| A | RADIATED EMISSION | 39675 to 41565 | 39675, 40620, 41565 | 5MHz | QPSK | 1 RB / 0 RB Offset |
| | | 39700 to 41540 | 40620 | 10MHz | QPSK | 1 RB / 0RB Offset |
| | | 39725 to 41515 | 40620 | 15MHz | QPSK | 1 RB / 0 RB Offset |
| | | 39750 to 41490 | 40620 | 20MHz | QPSK | 1 RB / 0 RB Offset |

**Note:** This device was tested under all bandwidths, RB configurations and modulations. The worst case was found in QPSK modulation.

**LTE band 42**

| EUT CONFIGURE MODE | TEST ITEM | AVAILABLE CHANNEL | TESTED CHANNEL | CHANNEL BANDWIDTH | MODULATION | MODE |
|---|---|---|---|---|---|---|
| A | EIRP | 42115 to 43065 | 42115 (3452.5MHz), 42590 (3500.0MHz), 43065 (3547.5MHz) | 5MHz | QPSK, 16QAM, 64QAM, 256QAM | 1 RB / 0 RB Offset |
| | | 42140 to 43040 | 42140 (3455.0MHz), 42590 (3500.0MHz), 43040 (3545.0MHz) | 10MHz | QPSK, 16QAM, 64QAM, 256QAM | 1 RB / 0 RB Offset |
| | | 42165 to 43015 | 42165 (3457.50MHz), 42590 (3500.0MHz), 43015 (3542.5MHz) | 15MHz | QPSK, 16QAM, 64QAM, 256QAM | 1 RB / 0 RB Offset |
| | | 42190 to 42990 | 42190 (3460.0MHz), 42590 (3500.0MHz), 42990 (3540.0MHz) | 20MHz | QPSK, 16QAM, 64QAM, 256QAM | 1 RB / 0 RB Offset |
| B | FREQUENCY STABILITY | 42140 to 43040 | 42140 (3455.0MHz), 42590 (3500.0MHz), 43040 (3545.0MHz) | 10MHz | QPSK | 50 RB / 0 RB Offset |
| A | OCCUPIED BANDWIDTH | 42115 to 43065 | 42115 (3452.5MHz), 42590 (3500.0MHz), 43065 (3547.5MHz) | 5MHz | QPSK, 16QAM | 25 RB / 0 RB Offset |
| | | 42140 to 43040 | 42140 (3455.0MHz), 42590 (3500.0MHz), 43040 (3545.0MHz) | 10MHz | QPSK, 16QAM | 50 RB / 0 RB Offset |
| | | 42165 to 43015 | 42165 (3457.50MHz), 42590 (3500.0MHz), 43015 (3542.5MHz) | 15MHz | QPSK, 16QAM | 75 RB / 0 RB Offset |
| | | 42190 to 42990 | 42190 (3460.0MHz), 42590 (3500.0MHz), 42990 (3540.0MHz) | 20MHz | QPSK, 16QAM | 100 RB / 0 RB Offset |
| A | PEAK TO AVERAGE RATIO | 42115 to 43065 | 42115 (3452.5MHz), 42590 (3500.0MHz), 43065 (3547.5MHz) | 5MHz | QPSK, 16QAM | 1 RB / 0 RB Offset<br>25 RB / 0 RB Offset |
| | | 42140 to 43040 | 42140 (3455.0MHz), 42590 (3500.0MHz), 43040 (3545.0MHz) | 10MHz | QPSK, 16QAM | 1 RB / 0 RB Offset<br>50 RB / 0 RB Offset |
| | | 42165 to 43015 | 42165 (3457.50MHz), 42590 (3500.0MHz), 43015 (3542.5MHz) | 15MHz | QPSK, 16QAM | 1 RB / 0 RB Offset<br>75 RB / 0 RB Offset |
| | | 42190 to 42990 | 42190 (3460.0MHz), 42590 (3500.0MHz), 42990 (3540.0MHz) | 20MHz | QPSK, 16QAM | 1 RB / 0 RB Offset<br>100 RB / 0 RB Offset |
| A | BAND EDGE | 42115 to 43065 | 42115 | 5MHz | QPSK, 16QAM | 1 RB / 0 RB Offset |
| | | | | | | 25 RB / 0 RB Offset |
| | | | 43065 | 5MHz | QPSK, 16QAM | 1 RB / 24 RB Offset |
| | | | | | | 25 RB / 0 RB Offset |
| | | 42140 to 43040 | 42140 | 10MHz | QPSK, 16QAM | 1 RB / 0 RB Offset |
| | | | | | | 50 RB / 0 RB Offset |
| | | | 43040 | 10MHz | QPSK, 16QAM | 1 RB / 49 RB Offset |
| | | | | | | 50 RB / 0 RB Offset |
| | | 42165 to | 42165 | 15MHz | QPSK, 16QAM | 1 RB / 0 RB Offset |

| | | | | | | |
|---|---|---|---|---|---|---|
| | | 43015 | | | | 75 RB / 0 RB Offset |
| | | | 43015 | 15MHz | QPSK, 16QAM | 1 RB / 74 RB Offset |
| | | | | | | 75 RB / 0 RB Offset |
| | | 42190 to 42990 | 42190 | 20MHz | QPSK, 16QAM | 1 RB / 0 RB Offset |
| | | | | | QPSK, 16QAM | 100 RB / 0 RB Offset |
| | | | 42990 | 20MHz | QPSK, 16QAM | 1 RB / 99 RB Offset |
| | | | | | | 100 RB / 0 RB Offset |
| A | CONDUCTED EMISSION | 42115 to 43065 | 42115 (3452.5MHz), 42590 (3500.0MHz), 43065 (3547.5MHz) | 5MHz | QPSK | 1 RB / 0 RB Offset |
| | | 42140 to 43040 | 42140 (3455.0MHz), 42590 (3500.0MHz), 43040 (3545.0MHz) | 10MHz | QPSK | 1 RB / 0RB Offset |
| | | 42165 to 43015 | 42165 (3457.50MHz), 42590 (3500.0MHz), 43015 (3542.5MHz) | 15MHz | QPSK | 1 RB / 0 RB Offset |
| | | 42190 to 42990 | 42190 (3460.0MHz), 42590 (3500.0MHz), 42990 (3540.0MHz) | 20MHz | QPSK | 1 RB / 0 RB Offset |
| A | RADIATED EMISSION | 42115 to 43065 | 42590 (3500.0MHz), | 5MHz | QPSK | 1 RB / 0 RB Offset |
| | | 42140 to 43040 | 42140 (3455.0MHz), 42590 (3500.0MHz), 43040 (3545.0MHz) | 10MHz | QPSK | 1 RB / 0RB Offset |
| | | 42165 to 43015 | 42590 (3500.0MHz), | 15MHz | QPSK | 1 RB / 0 RB Offset |
| | | 42190 to 42990 | 42590 (3500.0MHz), | 20MHz | QPSK | 1 RB / 0 RB Offset |

**Note:** This device was tested under all bandwidths, RB configurations and modulations. The worst case was found in QPSK modulation.

## LTE BAND 66 MODE

| EUT CONFIGURE MODE | TEST ITEM | AVAILABLE CHANNEL | TESTED CHANNEL | CHANNEL BANDWIDTH | MODULATION | MODE |
|---|---|---|---|---|---|---|
| A | EIRP | 131979 to 132665 | 131979,132322,132665 | 1.4MHz | QPSK, 16QAM, 64QAM，256QAM | 1 RB / 0 RB Offset |
| | | 131987 to 132657 | 131987,132322,132657 | 3MHz | QPSK, 16QAM, 64QAM，256QAM | 1 RB / 0 RB Offset |
| | | 131997 to 132647 | 131997,132322,132647 | 5MHz | QPSK, 16QAM, 64QAM，256QAM | 1 RB / 0 RB Offset |
| | | 132022 to 132622 | 132022,132322,132622 | 10MHz | QPSK, 16QAM, 64QAM，256QAM | 1 RB / 0 RB Offset |
| | | 132047 to 132597 | 132047,132322,132597 | 15MHz | QPSK, 16QAM, 64QAM，256QAM | 1 RB / 0 RB Offset |
| | | 132072 to 132572 | 132072,132322,132572 | 20MHz | QPSK, 16QAM, 64QAM，256QAM | 1 RB / 0 RB Offset |
| B | FREQUENCY STABILITY | 132022 to 132622 | 132022,132622 | 10MHz | QPSK | 50 RB / 0 RB Offset |
| A | OCCUPIED BANDWIDTH | 131979 to 132665 | 131979,132322,132665 | 1.4MHz | QPSK, 16QAM | 6 RB / 0 RB Offset |
| | | 131987 to 132657 | 131987,132322,132657 | 3MHz | QPSK, 16QAM | 15 RB / 0 RB Offset |
| | | 131997 to 132647 | 131997,132322,132647 | 5MHz | QPSK, 16QAM | 25 RB / 0 RB Offset |
| | | 132022 to 132622 | 132022,132322,132622 | 10MHz | QPSK, 16QAM | 50 RB / 0 RB Offset |
| | | 132047 to 132597 | 132047,132322,132597 | 15MHz | QPSK, 16QAM | 75 RB / 0 RB Offset |
| | | 132072 to 132572 | 132072,132322,132572 | 20MHz | QPSK, 16QAM | 100 RB / 0 RB Offset |
| A | PEAK TO AVERAGE RATIO | 131979 to 132665 | 131979,132322,132665 | 1.4MHz | QPSK, 16QAM | 1 RB / 0 RB Offset<br>6 RB / 0 RB Offset |
| | | 131987 to 132657 | 131987,132322,132657 | 3MHz | QPSK, 16QAM | 1 RB / 0 RB Offset<br>15 RB / 0 RB Offset |
| | | 131997 to 132647 | 131997,132322,132647 | 5MHz | QPSK, 16QAM | 1 RB / 0 RB Offset<br>25 RB / 0 RB Offset |
| | | 132022 to 132622 | 132022,132322,132622 | 10MHz | QPSK, 16QAM | 1 RB / 0 RB Offset<br>50 RB / 0 RB Offset |
| | | 132047 to 132597 | 132047,132322,132597 | 15MHz | QPSK, 16QAM | 1 RB / 0 RB Offset<br>75 RB / 0 RB Offset |
| | | 132072 to 132572 | 132072,132322,132572 | 20MHz | QPSK, 16QAM | 1 RB / 0 RB Offset<br>100 RB / 0 RB Offset |
| A | BAND EDGE | 131979 to 132322 | 131979 | 1.4MHz | QPSK, 16QAM | 1 RB / 0 RB Offset |
| | | | | | | 6 RB / 0 RB Offset |
| | | | 132322 | 1.4MHz | QPSK, 16QAM | 1 RB / 5 RB Offset |
| | | | | | | 6 RB / 0 RB Offset |
| | | 131987 to 132657 | 131987 | 3MHz | QPSK, 16QAM | 1 RB / 0 RB Offset |
| | | | | | | 15 RB / 0 RB Offset |
| | | | 132657 | 3MHz | QPSK, 16QAM | 1 RB / 14 RB Offset |
| | | | | | | 15 RB / 0 RB Offset |
| | | 131997 to 132647 | 131997 | 5MHz | QPSK, 16QAM | 1 RB / 0 RB Offset |
| | | | | | | 25 RB / 0 RB Offset |
| | | | 132647 | 5MHz | QPSK, 16QAM | 1 RB / 24 RB Offset |
| | | | | | | 25 RB / 0 RB Offset |
| | | 132022 to 132622 | 132022 | 10MHz | QPSK, 16QAM | 1 RB / 0 RB Offset |
| | | | | | | 50 RB / 0 RB Offset |
| | | | 132622 | 10MHz | QPSK, 16QAM | 1 RB / 49 RB Offset |
| | | | | | | 50 RB / 0 RB Offset |
| | | 132047 to 132597 | 132047 | 15MHz | QPSK, 16QAM | 1 RB / 0 RB Offset |

| | | | | | | |
|---|---|---|---|---|---|---|
| | | | | | | 75 RB / 0 RB Offset |
| | | | 132597 | 15MHz | QPSK, 16QAM | 1 RB / 74 RB Offset |
| | | | | | | 75 RB / 0 RB Offset |
| | | 132072 to 132572 | 132072 | 20MHz | QPSK, 16QAM | 1 RB / 0 RB Offset |
| | | | | | | 100 RB / 0 RB Offset |
| | | | 132572 | 20MHz | QPSK, 16QAM | 1 RB / 99 RB Offset |
| | | | | | | 100 RB / 0 RB Offset |
| A | CONDUCTED EMISSION | 131979 to 132665 | 131979,132322,132665 | 1.4MHz | QPSK | 1 RB / 0 RB Offset |
| | | 131987 to 132657 | 131987,132322,132657 | 3MHz | QPSK | 1 RB / 0 RB Offset |
| | | 131997 to 132647 | 131997,132322,132647 | 5MHz | QPSK | 1 RB / 0 RB Offset |
| | | 132022 to 132622 | 132022,132322,132622 | 10MHz | QPSK | 1 RB / 0 RB Offset |
| | | 132047 to 132597 | 132047,132322,132597 | 15MHz | QPSK | 1 RB / 0 RB Offset |
| | | 132072 to 132572 | 132072,132322,132572 | 20MHz | QPSK | 1 RB / 0 RB Offset |
| A | RADIATED EMISSION | 131979 to 132665 | 132322 | 1.4MHz | QPSK | 1 RB / 0 RB Offset |
| | | 131987 to 132657 | 132322 | 3MHz | QPSK | 1 RB / 0 RB Offset |
| | | 131997 to 132647 | 132322 | 5MHz | QPSK | 1 RB / 0 RB Offset |
| | | 132022 to 132622 | 132022,132322,132622 | 10MHz | QPSK | 1 RB / 0 RB Offset |
| | | 132047 to 132597 | 132322 | 15MHz | QPSK | 1 RB / 0 RB Offset |
| | | 132072 to 132572 | 132322 | 20MHz | QPSK | 1 RB / 0 RB Offset |

**Note:** This device was tested under all bandwidths, RB configurations and modulations. The worst case was found in QPSK modulation.

## TEST CONDITION:

| TEST ITEM | ENVIRONMENTAL CONDITIONS | INPUT POWER | TESTED BY |
|---|---|---|---|
| ERP&EIRP | 23deg. C, 70%RH | DC 5V By Adapter | Jace Hu |
| FREQUENCY STABILITY | 23deg. C, 70%RH | DC 3.6V/3.7V/4.2V By Battery | James Fu |
| OCCUPIED BANDWIDTH | 23deg. C, 70%RH | DC 5V By Adapter | James Fu |
| BAND EDGE | 23deg. C, 70%RH | DC 5V By Adapter | James Fu |
| CONDUCTED EMISSION | 23deg. C, 70%RH | DC 5V By Adapter | James Fu |
| RADIATED EMISSION | 23deg. C, 70%RH | DC 5V By Adapter | Jace Hu |
| PEAK TO AVERAGE RATIO | 23deg. C, 70%RH | DC 5V By Adapter | James Fu |

## 2.5 GENERAL DESCRIPTION OF APPLIED STANDARDS

The EUT is a RF product. According to the specifications of the manufacturer, it must comply with the requirements of the following standards:

**FCC 47 CFR Part 2**

**FCC 47 CFR Part 27**

**KDB 971168 D01 Power Meas License Digital Systems v03r01**

**ANSI/TIA/EIA-603-D**

**ANSI/TIA/EIA-603-E**

**ANSI C63.26-2015**

**NOTE:** All test items have been performed and recorded as per the above standards.

# 3 TEST TYPES AND RESULTS

## 3.1 OUTPUT POWER MEASUREMENT

### 3.1.1 LIMITS OF OUTPUT POWER MEASUREMENT

The radiated peak output power shall be according to the specific rule Part 27.50(h)(2) that “User stations are limited to 2 watts” and 27.50(i) specific that “Peak transmit power must be measure over any interval of continuous transmission using instrumentation calibration in terms of rms-equivalent voltage.”

According to the specific rule Part 27.50(d)(4) Fixed, mobile, and portable (hand-held) stations operating in the 1710-1755 MHz band and mobile and portable stations operating in the 1695-1710 MHz and 1755-1780 MHz bands are limited to 1 watt EIRP

According to the specific rule Part 27.50 (k)(3)Mobile devices are limited to 1Watt (30 dBm) EIRP, Mobile devices operating inl these bands must employ a means for limiting power to the minimum necessary for successful communications

### 3.1.2 TEST PROCEDURES

**EIRP MEASUREMENT:**

Per KDB 971168 D01 Power Meas License Digital Systems v03r01 or subclause 5.2.5.5 of ANSI C63.26-2015, the relevant equation for determing the ERP or EIRP from the conducted RF output power measured using the guidance provided above is:

ERP or EIRP = $P_{Meas} + G_T - L_C$

Where:

ERP or EIRP = effective radiated power or equivalent isotropically radiated power, respectively (expressed in the same units as $P_{Meas}$, typically dBW or dBm);

$P_{Meas}$ = measured transmitter output power or PSD, in dBm or dBW;

$G_T$ = gain of the transmitting antenna, in dBd (ERP) or dBi (EIRP);

$L_C$ = signal attenuation in the connecting cable between the transmitter and antenna, in dB.

**CONDUCTED POWER MEASUREMENT:**

a. The EUT was set up for the maximum power with LTE link data modulation and link up with simulator.
b. Set the EUT to transmit under low, middle and high channel and record the power level shown on simulator.

### 3.1.3 TEST SETUP

**CONDUCTED POWER MEASUREMENT:**

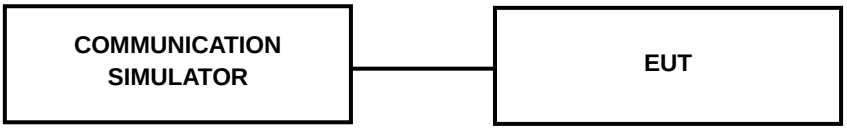


For the actual test configuration, please refer to the attached file (Test Setup Photo).

## 3.1.4 TEST RESULTS

**CONDUCTED OUTPUT POWER (dBm)**

| LTE Band 4 (Ant1) | | | | | | |
|---|---|---|---|---|---|---|
| BW | Modulation | RB Size | RB Offset | Low | Mid | High |
| | | Channel | | 20050 | 20175 | 20300 |
| | | Frequency (MHz) | | 1720 | 1732.5 | 1745 |
| 20M | QPSK | 1 | 0 | **22.84** | 22.75 | 22.74 |
| | | 1 | 50 | 22.72 | 22.69 | 22.63 |
| | | 1 | 99 | 22.66 | 22.61 | 22.62 |
| | | 50 | 0 | 21.86 | 21.82 | 21.87 |
| | | 50 | 25 | 21.68 | 21.61 | 21.69 |
| | | 50 | 50 | 21.66 | 21.55 | 21.58 |
| | | 100 | 0 | 21.77 | 21.61 | 21.62 |
| | 16QAM | 1 | 0 | 22.31 | 22.21 | 22.23 |
| | | 1 | 50 | 22.01 | 21.95 | 22.02 |
| | | 1 | 99 | 22.15 | 22.04 | 22.07 |
| | | 50 | 0 | 20.78 | 20.83 | 20.86 |
| | | 50 | 25 | 20.76 | 20.62 | 20.62 |
| | | 50 | 50 | 20.58 | 20.67 | 20.73 |
| | | 100 | 0 | 20.83 | 20.71 | 20.80 |
| | 64QAM | 1 | 0 | 20.97 | 20.90 | 21.13 |
| | | 1 | 50 | 20.93 | 20.79 | 20.71 |
| | | 1 | 99 | 20.83 | 20.66 | 20.77 |
| | | 50 | 0 | 19.81 | 19.86 | 19.89 |
| | | 50 | 25 | 19.86 | 19.78 | 19.70 |
| | | 50 | 50 | 19.76 | 19.69 | 19.60 |
| | | 100 | 0 | 19.81 | 19.67 | 19.75 |
| | 256QAM | 1 | 0 | 17.96 | 17.78 | 17.88 |
| | | 1 | 50 | 17.98 | 17.65 | 17.74 |
| | | 1 | 99 | 17.95 | 17.81 | 17.76 |
| | | 50 | 0 | 17.80 | 17.86 | 17.96 |
| | | 50 | 25 | 17.83 | 17.67 | 17.79 |
| | | 50 | 50 | 17.78 | 17.81 | 17.78 |
| | | 100 | 0 | 17.91 | 17.78 | 17.75 |

| BW | Modulation | Channel | | 20025 | 20175 | 20325 |
|---|---|---|---|---|---|---|
| | | Frequency (MHz) | | 1717.5 | 1732.5 | 1747.5 |
| 15M | QPSK | 1 | 0 | 22.69 | 22.70 | 22.67 |
| | | 1 | 37 | 22.61 | 22.66 | 22.50 |
| | | 1 | 74 | 22.61 | 22.51 | 22.50 |
| | | 36 | 0 | 21.83 | 21.77 | 21.81 |
| | | 36 | 19 | 21.63 | 21.58 | 21.62 |
| | | 36 | 39 | 21.63 | 21.45 | 21.57 |
| | | 75 | 0 | 21.66 | 21.56 | 21.50 |
| | 16QAM | 1 | 0 | 22.17 | 22.20 | 22.14 |
| | | 1 | 37 | 21.96 | 21.80 | 21.92 |
| | | 1 | 74 | 22.03 | 21.96 | 22.01 |
| | | 36 | 0 | 20.68 | 20.82 | 20.81 |
| | | 36 | 19 | 20.70 | 20.49 | 20.47 |
| | | 36 | 39 | 20.53 | 20.53 | 20.63 |
| | | 75 | 0 | 20.76 | 20.57 | 20.70 |
| | 64QAM | 1 | 0 | 20.85 | 20.86 | 21.04 |
| | | 1 | 37 | 20.90 | 20.65 | 20.56 |
| | | 1 | 74 | 20.78 | 20.56 | 20.76 |
| | | 36 | 0 | 19.78 | 19.81 | 19.78 |
| | | 36 | 19 | 19.77 | 19.72 | 19.56 |
| | | 36 | 39 | 19.62 | 19.64 | 19.51 |
| | | 75 | 0 | 19.80 | 19.57 | 19.68 |
| | 256QAM | 1 | 0 | 17.89 | 17.72 | 17.79 |
| | | 1 | 37 | 17.87 | 17.61 | 17.60 |
| | | 1 | 74 | 17.85 | 17.66 | 17.70 |
| | | 36 | 0 | 17.68 | 17.76 | 17.95 |
| | | 36 | 19 | 17.69 | 17.53 | 17.74 |
| | | 36 | 39 | 17.65 | 17.75 | 17.72 |
| | | 75 | 0 | 17.87 | 17.76 | 17.66 |

| BW | Modulation | Channel | | 20000 | 20175 | 20350 |
|---|---|---|---|---|---|---|
| | | Frequency (MHz) | | 1715 | 1732.5 | 1750 |
| 10M | QPSK | 1 | 0 | 22.75 | 22.62 | 22.69 |
| | | 1 | 24 | 22.66 | 22.62 | 22.56 |
| | | 1 | 49 | 22.64 | 22.55 | 22.56 |
| | | 25 | 0 | 21.72 | 21.69 | 21.80 |
| | | 25 | 12 | 21.58 | 21.59 | 21.61 |
| | | 25 | 25 | 21.65 | 21.49 | 21.56 |
| | | 50 | 0 | 21.63 | 21.57 | 21.59 |
| | 16QAM | 1 | 0 | 22.17 | 22.06 | 22.14 |
| | | 1 | 24 | 21.90 | 21.82 | 21.90 |
| | | 1 | 49 | 22.13 | 21.92 | 22.01 |
| | | 25 | 0 | 20.66 | 20.71 | 20.73 |
| | | 25 | 12 | 20.74 | 20.61 | 20.52 |
| | | 25 | 25 | 20.52 | 20.62 | 20.58 |
| | | 50 | 0 | 20.75 | 20.64 | 20.70 |
| | 64QAM | 1 | 0 | 20.86 | 20.87 | 20.99 |
| | | 1 | 24 | 20.86 | 20.74 | 20.70 |
| | | 1 | 49 | 20.80 | 20.54 | 20.72 |
| | | 25 | 0 | 19.79 | 19.81 | 19.78 |
| | | 25 | 12 | 19.72 | 19.77 | 19.69 |
| | | 25 | 25 | 19.63 | 19.63 | 19.47 |
| | | 50 | 0 | 19.79 | 19.63 | 19.68 |
| | 256QAM | 1 | 0 | 17.84 | 17.65 | 17.85 |
| | | 1 | 24 | 17.93 | 17.57 | 17.71 |
| | | 1 | 49 | 17.80 | 17.68 | 17.71 |
| | | 25 | 0 | 17.65 | 17.72 | 17.92 |
| | | 25 | 12 | 17.72 | 17.60 | 17.77 |
| | | 25 | 25 | 17.63 | 17.80 | 17.63 |
| | | 50 | 0 | 17.83 | 17.66 | 17.64 |

| BW | Modulation | Channel | | 19975 | 20175 | 20375 |
|---|---|---|---|---|---|---|
| | | Frequency (MHz) | | 1712.5 | 1732.5 | 1752.5 |
| 5M | QPSK | 1 | 0 | 22.71 | 22.70 | 22.71 |
| | | 1 | 12 | 22.68 | 22.67 | 22.58 |
| | | 1 | 24 | 22.59 | 22.57 | 22.50 |
| | | 12 | 0 | 21.83 | 21.73 | 21.86 |
| | | 12 | 6 | 21.60 | 21.49 | 21.64 |
| | | 12 | 13 | 21.63 | 21.40 | 21.44 |
| | | 25 | 0 | 21.76 | 21.54 | 21.49 |
| | 16QAM | 1 | 0 | 22.16 | 22.10 | 22.11 |
| | | 1 | 12 | 21.96 | 21.84 | 21.95 |
| | | 1 | 24 | 22.05 | 21.89 | 21.97 |
| | | 12 | 0 | 20.69 | 20.72 | 20.80 |
| | | 12 | 6 | 20.64 | 20.52 | 20.56 |
| | | 12 | 13 | 20.50 | 20.55 | 20.62 |
| | | 25 | 0 | 20.72 | 20.62 | 20.68 |
| | 64QAM | 1 | 0 | 20.87 | 20.79 | 21.10 |
| | | 1 | 12 | 20.88 | 20.65 | 20.67 |
| | | 1 | 24 | 20.70 | 20.54 | 20.74 |
| | | 12 | 0 | 19.75 | 19.79 | 19.79 |
| | | 12 | 6 | 19.80 | 19.68 | 19.59 |
| | | 12 | 13 | 19.67 | 19.67 | 19.48 |
| | | 25 | 0 | 19.75 | 19.57 | 19.72 |
| | 256QAM | 1 | 0 | 17.91 | 17.70 | 17.86 |
| | | 1 | 12 | 17.86 | 17.60 | 17.67 |
| | | 1 | 24 | 17.90 | 17.71 | 17.72 |
| | | 12 | 0 | 17.67 | 17.75 | 17.83 |
| | | 12 | 6 | 17.80 | 17.60 | 17.73 |
| | | 12 | 13 | 17.65 | 17.75 | 17.67 |
| | | 25 | 0 | 17.77 | 17.74 | 17.72 |

| BW | Modulation | Channel | | 19965 | 20175 | 20385 |
|---|---|---|---|---|---|---|
| | | Frequency (MHz) | | 1711.5 | 1732.5 | 1753.5 |
| 3M | QPSK | 1 | 0 | 22.75 | 22.62 | 22.60 |
| | | 1 | 7 | 22.60 | 22.55 | 22.52 |
| | | 1 | 14 | 22.65 | 22.50 | 22.54 |
| | | 8 | 0 | 21.71 | 21.76 | 21.80 |
| | | 8 | 3 | 21.59 | 21.59 | 21.67 |
| | | 8 | 7 | 21.60 | 21.51 | 21.43 |
| | | 15 | 0 | 21.70 | 21.50 | 21.53 |
| | 16QAM | 1 | 0 | 22.17 | 22.11 | 22.19 |
| | | 1 | 7 | 21.88 | 21.93 | 21.98 |
| | | 1 | 14 | 22.14 | 21.96 | 22.06 |
| | | 8 | 0 | 20.73 | 20.71 | 20.80 |
| | | 8 | 3 | 20.62 | 20.49 | 20.51 |
| | | 8 | 7 | 20.45 | 20.54 | 20.58 |
| | | 15 | 0 | 20.79 | 20.64 | 20.67 |
| | 64QAM | 1 | 0 | 20.88 | 20.79 | 21.02 |
| | | 1 | 7 | 20.92 | 20.65 | 20.65 |
| | | 1 | 14 | 20.75 | 20.53 | 20.73 |
| | | 8 | 0 | 19.74 | 19.84 | 19.88 |
| | | 8 | 3 | 19.73 | 19.67 | 19.59 |
| | | 8 | 7 | 19.70 | 19.66 | 19.50 |
| | | 15 | 0 | 19.71 | 19.53 | 19.61 |
| | 256QAM | 1 | 0 | 17.93 | 17.75 | 17.86 |
| | | 1 | 7 | 17.92 | 17.62 | 17.71 |
| | | 1 | 14 | 17.94 | 17.78 | 17.69 |
| | | 8 | 0 | 17.71 | 17.85 | 17.94 |
| | | 8 | 3 | 17.74 | 17.53 | 17.65 |
| | | 8 | 7 | 17.76 | 17.71 | 17.74 |
| | | 15 | 0 | 17.83 | 17.73 | 17.69 |

| BW | Modulation | Channel | | 19957 | 20175 | 20393 |
|---|---|---|---|---|---|---|
| | | Frequency (MHz) | | 1710.7 | 1732.5 | 1754.3 |
| 1.4M | QPSK | 1 | 0 | 22.72 | 22.71 | 22.61 |
| | | 1 | 2 | 22.70 | 22.64 | 22.56 |
| | | 1 | 5 | 22.62 | 22.52 | 22.48 |
| | | 3 | 0 | 22.64 | 22.58 | 22.53 |
| | | 3 | 1 | 22.41 | 22.29 | 22.42 |
| | | 3 | 3 | 22.45 | 22.21 | 22.31 |
| | | 6 | 0 | 21.74 | 21.46 | 21.54 |
| | 16QAM | 1 | 0 | 22.21 | 22.12 | 22.21 |
| | | 1 | 2 | 21.90 | 21.90 | 21.98 |
| | | 1 | 5 | 22.07 | 22.00 | 21.99 |
| | | 3 | 0 | 21.73 | 21.82 | 21.85 |
| | | 3 | 1 | 21.67 | 21.59 | 21.53 |
| | | 3 | 3 | 21.52 | 21.66 | 21.61 |
| | | 6 | 0 | 20.74 | 20.65 | 20.65 |
| | 64QAM | 1 | 0 | 20.87 | 20.75 | 21.12 |
| | | 1 | 2 | 20.91 | 20.64 | 20.60 |
| | | 1 | 5 | 20.72 | 20.57 | 20.62 |
| | | 3 | 0 | 20.79 | 20.76 | 20.79 |
| | | 3 | 1 | 20.78 | 20.63 | 20.55 |
| | | 3 | 3 | 20.66 | 20.56 | 20.51 |
| | | 6 | 0 | 19.77 | 19.60 | 19.64 |
| | 256QAM | 1 | 0 | 17.92 | 17.76 | 17.78 |
| | | 1 | 2 | 17.96 | 17.62 | 17.70 |
| | | 1 | 5 | 17.82 | 17.69 | 17.65 |
| | | 3 | 0 | 17.68 | 17.84 | 17.90 |
| | | 3 | 1 | 17.73 | 17.53 | 17.74 |
| | | 3 | 3 | 17.77 | 17.73 | 17.68 |
| | | 6 | 0 | 17.76 | 17.63 | 17.60 |

| LTE Band 38 (Ant1) | | | | | | |
|---|---|---|---|---|---|---|
| BW | Modulation | RB Size | RB Offset | Low | Mid | High |
| | | Channel | | 37850 | 38000 | 38150 |
| | | Frequency (MHz) | | 2580 | 2595 | 2610 |
| 20M | QPSK | 1 | 0 | 22.90 | 22.94 | **22.99** |
| | | 1 | 50 | 22.82 | 22.92 | 22.97 |
| | | 1 | 99 | 22.72 | 22.90 | 22.91 |
| | | 50 | 0 | 21.64 | 21.78 | 21.82 |
| | | 50 | 25 | 21.74 | 21.85 | 21.81 |
| | | 50 | 50 | 21.77 | 21.78 | 21.87 |
| | | 100 | 0 | 21.66 | 21.69 | 21.86 |
| | 16QAM | 1 | 0 | 21.57 | 21.71 | 21.75 |
| | | 1 | 50 | 21.62 | 21.71 | 21.74 |
| | | 1 | 99 | 21.63 | 21.72 | 21.90 |
| | | 50 | 0 | 20.60 | 20.64 | 20.75 |
| | | 50 | 25 | 20.64 | 20.69 | 20.76 |
| | | 50 | 50 | 20.68 | 20.80 | 20.93 |
| | | 100 | 0 | 20.76 | 20.80 | 20.89 |
| | 64QAM | 1 | 0 | 20.47 | 20.53 | 20.59 |
| | | 1 | 50 | 20.58 | 20.57 | 20.70 |
| | | 1 | 99 | 20.51 | 20.61 | 20.70 |
| | | 50 | 0 | 19.77 | 19.86 | 19.90 |
| | | 50 | 25 | 19.76 | 19.75 | 19.94 |
| | | 50 | 50 | 19.75 | 19.81 | 20.02 |
| | | 100 | 0 | 19.66 | 19.80 | 19.80 |
| | 256QAM | 1 | 0 | 17.91 | 17.94 | 18.07 |
| | | 1 | 50 | 17.91 | 18.03 | 18.00 |
| | | 1 | 99 | 17.78 | 17.94 | 17.98 |
| | | 50 | 0 | 17.81 | 17.91 | 17.93 |
| | | 50 | 25 | 17.94 | 18.07 | 18.07 |
| | | 50 | 50 | 17.93 | 18.00 | 18.05 |
| | | 100 | 0 | 17.92 | 17.96 | 18.09 |

| BW | Modulation | Channel | | 37825 | 38000 | 38175 |
|---|---|---|---|---|---|---|
| | | Frequency (MHz) | | 2577.5 | 2595 | 2612.5 |
| 15M | QPSK | 1 | 0 | 22.86 | 22.80 | 22.95 |
| | | 1 | 37 | 22.67 | 22.84 | 22.89 |
| | | 1 | 74 | 22.62 | 22.86 | 22.80 |
| | | 36 | 0 | 21.56 | 21.63 | 21.70 |
| | | 36 | 19 | 21.65 | 21.75 | 21.67 |
| | | 36 | 39 | 21.73 | 21.64 | 21.72 |
| | | 75 | 0 | 21.56 | 21.66 | 21.74 |
| | 16QAM | 1 | 0 | 21.53 | 21.68 | 21.71 |
| | | 1 | 37 | 21.58 | 21.63 | 21.65 |
| | | 1 | 74 | 21.50 | 21.70 | 21.87 |
| | | 36 | 0 | 20.51 | 20.57 | 20.70 |
| | | 36 | 19 | 20.55 | 20.59 | 20.63 |
| | | 36 | 39 | 20.66 | 20.72 | 20.81 |
| | | 75 | 0 | 20.74 | 20.74 | 20.83 |
| | 64QAM | 1 | 0 | 20.38 | 20.52 | 20.52 |
| | | 1 | 37 | 20.56 | 20.52 | 20.69 |
| | | 1 | 74 | 20.45 | 20.55 | 20.60 |
| | | 36 | 0 | 19.69 | 19.72 | 19.79 |
| | | 36 | 19 | 19.73 | 19.60 | 19.85 |
| | | 36 | 39 | 19.68 | 19.71 | 19.94 |
| | | 75 | 0 | 19.53 | 19.67 | 19.71 |
| | 256QAM | 1 | 0 | 17.85 | 17.88 | 18.03 |
| | | 1 | 37 | 17.85 | 17.94 | 17.86 |
| | | 1 | 74 | 17.76 | 17.87 | 17.96 |
| | | 36 | 0 | 17.79 | 17.78 | 17.78 |
| | | 36 | 19 | 17.91 | 18.05 | 17.93 |
| | | 36 | 39 | 17.83 | 17.93 | 17.97 |
| | | 75 | 0 | 17.91 | 17.85 | 17.97 |

| BW | Modulation | Channel | | 37800 | 38000 | 38200 |
|---|---|---|---|---|---|---|
| | | Frequency (MHz) | | 2575 | 2595 | 2615 |
| 10M | QPSK | 1 | 0 | 22.88 | 22.91 | 22.89 |
| | | 1 | 24 | 22.76 | 22.80 | 22.87 |
| | | 1 | 49 | 22.67 | 22.75 | 22.76 |
| | | 25 | 0 | 21.50 | 21.69 | 21.71 |
| | | 25 | 12 | 21.73 | 21.83 | 21.75 |
| | | 25 | 25 | 21.64 | 21.65 | 21.79 |
| | | 50 | 0 | 21.62 | 21.62 | 21.73 |
| | 16QAM | 1 | 0 | 21.49 | 21.58 | 21.61 |
| | | 1 | 24 | 21.50 | 21.63 | 21.62 |
| | | 1 | 49 | 21.62 | 21.68 | 21.89 |
| | | 25 | 0 | 20.54 | 20.57 | 20.72 |
| | | 25 | 12 | 20.62 | 20.54 | 20.65 |
| | | 25 | 25 | 20.57 | 20.67 | 20.83 |
| | | 50 | 0 | 20.68 | 20.79 | 20.85 |
| | 64QAM | 1 | 0 | 20.44 | 20.41 | 20.58 |
| | | 1 | 24 | 20.56 | 20.42 | 20.55 |
| | | 1 | 49 | 20.43 | 20.47 | 20.67 |
| | | 25 | 0 | 19.62 | 19.77 | 19.89 |
| | | 25 | 12 | 19.74 | 19.62 | 19.80 |
| | | 25 | 25 | 19.68 | 19.76 | 20.00 |
| | | 50 | 0 | 19.55 | 19.78 | 19.65 |
| | 256QAM | 1 | 0 | 17.84 | 17.91 | 17.96 |
| | | 1 | 24 | 17.80 | 17.94 | 17.90 |
| | | 1 | 49 | 17.69 | 17.83 | 17.83 |
| | | 25 | 0 | 17.75 | 17.84 | 17.85 |
| | | 25 | 12 | 17.83 | 17.93 | 17.94 |
| | | 25 | 25 | 17.84 | 17.98 | 17.93 |
| | | 50 | 0 | 17.80 | 17.93 | 17.99 |

| BW | Modulation | Channel | | 37775 | 38000 | 38225 |
|---|---|---|---|---|---|---|
| | | Frequency (MHz) | | 2572.5 | 2595 | 2617.5 |
| 5M | QPSK | 1 | 0 | 22.79 | 22.89 | 22.96 |
| | | 1 | 12 | 22.74 | 22.78 | 22.96 |
| | | 1 | 24 | 22.71 | 22.81 | 22.77 |
| | | 12 | 0 | 21.61 | 21.69 | 21.81 |
| | | 12 | 6 | 21.69 | 21.79 | 21.79 |
| | | 12 | 13 | 21.67 | 21.73 | 21.81 |
| | | 25 | 0 | 21.55 | 21.61 | 21.76 |
| | 16QAM | 1 | 0 | 21.56 | 21.61 | 21.66 |
| | | 1 | 12 | 21.61 | 21.62 | 21.65 |
| | | 1 | 24 | 21.54 | 21.66 | 21.78 |
| | | 12 | 0 | 20.51 | 20.56 | 20.67 |
| | | 12 | 6 | 20.50 | 20.59 | 20.62 |
| | | 12 | 13 | 20.67 | 20.71 | 20.80 |
| | | 25 | 0 | 20.70 | 20.66 | 20.86 |
| | 64QAM | 1 | 0 | 20.37 | 20.45 | 20.47 |
| | | 1 | 12 | 20.51 | 20.48 | 20.65 |
| | | 1 | 24 | 20.40 | 20.48 | 20.55 |
| | | 12 | 0 | 19.73 | 19.75 | 19.82 |
| | | 12 | 6 | 19.67 | 19.62 | 19.90 |
| | | 12 | 13 | 19.61 | 19.70 | 20.01 |
| | | 25 | 0 | 19.63 | 19.69 | 19.74 |
| | 256QAM | 1 | 0 | 17.86 | 17.82 | 17.98 |
| | | 1 | 12 | 17.80 | 17.95 | 17.94 |
| | | 1 | 24 | 17.67 | 17.82 | 17.96 |
| | | 12 | 0 | 17.76 | 17.78 | 17.89 |
| | | 12 | 6 | 17.90 | 18.05 | 17.99 |
| | | 12 | 13 | 17.84 | 17.99 | 17.93 |
| | | 25 | 0 | 17.90 | 17.87 | 18.06 |

| LTE Band 41 (2496 ~ 2690MHz) (Ant1) | | | | | | |
|---|---|---|---|---|---|---|
| BW | Modulation | RB Size | RB Offset | Low | Mid | High |
| | | Channel | | 39750 | 40620 | 41490 |
| | | Frequency (MHz) | | 2506 | 2593 | 2680 |
| 20M | QPSK | 1 | 0 | 22.82 | 22.89 | **23.19** |
| | | 1 | 50 | 22.80 | 22.79 | 23.01 |
| | | 1 | 99 | 22.88 | 22.85 | 23.14 |
| | | 50 | 0 | 21.84 | 21.76 | 22.01 |
| | | 50 | 25 | 21.75 | 21.80 | 22.13 |
| | | 50 | 50 | 21.78 | 21.83 | 22.03 |
| | | 100 | 0 | 21.83 | 21.75 | 22.07 |
| | 16QAM | 1 | 0 | 21.78 | 21.75 | 21.99 |
| | | 1 | 50 | 21.72 | 21.65 | 21.91 |
| | | 1 | 99 | 21.78 | 21.71 | 21.94 |
| | | 50 | 0 | 20.72 | 20.72 | 21.08 |
| | | 50 | 25 | 20.79 | 20.72 | 21.09 |
| | | 50 | 50 | 20.88 | 20.92 | 21.08 |
| | | 100 | 0 | 20.80 | 20.94 | 21.16 |
| | 64QAM | 1 | 0 | 20.59 | 20.65 | 20.89 |
| | | 1 | 50 | 20.54 | 20.62 | 20.82 |
| | | 1 | 99 | 20.58 | 20.70 | 20.86 |
| | | 50 | 0 | 19.77 | 19.89 | 20.02 |
| | | 50 | 25 | 19.84 | 19.86 | 20.13 |
| | | 50 | 50 | 19.83 | 19.94 | 20.20 |
| | | 100 | 0 | 19.80 | 19.79 | 20.04 |
| | 256QAM | 1 | 0 | 17.99 | 17.98 | 18.27 |
| | | 1 | 50 | 17.98 | 17.91 | 18.27 |
| | | 1 | 99 | 18.01 | 18.02 | 18.16 |
| | | 50 | 0 | 17.90 | 18.07 | 18.25 |
| | | 50 | 25 | 17.86 | 17.95 | 18.17 |
| | | 50 | 50 | 17.86 | 17.94 | 18.18 |
| | | 100 | 0 | 17.93 | 17.97 | 18.17 |

| BW | Modulation | Channel | | 39725 | 40620 | 41515 |
|---|---|---|---|---|---|---|
| | | Frequency (MHz) | | 2503.5 | 2593 | 2682.5 |
| 15M | QPSK | 1 | 0 | 22.70 | 22.85 | 23.04 |
| | | 1 | 37 | 22.73 | 22.65 | 22.95 |
| | | 1 | 74 | 22.85 | 22.74 | 23.01 |
| | | 36 | 0 | 21.76 | 21.64 | 21.96 |
| | | 36 | 19 | 21.69 | 21.69 | 22.10 |
| | | 36 | 39 | 21.64 | 21.68 | 21.90 |
| | | 75 | 0 | 21.75 | 21.67 | 21.97 |
| | 16QAM | 1 | 0 | 21.73 | 21.69 | 21.88 |
| | | 1 | 37 | 21.65 | 21.50 | 21.87 |
| | | 1 | 74 | 21.69 | 21.70 | 21.87 |
| | | 36 | 0 | 20.66 | 20.60 | 21.06 |
| | | 36 | 19 | 20.65 | 20.64 | 20.99 |
| | | 36 | 39 | 20.80 | 20.86 | 21.05 |
| | | 75 | 0 | 20.78 | 20.87 | 21.15 |
| | 64QAM | 1 | 0 | 20.58 | 20.51 | 20.88 |
| | | 1 | 37 | 20.52 | 20.54 | 20.67 |
| | | 1 | 74 | 20.49 | 20.68 | 20.79 |
| | | 36 | 0 | 19.65 | 19.75 | 19.93 |
| | | 36 | 19 | 19.82 | 19.73 | 20.04 |
| | | 36 | 39 | 19.69 | 19.80 | 20.05 |
| | | 75 | 0 | 19.69 | 19.78 | 20.01 |
| | 256QAM | 1 | 0 | 17.88 | 17.97 | 18.12 |
| | | 1 | 37 | 17.86 | 17.90 | 18.22 |
| | | 1 | 74 | 17.90 | 17.92 | 18.07 |
| | | 36 | 0 | 17.81 | 18.06 | 18.17 |
| | | 36 | 19 | 17.83 | 17.88 | 18.10 |
| | | 36 | 39 | 17.84 | 17.80 | 18.15 |
| | | 75 | 0 | 17.83 | 17.83 | 18.03 |

| BW | Modulation | Channel | | 39700 | 40620 | 41540 |
|---|---|---|---|---|---|---|
| | | Frequency (MHz) | | 2501 | 2593 | 2685 |
| 10M | QPSK | 1 | 0 | 22.72 | 22.75 | 23.16 |
| | | 1 | 24 | 22.73 | 22.74 | 22.90 |
| | | 1 | 49 | 22.75 | 22.83 | 23.11 |
| | | 25 | 0 | 21.76 | 21.72 | 21.87 |
| | | 25 | 12 | 21.63 | 21.70 | 22.05 |
| | | 25 | 25 | 21.73 | 21.70 | 21.91 |
| | | 50 | 0 | 21.69 | 21.60 | 21.93 |
| | 16QAM | 1 | 0 | 21.74 | 21.64 | 21.94 |
| | | 1 | 24 | 21.69 | 21.63 | 21.77 |
| | | 1 | 49 | 21.64 | 21.65 | 21.91 |
| | | 25 | 0 | 20.58 | 20.60 | 21.00 |
| | | 25 | 12 | 20.66 | 20.68 | 20.95 |
| | | 25 | 25 | 20.74 | 20.89 | 20.94 |
| | | 50 | 0 | 20.74 | 20.91 | 21.15 |
| | 64QAM | 1 | 0 | 20.45 | 20.51 | 20.79 |
| | | 1 | 24 | 20.39 | 20.58 | 20.72 |
| | | 1 | 49 | 20.57 | 20.65 | 20.76 |
| | | 25 | 0 | 19.64 | 19.77 | 19.97 |
| | | 25 | 12 | 19.79 | 19.78 | 20.04 |
| | | 25 | 25 | 19.73 | 19.80 | 20.12 |
| | | 50 | 0 | 19.65 | 19.68 | 19.93 |
| | 256QAM | 1 | 0 | 17.96 | 17.84 | 18.13 |
| | | 1 | 24 | 17.85 | 17.86 | 18.22 |
| | | 1 | 49 | 17.96 | 17.95 | 18.09 |
| | | 25 | 0 | 17.84 | 18.04 | 18.16 |
| | | 25 | 12 | 17.71 | 17.86 | 18.14 |
| | | 25 | 25 | 17.79 | 17.80 | 18.16 |
| | | 50 | 0 | 17.78 | 17.86 | 18.11 |

| BW | Modulation | Channel | | 39675 | 40620 | 41565 |
|---|---|---|---|---|---|---|
| | | Frequency (MHz) | | 2498.5 | 2593 | 2687.5 |
| 5M | QPSK | 1 | 0 | 22.77 | 22.87 | 23.04 |
| | | 1 | 12 | 22.76 | 22.78 | 22.98 |
| | | 1 | 24 | 22.84 | 22.71 | 23.10 |
| | | 12 | 0 | 21.82 | 21.66 | 21.96 |
| | | 12 | 6 | 21.70 | 21.74 | 22.10 |
| | | 12 | 13 | 21.73 | 21.76 | 21.88 |
| | | 25 | 0 | 21.80 | 21.63 | 22.01 |
| | 16QAM | 1 | 0 | 21.71 | 21.68 | 21.96 |
| | | 1 | 12 | 21.63 | 21.55 | 21.84 |
| | | 1 | 24 | 21.68 | 21.64 | 21.86 |
| | | 12 | 0 | 20.58 | 20.67 | 21.06 |
| | | 12 | 6 | 20.75 | 20.65 | 21.02 |
| | | 12 | 13 | 20.84 | 20.77 | 20.93 |
| | | 25 | 0 | 20.68 | 20.81 | 21.07 |
| | 64QAM | 1 | 0 | 20.54 | 20.61 | 20.83 |
| | | 1 | 12 | 20.52 | 20.60 | 20.79 |
| | | 1 | 24 | 20.43 | 20.58 | 20.78 |
| | | 12 | 0 | 19.72 | 19.85 | 19.91 |
| | | 12 | 6 | 19.77 | 19.79 | 20.06 |
| | | 12 | 13 | 19.77 | 19.81 | 20.11 |
| | | 25 | 0 | 19.70 | 19.64 | 19.90 |
| | 256QAM | 1 | 0 | 17.92 | 17.97 | 18.18 |
| | | 1 | 12 | 17.88 | 17.90 | 18.25 |
| | | 1 | 24 | 17.98 | 17.91 | 18.01 |
| | | 12 | 0 | 17.88 | 17.99 | 18.14 |
| | | 12 | 6 | 17.78 | 17.93 | 18.14 |
| | | 12 | 13 | 17.81 | 17.89 | 18.13 |
| | | 25 | 0 | 17.83 | 17.93 | 18.03 |

| LTE Band 42 FCC Part27Q (Ant7) | | | | | | |
|---|---|---|---|---|---|---|
| BW | MCS Index | RB Size | RB Offset | Low | Mid | High |
| | | Channel | | 42190 | 42590 | 42990 |
| | | Frequence (MHz) | | 3460 | 3500 | 3540 |
| 20M | QPSK | 1 | 0 | 22.62 | **22.83** | 22.73 |
| | | 1 | 50 | 22.60 | 22.73 | 22.68 |
| | | 1 | 99 | 22.57 | 22.72 | 22.50 |
| | | 50 | 0 | 21.74 | 21.81 | 21.79 |
| | | 50 | 25 | 21.72 | 21.73 | 21.52 |
| | | 50 | 50 | 21.57 | 21.80 | 21.66 |
| | | 100 | 0 | 21.61 | 21.70 | 21.59 |
| | 16QAM | 1 | 0 | 21.33 | 21.51 | 21.37 |
| | | 1 | 50 | 21.35 | 21.43 | 21.24 |
| | | 1 | 99 | 21.22 | 21.33 | 21.26 |
| | | 50 | 0 | 20.63 | 20.76 | 20.65 |
| | | 50 | 25 | 20.66 | 20.71 | 20.66 |
| | | 50 | 50 | 20.64 | 20.79 | 20.46 |
| | | 100 | 0 | 20.76 | 20.84 | 20.72 |
| | 64QAM | 1 | 0 | 20.26 | 20.45 | 20.30 |
| | | 1 | 50 | 20.39 | 20.49 | 20.32 |
| | | 1 | 99 | 20.20 | 20.37 | 20.26 |
| | | 50 | 0 | 19.83 | 19.92 | 19.90 |
| | | 50 | 25 | 19.82 | 19.81 | 19.82 |
| | | 50 | 50 | 19.61 | 19.81 | 19.73 |
| | | 100 | 0 | 19.67 | 19.75 | 19.74 |
| | 256QAM | 1 | 0 | 17.71 | 17.88 | 17.66 |
| | | 1 | 50 | 17.59 | 17.82 | 17.61 |
| | | 1 | 99 | 17.73 | 17.77 | 17.65 |
| | | 50 | 0 | 17.73 | 17.81 | 17.70 |
| | | 50 | 25 | 17.67 | 17.96 | 17.80 |
| | | 50 | 50 | 17.68 | 17.85 | 17.67 |
| | | 100 | 0 | 17.80 | 17.78 | 17.74 |

| BW | MCS Index | Channel | | 42165 | 42590 | 43015 |
|---|---|---|---|---|---|---|
| | | Frequence (MHz) | | 3457.5 | 3500 | 3542.5 |
| 15M | QPSK | 1 | 0 | 22.48 | 22.73 | 22.71 |
| | | 1 | 37 | 22.48 | 22.63 | 22.56 |
| | | 1 | 74 | 22.48 | 22.62 | 22.45 |
| | | 36 | 0 | 21.57 | 21.71 | 21.70 |
| | | 36 | 19 | 21.65 | 21.72 | 21.45 |
| | | 36 | 39 | 21.53 | 21.68 | 21.62 |
| | | 75 | 0 | 21.50 | 21.60 | 21.48 |
| | 16QAM | 1 | 0 | 21.21 | 21.49 | 21.36 |
| | | 1 | 37 | 21.24 | 21.29 | 21.17 |
| | | 1 | 74 | 21.13 | 21.20 | 21.22 |
| | | 36 | 0 | 20.61 | 20.67 | 20.54 |
| | | 36 | 19 | 20.58 | 20.61 | 20.57 |
| | | 36 | 39 | 20.59 | 20.75 | 20.45 |
| | | 75 | 0 | 20.61 | 20.80 | 20.57 |
| | 64QAM | 1 | 0 | 20.17 | 20.30 | 20.29 |
| | | 1 | 37 | 20.28 | 20.39 | 20.30 |
| | | 1 | 74 | 20.08 | 20.35 | 20.17 |
| | | 36 | 0 | 19.68 | 19.79 | 19.80 |
| | | 36 | 19 | 19.78 | 19.66 | 19.76 |
| | | 36 | 39 | 19.57 | 19.80 | 19.63 |
| | | 75 | 0 | 19.63 | 19.69 | 19.71 |
| | 256QAM | 1 | 0 | 17.56 | 17.78 | 17.65 |
| | | 1 | 37 | 17.55 | 17.73 | 17.54 |
| | | 1 | 74 | 17.70 | 17.71 | 17.52 |
| | | 36 | 0 | 17.60 | 17.66 | 17.60 |
| | | 36 | 19 | 17.64 | 17.83 | 17.77 |
| | | 36 | 39 | 17.65 | 17.81 | 17.65 |
| | | 75 | 0 | 17.76 | 17.73 | 17.70 |

| BW | MCS Index | Channel | | 42140 | 42590 | 43040 |
|---|---|---|---|---|---|---|
| | | Frequence (MHz) | | 3455 | 3500 | 3545 |
| 10M | QPSK | 1 | 0 | 22.52 | 22.71 | 22.60 |
| | | 1 | 24 | 22.47 | 22.72 | 22.66 |
| | | 1 | 49 | 22.51 | 22.61 | 22.36 |
| | | 25 | 0 | 21.50 | 21.78 | 21.70 |
| | | 25 | 12 | 21.58 | 21.60 | 21.48 |
| | | 25 | 25 | 21.54 | 21.76 | 21.59 |
| | | 50 | 0 | 21.59 | 21.67 | 21.46 |
| | 16QAM | 1 | 0 | 21.25 | 21.45 | 21.36 |
| | | 1 | 24 | 21.32 | 21.36 | 21.20 |
| | | 1 | 49 | 21.12 | 21.23 | 21.21 |
| | | 25 | 0 | 20.54 | 20.68 | 20.61 |
| | | 25 | 12 | 20.54 | 20.64 | 20.63 |
| | | 25 | 25 | 20.62 | 20.74 | 20.37 |
| | | 50 | 0 | 20.68 | 20.70 | 20.62 |
| | 64QAM | 1 | 0 | 20.24 | 20.33 | 20.19 |
| | | 1 | 24 | 20.37 | 20.42 | 20.20 |
| | | 1 | 49 | 20.05 | 20.32 | 20.22 |
| | | 25 | 0 | 19.73 | 19.87 | 19.79 |
| | | 25 | 12 | 19.70 | 19.67 | 19.80 |
| | | 25 | 25 | 19.50 | 19.78 | 19.63 |
| | | 50 | 0 | 19.60 | 19.61 | 19.69 |
| | 256QAM | 1 | 0 | 17.69 | 17.73 | 17.65 |
| | | 1 | 24 | 17.48 | 17.80 | 17.56 |
| | | 1 | 49 | 17.68 | 17.66 | 17.58 |
| | | 25 | 0 | 17.66 | 17.77 | 17.60 |
| | | 25 | 12 | 17.64 | 17.91 | 17.71 |
| | | 25 | 25 | 17.63 | 17.73 | 17.65 |
| | | 50 | 0 | 17.67 | 17.70 | 17.62 |

| BW | MCS Index | Channel | | 42115 | 42590 | 43065 |
|---|---|---|---|---|---|---|
| | | Frequence (MHz) | | 3452.5 | 3500 | 3547.5 |
| 5M | QPSK | 1 | 0 | 22.60 | 22.73 | 22.69 |
| | | 1 | 12 | 22.54 | 22.69 | 22.62 |
| | | 1 | 24 | 22.51 | 22.67 | 22.43 |
| | | 12 | 0 | 21.62 | 21.80 | 21.71 |
| | | 12 | 6 | 21.68 | 21.66 | 21.49 |
| | | 12 | 13 | 21.46 | 21.70 | 21.51 |
| | | 25 | 0 | 21.54 | 21.64 | 21.51 |
| | 16QAM | 1 | 0 | 21.21 | 21.37 | 21.23 |
| | | 1 | 12 | 21.33 | 21.34 | 21.11 |
| | | 1 | 24 | 21.21 | 21.21 | 21.23 |
| | | 12 | 0 | 20.49 | 20.74 | 20.64 |
| | | 12 | 6 | 20.52 | 20.66 | 20.51 |
| | | 12 | 13 | 20.51 | 20.75 | 20.40 |
| | | 25 | 0 | 20.68 | 20.77 | 20.59 |
| | 64QAM | 1 | 0 | 20.17 | 20.35 | 20.18 |
| | | 1 | 12 | 20.38 | 20.39 | 20.25 |
| | | 1 | 24 | 20.15 | 20.34 | 20.11 |
| | | 12 | 0 | 19.79 | 19.85 | 19.75 |
| | | 12 | 6 | 19.78 | 19.67 | 19.76 |
| | | 12 | 13 | 19.53 | 19.79 | 19.65 |
| | | 25 | 0 | 19.53 | 19.63 | 19.60 |
| | 256QAM | 1 | 0 | 17.58 | 17.78 | 17.53 |
| | | 1 | 12 | 17.55 | 17.75 | 17.48 |
| | | 1 | 24 | 17.61 | 17.72 | 17.58 |
| | | 12 | 0 | 17.62 | 17.68 | 17.63 |
| | | 12 | 6 | 17.60 | 17.85 | 17.72 |
| | | 12 | 13 | 17.58 | 17.73 | 17.56 |
| | | 25 | 0 | 17.76 | 17.77 | 17.64 |

| LTE Band 66 (Ant1) | | | | | | |
|---|---|---|---|---|---|---|
| BW | Modulation | RB Size | RB Offset | Low | Mid | High |
| | | Channel | | 132072 | 132322 | 132572 |
| | | Frequency (MHz) | | 1720 | 1745 | 1770 |
| 20M | QPSK | 1 | 0 | 22.87 | 22.70 | **22.93** |
| | | 1 | 50 | 22.71 | 22.60 | 22.84 |
| | | 1 | 99 | 22.79 | 22.61 | 22.71 |
| | | 50 | 0 | 21.90 | 21.88 | 21.90 |
| | | 50 | 25 | 21.90 | 21.88 | 21.90 |
| | | 50 | 50 | 21.90 | 21.88 | 21.90 |
| | | 100 | 0 | 21.79 | 21.80 | 21.94 |
| | 16QAM | 1 | 0 | 22.33 | 22.35 | 22.41 |
| | | 1 | 50 | 22.22 | 22.07 | 22.26 |
| | | 1 | 99 | 22.24 | 22.24 | 22.24 |
| | | 50 | 0 | 21.04 | 20.81 | 21.03 |
| | | 50 | 25 | 20.96 | 21.03 | 21.05 |
| | | 50 | 50 | 20.93 | 20.97 | 21.00 |
| | | 100 | 0 | 21.06 | 20.96 | 21.02 |
| | 64QAM | 1 | 0 | 21.06 | 21.01 | 21.11 |
| | | 1 | 50 | 21.18 | 21.04 | 21.24 |
| | | 1 | 99 | 20.96 | 21.05 | 21.09 |
| | | 50 | 0 | 19.99 | 19.90 | 20.01 |
| | | 50 | 25 | 20.08 | 19.92 | 20.17 |
| | | 50 | 50 | 19.96 | 19.85 | 19.94 |
| | | 100 | 0 | 20.06 | 20.02 | 20.13 |
| | 256QAM | 1 | 0 | 17.88 | 17.75 | 17.99 |
| | | 1 | 50 | 17.82 | 17.82 | 17.91 |
| | | 1 | 99 | 17.94 | 17.77 | 17.99 |
| | | 50 | 0 | 17.91 | 17.86 | 17.94 |
| | | 50 | 25 | 17.94 | 17.90 | 18.07 |
| | | 50 | 50 | 17.84 | 17.81 | 17.94 |
| | | 100 | 0 | 17.87 | 17.73 | 17.83 |

| BW | Modulation | Channel | | 132047 | 132322 | 132597 |
|---|---|---|---|---|---|---|
| | | Frequency (MHz) | | 1717.5 | 1745 | 1772.5 |
| 15M | QPSK | 1 | 0 | 22.76 | 22.57 | 22.91 |
| | | 1 | 37 | 22.59 | 22.59 | 22.81 |
| | | 1 | 74 | 22.74 | 22.47 | 22.59 |
| | | 36 | 0 | 21.87 | 21.75 | 21.83 |
| | | 36 | 19 | 21.87 | 21.98 | 22.02 |
| | | 36 | 39 | 21.87 | 21.62 | 22.01 |
| | | 75 | 0 | 21.68 | 21.75 | 21.90 |
| | 16QAM | 1 | 0 | 22.21 | 22.24 | 22.34 |
| | | 1 | 37 | 22.12 | 21.93 | 22.12 |
| | | 1 | 74 | 22.13 | 22.19 | 22.13 |
| | | 36 | 0 | 20.99 | 20.66 | 20.97 |
| | | 36 | 19 | 20.83 | 20.96 | 20.99 |
| | | 36 | 39 | 20.84 | 20.94 | 20.97 |
| | | 75 | 0 | 20.99 | 20.90 | 20.93 |
| | 64QAM | 1 | 0 | 20.94 | 20.90 | 21.01 |
| | | 1 | 37 | 21.17 | 20.90 | 21.10 |
| | | 1 | 74 | 20.85 | 21.01 | 20.97 |
| | | 36 | 0 | 19.97 | 19.83 | 19.92 |
| | | 36 | 19 | 20.04 | 19.86 | 20.16 |
| | | 36 | 39 | 19.85 | 19.80 | 19.81 |
| | | 75 | 0 | 19.96 | 19.97 | 20.07 |
| | 256QAM | 1 | 0 | 17.73 | 17.69 | 17.88 |
| | | 1 | 37 | 17.78 | 17.81 | 17.90 |
| | | 1 | 74 | 17.91 | 17.74 | 17.88 |
| | | 36 | 0 | 17.77 | 17.71 | 17.89 |
| | | 36 | 19 | 17.82 | 17.78 | 17.98 |
| | | 36 | 39 | 17.83 | 17.72 | 17.80 |
| | | 75 | 0 | 17.78 | 17.61 | 17.76 |

| BW | Modulation | Channel | | 132022 | 132322 | 132622 |
|---|---|---|---|---|---|---|
| | | Frequency (MHz) | | 1715 | 1745 | 1775 |
| 10M | QPSK | 1 | 0 | 22.76 | 22.55 | 22.86 |
| | | 1 | 24 | 22.64 | 22.45 | 22.81 |
| | | 1 | 49 | 22.71 | 22.49 | 22.59 |
| | | 25 | 0 | 21.78 | 21.77 | 21.75 |
| | | 25 | 12 | 21.95 | 21.87 | 21.96 |
| | | 25 | 25 | 21.87 | 21.65 | 21.91 |
| | | 50 | 0 | 21.72 | 21.70 | 21.81 |
| | 16QAM | 1 | 0 | 22.19 | 22.31 | 22.34 |
| | | 1 | 24 | 22.16 | 21.95 | 22.11 |
| | | 1 | 49 | 22.19 | 22.22 | 22.18 |
| | | 25 | 0 | 20.91 | 20.67 | 20.98 |
| | | 25 | 12 | 20.94 | 21.00 | 21.00 |
| | | 25 | 25 | 20.79 | 20.90 | 20.88 |
| | | 50 | 0 | 21.00 | 20.95 | 21.01 |
| | 64QAM | 1 | 0 | 20.94 | 20.88 | 21.03 |
| | | 1 | 24 | 21.13 | 20.98 | 21.11 |
| | | 1 | 49 | 20.91 | 21.01 | 20.99 |
| | | 25 | 0 | 19.88 | 19.88 | 19.94 |
| | | 25 | 12 | 19.94 | 19.88 | 20.11 |
| | | 25 | 25 | 19.81 | 19.75 | 19.84 |
| | | 50 | 0 | 20.03 | 19.90 | 20.10 |
| | 256QAM | 1 | 0 | 17.76 | 17.62 | 17.96 |
| | | 1 | 24 | 17.70 | 17.79 | 17.87 |
| | | 1 | 49 | 17.81 | 17.65 | 17.97 |
| | | 25 | 0 | 17.77 | 17.82 | 17.82 |
| | | 25 | 12 | 17.88 | 17.79 | 18.01 |
| | | 25 | 25 | 17.79 | 17.80 | 17.87 |
| | | 50 | 0 | 17.78 | 17.59 | 17.82 |

| BW | Modulation | Channel | | 131997 | 132322 | 132647 |
|---|---|---|---|---|---|---|
| | | Frequency (MHz) | | 1712.5 | 1745 | 1777.5 |
| 5M | QPSK | 1 | 0 | 22.86 | 22.57 | 22.86 |
| | | 1 | 12 | 22.60 | 22.48 | 22.83 |
| | | 1 | 24 | 22.65 | 22.55 | 22.61 |
| | | 12 | 0 | 21.80 | 21.75 | 21.86 |
| | | 12 | 6 | 21.81 | 21.86 | 21.93 |
| | | 12 | 13 | 21.81 | 21.70 | 21.91 |
| | | 25 | 0 | 21.68 | 21.73 | 21.91 |
| | 16QAM | 1 | 0 | 22.28 | 22.21 | 22.31 |
| | | 1 | 12 | 22.19 | 22.04 | 22.17 |
| | | 1 | 24 | 22.09 | 22.16 | 22.14 |
| | | 12 | 0 | 20.94 | 20.76 | 21.01 |
| | | 12 | 6 | 20.86 | 20.98 | 20.99 |
| | | 12 | 13 | 20.82 | 20.93 | 20.89 |
| | | 25 | 0 | 20.92 | 20.84 | 20.96 |
| | 64QAM | 1 | 0 | 20.97 | 20.92 | 21.10 |
| | | 1 | 12 | 21.15 | 20.93 | 21.22 |
| | | 1 | 24 | 20.81 | 20.96 | 20.94 |
| | | 12 | 0 | 19.87 | 19.82 | 19.96 |
| | | 12 | 6 | 19.95 | 19.81 | 20.11 |
| | | 12 | 13 | 19.83 | 19.76 | 19.91 |
| | | 25 | 0 | 19.99 | 19.89 | 20.10 |
| | 256QAM | 1 | 0 | 17.84 | 17.65 | 17.86 |
| | | 1 | 12 | 17.70 | 17.78 | 17.83 |
| | | 1 | 24 | 17.90 | 17.71 | 17.93 |
| | | 12 | 0 | 17.81 | 17.76 | 17.85 |
| | | 12 | 6 | 17.87 | 17.88 | 17.95 |
| | | 12 | 13 | 17.81 | 17.68 | 17.85 |
| | | 25 | 0 | 17.72 | 17.69 | 17.81 |

| BW | Modulation | Channel | | 131987 | 132322 | 132657 |
|---|---|---|---|---|---|---|
| | | Frequency (MHz) | | 1711.5 | 1745 | 1778.5 |
| 3M | QPSK | 1 | 0 | 22.85 | 22.66 | 22.87 |
| | | 1 | 7 | 22.63 | 22.57 | 22.78 |
| | | 1 | 14 | 22.78 | 22.52 | 22.70 |
| | | 8 | 0 | 21.82 | 21.84 | 21.88 |
| | | 8 | 3 | 21.82 | 21.95 | 22.02 |
| | | 8 | 7 | 21.81 | 21.74 | 21.88 |
| | | 15 | 0 | 21.68 | 21.66 | 21.90 |
| | 16QAM | 1 | 0 | 22.23 | 22.23 | 22.40 |
| | | 1 | 7 | 22.13 | 21.93 | 22.12 |
| | | 1 | 14 | 22.12 | 22.12 | 22.14 |
| | | 8 | 0 | 21.01 | 20.71 | 20.93 |
| | | 8 | 3 | 20.94 | 20.96 | 21.00 |
| | | 8 | 7 | 20.87 | 20.93 | 20.96 |
| | | 15 | 0 | 20.96 | 20.93 | 20.99 |
| | 64QAM | 1 | 0 | 21.02 | 20.90 | 21.03 |
| | | 1 | 7 | 21.07 | 20.93 | 21.20 |
| | | 1 | 14 | 20.83 | 20.99 | 20.97 |
| | | 8 | 0 | 19.90 | 19.76 | 19.96 |
| | | 8 | 3 | 20.01 | 19.91 | 20.03 |
| | | 8 | 7 | 19.87 | 19.73 | 19.81 |
| | | 15 | 0 | 19.92 | 19.92 | 20.09 |
| | 256QAM | 1 | 0 | 17.77 | 17.66 | 17.86 |
| | | 1 | 7 | 17.76 | 17.68 | 17.85 |
| | | 1 | 14 | 17.86 | 17.63 | 17.96 |
| | | 8 | 0 | 17.86 | 17.83 | 17.90 |
| | | 8 | 3 | 17.87 | 17.89 | 18.01 |
| | | 8 | 7 | 17.77 | 17.68 | 17.79 |
| | | 15 | 0 | 17.73 | 17.72 | 17.70 |

| BW | Modulation | Channel | | 131979 | 132322 | 132665 |
|---|---|---|---|---|---|---|
| | | Frequency (MHz) | | 1710.7 | 1745 | 1779.3 |
| 1.4M | QPSK | 1 | 0 | 22.73 | 22.67 | 22.92 |
| | | 1 | 2 | 22.66 | 22.48 | 22.73 |
| | | 1 | 5 | 22.78 | 22.60 | 22.60 |
| | | 3 | 0 | 22.56 | 22.52 | 22.55 |
| | | 3 | 1 | 22.59 | 22.54 | 22.64 |
| | | 3 | 3 | 22.59 | 22.32 | 22.67 |
| | | 6 | 0 | 21.74 | 21.72 | 21.85 |
| | 16QAM | 1 | 0 | 22.18 | 22.32 | 22.26 |
| | | 1 | 2 | 22.15 | 21.94 | 22.24 |
| | | 1 | 5 | 22.17 | 22.19 | 22.12 |
| | | 3 | 0 | 21.92 | 21.68 | 21.94 |
| | | 3 | 1 | 21.82 | 21.90 | 21.99 |
| | | 3 | 3 | 21.87 | 21.89 | 21.97 |
| | | 6 | 0 | 20.96 | 20.81 | 20.87 |
| | 64QAM | 1 | 0 | 20.99 | 20.98 | 20.98 |
| | | 1 | 2 | 21.06 | 20.93 | 21.19 |
| | | 1 | 5 | 20.86 | 21.00 | 20.98 |
| | | 3 | 0 | 20.88 | 20.87 | 20.92 |
| | | 3 | 1 | 21.00 | 20.77 | 21.04 |
| | | 3 | 3 | 20.95 | 20.79 | 20.89 |
| | | 6 | 0 | 19.99 | 19.99 | 20.05 |
| | 256QAM | 1 | 0 | 17.79 | 17.61 | 17.95 |
| | | 1 | 2 | 17.75 | 17.71 | 17.85 |
| | | 1 | 5 | 17.86 | 17.66 | 17.96 |
| | | 3 | 0 | 17.78 | 17.83 | 17.84 |
| | | 3 | 1 | 17.87 | 17.81 | 18.01 |
| | | 3 | 3 | 17.80 | 17.73 | 17.88 |
| | | 6 | 0 | 17.83 | 17.68 | 17.81 |

**EIRP**

| LTE B4 1.4M QPSK | | | | | | |
|---|---|---|---|---|---|---|
| Channel | Frequency (MHz) | Conducted Power (dBm) | Gain (dBi) | EIRP (dBm) | EIRP (mW) | Limit (W) |
| 19957 | 1710.7 | 22.72 | 0.6 | 23.32 | 214.78 | 1 |
| 20175 | 1732.5 | 22.71 | 0.6 | 23.31 | 214.29 | 1 |
| 20393 | 1754.3 | 22.61 | 0.6 | 23.21 | 209.41 | 1 |

| LTE B4 1.4M 16QAM | | | | | | |
|---|---|---|---|---|---|---|
| Channel | Frequency (MHz) | Conducted Power (dBm) | Gain (dBi) | EIRP (dBm) | EIRP (mW) | Limit (W) |
| 19957 | 1710.7 | 22.21 | 0.6 | 22.81 | 190.99 | 1 |
| 20175 | 1732.5 | 22.12 | 0.6 | 22.72 | 187.07 | 1 |
| 20393 | 1754.3 | 22.21 | 0.6 | 22.81 | 190.99 | 1 |

| LTE B4 1.4M 64QAM | | | | | | |
|---|---|---|---|---|---|---|
| Channel | Frequency (MHz) | Conducted Power (dBm) | Gain (dBi) | EIRP (dBm) | EIRP (mW) | Limit (W) |
| 19957 | 1710.7 | 20.91 | 0.6 | 21.51 | 141.58 | 1 |
| 20175 | 1732.5 | 20.76 | 0.6 | 21.36 | 136.77 | 1 |
| 20393 | 1754.3 | 21.12 | 0.6 | 21.72 | 148.59 | 1 |

| LTE B4 1.4M 256QAM | | | | | | |
|---|---|---|---|---|---|---|
| Channel | Frequency (MHz) | Conducted Power (dBm) | Gain (dBi) | EIRP (dBm) | EIRP (mW) | Limit (W) |
| 19957 | 1710.7 | 17.96 | 0.6 | 18.56 | 71.78 | 1 |
| 20175 | 1732.5 | 17.84 | 0.6 | 18.44 | 69.82 | 1 |
| 20393 | 1754.3 | 17.9 | 0.6 | 18.5 | 70.79 | 1 |

| LTE B4 3M QPSK | | | | | | |
|---|---|---|---|---|---|---|
| Channel | Frequency (MHz) | Conducted Power (dBm) | Gain (dBi) | EIRP (dBm) | EIRP (mW) | Limit (W) |
| 19965 | 1711.5 | 22.75 | 0.6 | 23.35 | 216.27 | 1 |
| 20175 | 1732.5 | 22.62 | 0.6 | 23.22 | 209.89 | 1 |
| 20385 | 1753.5 | 22.6 | 0.6 | 23.2 | 208.93 | 1 |

| LTE B4 3M 16QAM | | | | | | |
|---|---|---|---|---|---|---|
| Channel | Frequency (MHz) | Conducted Power (dBm) | Gain (dBi) | EIRP (dBm) | EIRP (mW) | Limit (W) |
| 19965 | 1711.5 | 22.17 | 0.6 | 22.77 | 189.23 | 1 |
| 20175 | 1732.5 | 22.14 | 0.6 | 22.74 | 187.93 | 1 |
| 20385 | 1753.5 | 22.14 | 0.6 | 22.74 | 187.93 | 1 |

| LTE B4 3M 64QAM | | | | | | |
|---|---|---|---|---|---|---|
| Channel | Frequency (MHz) | Conducted Power (dBm) | Gain (dBi) | EIRP (dBm) | EIRP (mW) | Limit (W) |
| 19965 | 1711.5 | 20.92 | 0.6 | 21.52 | 141.91 | 1 |
| 20175 | 1732.5 | 20.79 | 0.6 | 21.39 | 137.72 | 1 |
| 20385 | 1753.5 | 21.02 | 0.6 | 21.62 | 145.21 | 1 |

| LTE B4 3M 256QAM | | | | | | |
|---|---|---|---|---|---|---|
| Channel | Frequency (MHz) | Conducted Power (dBm) | Gain (dBi) | EIRP (dBm) | EIRP (mW) | Limit (W) |
| 19965 | 1711.5 | 17.94 | 0.6 | 18.54 | 71.45 | 1 |
| 20175 | 1732.5 | 17.85 | 0.6 | 18.45 | 69.98 | 1 |
| 20385 | 1753.5 | 17.94 | 0.6 | 18.54 | 71.45 | 1 |

| LTE B4 5M QPSK | | | | | | |
|---|---|---|---|---|---|---|
| Channel | Frequency (MHz) | Conducted Power (dBm) | Gain (dBi) | EIRP (dBm) | EIRP (mW) | Limit (W) |
| 19975 | 1712.5 | 22.71 | 0.6 | 23.31 | 214.29 | 1 |
| 20175 | 1732.5 | 22.7 | 0.6 | 23.3 | 213.8 | 1 |
| 20375 | 1752.5 | 22.71 | 0.6 | 23.31 | 214.29 | 1 |

| LTE B4 5M 16QAM | | | | | | |
|---|---|---|---|---|---|---|
| Channel | Frequency (MHz) | Conducted Power (dBm) | Gain (dBi) | EIRP (dBm) | EIRP (mW) | Limit (W) |
| 19975 | 1712.5 | 22.16 | 0.6 | 22.76 | 188.8 | 1 |
| 20175 | 1732.5 | 22.1 | 0.6 | 22.7 | 186.21 | 1 |
| 20375 | 1752.5 | 22.11 | 0.6 | 22.71 | 186.64 | 1 |

| LTE B4 5M 64QAM | | | | | | |
|---|---|---|---|---|---|---|
| Channel | Frequency (MHz) | Conducted Power (dBm) | Gain (dBi) | EIRP (dBm) | EIRP (mW) | Limit (W) |
| 19975 | 1712.5 | 20.88 | 0.6 | 21.48 | 140.6 | 1 |
| 20175 | 1732.5 | 20.79 | 0.6 | 21.39 | 137.72 | 1 |
| 20375 | 1752.5 | 21.1 | 0.6 | 21.7 | 147.91 | 1 |

| LTE B4 5M 256QAM | | | | | | |
|---|---|---|---|---|---|---|
| Channel | Frequency (MHz) | Conducted Power (dBm) | Gain (dBi) | EIRP (dBm) | EIRP (mW) | Limit (W) |
| 19975 | 1712.5 | 17.91 | 0.6 | 18.51 | 70.96 | 1 |
| 20175 | 1732.5 | 17.75 | 0.6 | 18.35 | 68.39 | 1 |
| 20375 | 1752.5 | 17.86 | 0.6 | 18.46 | 70.15 | 1 |

| LTE B4 10M QPSK | | | | | | |
|---|---|---|---|---|---|---|
| Channel | Frequency (MHz) | Conducted Power (dBm) | Gain (dBi) | EIRP (dBm) | EIRP (mW) | Limit (W) |
| 20000 | 1715 | 22.75 | 0.6 | 23.35 | 216.27 | 1 |
| 20175 | 1732.5 | 22.62 | 0.6 | 23.22 | 209.89 | 1 |
| 20350 | 1750 | 22.69 | 0.6 | 23.29 | 213.3 | 1 |

| LTE B4 10M 16QAM | | | | | | |
|---|---|---|---|---|---|---|
| Channel | Frequency (MHz) | Conducted Power (dBm) | Gain (dBi) | EIRP (dBm) | EIRP (mW) | Limit (W) |
| 20000 | 1715 | 22.17 | 0.6 | 22.77 | 189.23 | 1 |
| 20175 | 1732.5 | 22.06 | 0.6 | 22.66 | 184.5 | 1 |
| 20350 | 1750 | 22.14 | 0.6 | 22.74 | 187.93 | 1 |

| LTE B4 10M 64QAM | | | | | | |
|---|---|---|---|---|---|---|
| Channel | Frequency (MHz) | Conducted Power (dBm) | Gain (dBi) | EIRP (dBm) | EIRP (mW) | Limit (W) |
| 20000 | 1715 | 20.86 | 0.6 | 21.46 | 139.96 | 1 |
| 20175 | 1732.5 | 20.87 | 0.6 | 21.47 | 140.28 | 1 |
| 20350 | 1750 | 20.99 | 0.6 | 21.59 | 144.21 | 1 |

| LTE B4 10M 256QAM | | | | | | |
|---|---|---|---|---|---|---|
| Channel | Frequency (MHz) | Conducted Power (dBm) | Gain (dBi) | EIRP (dBm) | EIRP (mW) | Limit (W) |
| 20000 | 1715 | 17.93 | 0.6 | 18.53 | 71.29 | 1 |
| 20175 | 1732.5 | 17.8 | 0.6 | 18.4 | 69.18 | 1 |
| 20350 | 1750 | 17.92 | 0.6 | 18.52 | 71.12 | 1 |

| LTE B4 15M QPSK | | | | | | |
|---|---|---|---|---|---|---|
| Channel | Frequency (MHz) | Conducted Power (dBm) | Gain (dBi) | EIRP (dBm) | EIRP (mW) | Limit (W) |
| 20025 | 1717.5 | 22.69 | 0.6 | 23.29 | 213.3 | 1 |
| 20175 | 1732.5 | 22.7 | 0.6 | 23.3 | 213.8 | 1 |
| 20325 | 1747.5 | 22.67 | 0.6 | 23.27 | 212.32 | 1 |

| LTE B4 15M 16QAM | | | | | | |
|---|---|---|---|---|---|---|
| Channel | Frequency (MHz) | Conducted Power (dBm) | Gain (dBi) | EIRP (dBm) | EIRP (mW) | Limit (W) |
| 20025 | 1717.5 | 22.17 | 0.6 | 22.77 | 189.23 | 1 |
| 20175 | 1732.5 | 22.2 | 0.6 | 22.8 | 190.55 | 1 |
| 20325 | 1747.5 | 22.14 | 0.6 | 22.74 | 187.93 | 1 |

| LTE B4 15M 64QAM | | | | | | |
|---|---|---|---|---|---|---|
| Channel | Frequency (MHz) | Conducted Power (dBm) | Gain (dBi) | EIRP (dBm) | EIRP (mW) | Limit (W) |
| 20025 | 1717.5 | 20.9 | 0.6 | 21.5 | 141.25 | 1 |
| 20175 | 1732.5 | 20.86 | 0.6 | 21.46 | 139.96 | 1 |
| 20325 | 1747.5 | 21.04 | 0.6 | 21.64 | 145.88 | 1 |

| LTE B4 15M 256QAM | | | | | | |
|---|---|---|---|---|---|---|
| Channel | Frequency (MHz) | Conducted Power (dBm) | Gain (dBi) | EIRP (dBm) | EIRP (mW) | Limit (W) |
| 20025 | 1717.5 | 17.89 | 0.6 | 18.49 | 70.63 | 1 |
| 20175 | 1732.5 | 17.76 | 0.6 | 18.36 | 68.55 | 1 |
| 20325 | 1747.5 | 17.95 | 0.6 | 18.55 | 71.61 | 1 |

| LTE B4 20M QPSK | | | | | | |
|---|---|---|---|---|---|---|
| Channel | Frequency (MHz) | Conducted Power (dBm) | Gain (dBi) | EIRP (dBm) | EIRP (mW) | Limit (W) |
| 20050 | 1720 | 22.84 | 0.6 | 23.44 | 220.8 | 1 |
| 20175 | 1732.5 | 22.75 | 0.6 | 23.35 | 216.27 | 1 |
| 20300 | 1745 | 22.74 | 0.6 | 23.34 | 215.77 | 1 |

| LTE B4 20M 16QAM | | | | | | |
|---|---|---|---|---|---|---|
| Channel | Frequency (MHz) | Conducted Power (dBm) | Gain (dBi) | EIRP (dBm) | EIRP (mW) | Limit (W) |
| 20050 | 1720 | 22.31 | 0.6 | 22.91 | 195.43 | 1 |
| 20175 | 1732.5 | 22.21 | 0.6 | 22.81 | 190.99 | 1 |
| 20300 | 1745 | 22.23 | 0.6 | 22.83 | 191.87 | 1 |

| LTE B4 20M 64QAM | | | | | | |
|---|---|---|---|---|---|---|
| Channel | Frequency (MHz) | Conducted Power (dBm) | Gain (dBi) | EIRP (dBm) | EIRP (mW) | Limit (W) |
| 20050 | 1720 | 20.97 | 0.6 | 21.57 | 143.55 | 1 |
| 20175 | 1732.5 | 20.9 | 0.6 | 21.5 | 141.25 | 1 |
| 20300 | 1745 | 21.13 | 0.6 | 21.73 | 148.94 | 1 |

| LTE B4 20M 256QAM | | | | | | |
|---|---|---|---|---|---|---|
| Channel | Frequency (MHz) | Conducted Power (dBm) | Gain (dBi) | EIRP (dBm) | EIRP (mW) | Limit (W) |
| 20050 | 1720 | 17.98 | 0.6 | 18.58 | 72.11 | 1 |
| 20175 | 1732.5 | 17.86 | 0.6 | 18.46 | 70.15 | 1 |
| 20300 | 1745 | 17.96 | 0.6 | 18.56 | 71.78 | 1 |

| LTE B38 5M QPSK | | | | | | |
|---|---|---|---|---|---|---|
| Channel | Frequency (MHz) | Conducted Power (dBm) | Gain (dBi) | EIRP (dBm) | EIRP (mW) | Limit (W) |
| 37775 | 2572.5 | 22.79 | 0.3 | 23.09 | 203.7 | 2 |
| 38000 | 2595 | 22.89 | 0.3 | 23.19 | 208.45 | 2 |
| 38225 | 2617.5 | 22.96 | 0.3 | 23.26 | 211.84 | 2 |

| LTE B38 5M 16QAM | | | | | | |
|---|---|---|---|---|---|---|
| Channel | Frequency (MHz) | Conducted Power (dBm) | Gain (dBi) | EIRP (dBm) | EIRP (mW) | Limit (W) |
| 37775 | 2572.5 | 21.61 | 0.3 | 21.91 | 155.24 | 2 |
| 38000 | 2595 | 21.66 | 0.3 | 21.96 | 157.04 | 2 |
| 38225 | 2617.5 | 21.78 | 0.3 | 22.08 | 161.44 | 2 |

| LTE B38 5M 64QAM | | | | | | |
|---|---|---|---|---|---|---|
| Channel | Frequency (MHz) | Conducted Power (dBm) | Gain (dBi) | EIRP (dBm) | EIRP (mW) | Limit (W) |
| 37775 | 2572.5 | 20.51 | 0.3 | 20.81 | 120.5 | 2 |
| 38000 | 2595 | 20.48 | 0.3 | 20.78 | 119.67 | 2 |
| 38225 | 2617.5 | 20.65 | 0.3 | 20.95 | 124.45 | 2 |

| LTE B38 5M 256QAM | | | | | | |
|---|---|---|---|---|---|---|
| Channel | Frequency (MHz) | Conducted Power (dBm) | Gain (dBi) | EIRP (dBm) | EIRP (mW) | Limit (W) |
| 37775 | 2572.5 | 17.9 | 0.3 | 18.2 | 66.07 | 2 |
| 38000 | 2595 | 18.05 | 0.3 | 18.35 | 68.39 | 2 |
| 38225 | 2617.5 | 18.06 | 0.3 | 18.36 | 68.55 | 2 |

| LTE B38 10M QPSK | | | | | | |
|---|---|---|---|---|---|---|
| Channel | Frequency (MHz) | Conducted Power (dBm) | Gain (dBi) | EIRP (dBm) | EIRP (mW) | Limit (W) |
| 37800 | 2575 | 22.88 | 0.3 | 23.18 | 207.97 | 2 |
| 38000 | 2595 | 22.91 | 0.3 | 23.21 | 209.41 | 2 |
| 38200 | 2615 | 22.89 | 0.3 | 23.19 | 208.45 | 2 |

| LTE B38 10M 16QAM | | | | | | |
|---|---|---|---|---|---|---|
| Channel | Frequency (MHz) | Conducted Power (dBm) | Gain (dBi) | EIRP (dBm) | EIRP (mW) | Limit (W) |
| 37800 | 2575 | 21.62 | 0.3 | 21.92 | 155.6 | 2 |
| 38000 | 2595 | 21.68 | 0.3 | 21.98 | 157.76 | 2 |
| 38200 | 2615 | 21.89 | 0.3 | 22.19 | 165.58 | 2 |

| LTE B38 10M 64QAM | | | | | | |
|---|---|---|---|---|---|---|
| Channel | Frequency (MHz) | Conducted Power (dBm) | Gain (dBi) | EIRP (dBm) | EIRP (mW) | Limit (W) |
| 37800 | 2575 | 20.56 | 0.3 | 20.86 | 121.9 | 2 |
| 38000 | 2595 | 20.47 | 0.3 | 20.77 | 119.4 | 2 |
| 38200 | 2615 | 20.67 | 0.3 | 20.97 | 125.03 | 2 |

| LTE B38 10M 256QAM | | | | | | |
|---|---|---|---|---|---|---|
| Channel | Frequency (MHz) | Conducted Power (dBm) | Gain (dBi) | EIRP (dBm) | EIRP (mW) | Limit (W) |
| 37800 | 2575 | 17.84 | 0.3 | 18.14 | 65.16 | 2 |
| 38000 | 2595 | 17.98 | 0.3 | 18.28 | 67.3 | 2 |
| 38200 | 2615 | 17.99 | 0.3 | 18.29 | 67.45 | 2 |

| LTE B38 15M QPSK | | | | | | |
|---|---|---|---|---|---|---|
| Channel | Frequency (MHz) | Conducted Power (dBm) | Gain (dBi) | EIRP (dBm) | EIRP (mW) | Limit (W) |
| 37825 | 2577.5 | 22.86 | 0.3 | 23.16 | 207.01 | 2 |
| 38000 | 2595 | 22.86 | 0.3 | 23.16 | 207.01 | 2 |
| 38175 | 2612.5 | 22.95 | 0.3 | 23.25 | 211.35 | 2 |

| LTE B38 15M 16QAM | | | | | | |
|---|---|---|---|---|---|---|
| Channel | Frequency (MHz) | Conducted Power (dBm) | Gain (dBi) | EIRP (dBm) | EIRP (mW) | Limit (W) |
| 37825 | 2577.5 | 21.58 | 0.3 | 21.88 | 154.17 | 2 |
| 38000 | 2595 | 21.7 | 0.3 | 22 | 158.49 | 2 |
| 38175 | 2612.5 | 21.87 | 0.3 | 22.17 | 164.82 | 2 |

| LTE B38 15M 64QAM | | | | | | |
|---|---|---|---|---|---|---|
| Channel | Frequency (MHz) | Conducted Power (dBm) | Gain (dBi) | EIRP (dBm) | EIRP (mW) | Limit (W) |
| 37825 | 2577.5 | 20.56 | 0.3 | 20.86 | 121.9 | 2 |
| 38000 | 2595 | 20.55 | 0.3 | 20.85 | 121.62 | 2 |
| 38175 | 2612.5 | 20.69 | 0.3 | 20.99 | 125.6 | 2 |

| LTE B38 15M 256QAM | | | | | | |
|---|---|---|---|---|---|---|
| Channel | Frequency (MHz) | Conducted Power (dBm) | Gain (dBi) | EIRP (dBm) | EIRP (mW) | Limit (W) |
| 37825 | 2577.5 | 17.91 | 0.3 | 18.21 | 66.22 | 2 |
| 38000 | 2595 | 18.05 | 0.3 | 18.35 | 68.39 | 2 |
| 38175 | 2612.5 | 18.03 | 0.3 | 18.33 | 68.08 | 2 |

| LTE B38 20M QPSK | | | | | | |
|---|---|---|---|---|---|---|
| Channel | Frequency (MHz) | Conducted Power (dBm) | Gain (dBi) | EIRP (dBm) | EIRP (mW) | Limit (W) |
| 37850 | 2580 | 22.9 | 0.3 | 23.2 | 208.93 | 2 |
| 38000 | 2595 | 22.94 | 0.3 | 23.24 | 210.86 | 2 |
| 38150 | 2610 | 22.99 | 0.3 | 23.29 | 213.3 | 2 |

| LTE B38 20M 16QAM | | | | | | |
|---|---|---|---|---|---|---|
| Channel | Frequency (MHz) | Conducted Power (dBm) | Gain (dBi) | EIRP (dBm) | EIRP (mW) | Limit (W) |
| 37850 | 2580 | 21.63 | 0.3 | 21.93 | 155.96 | 2 |
| 38000 | 2595 | 21.72 | 0.3 | 22.02 | 159.22 | 2 |
| 38150 | 2610 | 21.9 | 0.3 | 22.2 | 165.96 | 2 |

| LTE B38 20M 64QAM | | | | | | |
|---|---|---|---|---|---|---|
| Channel | Frequency (MHz) | Conducted Power (dBm) | Gain (dBi) | EIRP (dBm) | EIRP (mW) | Limit (W) |
| 37850 | 2580 | 20.58 | 0.3 | 20.88 | 122.46 | 2 |
| 38000 | 2595 | 20.61 | 0.3 | 20.91 | 123.31 | 2 |
| 38150 | 2610 | 20.7 | 0.3 | 21 | 125.89 | 2 |

| LTE B38 20M 256QAM | | | | | | |
|---|---|---|---|---|---|---|
| Channel | Frequency (MHz) | Conducted Power (dBm) | Gain (dBi) | EIRP (dBm) | EIRP (mW) | Limit (W) |
| 37850 | 2580 | 17.94 | 0.3 | 18.24 | 66.68 | 2 |
| 38000 | 2595 | 18.07 | 0.3 | 18.37 | 68.71 | 2 |
| 38150 | 2610 | 18.09 | 0.3 | 18.39 | 69.02 | 2 |

| LTE B41 5M QPSK (2.6G Band) | | | | | | |
|---|---|---|---|---|---|---|
| Channel | Frequency (MHz) | Conducted Power (dBm) | Gain (dBi) | EIRP (dBm) | EIRP (mW) | Limit (W) |
| 39675 | 2498.5 | 22.84 | 0.7 | 23.54 | 225.94 | 2 |
| 40620 | 2593 | 22.87 | 0.7 | 23.57 | 227.51 | 2 |
| 41565 | 2687.5 | 23.1 | 0.7 | 23.8 | 239.88 | 2 |

| LTE B41 5M 16QAM (2.6G Band) | | | | | | |
|---|---|---|---|---|---|---|
| Channel | Frequency (MHz) | Conducted Power (dBm) | Gain (dBi) | EIRP (dBm) | EIRP (mW) | Limit (W) |
| 39675 | 2498.5 | 21.71 | 0.7 | 22.41 | 174.18 | 2 |
| 40620 | 2593 | 21.68 | 0.7 | 22.38 | 172.98 | 2 |
| 41565 | 2687.5 | 21.96 | 0.7 | 22.66 | 184.5 | 2 |

| LTE B41 5M 64QAM (2.6G Band) | | | | | | |
|---|---|---|---|---|---|---|
| Channel | Frequency (MHz) | Conducted Power (dBm) | Gain (dBi) | EIRP (dBm) | EIRP (mW) | Limit (W) |
| 39675 | 2498.5 | 20.54 | 0.7 | 21.24 | 133.05 | 2 |
| 40620 | 2593 | 20.61 | 0.7 | 21.31 | 135.21 | 2 |
| 41565 | 2687.5 | 20.83 | 0.7 | 21.53 | 142.23 | 2 |

| LTE B41 5M 256QAM (2.6G Band) | | | | | | |
|---|---|---|---|---|---|---|
| Channel | Frequency (MHz) | Conducted Power (dBm) | Gain (dBi) | EIRP (dBm) | EIRP (mW) | Limit (W) |
| 39675 | 2498.5 | 17.98 | 0.7 | 18.68 | 73.79 | 2 |
| 40620 | 2593 | 17.99 | 0.7 | 18.69 | 73.96 | 2 |
| 41565 | 2687.5 | 18.25 | 0.7 | 18.95 | 78.52 | 2 |

| LTE B41 10M QPSK (2.6G Band) | | | | | | |
|---|---|---|---|---|---|---|
| Channel | Frequency (MHz) | Conducted Power (dBm) | Gain (dBi) | EIRP (dBm) | EIRP (mW) | Limit (W) |
| 39700 | 2501 | 22.75 | 0.7 | 23.45 | 221.31 | 2 |
| 40620 | 2593 | 22.83 | 0.7 | 23.53 | 225.42 | 2 |
| 41540 | 2685 | 23.16 | 0.7 | 23.86 | 243.22 | 2 |

| LTE B41 10M 16QAM (2.6G Band) | | | | | | |
|---|---|---|---|---|---|---|
| Channel | Frequency (MHz) | Conducted Power (dBm) | Gain (dBi) | EIRP (dBm) | EIRP (mW) | Limit (W) |
| 39700 | 2501 | 21.74 | 0.7 | 22.44 | 175.39 | 2 |
| 40620 | 2593 | 21.65 | 0.7 | 22.35 | 171.79 | 2 |
| 41540 | 2685 | 21.94 | 0.7 | 22.64 | 183.65 | 2 |

| LTE B41 10M 64QAM (2.6G Band) | | | | | | |
|---|---|---|---|---|---|---|
| Channel | Frequency (MHz) | Conducted Power (dBm) | Gain (dBi) | EIRP (dBm) | EIRP (mW) | Limit (W) |
| 39700 | 2501 | 20.57 | 0.7 | 21.27 | 133.97 | 2 |
| 40620 | 2593 | 20.65 | 0.7 | 21.35 | 136.46 | 2 |
| 41540 | 2685 | 20.79 | 0.7 | 21.49 | 140.93 | 2 |

| LTE B41 10M 256QAM (2.6G Band) | | | | | | |
|---|---|---|---|---|---|---|
| Channel | Frequency (MHz) | Conducted Power (dBm) | Gain (dBi) | EIRP (dBm) | EIRP (mW) | Limit (W) |
| 39700 | 2501 | 17.96 | 0.7 | 18.66 | 73.45 | 2 |
| 40620 | 2593 | 18.04 | 0.7 | 18.74 | 74.82 | 2 |
| 41540 | 2685 | 18.22 | 0.7 | 18.92 | 77.98 | 2 |

| LTE B41 15M QPSK (2.6G Band) | | | | | | |
|---|---|---|---|---|---|---|
| Channel | Frequency (MHz) | Conducted Power (dBm) | Gain (dBi) | EIRP (dBm) | EIRP (mW) | Limit (W) |
| 39725 | 2503.5 | 22.85 | 0.7 | 23.55 | 226.46 | 2 |
| 40620 | 2593 | 22.85 | 0.7 | 23.55 | 226.46 | 2 |
| 41515 | 2682.5 | 23.04 | 0.7 | 23.74 | 236.59 | 2 |

| LTE B41 15M 16QAM (2.6G Band) | | | | | | |
|---|---|---|---|---|---|---|
| Channel | Frequency (MHz) | Conducted Power (dBm) | Gain (dBi) | EIRP (dBm) | EIRP (mW) | Limit (W) |
| 39725 | 2503.5 | 21.73 | 0.7 | 22.43 | 174.98 | 2 |
| 40620 | 2593 | 21.7 | 0.7 | 22.4 | 173.78 | 2 |
| 41515 | 2682.5 | 21.88 | 0.7 | 22.58 | 181.13 | 2 |

| LTE B41 15M 64QAM (2.6G Band) | | | | | | |
|---|---|---|---|---|---|---|
| Channel | Frequency (MHz) | Conducted Power (dBm) | Gain (dBi) | EIRP (dBm) | EIRP (mW) | Limit (W) |
| 39725 | 2503.5 | 20.58 | 0.7 | 21.28 | 134.28 | 2 |
| 40620 | 2593 | 20.68 | 0.7 | 21.38 | 137.4 | 2 |
| 41515 | 2682.5 | 20.88 | 0.7 | 21.58 | 143.88 | 2 |

| LTE B41 15M 256QAM (2.6G Band) | | | | | | |
|---|---|---|---|---|---|---|
| Channel | Frequency (MHz) | Conducted Power (dBm) | Gain (dBi) | EIRP (dBm) | EIRP (mW) | Limit (W) |
| 39725 | 2503.5 | 17.9 | 0.7 | 18.6 | 72.44 | 2 |
| 40620 | 2593 | 18.06 | 0.7 | 18.76 | 75.16 | 2 |
| 41515 | 2682.5 | 18.22 | 0.7 | 18.92 | 77.98 | 2 |

| LTE B41 20M QPSK (2.6G Band) | | | | | | |
|---|---|---|---|---|---|---|
| Channel | Frequency (MHz) | Conducted Power (dBm) | Gain (dBi) | EIRP (dBm) | EIRP (mW) | Limit (W) |
| 39750 | 2506 | 22.88 | 0.7 | 23.58 | 228.03 | 2 |
| 40620 | 2593 | 22.89 | 0.7 | 23.59 | 228.56 | 2 |
| 41490 | 2680 | 23.19 | 0.7 | 23.89 | 244.91 | 2 |

| LTE B41 20M 16QAM (2.6G Band) | | | | | | |
|---|---|---|---|---|---|---|
| Channel | Frequency (MHz) | Conducted Power (dBm) | Gain (dBi) | EIRP (dBm) | EIRP (mW) | Limit (W) |
| 39750 | 2506 | 21.78 | 0.7 | 22.48 | 177.01 | 2 |
| 40620 | 2593 | 21.75 | 0.7 | 22.45 | 175.79 | 2 |
| 41490 | 2680 | 21.99 | 0.7 | 22.69 | 185.78 | 2 |

| LTE B41 20M 64QAM (2.6G Band) | | | | | | |
|---|---|---|---|---|---|---|
| Channel | Frequency (MHz) | Conducted Power (dBm) | Gain (dBi) | EIRP (dBm) | EIRP (mW) | Limit (W) |
| 39750 | 2506 | 20.59 | 0.7 | 21.29 | 134.59 | 2 |
| 40620 | 2593 | 20.7 | 0.7 | 21.4 | 138.04 | 2 |
| 41490 | 2680 | 20.89 | 0.7 | 21.59 | 144.21 | 2 |

| LTE B41 20M 256QAM (2.6G Band) | | | | | | |
|---|---|---|---|---|---|---|
| Channel | Frequency (MHz) | Conducted Power (dBm) | Gain (dBi) | EIRP (dBm) | EIRP (mW) | Limit (W) |
| 39750 | 2506 | 18.01 | 0.7 | 18.71 | 74.3 | 2 |
| 40620 | 2593 | 18.07 | 0.7 | 18.77 | 75.34 | 2 |
| 41490 | 2680 | 18.27 | 0.7 | 18.97 | 78.89 | 2 |

| LTE B42 5M QPSK Part27Q | | | | | | |
|---|---|---|---|---|---|---|
| Channel | Frequency (MHz) | Conducted Power (dBm) | Gain (dBi) | EIRP (dBm) | EIRP (mW) | Limit (W) |
| 42115 | 3452.5 | 22.6 | 0.5 | 23.1 | 204.17 | 1 |
| 42590 | 3500 | 22.73 | 0.5 | 23.23 | 210.38 | 1 |
| 43065 | 3547.5 | 22.69 | 0.5 | 23.19 | 208.45 | 1 |

| LTE B42 5M 16QAM Part27Q | | | | | | |
|---|---|---|---|---|---|---|
| Channel | Frequency (MHz) | Conducted Power (dBm) | Gain (dBi) | EIRP (dBm) | EIRP (mW) | Limit (W) |
| 42115 | 3452.5 | 21.33 | 0.5 | 21.83 | 152.41 | 1 |
| 42590 | 3500 | 21.37 | 0.5 | 21.87 | 153.82 | 1 |
| 43065 | 3547.5 | 21.23 | 0.5 | 21.73 | 148.94 | 1 |

| LTE B42 5M 64QAM Part27Q | | | | | | |
|---|---|---|---|---|---|---|
| Channel | Frequency (MHz) | Conducted Power (dBm) | Gain (dBi) | EIRP (dBm) | EIRP (mW) | Limit (W) |
| 42115 | 3452.5 | 20.38 | 0.5 | 20.88 | 122.46 | 1 |
| 42590 | 3500 | 20.39 | 0.5 | 20.89 | 122.74 | 1 |
| 43065 | 3547.5 | 20.25 | 0.5 | 20.75 | 118.85 | 1 |

| LTE B42 5M 256QAM Part27Q | | | | | | |
|---|---|---|---|---|---|---|
| Channel | Frequency (MHz) | Conducted Power (dBm) | Gain (dBi) | EIRP (dBm) | EIRP (mW) | Limit (W) |
| 42115 | 3452.5 | 17.76 | 0.5 | 18.26 | 66.99 | 1 |
| 42590 | 3500 | 17.85 | 0.5 | 18.35 | 68.39 | 1 |
| 43065 | 3547.5 | 17.72 | 0.5 | 18.22 | 66.37 | 1 |

| LTE B42 10M QPSK Part27Q | | | | | | |
|---|---|---|---|---|---|---|
| Channel | Frequency (MHz) | Conducted Power (dBm) | Gain (dBi) | EIRP (dBm) | EIRP (mW) | Limit (W) |
| 42140 | 3455 | 22.52 | 0.5 | 23.02 | 200.45 | 1 |
| 42590 | 3500 | 22.72 | 0.5 | 23.22 | 209.89 | 1 |
| 43040 | 3545 | 22.66 | 0.5 | 23.16 | 207.01 | 1 |

| LTE B42 10M 16QAM Part27Q | | | | | | |
|---|---|---|---|---|---|---|
| Channel | Frequency (MHz) | Conducted Power (dBm) | Gain (dBi) | EIRP (dBm) | EIRP (mW) | Limit (W) |
| 42140 | 3455 | 21.32 | 0.5 | 21.82 | 152.05 | 1 |
| 42590 | 3500 | 21.45 | 0.5 | 21.95 | 156.68 | 1 |
| 43040 | 3545 | 21.36 | 0.5 | 21.86 | 153.46 | 1 |

| LTE B42 10M 64QAM Part27Q | | | | | | |
|---|---|---|---|---|---|---|
| Channel | Frequency (MHz) | Conducted Power (dBm) | Gain (dBi) | EIRP (dBm) | EIRP (mW) | Limit (W) |
| 42140 | 3455 | 20.37 | 0.5 | 20.87 | 122.18 | 1 |
| 42590 | 3500 | 20.42 | 0.5 | 20.92 | 123.59 | 1 |
| 43040 | 3545 | 20.22 | 0.5 | 20.72 | 118.03 | 1 |

| LTE B42 10M 256QAM Part27Q | | | | | | |
|---|---|---|---|---|---|---|
| Channel | Frequency (MHz) | Conducted Power (dBm) | Gain (dBi) | EIRP (dBm) | EIRP (mW) | Limit (W) |
| 42140 | 3455 | 17.69 | 0.5 | 18.19 | 65.92 | 1 |
| 42590 | 3500 | 17.91 | 0.5 | 18.41 | 69.34 | 1 |
| 43040 | 3545 | 17.71 | 0.5 | 18.21 | 66.22 | 1 |

| LTE B42 15M QPSK Part27Q | | | | | | |
|---|---|---|---|---|---|---|
| Channel | Frequency (MHz) | Conducted Power (dBm) | Gain (dBi) | EIRP (dBm) | EIRP (mW) | Limit (W) |
| 42165 | 3457.5 | 22.48 | 0.5 | 22.98 | 198.61 | 1 |
| 42590 | 3500 | 22.73 | 0.5 | 23.23 | 210.38 | 1 |
| 43015 | 3542.5 | 22.71 | 0.5 | 23.21 | 209.41 | 1 |

| LTE B42 15M 16QAM Part27Q | | | | | | |
|---|---|---|---|---|---|---|
| Channel | Frequency (MHz) | Conducted Power (dBm) | Gain (dBi) | EIRP (dBm) | EIRP (mW) | Limit (W) |
| 42165 | 3457.5 | 21.24 | 0.5 | 21.74 | 149.28 | 1 |
| 42590 | 3500 | 21.49 | 0.5 | 21.99 | 158.12 | 1 |
| 43015 | 3542.5 | 21.36 | 0.5 | 21.86 | 153.46 | 1 |

| LTE B42 15M 64QAM Part27Q | | | | | | |
|---|---|---|---|---|---|---|
| Channel | Frequency (MHz) | Conducted Power (dBm) | Gain (dBi) | EIRP (dBm) | EIRP (mW) | Limit (W) |
| 42165 | 3457.5 | 20.28 | 0.5 | 20.78 | 119.67 | 1 |
| 42590 | 3500 | 20.39 | 0.5 | 20.89 | 122.74 | 1 |
| 43015 | 3542.5 | 20.3 | 0.5 | 20.8 | 120.23 | 1 |

| LTE B42 15M 256QAM Part27Q | | | | | | |
|---|---|---|---|---|---|---|
| Channel | Frequency (MHz) | Conducted Power (dBm) | Gain (dBi) | EIRP (dBm) | EIRP (mW) | Limit (W) |
| 42165 | 3457.5 | 17.76 | 0.5 | 18.26 | 66.99 | 1 |
| 42590 | 3500 | 17.83 | 0.5 | 18.33 | 68.08 | 1 |
| 43015 | 3542.5 | 17.77 | 0.5 | 18.27 | 67.14 | 1 |

| LTE B42 20M QPSK Part27Q | | | | | | |
|---|---|---|---|---|---|---|
| Channel | Frequency (MHz) | Conducted Power (dBm) | Gain (dBi) | EIRP (dBm) | EIRP (mW) | Limit (W) |
| 42190 | 3460 | 22.62 | 0.5 | 23.12 | 205.12 | 1 |
| 42590 | 3500 | 22.83 | 0.5 | 23.33 | 215.28 | 1 |
| 42990 | 3540 | 22.73 | 0.5 | 23.23 | 210.38 | 1 |

| LTE B42 20M 16QAM Part27Q | | | | | | |
|---|---|---|---|---|---|---|
| Channel | Frequency (MHz) | Conducted Power (dBm) | Gain (dBi) | EIRP (dBm) | EIRP (mW) | Limit (W) |
| 42190 | 3460 | 21.35 | 0.5 | 21.85 | 153.11 | 1 |
| 42590 | 3500 | 21.51 | 0.5 | 22.01 | 158.85 | 1 |
| 42990 | 3540 | 21.37 | 0.5 | 21.87 | 153.82 | 1 |

| LTE B42 20M 64QAM Part27Q | | | | | | |
|---|---|---|---|---|---|---|
| Channel | Frequency (MHz) | Conducted Power (dBm) | Gain (dBi) | EIRP (dBm) | EIRP (mW) | Limit (W) |
| 42190 | 3460 | 20.39 | 0.5 | 20.89 | 122.74 | 1 |
| 42590 | 3500 | 20.49 | 0.5 | 20.99 | 125.6 | 1 |
| 42990 | 3540 | 20.32 | 0.5 | 20.82 | 120.78 | 1 |

| LTE B42 20M 256QAM Part27Q | | | | | | |
|---|---|---|---|---|---|---|
| Channel | Frequency (MHz) | Conducted Power (dBm) | Gain (dBi) | EIRP (dBm) | EIRP (mW) | Limit (W) |
| 42190 | 3460 | 17.8 | 0.5 | 18.3 | 67.61 | 1 |
| 42590 | 3500 | 17.96 | 0.5 | 18.46 | 70.15 | 1 |
| 42990 | 3540 | 17.8 | 0.5 | 18.3 | 67.61 | 1 |

| LTE B66 1.4M QPSK | | | | | | |
|---|---|---|---|---|---|---|
| Channel | Frequency (MHz) | Conducted Power (dBm) | Gain (dBi) | EIRP (dBm) | EIRP (mW) | Limit (W) |
| 131979 | 1710.7 | 22.78 | 0.6 | 23.38 | 217.77 | 1 |
| 132322 | 1745 | 22.67 | 0.6 | 23.27 | 212.32 | 1 |
| 132665 | 1779.3 | 22.92 | 0.6 | 23.52 | 224.91 | 1 |

| LTE B66 1.4M 16QAM | | | | | | |
|---|---|---|---|---|---|---|
| Channel | Frequency (MHz) | Conducted Power (dBm) | Gain (dBi) | EIRP (dBm) | EIRP (mW) | Limit (W) |
| 131979 | 1710.7 | 22.18 | 0.6 | 22.78 | 189.67 | 1 |
| 132322 | 1745 | 22.32 | 0.6 | 22.92 | 195.88 | 1 |
| 132665 | 1779.3 | 22.26 | 0.6 | 22.86 | 193.2 | 1 |

| LTE B66 1.4M 64QAM | | | | | | |
|---|---|---|---|---|---|---|
| Channel | Frequency (MHz) | Conducted Power (dBm) | Gain (dBi) | EIRP (dBm) | EIRP (mW) | Limit (W) |
| 131979 | 1710.7 | 21.06 | 0.6 | 21.66 | 146.55 | 1 |
| 132322 | 1745 | 21 | 0.6 | 21.6 | 144.54 | 1 |
| 132665 | 1779.3 | 21.19 | 0.6 | 21.79 | 151.01 | 1 |

| LTE B66 1.4M 256QAM | | | | | | |
|---|---|---|---|---|---|---|
| Channel | Frequency (MHz) | Conducted Power (dBm) | Gain (dBi) | EIRP (dBm) | EIRP (mW) | Limit (W) |
| 131979 | 1710.7 | 17.87 | 0.6 | 18.47 | 70.31 | 1 |
| 132322 | 1745 | 17.83 | 0.6 | 18.43 | 69.66 | 1 |
| 132665 | 1779.3 | 18.01 | 0.6 | 18.61 | 72.61 | 1 |

| LTE B66 3M QPSK | | | | | | |
|---|---|---|---|---|---|---|
| Channel | Frequency (MHz) | Conducted Power (dBm) | Gain (dBi) | EIRP (dBm) | EIRP (mW) | Limit (W) |
| 131987 | 1711.5 | 22.85 | 0.6 | 23.45 | 221.31 | 1 |
| 132322 | 1745 | 22.66 | 0.6 | 23.26 | 211.84 | 1 |
| 132657 | 1778.5 | 22.87 | 0.6 | 23.47 | 222.33 | 1 |

| LTE B66 3M 16QAM | | | | | | |
|---|---|---|---|---|---|---|
| Channel | Frequency (MHz) | Conducted Power (dBm) | Gain (dBi) | EIRP (dBm) | EIRP (mW) | Limit (W) |
| 131987 | 1711.5 | 22.23 | 0.6 | 22.83 | 191.87 | 1 |
| 132322 | 1745 | 22.23 | 0.6 | 22.83 | 191.87 | 1 |
| 132657 | 1778.5 | 22.4 | 0.6 | 23 | 199.53 | 1 |

| LTE B66 3M 64QAM | | | | | | |
|---|---|---|---|---|---|---|
| Channel | Frequency (MHz) | Conducted Power (dBm) | Gain (dBi) | EIRP (dBm) | EIRP (mW) | Limit (W) |
| 131987 | 1711.5 | 21.07 | 0.6 | 21.67 | 146.89 | 1 |
| 132322 | 1745 | 20.99 | 0.6 | 21.59 | 144.21 | 1 |
| 132657 | 1778.5 | 21.2 | 0.6 | 21.8 | 151.36 | 1 |

| LTE B66 3M 256QAM | | | | | | |
|---|---|---|---|---|---|---|
| Channel | Frequency (MHz) | Conducted Power (dBm) | Gain (dBi) | EIRP (dBm) | EIRP (mW) | Limit (W) |
| 131987 | 1711.5 | 17.87 | 0.6 | 18.47 | 70.31 | 1 |
| 132322 | 1745 | 17.89 | 0.6 | 18.49 | 70.63 | 1 |
| 132657 | 1778.5 | 18.01 | 0.6 | 18.61 | 72.61 | 1 |

| LTE B66 5M QPSK | | | | | | |
|---|---|---|---|---|---|---|
| Channel | Frequency (MHz) | Conducted Power (dBm) | Gain (dBi) | EIRP (dBm) | EIRP (mW) | Limit (W) |
| 131997 | 1712.5 | 22.86 | 0.6 | 23.46 | 221.82 | 1 |
| 132322 | 1745 | 22.57 | 0.6 | 23.17 | 207.49 | 1 |
| 132647 | 1777.5 | 22.86 | 0.6 | 23.46 | 221.82 | 1 |

| LTE B66 5M 16QAM | | | | | | |
|---|---|---|---|---|---|---|
| Channel | Frequency (MHz) | Conducted Power (dBm) | Gain (dBi) | EIRP (dBm) | EIRP (mW) | Limit (W) |
| 131997 | 1712.5 | 22.28 | 0.6 | 22.88 | 194.09 | 1 |
| 132322 | 1745 | 22.21 | 0.6 | 22.81 | 190.99 | 1 |
| 132647 | 1777.5 | 22.31 | 0.6 | 22.91 | 195.43 | 1 |

| LTE B66 5M 64QAM | | | | | | |
|---|---|---|---|---|---|---|
| Channel | Frequency (MHz) | Conducted Power (dBm) | Gain (dBi) | EIRP (dBm) | EIRP (mW) | Limit (W) |
| 131997 | 1712.5 | 21.15 | 0.6 | 21.75 | 149.62 | 1 |
| 132322 | 1745 | 20.96 | 0.6 | 21.56 | 143.22 | 1 |
| 132647 | 1777.5 | 21.22 | 0.6 | 21.82 | 152.05 | 1 |

| LTE B66 5M 256QAM | | | | | | |
|---|---|---|---|---|---|---|
| Channel | Frequency (MHz) | Conducted Power (dBm) | Gain (dBi) | EIRP (dBm) | EIRP (mW) | Limit (W) |
| 131997 | 1712.5 | 17.9 | 0.6 | 18.5 | 70.79 | 1 |
| 132322 | 1745 | 17.88 | 0.6 | 18.48 | 70.47 | 1 |
| 132647 | 1777.5 | 17.95 | 0.6 | 18.55 | 71.61 | 1 |

| LTE B66 10M QPSK | | | | | | |
|---|---|---|---|---|---|---|
| Channel | Frequency (MHz) | Conducted Power (dBm) | Gain (dBi) | EIRP (dBm) | EIRP (mW) | Limit (W) |
| 132022 | 1715 | 22.76 | 0.6 | 23.36 | 216.77 | 1 |
| 132322 | 1745 | 22.55 | 0.6 | 23.15 | 206.54 | 1 |
| 132622 | 1775 | 22.86 | 0.6 | 23.46 | 221.82 | 1 |

| LTE B66 10M 16QAM | | | | | | |
|---|---|---|---|---|---|---|
| Channel | Frequency (MHz) | Conducted Power (dBm) | Gain (dBi) | EIRP (dBm) | EIRP (mW) | Limit (W) |
| 132022 | 1715 | 22.19 | 0.6 | 22.79 | 190.11 | 1 |
| 132322 | 1745 | 22.31 | 0.6 | 22.91 | 195.43 | 1 |
| 132622 | 1775 | 22.34 | 0.6 | 22.94 | 196.79 | 1 |

| LTE B66 10M 64QAM | | | | | | |
|---|---|---|---|---|---|---|
| Channel | Frequency (MHz) | Conducted Power (dBm) | Gain (dBi) | EIRP (dBm) | EIRP (mW) | Limit (W) |
| 132022 | 1715 | 21.13 | 0.6 | 21.73 | 148.94 | 1 |
| 132322 | 1745 | 21.01 | 0.6 | 21.61 | 144.88 | 1 |
| 132622 | 1775 | 21.11 | 0.6 | 21.71 | 148.25 | 1 |

| LTE B66 10M 256QAM | | | | | | |
|---|---|---|---|---|---|---|
| Channel | Frequency (MHz) | Conducted Power (dBm) | Gain (dBi) | EIRP (dBm) | EIRP (mW) | Limit (W) |
| 132022 | 1715 | 17.88 | 0.6 | 18.48 | 70.47 | 1 |
| 132322 | 1745 | 17.82 | 0.6 | 18.42 | 69.5 | 1 |
| 132622 | 1775 | 18.01 | 0.6 | 18.61 | 72.61 | 1 |

| LTE B66 15M QPSK | | | | | | |
|---|---|---|---|---|---|---|
| Channel | Frequency (MHz) | Conducted Power (dBm) | Gain (dBi) | EIRP (dBm) | EIRP (mW) | Limit (W) |
| 132047 | 1717.5 | 22.76 | 0.6 | 23.36 | 216.77 | 1 |
| 132322 | 1745 | 22.59 | 0.6 | 23.19 | 208.45 | 1 |
| 132597 | 1772.5 | 22.91 | 0.6 | 23.51 | 224.39 | 1 |

| LTE B66 15M 16QAM | | | | | | |
|---|---|---|---|---|---|---|
| Channel | Frequency (MHz) | Conducted Power (dBm) | Gain (dBi) | EIRP (dBm) | EIRP (mW) | Limit (W) |
| 132047 | 1717.5 | 22.21 | 0.6 | 22.81 | 190.99 | 1 |
| 132322 | 1745 | 22.24 | 0.6 | 22.84 | 192.31 | 1 |
| 132597 | 1772.5 | 22.34 | 0.6 | 22.94 | 196.79 | 1 |

| LTE B66 15M 64QAM | | | | | | |
|---|---|---|---|---|---|---|
| Channel | Frequency (MHz) | Conducted Power (dBm) | Gain (dBi) | EIRP (dBm) | EIRP (mW) | Limit (W) |
| 132047 | 1717.5 | 21.17 | 0.6 | 21.77 | 150.31 | 1 |
| 132322 | 1745 | 21.01 | 0.6 | 21.61 | 144.88 | 1 |
| 132597 | 1772.5 | 21.1 | 0.6 | 21.7 | 147.91 | 1 |

| LTE B66 15M 256QAM | | | | | | |
|---|---|---|---|---|---|---|
| Channel | Frequency (MHz) | Conducted Power (dBm) | Gain (dBi) | EIRP (dBm) | EIRP (mW) | Limit (W) |
| 132047 | 1717.5 | 17.91 | 0.6 | 18.51 | 70.96 | 1 |
| 132322 | 1745 | 17.81 | 0.6 | 18.41 | 69.34 | 1 |
| 132597 | 1772.5 | 17.98 | 0.6 | 18.58 | 72.11 | 1 |

| LTE B66 20M QPSK | | | | | | |
|---|---|---|---|---|---|---|
| Channel | Frequency (MHz) | Conducted Power (dBm) | Gain (dBi) | EIRP (dBm) | EIRP (mW) | Limit (W) |
| 132072 | 1720 | 22.87 | 0.6 | 23.47 | 222.33 | 1 |
| 132322 | 1745 | 22.7 | 0.6 | 23.3 | 213.8 | 1 |
| 132572 | 1770 | 22.93 | 0.6 | 23.53 | 225.42 | 1 |

| LTE B66 20M 16QAM | | | | | | |
|---|---|---|---|---|---|---|
| Channel | Frequency (MHz) | Conducted Power (dBm) | Gain (dBi) | EIRP (dBm) | EIRP (mW) | Limit (W) |
| 132072 | 1720 | 22.33 | 0.6 | 22.93 | 196.34 | 1 |
| 132322 | 1745 | 22.35 | 0.6 | 22.95 | 197.24 | 1 |
| 132572 | 1770 | 22.41 | 0.6 | 23.01 | 199.99 | 1 |

| LTE B66 20M 64QAM | | | | | | |
|---|---|---|---|---|---|---|
| Channel | Frequency (MHz) | Conducted Power (dBm) | Gain (dBi) | EIRP (dBm) | EIRP (mW) | Limit (W) |
| 132072 | 1720 | 21.18 | 0.6 | 21.78 | 150.66 | 1 |
| 132322 | 1745 | 21.05 | 0.6 | 21.65 | 146.22 | 1 |
| 132572 | 1770 | 21.24 | 0.6 | 21.84 | 152.76 | 1 |

| LTE B66 20M 256QAM | | | | | | |
|---|---|---|---|---|---|---|
| Channel | Frequency (MHz) | Conducted Power (dBm) | Gain (dBi) | EIRP (dBm) | EIRP (mW) | Limit (W) |
| 132072 | 1720 | 17.94 | 0.6 | 18.54 | 71.45 | 1 |
| 132322 | 1745 | 17.9 | 0.6 | 18.5 | 70.79 | 1 |
| 132572 | 1770 | 18.07 | 0.6 | 18.67 | 73.62 | 1 |

## 3.2 FREQUENCY STABILITY MEASUREMENT

### 3.2.1 LIMITS OF FREQUENCY STABILIITY MEASUREMENT

The frequency stability shall be sufficient to ensure that the fundamental emissions stay within the authorized bands of operation.

### 3.2.2 TEST PROCEDURE

a. Device is placed at the oven room. The oven room could control the temperatures and humidity. Power warms up is at least 15 min and power applied should perform before recording frequency error.
b. EUT is connected the external power supply to control the DC input power. The test voltage range is from minimum to maximum working voltage. Each step shall be record the frequency error rate.
c. The temperature range step is 10 degrees in this test items. All temperature levels shall be hold the ±0.5℃ during the measurement testing. The each temperature step shall be at least 0.5 hours, consider the EUT could be test under the stability condition.

**NOTE:** The frequency error was recorded frequency error from the communication simulator.

### 3.2.3 TEST SETUP

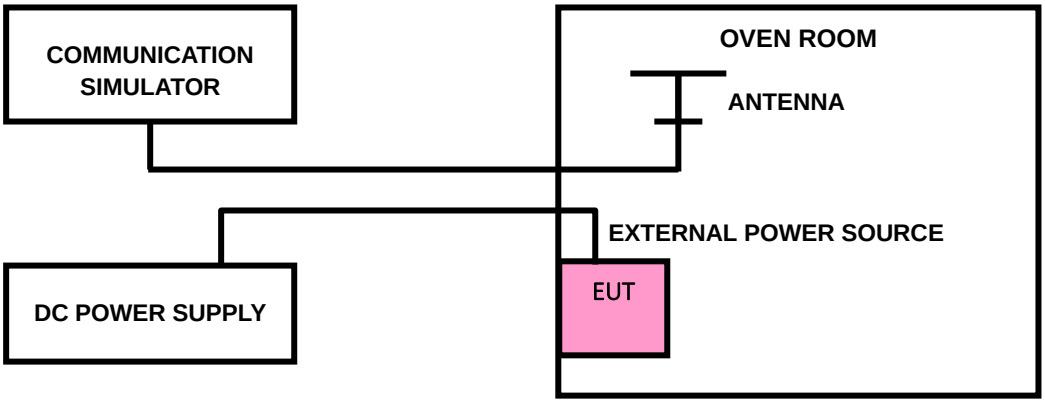

### 3.2.4 TEST RESULTS

Please Refer to Appendix J.

Note: VL = Low voltage(3.6V); VN/NV = Normal voltage(3.7V); VH = High voltage(4.2V);
NT = Normal temperature (25℃)

## 3.3 OCCUPIED BANDWIDTH MEASUREMENT

### 3.3.1 LIMITS OF OCCUPIED BANDWIDTH MEASUREMENT

The width of a frequency band such that, below the lower and above the upper frequency limits, the mean powers emitted are each equal to a specified percentage 0.5 %of the total mean power of a given emission.

### 3.3.2 TEST SETUP

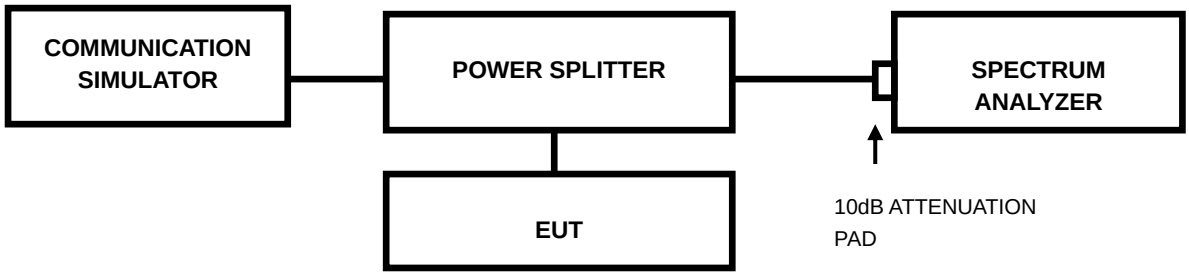


### 3.3.3 TEST PROCEDURES

a. The conducted occupied bandwidth used the power splitter via EUT RF power connector between simulation base station and spectrum analyzer.
b. Use OBW measurement function of Spectrum analyzer to measure 99 % occupied bandwidth.

### 3.3.4 TEST RESULTS

Please Refer to Appendix J.

## 3.4 BAND EDGE MEASUREMENT

### 3.4.1 LIMITS OF BAND EDGE MEASUREMENT

According to FCC Part 27.53(h) specified that For operations in the 1710-1755 MHz band, the power of any emission outside a licensee's frequency band(s) of operation shall be attenuated below the transmitter power (P) within the licensed band(s) of operation, measured in watts, by at least 43 + 10 log (P) dB. However, in the 1 megahertz bands immediately outside and adjacent to the licensee's frequency block, a resolution bandwidth of at least one percent of the emission bandwidth of the fundamental emission of the transmitter may be employed.

According to FCC Part 27.53(m)(4) specified that For mobile digital stations, the attenuation factor shall be not less than 40 + 10 log (P) dB on all frequencies between the channel edge and 5 megahertz from the channel edge, 43 + 10 log (P) dB on all frequencies between 5 megahertz and X megahertz from the channel edge, and 55 + 10 log (P) dB on all frequencies more than X megahertz from the channel edge, where X is the greater of 6 megahertz or the actual emission bandwidth as defined in paragraph (m)(6) of this section. In addition, the attenuation factor shall not be less that 43 + 10 log (P) dB on all frequencies between 2490.5 MHz and 2496 MHz and 55 + 10 log (P) dB at or below 2490.5 MHz. Mobile Satellite Service licensees operating on frequencies below 2495 MHz may also submit a documented interference complaint against BRS licensees operating on channel BRS Channel 1 on the same terms and conditions as adjacent channel BRS or EBS licensees. For mobile digital stations, in the 1 megahertz bands immediately outside and adjacent to the frequency block a resolution bandwidth of at least two percent may be employed.

According to FCC Part 27.53 (n)(2)For mobile operations in the 3450-3550 MHz band, the conducted power of any emission outside the licensee's authorized bandwidth shall not exceed-13 dBm/MHz.Compliance with this paragraph is based on the use of measurement instrumentation employing a Iresolution bandwidth of 1 megahertz or greater. However, in the 1 megahertz bands immediately outside and adjacent to the licensee's frequency block, a resolution bandwidth of at least one percent of the emission bandwidth of the fundamental emission of the transmitter may be employed, but limited to a maximum of 200 kHz. In the bands between 1 and 5 MHz removed from the licensee's frequency block, the minimum resolution bandwidth for the measurement shall be 500 kHz.

### 3.4.2 TEST SETUP

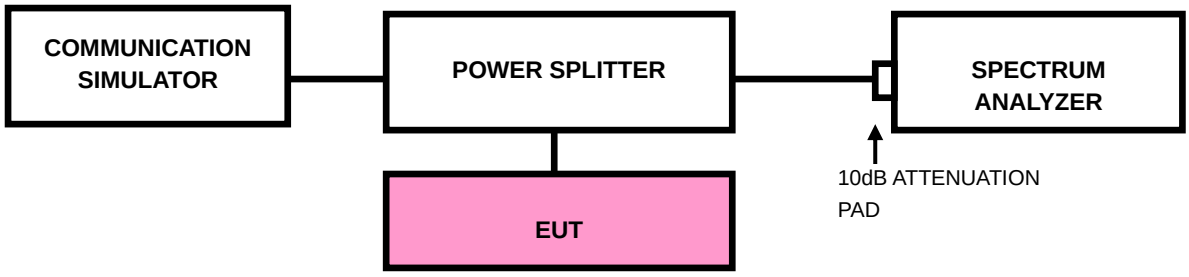

### 3.4.3 TEST PROCEDURES

a) Connect the transmitter to the spectrum analyzer via coaxial cable while ensuring proper impedance matching.

b) Tune the analyzer to the nominal center frequency of the emission bandwidth (EBW).

c) Set the resolution bandwidth (RBW) ≧ 1% EBW in the 1MHz band immediately outside and adjacent to the band edge.

d) Beyond the 1MHz band from the band edge, RBW=1MHz was used.

e) Set the video bandwidth (VBW) to ≧3 x RBW.

f) Select the average power (RMS) display detector.

g) Set the number of measurement points to ≧ 1001.

h) Use auto-coupled sweep time.

i) Perform the measurement over an interval of time when the transmission is continuous and at its maximum power level.

j) The RF fundamental frequency should be excluded against the limit line in the operating frequency band and use RBW is 10KHz or 100KHz.

k) Record the max trace plot into the test report.

### 3.4.4 TEST RESULTS

Please Refer to Appendix J.

## 3.5 CONDUCTED SPURIOUS EMISSIONS

### 3.5.1 LIMITS OF CONDUCTED SPURIOUS EMISSIONS MEASUREMENT

The power of any emission outside of the authorized operating frequency ranges must be attenuated below the transmitting power (P) by a factor of at least 43 + 10 log(P) dB. The emission limit equal to –13dBm.

For: Band38/41

The power of any emission outside a licensee's frequency block shall be attenuated below the transmitter power (P) by at least 55 +10 log10(P) dB. The limit of emission is equal to -25dBm.

### 3.5.2 TEST PROCEDURE

a. The EUT makes a phone call to the communication simulator. All measurements were done at low, middle and high operational frequency range.

b. Measuring frequency range is from 9kHz up to a frequency including its 10$^{th}$ harmonic. 10dB attenuation pad is connected with spectrum. RBW=1MHz and VBW=3MHz is used for conducted emission measurement.

### 3.5.3 TEST SETUP

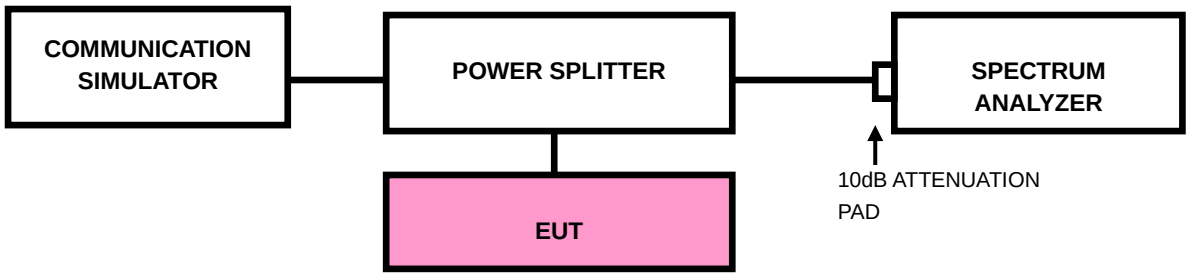

### 3.5.4 TEST RESULTS

NOTE：The 9K~30MHz amplitude of spurious emissions attenuated more than 20 dB below the permissible value is not required in the report.

Please Refer to Appendix J.

## 3.6 RADIATED EMISSION MEASUREMENT

### 3.6.1 LIMITS OF RADIATED EMISSION MEASUREMENT

The power of any emission outside of the authorized operating frequency ranges must be attenuated below the transmitting power (P) by a factor of at least 43 + 10 log(P) dB. The emission limit equal to –13dBm.

For: Band38/41

The power of any emission outside a licensee's frequency block shall be attenuated below the transmitter power (P) by at least 55 +10 log10(P) dB. The limit of emission is equal to -25dBm.

.

### 3.6.2 TEST PROCEDURES

a. Substitution method is used for E.I.R.P measurement. In the semi-anechoic chamber, EUT placed on the 0.8m height of Turn Table, rotated the table around 360 degrees to search the maximum radiation power and receiver antenna shall be rotated vertical and horizontal polarization and moved height from 1m to 4m to find the maximum polar radiated power. The “Read Value” is the spectrum reading the maximum power value.
b. The substitution horn antenna is substituted for EUT at the same position and signals generator export the CW signal to the substitution antenna via a TX cable. Rotated the Turn Table and moved receiving antenna to find the maximum radiation power. Adjust output power level of S.G to get a Value of spectrum reading equal to “Read Value “ of step a. Record the power level of S.G.
c. EIRP = Output power level of S.G – TX cable loss + Antenna gain of substitution horn.
d. E.R.P power can be calculated form E.I.R.P power by subtracting the gain of dipole, E.R.P power = E.I.R.P power - 2.15dBi.

**NOTE:** The resolution bandwidth of spectrum analyzer is 1 MHz and the video bandwidth is 3 MHz.

### 3.6.3 DEVIATION FROM TEST STANDARD

No deviation

## 3.6.4 TEST SETUP

**< Frequency Range below 30MHz >**

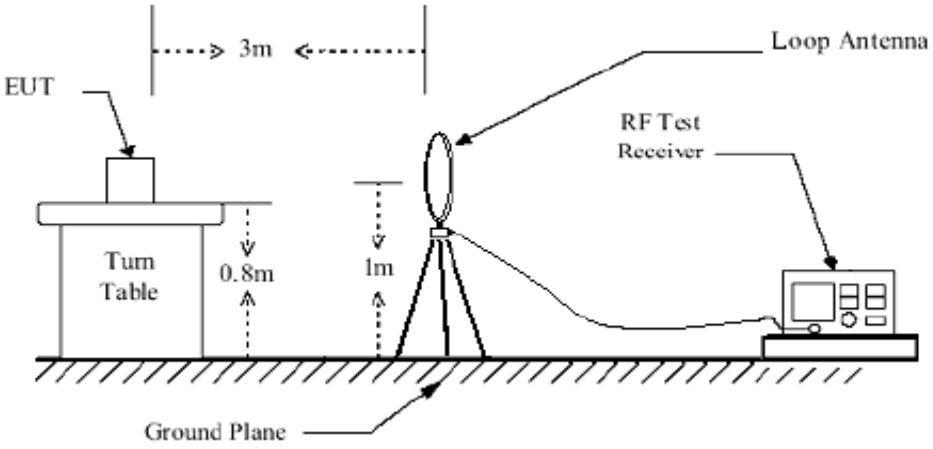


**< Frequency Range 30MHz~1GHz >**

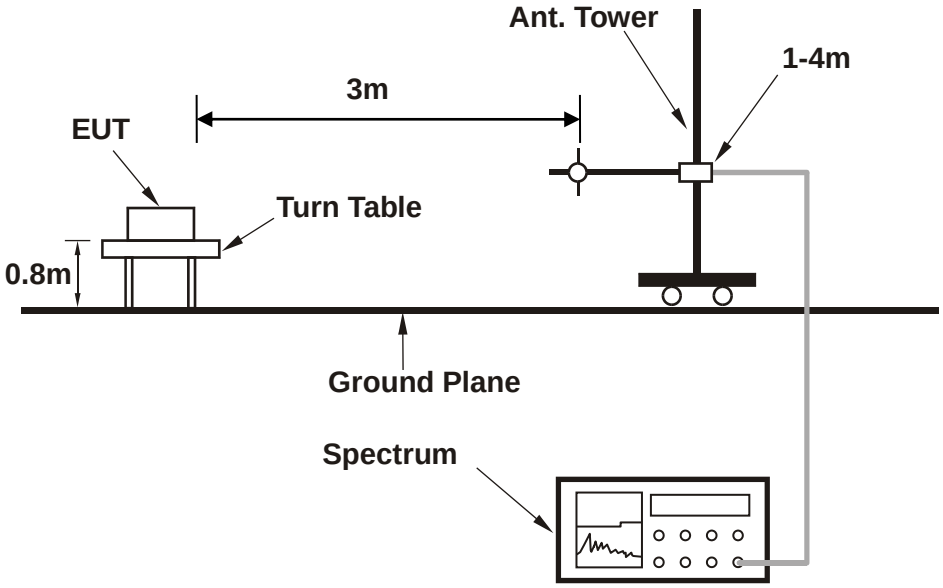

**<Frequency Range above 1GHz>**

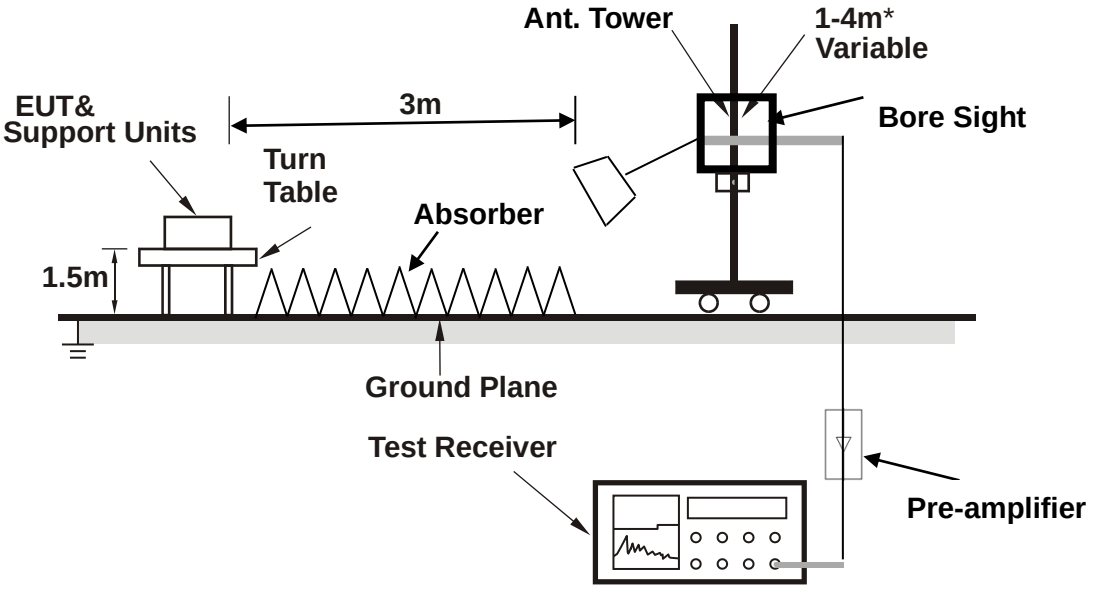


**Note**: Above 1G is a directional antenna depends on the EUT height and the antenna 3dB beamwidth both, refer to section 7.3 of CISPR 16-2-3.

For the actual test configuration, please refer to the attached file (Test Setup Photo).

## 3.6.5 TEST RESULTS

NOTE： The 9K~30MHz amplitude of spurious emissions attenuated more than 20 dB below the permissible value is not required in the report.

**BELOW 1GHz WORST-CASE DATA**

**30 MHz – 1GHz data:**

**LTE Band 66**
**CHANNEL BANDWIDTH: 10MHz / QPSK**

| | | | |
|---|---|---|---|
| **MODE** | TX channel 132647 | **FREQUENCY RANGE** | Below 1000MHz |
| **ENVIRONMENTAL CONDITIONS** | 23deg. C, 70%RH | **INPUT POWER** | AC 120V/60HZ |
| **TESTED BY** | Jace Hu | | |
| **ANTENNA POLARITY & TEST DISTANCE: HORIZONTAL AT 3 M** | | | |

| Rg | Frequency [MHz] | PK+ Level [dBm] | PK+ Limit [dBm] | PK+ Margin [dB] | Correction [dB] | Polarization | Azimuth [deg] | Antenna Height [m] |
|---|---|---|---|---|---|---|---|---|
| 1 | 35.700 | -66.52 | -13.00 | 53.52 | 0.82 | H | 126.2 | 2.00 |
| 1 | 59.200 | -66.15 | -13.00 | 53.15 | 3.41 | H | 359.1 | 1.00 |
| 1 | 108.650 | -69.43 | -13.00 | 56.43 | -0.93 | H | 126.2 | 2.00 |
| 1 | 188.000 | -73.62 | -13.00 | 60.62 | -1.03 | H | 126.2 | 2.00 |
| 1 | 285.650 | -69.34 | -13.00 | 56.34 | 5.65 | H | 1 | 1.00 |
| 2 | 498.904 | -67.66 | -13.00 | 54.66 | 7.52 | H | 89.2 | 1.00 |

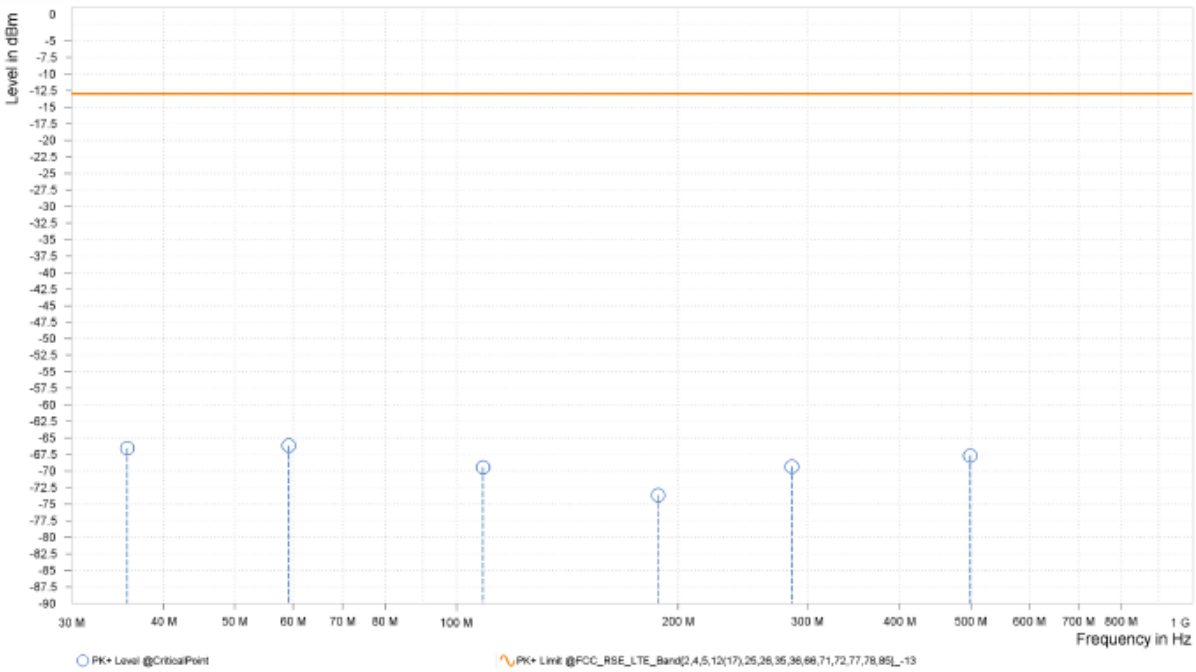

| MODE | TX channel 132647 | FREQUENCY RANGE | Below 1000MHz |
|---|---|---|---|
| ENVIRONMENTAL CONDITIONS | 23deg. C, 70%RH | INPUT POWER | AC 120V/60HZ |
| TESTED BY | Jace Hu | | |
| ANTENNA POLARITY & TEST DISTANCE: VERTICAL AT 3 M | | | |

| Rg | Frequency [MHz] | PK+ Level [dBm] | PK+ Limit [dBm] | PK+ Margin [dB] | Correction [dB] | Polarization | Azimuth [deg] | Antenna Height [m] |
|---|---|---|---|---|---|---|---|---|
| 1 | 51.100 | -65.01 | -13.00 | 52.01 | 4.83 | V | 333 | 1.00 |
| 1 | 89.950 | -69.29 | -13.00 | 56.29 | 1.61 | V | 133.4 | 1.00 |
| 1 | 120.250 | -73.06 | -13.00 | 60.06 | 0.17 | V | 225.5 | 2.00 |
| 1 | 224.400 | -72.76 | -13.00 | 59.76 | 2.12 | V | 359.1 | 1.00 |
| 1 | 294.200 | -71.40 | -13.00 | 58.40 | 5.27 | V | 359.1 | 1.00 |
| 1 | 430.650 | -66.12 | -13.00 | 53.12 | 8.07 | V | 333 | 1.00 |

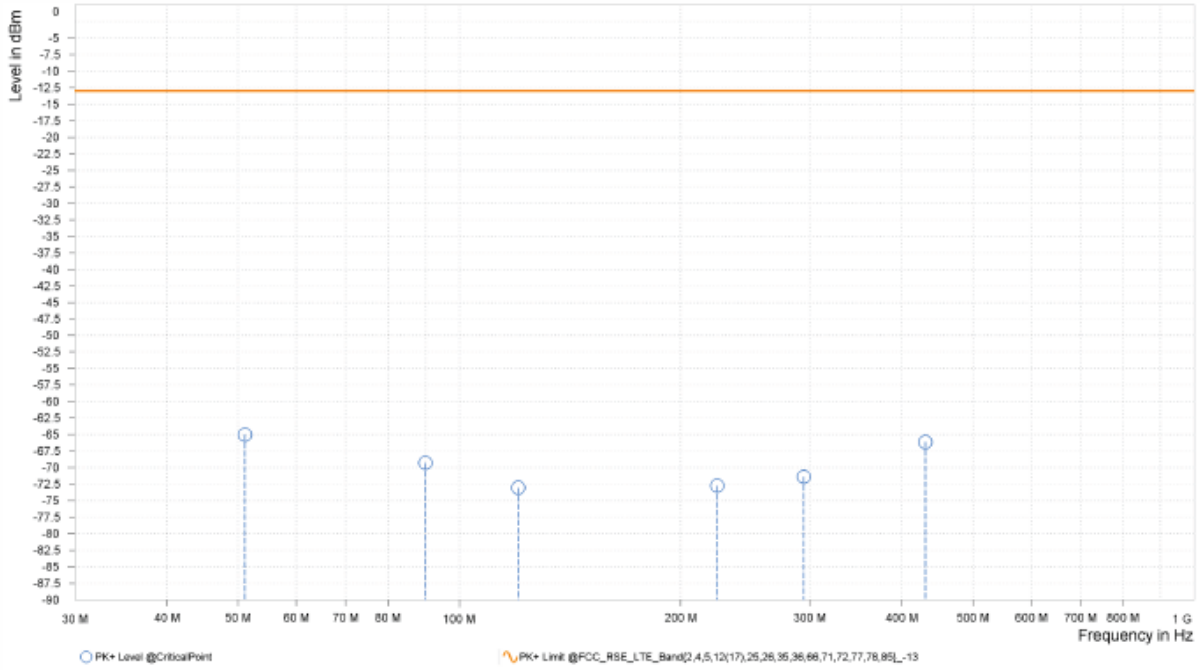

**ABOVE 1GHz**

**Note:** For higher frequency, the emission is too low to be detected.

**LTE BAND 41**

**CHANNEL BANDWIDTH: 5MHz / QPSK**

**CH39675**

| | | | |
|---|---|---|---|
| **MODE** | TX channel 39675 | **FREQUENCY RANGE** | Above 1000MHz |
| **ENVIRONMENTAL CONDITIONS** | 23deg. C, 70%RH | **INPUT POWER** | AC 120V/60Hz |
| **TESTED BY** | Jace Hu | | |
| **ANTENNA POLARITY & TEST DISTANCE: HORIZONTAL AT 3 M** | | | |

| Rg | Frequency [MHz] | PK+ Level [dBm] | PK+ Limit [dBm] | PK+ Margin [dB] | Correction [dB] | Polarization | Azimuth [deg] | Antenna Height [m] |
|---|---|---|---|---|---|---|---|---|
| 2 | 5,192.500 | -43.62 | -25.00 | 18.62 | 18.25 | H | 268.5 | 2.00 |
| 2 | 7,788.750 | -38.83 | -25.00 | 13.83 | 22.15 | H | 359 | 2.00 |

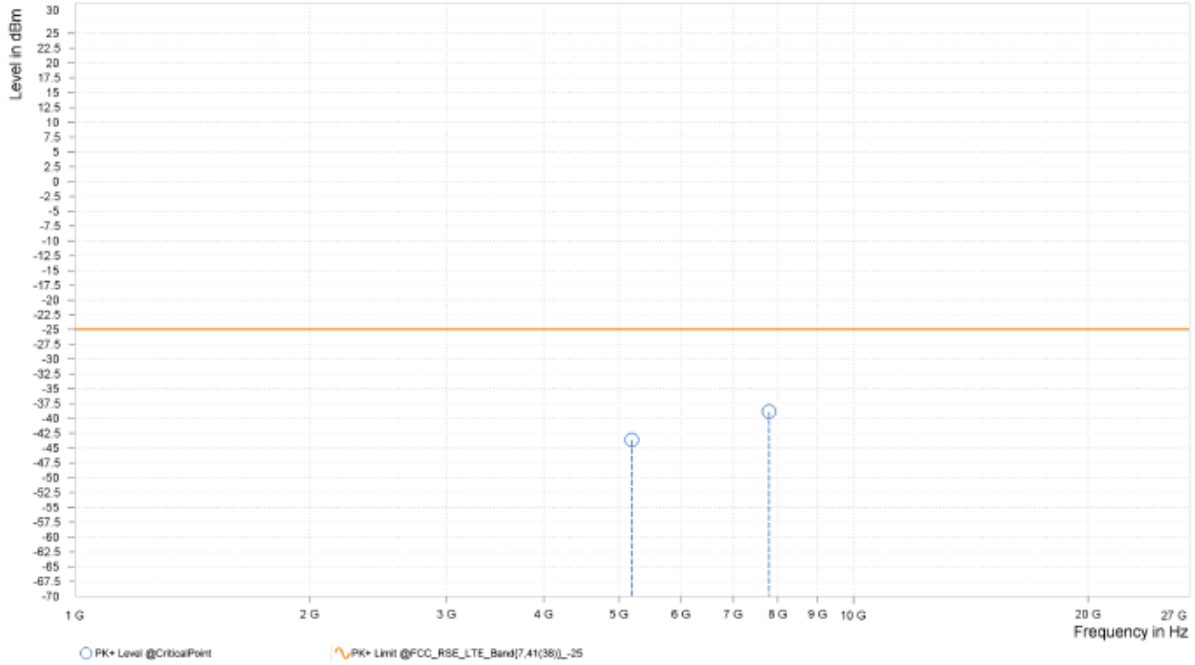

| MODE | TX channel 39675 | FREQUENCY RANGE | Above 1000MHz |
|---|---|---|---|
| ENVIRONMENTAL CONDITIONS | 23deg. C, 70%RH | INPUT POWER | AC 120V/60Hz |
| TESTED BY | Jace Hu | | |
| ANTENNA POLARITY & TEST DISTANCE: VERTICAL AT 3 M | | | |

| Rg | Frequency [MHz] | PK+ Level [dBm] | PK+ Limit [dBm] | PK+ Margin [dB] | Correction [dB] | Polarization | Azimuth [deg] | Antenna Height [m] |
|---|---|---|---|---|---|---|---|---|
| 2 | 5,192.500 | -38.16 | -25.00 | 13.16 | 18.21 | V | 86.9 | 2.00 |
| 2 | 7,788.750 | -38.90 | -25.00 | 13.90 | 22.20 | V | 359 | 2.00 |

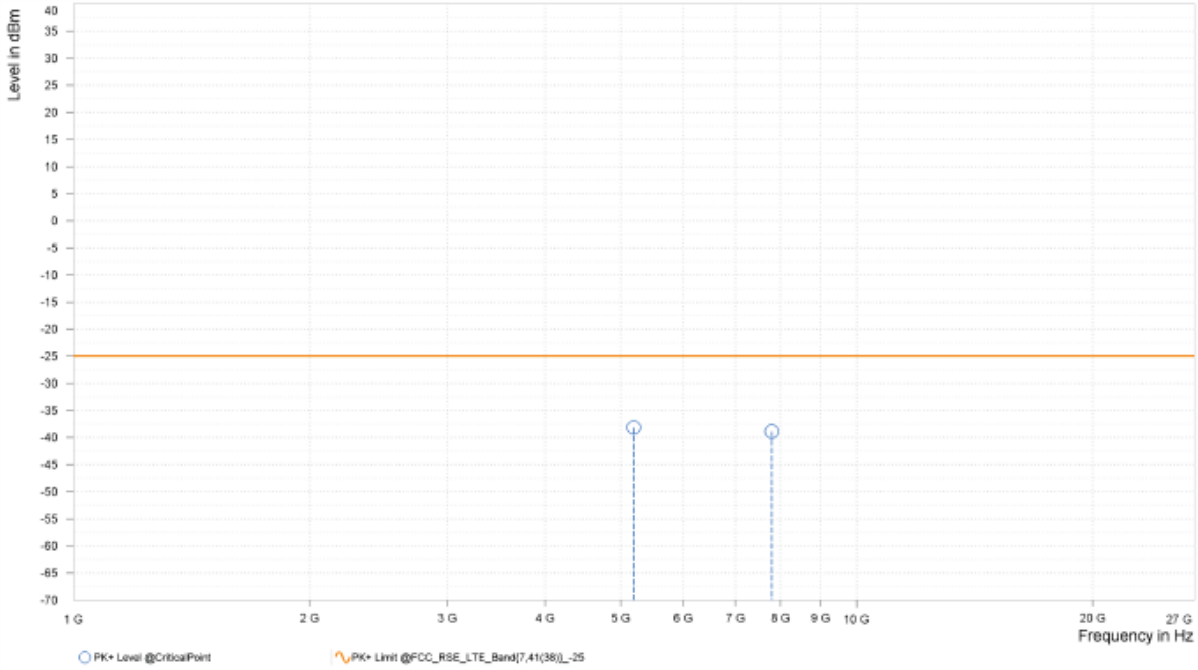

**CH40620**

| | | | |
|---|---|---|---|
| **MODE** | TX channel 40620 | **FREQUENCY RANGE** | Above 1000MHz |
| **ENVIRONMENTAL CONDITIONS** | 23deg. C, 70%RH | **INPUT POWER** | AC 120V/60Hz |
| **TESTED BY** | Jace Hu | | |
| **ANTENNA POLARITY & TEST DISTANCE: HORIZONTAL AT 3 M** | | | |

| Rg | Frequency [MHz] | PK+ Level [dBm] | PK+ Limit [dBm] | PK+ Margin [dB] | Correction [dB] | Polarization | Azimuth [deg] | Antenna Height [m] |
|---|---|---|---|---|---|---|---|---|
| 2 | 5,181.500 | -43.26 | -25.00 | 18.26 | 18.13 | H | 90.4 | 1.00 |
| 2 | 7,772.250 | -38.09 | -25.00 | 13.09 | 22.19 | H | 268.5 | 2.00 |

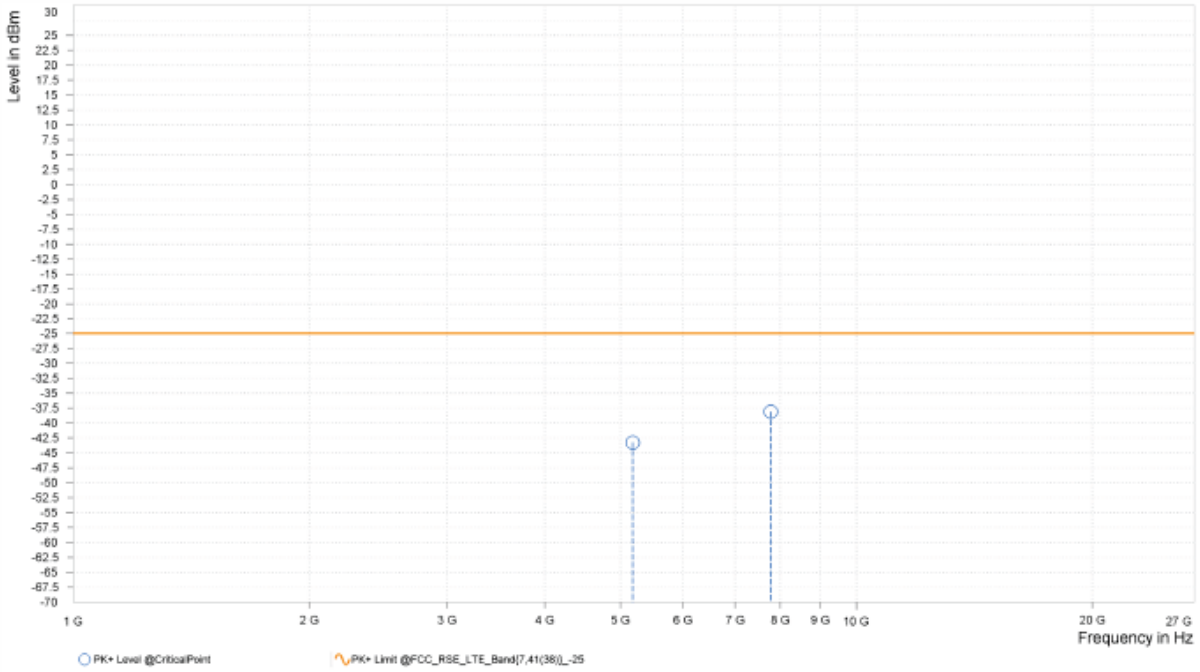

| MODE | TX channel 40620 | FREQUENCY RANGE | Above 1000MHz |
|---|---|---|---|
| ENVIRONMENTAL CONDITIONS | 23deg. C, 70%RH | INPUT POWER | AC 120V/60Hz |
| TESTED BY | Jace Hu | | |
| ANTENNA POLARITY & TEST DISTANCE: VERTICAL AT 3 M | | | |

| Rg | Frequency [MHz] | PK+ Level [dBm] | PK+ Limit [dBm] | PK+ Margin [dB] | Correction [dB] | Polarization | Azimuth [deg] | Antenna Height [m] |
|---|---|---|---|---|---|---|---|---|
| 2 | 5,181.500 | -42.81 | -25.00 | 17.81 | 18.07 | V | 268.5 | 2.00 |
| 2 | 7,772.250 | -39.15 | -25.00 | 14.15 | 22.23 | V | 1 | 1.00 |

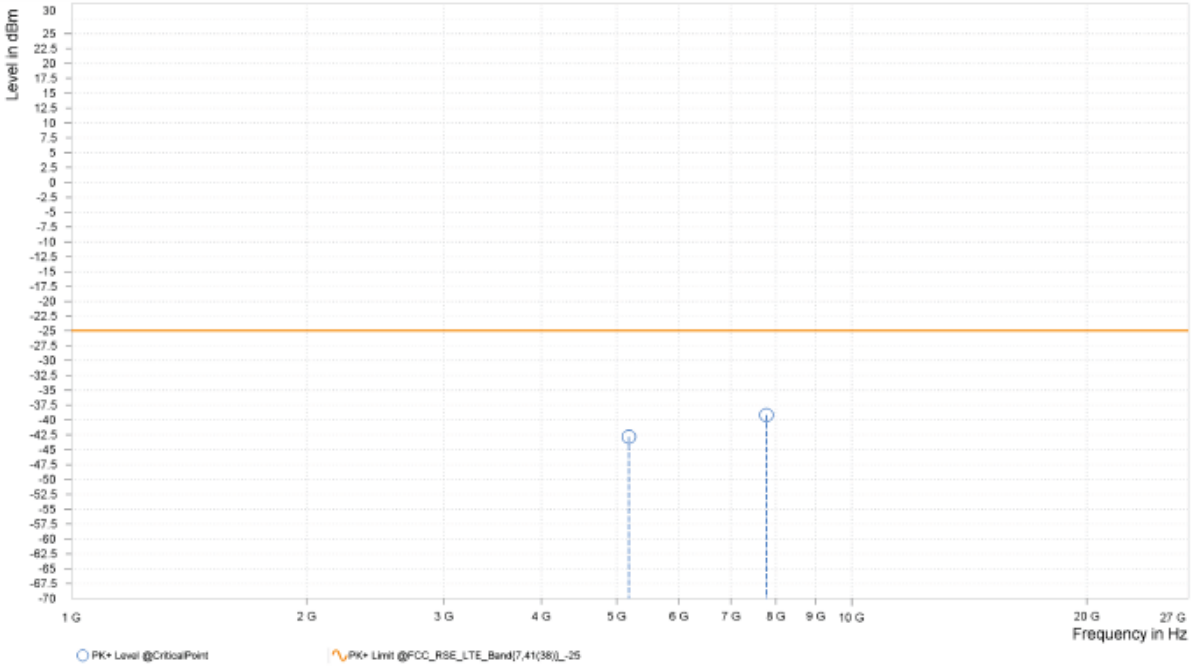

**CH41565**

| | | | |
|---|---|---|---|
| **MODE** | TX channel 41565 | **FREQUENCY RANGE** | Above 1000MHz |
| **ENVIRONMENTAL CONDITIONS** | 23deg. C, 70%RH | **INPUT POWER** | AC 120V/60Hz |
| **TESTED BY** | Jace Hu | | |
| **ANTENNA POLARITY & TEST DISTANCE: HORIZONTAL AT 3 M** | | | |

| Rg | Frequency [MHz] | PK+ Level [dBm] | PK+ Limit [dBm] | PK+ Margin [dB] | Correction [dB] | Polarization | Azimuth [deg] | Antenna Height [m] |
|---|---|---|---|---|---|---|---|---|
| 2 | 5,370.500 | -44.18 | -25.00 | 19.18 | 17.40 | H | 274.4 | 1.00 |
| 3 | 8,055.750 | -62.58 | -25.00 | 37.58 | 20.56 | H | 359 | 1.00 |

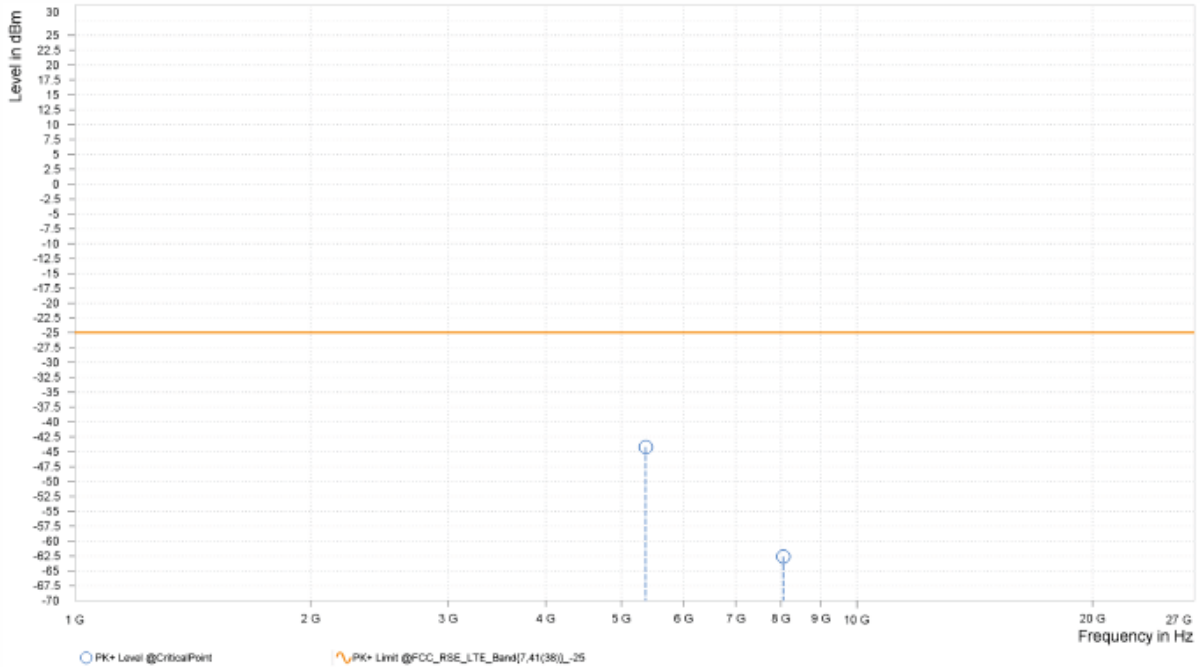

| MODE | TX channel 41565 | FREQUENCY RANGE | Above 1000MHz |
|---|---|---|---|
| ENVIRONMENTAL CONDITIONS | 23deg. C, 70%RH | INPUT POWER | AC 120V/60Hz |
| TESTED BY | Jace Hu | | |
| ANTENNA POLARITY & TEST DISTANCE: VERTICAL AT 3 M | | | |

| Rg | Frequency [MHz] | PK+ Level [dBm] | PK+ Limit [dBm] | PK+ Margin [dB] | Correction [dB] | Polarization | Azimuth [deg] | Antenna Height [m] |
|---|---|---|---|---|---|---|---|---|
| 2 | 5,370.500 | -43.51 | -25.00 | 18.51 | 17.21 | V | 359 | 2.00 |
| 3 | 8,055.750 | -62.36 | -25.00 | 37.36 | 20.52 | V | 325.9 | 1.00 |

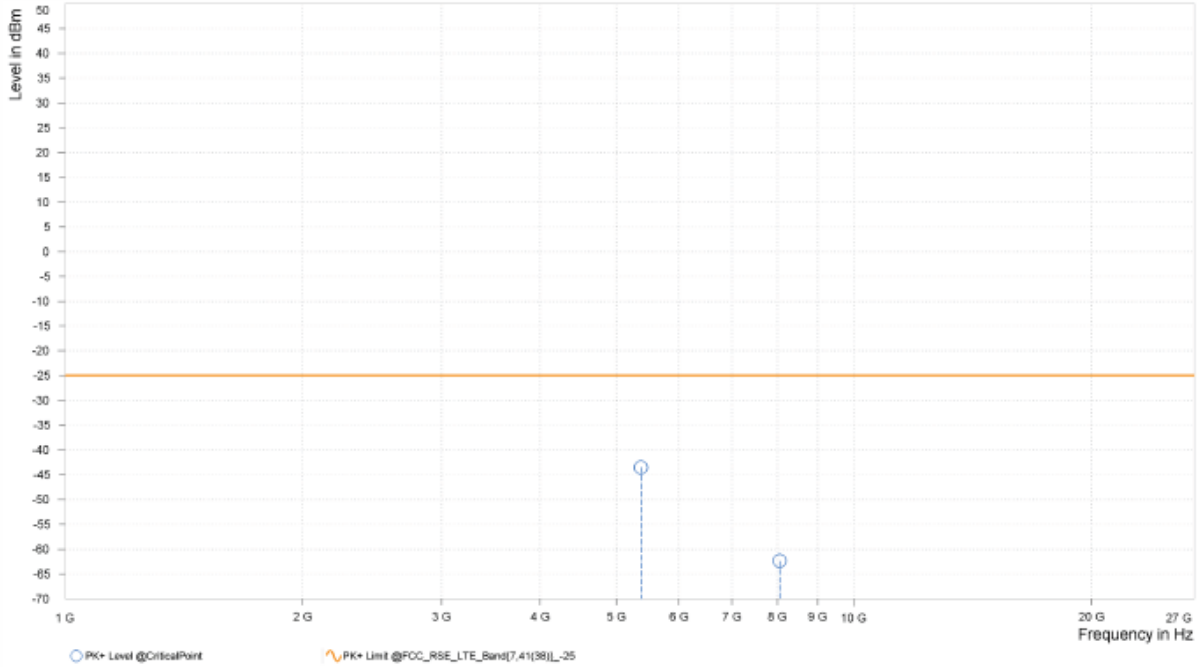

**CHANNEL BANDWIDTH: 10MHz / QPSK**

| | | | |
|---|---|---|---|
| **MODE** | TX channel 40620 | **FREQUENCY RANGE** | Above 1000MHz |
| **ENVIRONMENTAL CONDITIONS** | 23deg. C, 70%RH | **INPUT POWER** | AC 120V/60Hz |
| **TESTED BY** | Jace Hu | | |
| **ANTENNA POLARITY & TEST DISTANCE: HORIZONTAL AT 3 M** | | | |

| Rg | Frequency [MHz] | PK+ Level [dBm] | PK+ Limit [dBm] | PK+ Margin [dB] | Correction [dB] | Polarization | Azimuth [deg] | Antenna Height [m] |
|---|---|---|---|---|---|---|---|---|
| 2 | 5,177.000 | -42.74 | -25.00 | 17.74 | 18.08 | H | 268.4 | 2.00 |
| 2 | 7,765.500 | -39.20 | -25.00 | 14.20 | 22.21 | H | 268.4 | 2.00 |

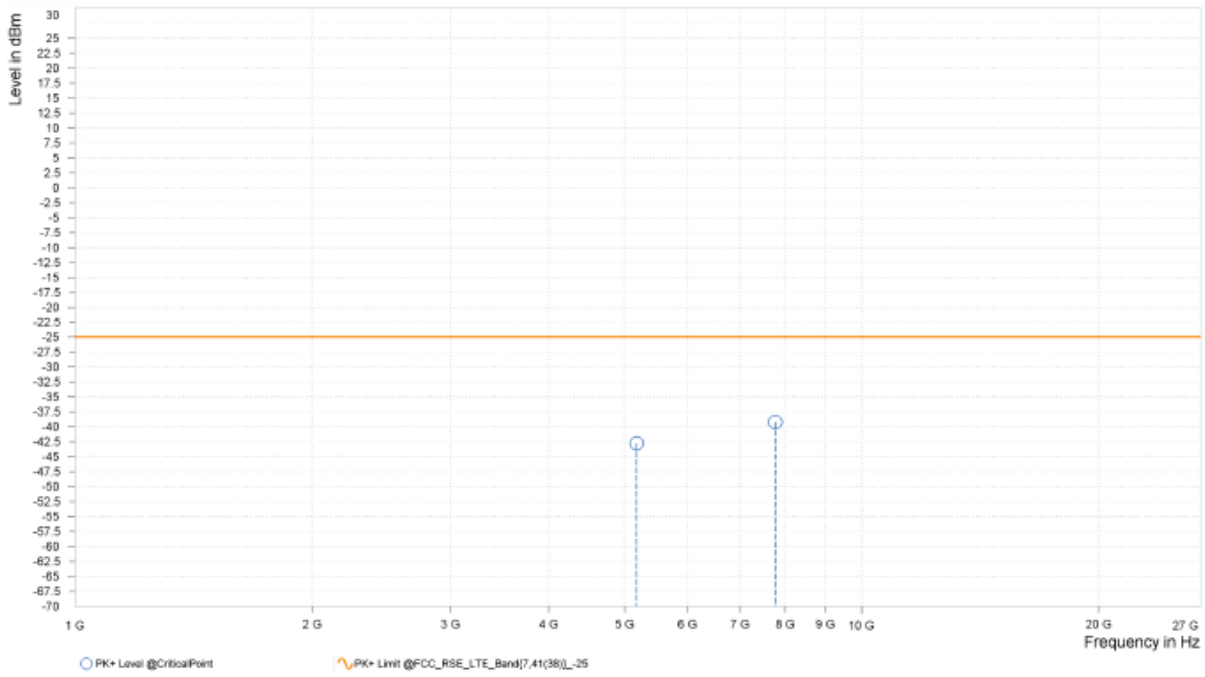

| MODE | TX channel 40620 | FREQUENCY RANGE | Above 1000MHz |
|---|---|---|---|
| ENVIRONMENTAL CONDITIONS | 23deg. C, 70%RH | INPUT POWER | AC 120V/60Hz |
| TESTED BY | Jace Hu | | |
| ANTENNA POLARITY & TEST DISTANCE: VERTICAL AT 3 M | | | |

| Rg | Frequency [MHz] | PK+ Level [dBm] | PK+ Limit [dBm] | PK+ Margin [dB] | Correction [dB] | Polarization | Azimuth [deg] | Antenna Height [m] |
|---|---|---|---|---|---|---|---|---|
| 2 | 5,177.000 | -42.05 | -25.00 | 17.05 | 18.01 | V | 1 | 1.00 |
| 2 | 7,765.500 | -38.87 | -25.00 | 13.87 | 22.24 | V | 85.7 | 2.00 |

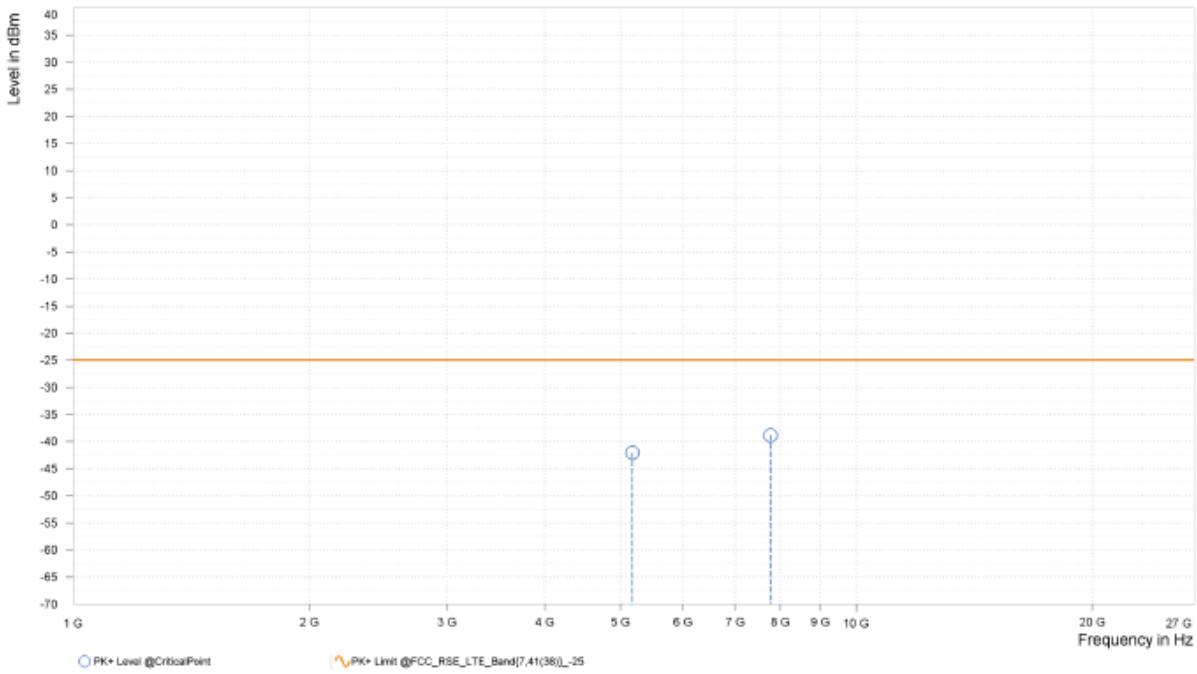

**CHANNEL BANDWIDTH: 15MHz / QPSK**

| | | | |
|---|---|---|---|
| **MODE** | TX channel 40620 | **FREQUENCY RANGE** | Above 1000MHz |
| **ENVIRONMENTAL CONDITIONS** | 23deg. C, 70%RH | **INPUT POWER** | AC 120V/60Hz |
| **TESTED BY** | Jace Hu | | |
| **ANTENNA POLARITY & TEST DISTANCE: HORIZONTAL AT 3 M** | | | |

| Rg | Frequency [MHz] | PK+ Level [dBm] | PK+ Limit [dBm] | PK+ Margin [dB] | Correction [dB] | Polarization | Azimuth [deg] | Antenna Height [m] |
|---|---|---|---|---|---|---|---|---|
| 2 | 5,172.500 | -41.72 | -25.00 | 16.72 | 18.03 | H | 1 | 2.00 |
| 2 | 7,758.750 | -39.85 | -25.00 | 14.85 | 22.22 | H | 84.5 | 2.00 |

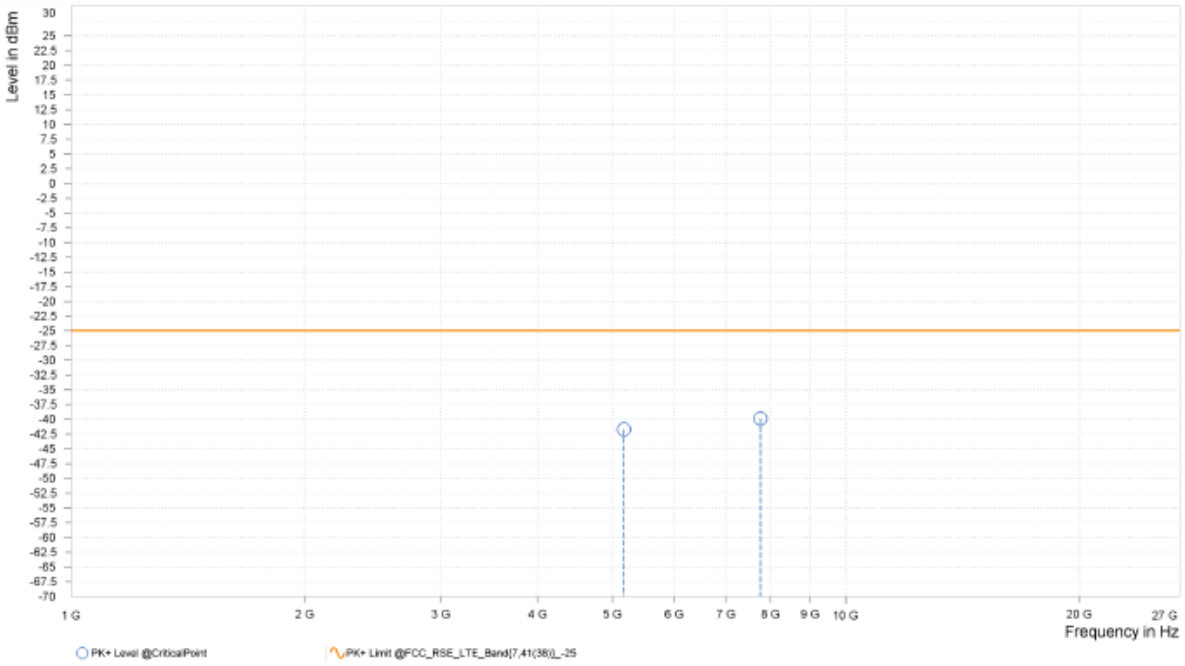

| MODE | TX channel 40620 | FREQUENCY RANGE | Above 1000MHz |
|---|---|---|---|
| ENVIRONMENTAL CONDITIONS | 23deg. C, 70%RH | INPUT POWER | AC 120V/60Hz |
| TESTED BY | Jace Hu | | |
| ANTENNA POLARITY & TEST DISTANCE: VERTICAL AT 3 M | | | |

| Rg | Frequency [MHz] | PK+ Level [dBm] | PK+ Limit [dBm] | PK+ Margin [dB] | Correction [dB] | Polarization | Azimuth [deg] | Antenna Height [m] |
|---|---|---|---|---|---|---|---|---|
| 2 | 5,172.500 | -43.38 | -25.00 | 18.38 | 17.95 | V | 90.5 | 1.00 |
| 2 | 7,758.750 | -39.01 | -25.00 | 14.01 | 22.25 | V | 89.3 | 2.00 |

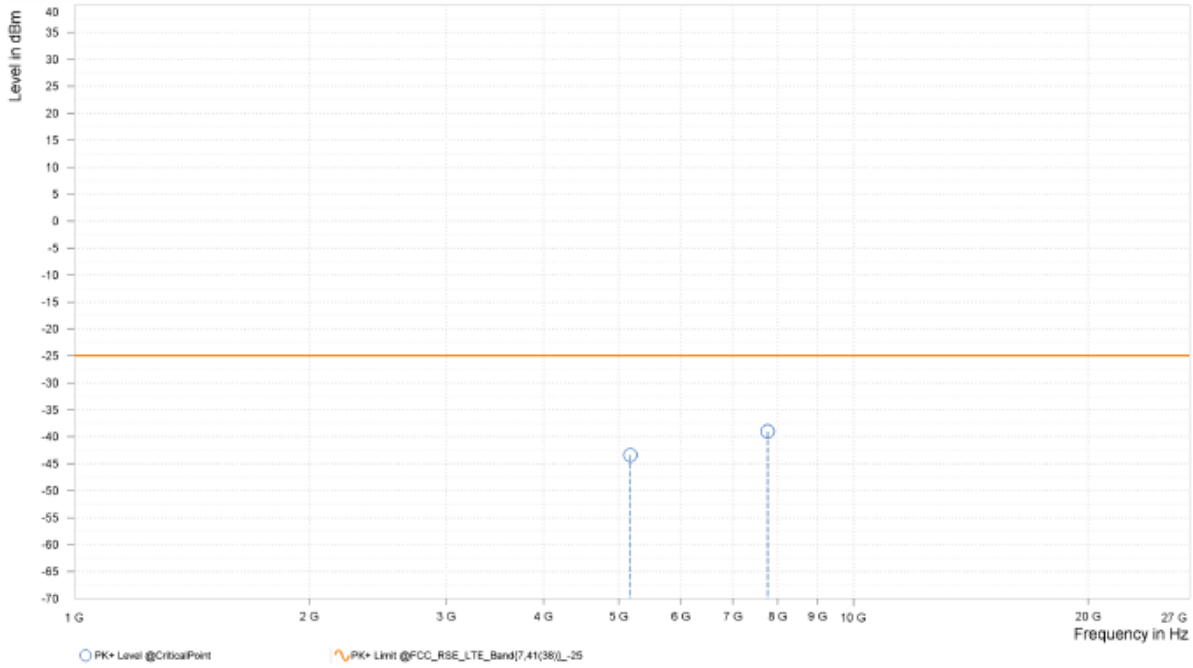

**CHANNEL BANDWIDTH: 20MHz / QPSK**

| | | | |
|---|---|---|---|
| **MODE** | TX channel 40620 | **FREQUENCY RANGE** | Above 1000MHz |
| **ENVIRONMENTAL CONDITIONS** | 23deg. C, 70%RH | **INPUT POWER** | AC 120V/60Hz |
| **TESTED BY** | Jace Hu | | |
| **ANTENNA POLARITY & TEST DISTANCE: HORIZONTAL AT 3 M** | | | |

| Rg | Frequency [MHz] | PK+ Level [dBm] | PK+ Limit [dBm] | PK+ Margin [dB] | Correction [dB] | Polarization | Azimuth [deg] | Antenna Height [m] |
|---|---|---|---|---|---|---|---|---|
| 2 | 5,168.000 | -43.06 | -25.00 | 18.06 | 17.98 | H | 84.5 | 2.00 |
| 2 | 7,752.000 | -39.39 | -25.00 | 14.39 | 22.24 | H | 359 | 1.00 |

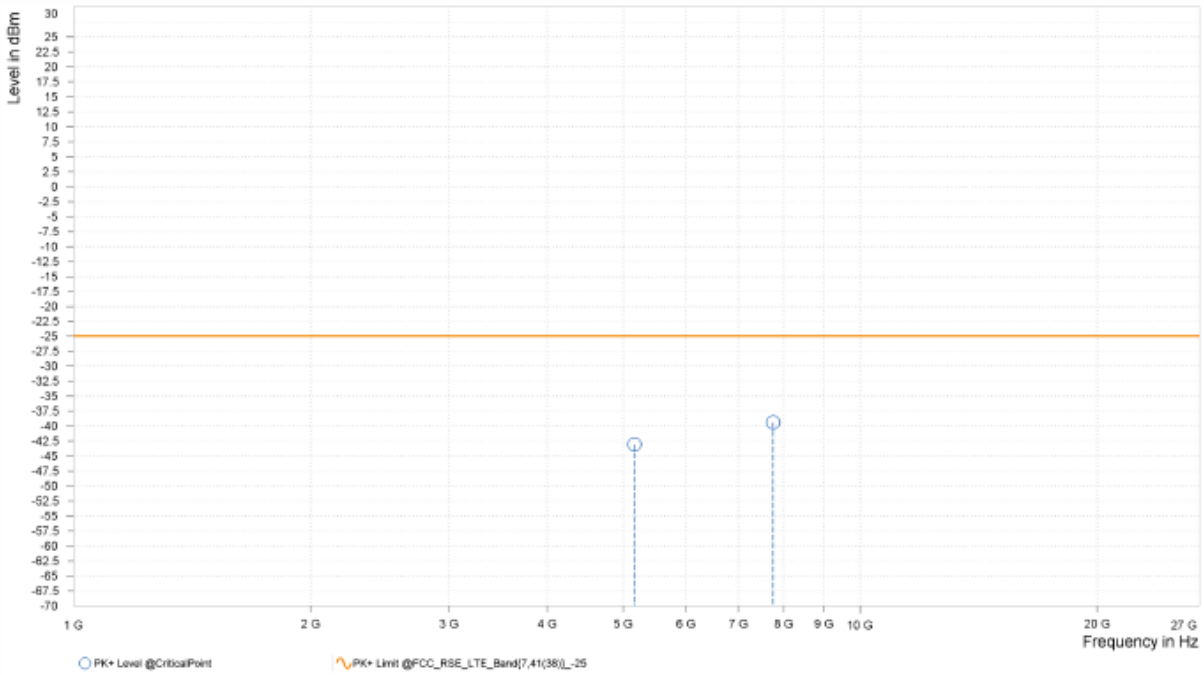

| MODE | TX channel 40620 | FREQUENCY RANGE | Above 1000MHz |
|---|---|---|---|
| ENVIRONMENTAL CONDITIONS | 23deg. C, 70%RH | INPUT POWER | AC 120V/60Hz |
| TESTED BY | Jace Hu | | |
| ANTENNA POLARITY & TEST DISTANCE: VERTICAL AT 3 M | | | |

| Rg | Frequency [MHz] | PK+ Level [dBm] | PK+ Limit [dBm] | PK+ Margin [dB] | Correction [dB] | Polarization | Azimuth [deg] | Antenna Height [m] |
|---|---|---|---|---|---|---|---|---|
| 2 | 5,168.000 | -42.65 | -25.00 | 17.65 | 17.89 | V | 269.7 | 2.00 |
| 2 | 7,752.000 | -38.41 | -25.00 | 13.41 | 22.26 | V | 1 | 1.00 |

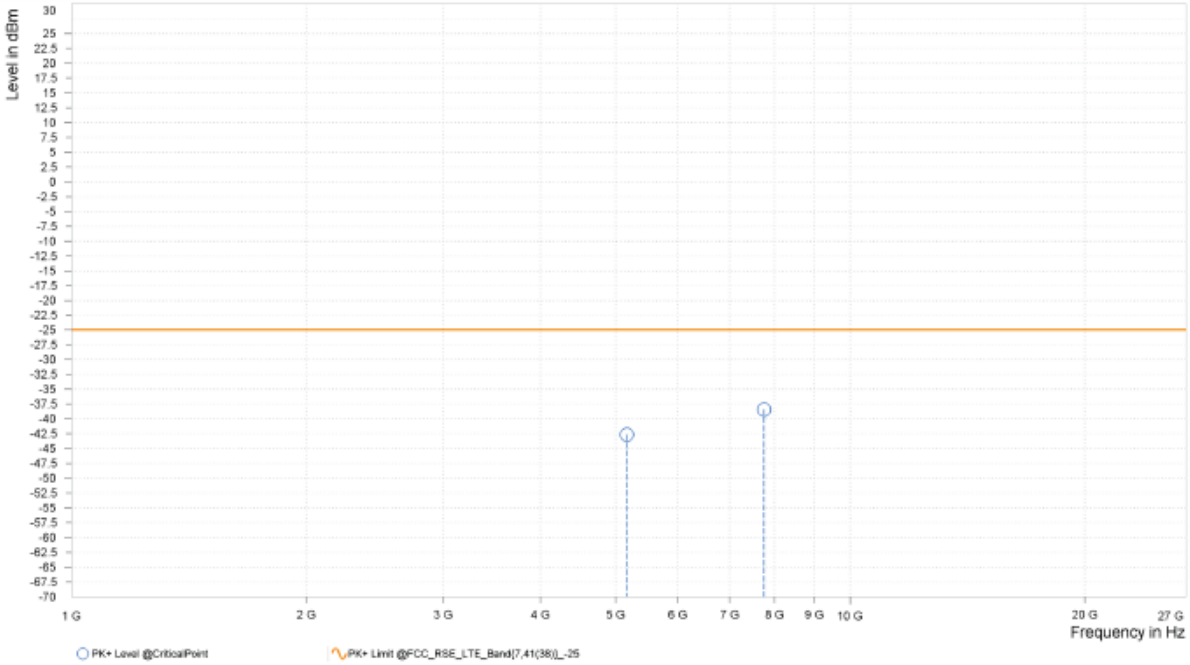

**LTE BAND 42**

**CHANNEL BANDWIDTH: 5MHz / QPSK**

| | | | |
|---|---|---|---|
| **MODE** | TX channel 42590 | **FREQUENCY RANGE** | Above 1000MHz |
| **ENVIRONMENTAL CONDITIONS** | 23deg. C, 70%RH | **INPUT POWER** | AC 120V/60Hz |
| **TESTED BY** | Jace Hu | | |
| **ANTENNA POLARITY & TEST DISTANCE: HORIZONTAL AT 3 M** | | | |

| Rg | Frequency [MHz] | PK+ Level [dBm] | PK+ Limit [dBm] | PK+ Margin [dB] | Correction [dB] | Polarization | Azimuth [deg] | Antenna Height [m] |
|---|---|---|---|---|---|---|---|---|
| 5 | 6,995.500 | -43.88 | -13.00 | 30.88 | 30.64 | H | 261.7 | 1.00 |
| 6 | 10,493.250 | -55.43 | -13.00 | 42.43 | 16.52 | H | 0.9 | 2.00 |

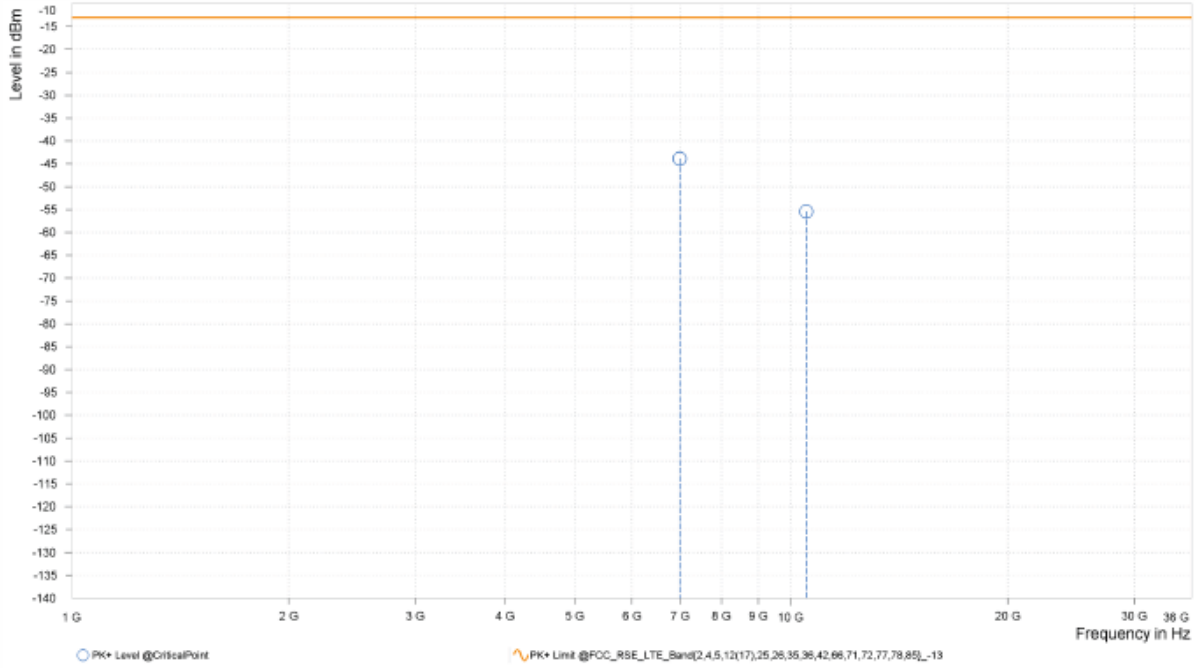

| MODE | TX channel 42590 | FREQUENCY RANGE | Above 1000MHz |
|---|---|---|---|
| ENVIRONMENTAL CONDITIONS | 23deg. C, 70%RH | INPUT POWER | AC 120V/60Hz |
| TESTED BY | Jace Hu | | |
| ANTENNA POLARITY & TEST DISTANCE: VERTICAL AT 3 M | | | |

| Rg | Frequency [MHz] | PK+ Level [dBm] | PK+ Limit [dBm] | PK+ Margin [dB] | Correction [dB] | Polarization | Azimuth [deg] | Antenna Height [m] |
|---|---|---|---|---|---|---|---|---|
| 5 | 6,995.500 | -43.57 | -13.00 | 30.57 | 30.69 | V | 224.2 | 1.00 |
| 6 | 10,493.250 | -53.84 | -13.00 | 40.84 | 16.26 | V | 207.8 | 2.00 |

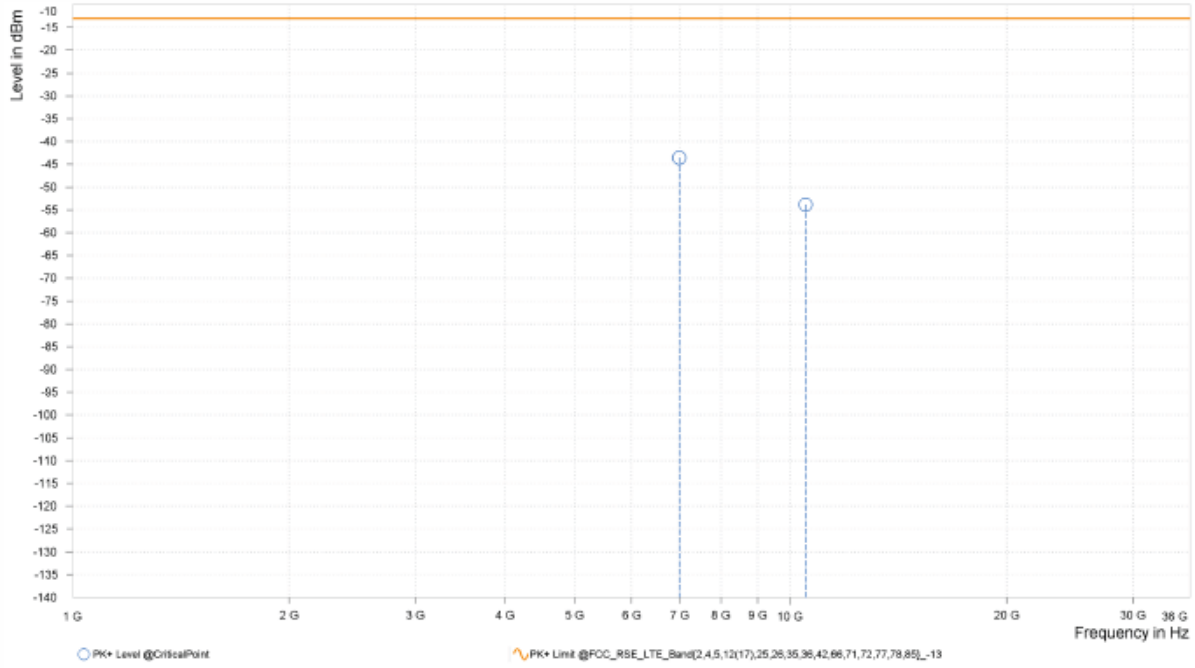

**CHANNEL BANDWIDTH: 10MHz / QPSK**

**CH42140**

| | | | |
|---|---|---|---|
| **MODE** | TX channel 42140 | **FREQUENCY RANGE** | Above 1000MHz |
| **ENVIRONMENTAL CONDITIONS** | 23deg. C, 70%RH | **INPUT POWER** | AC 120V/60Hz |
| **TESTED BY** | Jace Hu | | |
| **ANTENNA POLARITY & TEST DISTANCE: HORIZONTAL AT 3 M** | | | |

| Rg | Frequency [MHz] | PK+ Level [dBm] | PK+ Limit [dBm] | PK+ Margin [dB] | Correction [dB] | Polarization | Azimuth [deg] | Antenna Height [m] |
|---|---|---|---|---|---|---|---|---|
| 5 | 6,901.000 | -44.94 | -13.00 | 31.94 | 30.29 | H | 359.1 | 1.00 |
| 6 | 10,351.500 | -55.16 | -13.00 | 42.16 | 15.81 | H | 359.1 | 1.00 |

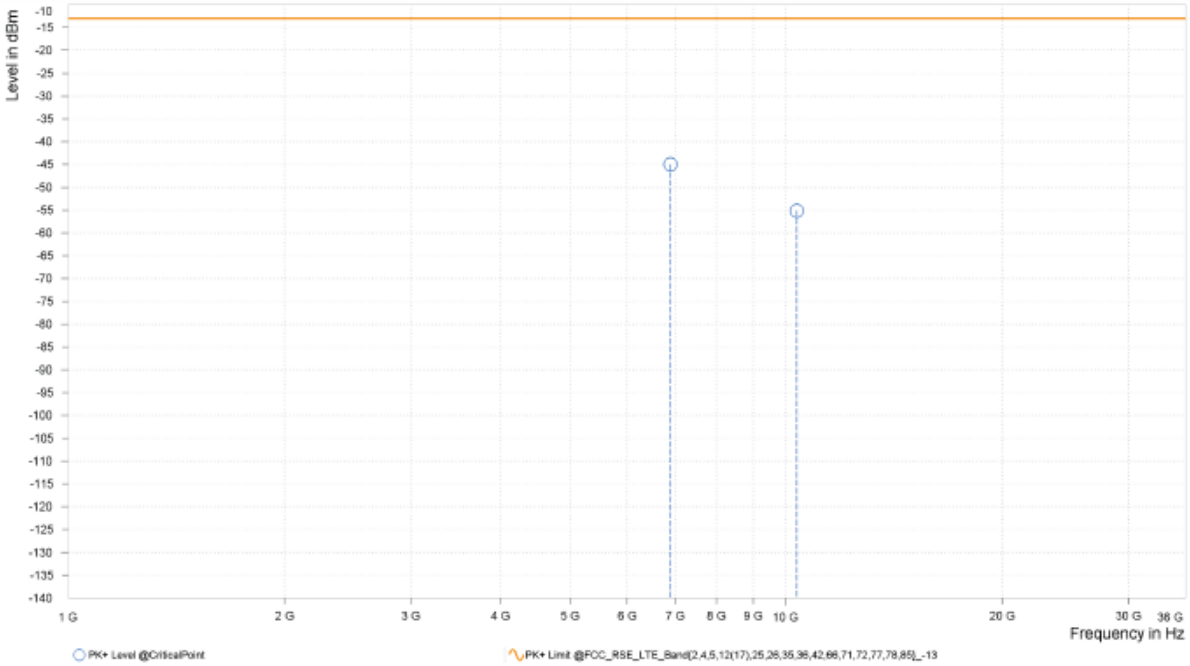

| MODE | TX channel 42140 | FREQUENCY RANGE | Above 1000MHz |
|---|---|---|---|
| ENVIRONMENTAL CONDITIONS | 23deg. C, 70%RH | INPUT POWER | AC 120V/60Hz |
| TESTED BY | Jace Hu | | |
| ANTENNA POLARITY & TEST DISTANCE: VERTICAL AT 3 M | | | |

| Rg | Frequency [MHz] | PK+ Level [dBm] | PK+ Limit [dBm] | PK+ Margin [dB] | Correction [dB] | Polarization | Azimuth [deg] | Antenna Height [m] |
|---|---|---|---|---|---|---|---|---|
| 5 | 6,901.000 | -44.12 | -13.00 | 31.12 | 30.25 | V | 237.6 | 2.00 |
| 6 | 10,351.500 | -54.50 | -13.00 | 41.50 | 15.52 | V | 86.9 | 2.00 |

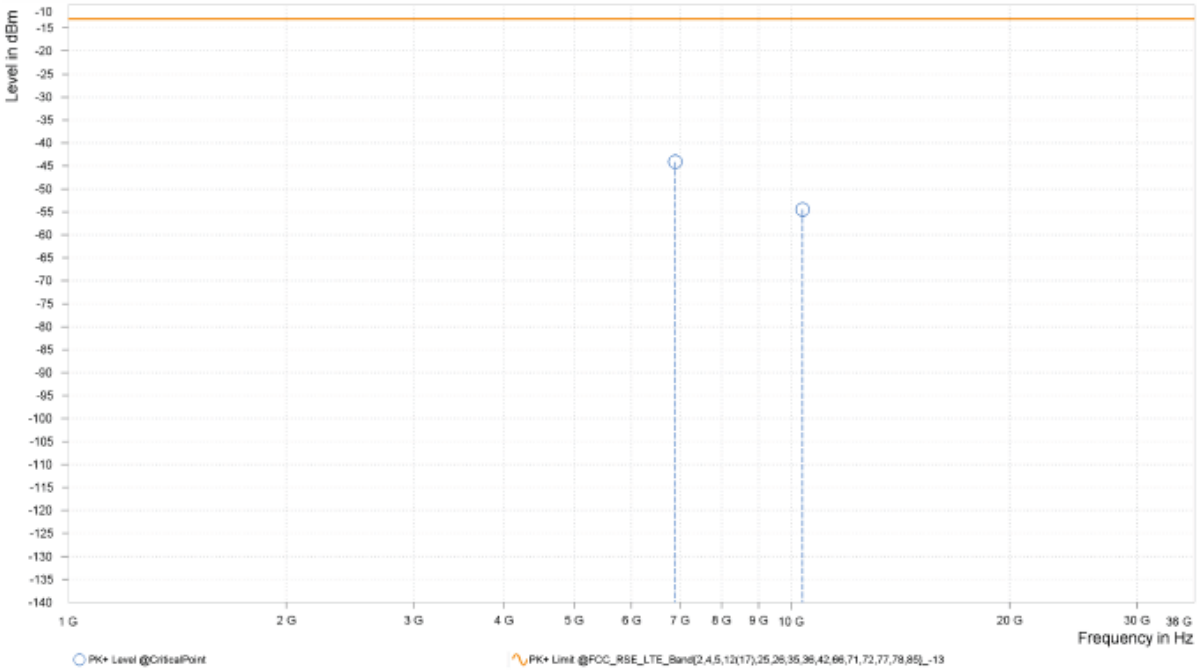

**CH42590**

| | | | |
|---|---|---|---|
| **MODE** | TX channel 42590 | **FREQUENCY RANGE** | Above 1000MHz |
| **ENVIRONMENTAL CONDITIONS** | 23deg. C, 70%RH | **INPUT POWER** | AC 120V/60Hz |
| **TESTED BY** | Jace Hu | | |
| **ANTENNA POLARITY & TEST DISTANCE: HORIZONTAL AT 3 M** | | | |

| Rg | Frequency [MHz] | PK+ Level [dBm] | PK+ Limit [dBm] | PK+ Margin [dB] | Correction [dB] | Polarization | Azimuth [deg] | Antenna Height [m] |
|---|---|---|---|---|---|---|---|---|
| 5 | 6,991.000 | -44.07 | -13.00 | 31.07 | 30.62 | H | 357.8 | 1.00 |
| 6 | 10,486.500 | -56.09 | -13.00 | 43.09 | 16.49 | H | 359 | 2.00 |

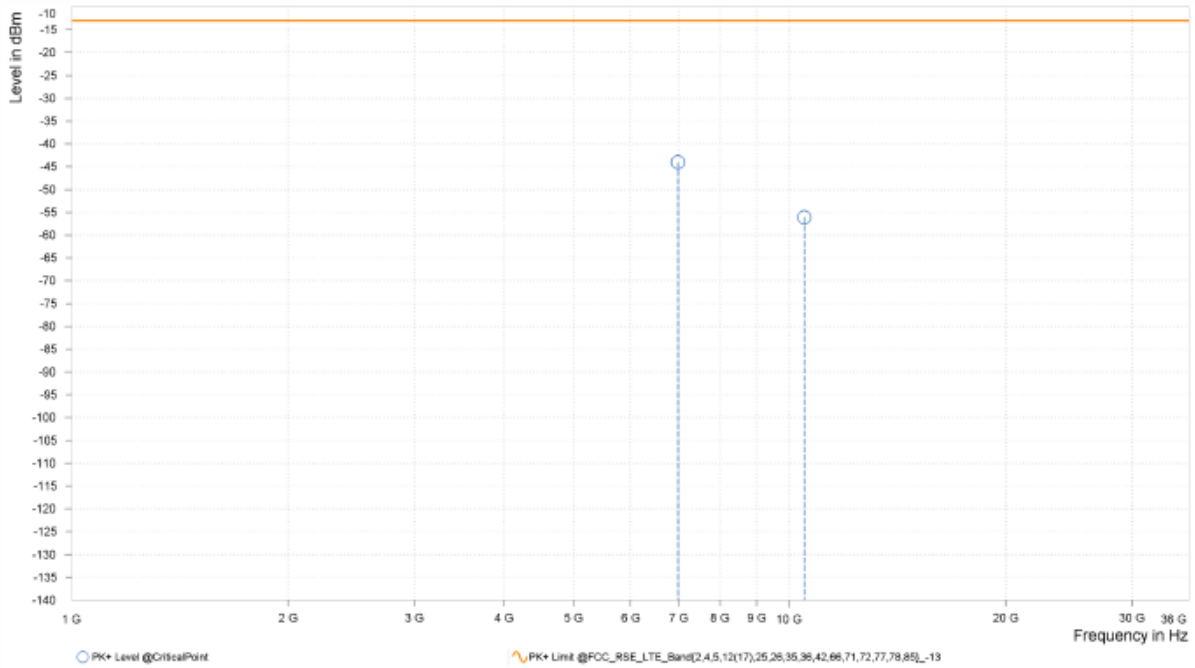

| MODE | TX channel 42590 | FREQUENCY RANGE | Above 1000MHz |
|---|---|---|---|
| ENVIRONMENTAL CONDITIONS | 23deg. C, 70%RH | INPUT POWER | AC 120V/60Hz |
| TESTED BY | Jace Hu | | |
| ANTENNA POLARITY & TEST DISTANCE: VERTICAL AT 3 M | | | |

| Rg | Frequency [MHz] | PK+ Level [dBm] | PK+ Limit [dBm] | PK+ Margin [dB] | Correction [dB] | Polarization | Azimuth [deg] | Antenna Height [m] |
|---|---|---|---|---|---|---|---|---|
| 5 | 6,991.000 | -41.65 | -13.00 | 28.65 | 30.66 | V | 0.9 | 2.00 |
| 6 | 10,486.500 | -55.43 | -13.00 | 42.43 | 16.24 | V | 359 | 1.00 |

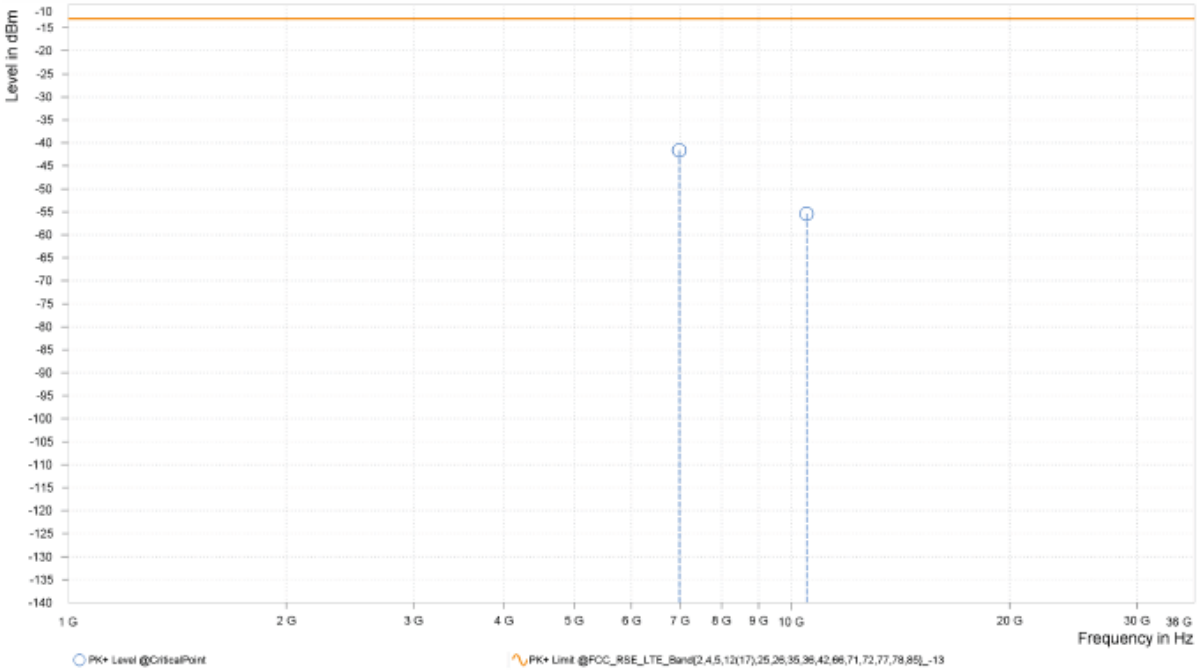

**CH43040**

| | | | |
|---|---|---|---|
| **MODE** | TX channel 43040 | **FREQUENCY RANGE** | Above 1000MHz |
| **ENVIRONMENTAL CONDITIONS** | 23deg. C, 70%RH | **INPUT POWER** | AC 120V/60Hz |
| **TESTED BY** | Jace Hu | | |
| **ANTENNA POLARITY & TEST DISTANCE: HORIZONTAL AT 3 M** | | | |

| Rg | Frequency [MHz] | PK+ Level [dBm] | PK+ Limit [dBm] | PK+ Margin [dB] | Correction [dB] | Polarization | Azimuth [deg] | Antenna Height [m] |
|---|---|---|---|---|---|---|---|---|
| 5 | 7,081.000 | -42.32 | -13.00 | 29.32 | 30.86 | H | 238.2 | 2.00 |
| 6 | 10,621.500 | -53.53 | -13.00 | 40.53 | 16.75 | H | 153.4 | 1.00 |

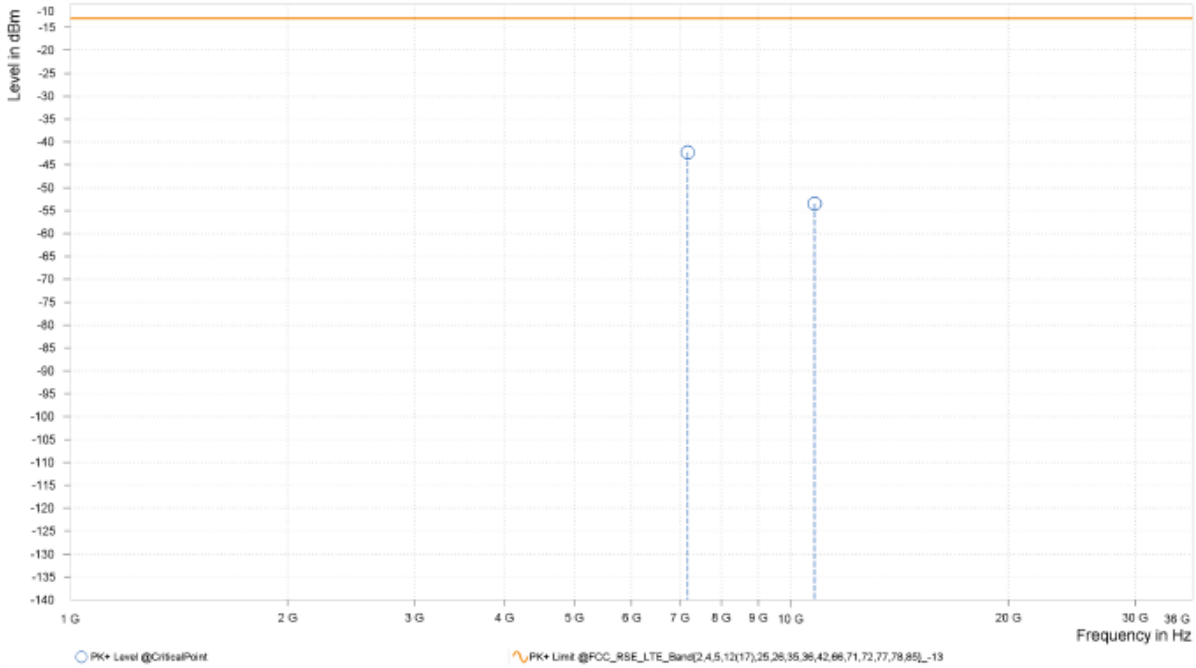

| MODE | TX channel 43040 | FREQUENCY RANGE | Above 1000MHz |
|---|---|---|---|
| ENVIRONMENTAL CONDITIONS | 23deg. C, 70%RH | INPUT POWER | AC 120V/60Hz |
| TESTED BY | Jace Hu | | |
| ANTENNA POLARITY & TEST DISTANCE: VERTICAL AT 3 M | | | |

| Rg | Frequency [MHz] | PK+ Level [dBm] | PK+ Limit [dBm] | PK+ Margin [dB] | Correction [dB] | Polarization | Azimuth [deg] | Antenna Height [m] |
|---|---|---|---|---|---|---|---|---|
| 5 | 7,081.000 | -42.95 | -13.00 | 29.95 | 30.71 | V | 157.6 | 2.00 |
| 6 | 10,621.500 | -53.61 | -13.00 | 40.61 | 16.63 | V | 0.9 | 2.00 |

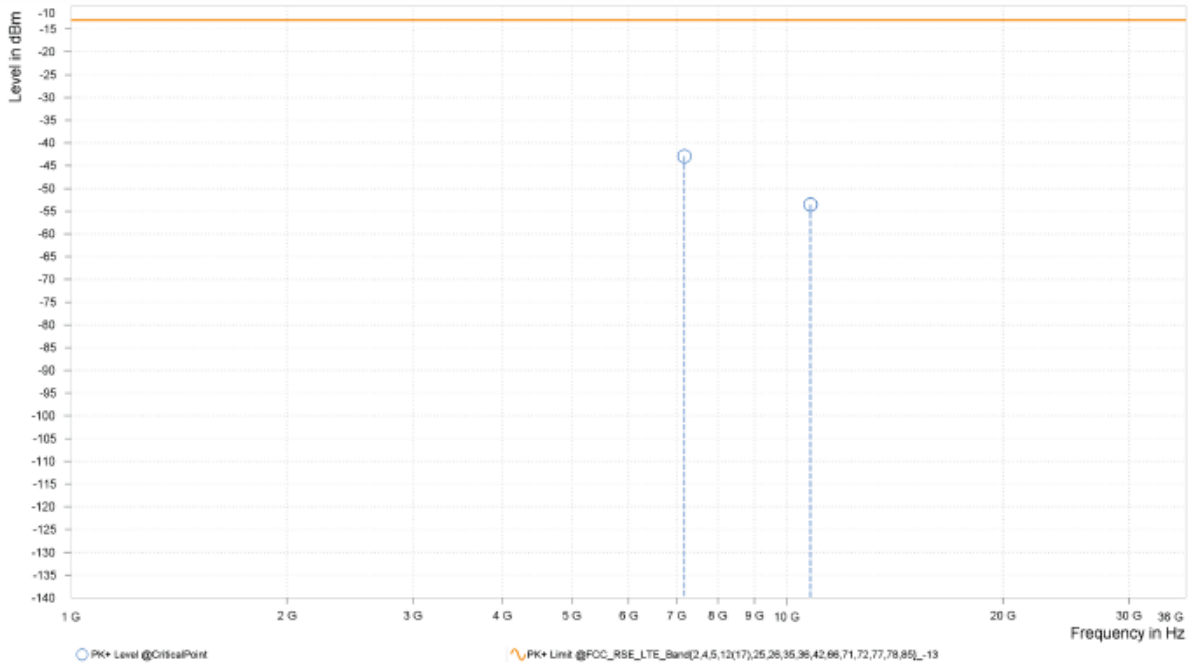

**CHANNEL BANDWIDTH: 15MHz / QPSK**

| | | | |
|---|---|---|---|
| **MODE** | TX channel 42590 | **FREQUENCY RANGE** | Above 1000MHz |
| **ENVIRONMENTAL CONDITIONS** | 23deg. C, 70%RH | **INPUT POWER** | AC 120V/60Hz |
| **TESTED BY** | Jace Hu | | |
| **ANTENNA POLARITY & TEST DISTANCE: HORIZONTAL AT 3 M** | | | |

| Rg | Frequency [MHz] | PK+ Level [dBm] | PK+ Limit [dBm] | PK+ Margin [dB] | Correction [dB] | Polarization | Azimuth [deg] | Antenna Height [m] |
|---|---|---|---|---|---|---|---|---|
| 5 | 6,986.500 | -42.27 | -13.00 | 29.27 | 30.59 | H | 359 | 2.00 |
| 6 | 10,479.750 | -55.12 | -13.00 | 42.12 | 16.46 | H | 1 | 1.00 |

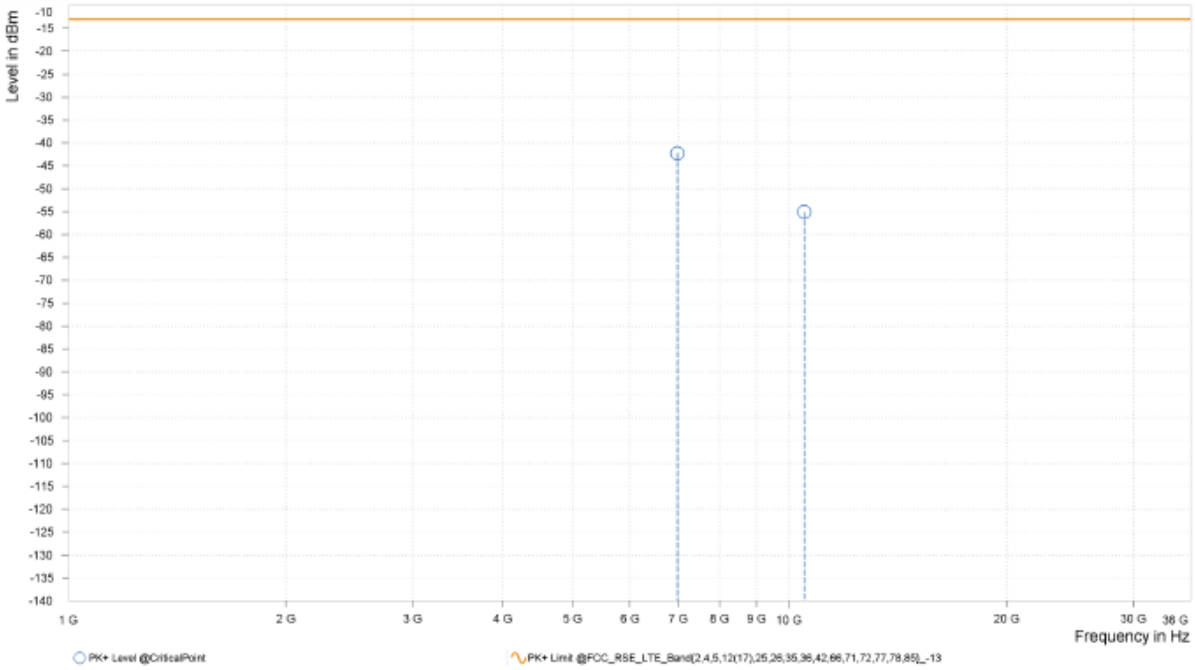

| MODE | TX channel 42590 | FREQUENCY RANGE | Above 1000MHz |
|---|---|---|---|
| ENVIRONMENTAL CONDITIONS | 23deg. C, 70%RH | INPUT POWER | AC 120V/60Hz |
| TESTED BY | Jace Hu | | |
| ANTENNA POLARITY & TEST DISTANCE: VERTICAL AT 3 M | | | |

| Rg | Frequency [MHz] | PK+ Level [dBm] | PK+ Limit [dBm] | PK+ Margin [dB] | Correction [dB] | Polarization | Azimuth [deg] | Antenna Height [m] |
|---|---|---|---|---|---|---|---|---|
| 5 | 6,986.500 | -42.97 | -13.00 | 29.97 | 30.63 | V | 28.9 | 2.00 |
| 6 | 10,479.750 | -53.65 | -13.00 | 40.65 | 16.22 | V | 84.1 | 2.00 |

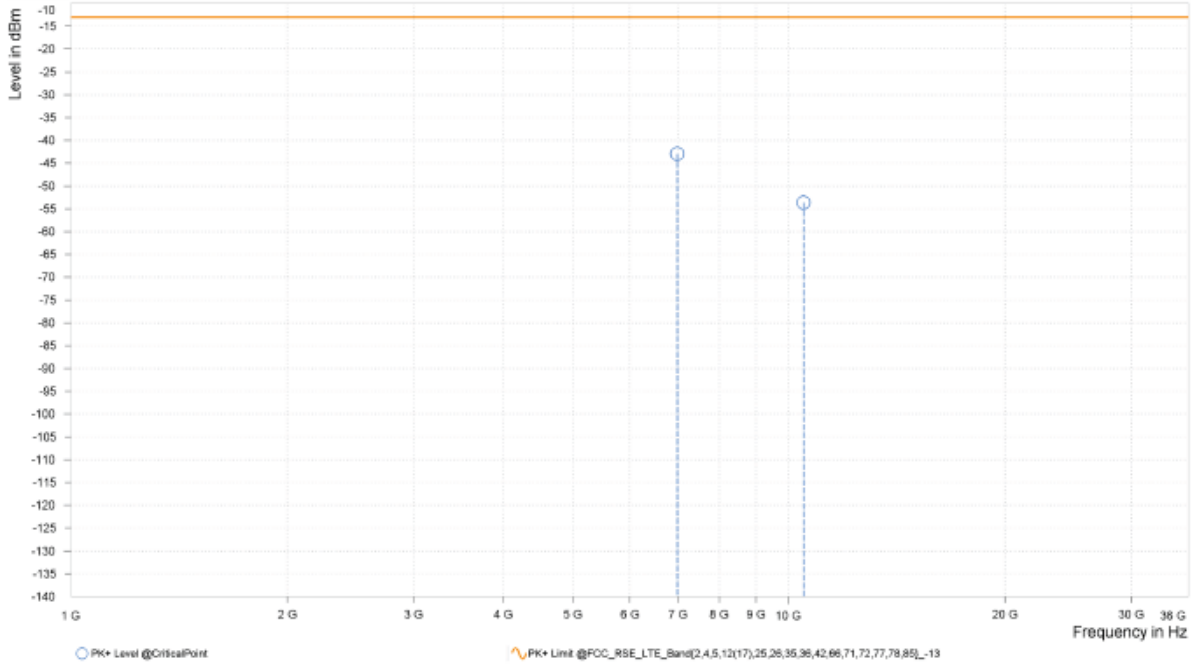

**CHANNEL BANDWIDTH: 20MHz / QPSK**

| | | | |
|---|---|---|---|
| **MODE** | TX channel 42590 | **FREQUENCY RANGE** | Above 1000MHz |
| **ENVIRONMENTAL CONDITIONS** | 23deg. C, 70%RH | **INPUT POWER** | AC 120V/60Hz |
| **TESTED BY** | Jace Hu | | |
| **ANTENNA POLARITY & TEST DISTANCE: HORIZONTAL AT 3 M** | | | |

| Rg | Frequency [MHz] | PK+ Level [dBm] | PK+ Limit [dBm] | PK+ Margin [dB] | Correction [dB] | Polarization | Azimuth [deg] | Antenna Height [m] |
|---|---|---|---|---|---|---|---|---|
| 5 | 6,982.000 | -42.32 | -13.00 | 29.32 | 30.56 | H | 148.4 | 2.00 |
| 6 | 10,473.000 | -54.94 | -13.00 | 41.94 | 16.42 | H | 1 | 1.00 |

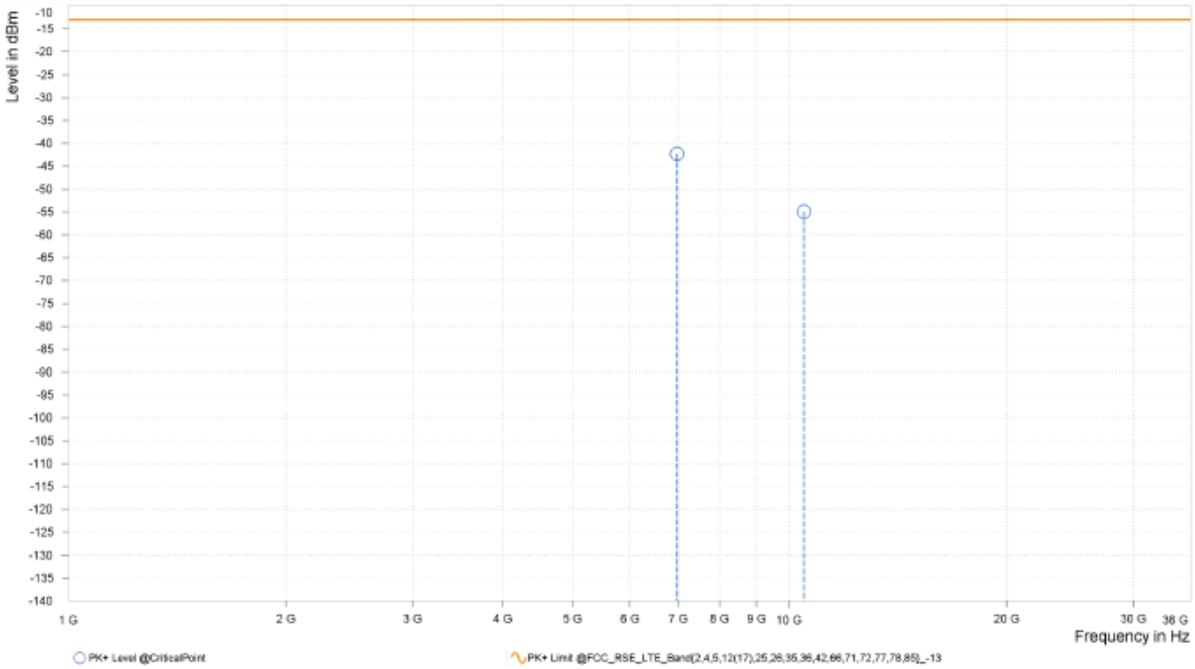

| MODE | TX channel 42590 | FREQUENCY RANGE | Above 1000MHz |
|---|---|---|---|
| ENVIRONMENTAL CONDITIONS | 23deg. C, 70%RH | INPUT POWER | AC 120V/60Hz |
| TESTED BY | Jace Hu | | |
| ANTENNA POLARITY & TEST DISTANCE: VERTICAL AT 3 M | | | |

| Rg | Frequency [MHz] | PK+ Level [dBm] | PK+ Limit [dBm] | PK+ Margin [dB] | Correction [dB] | Polarization | Azimuth [deg] | Antenna Height [m] |
|---|---|---|---|---|---|---|---|---|
| 5 | 6,982.000 | -41.87 | -13.00 | 28.87 | 30.61 | V | 29.6 | 2.00 |
| 6 | 10,473.000 | -55.52 | -13.00 | 42.52 | 16.20 | V | 204.4 | 2.00 |

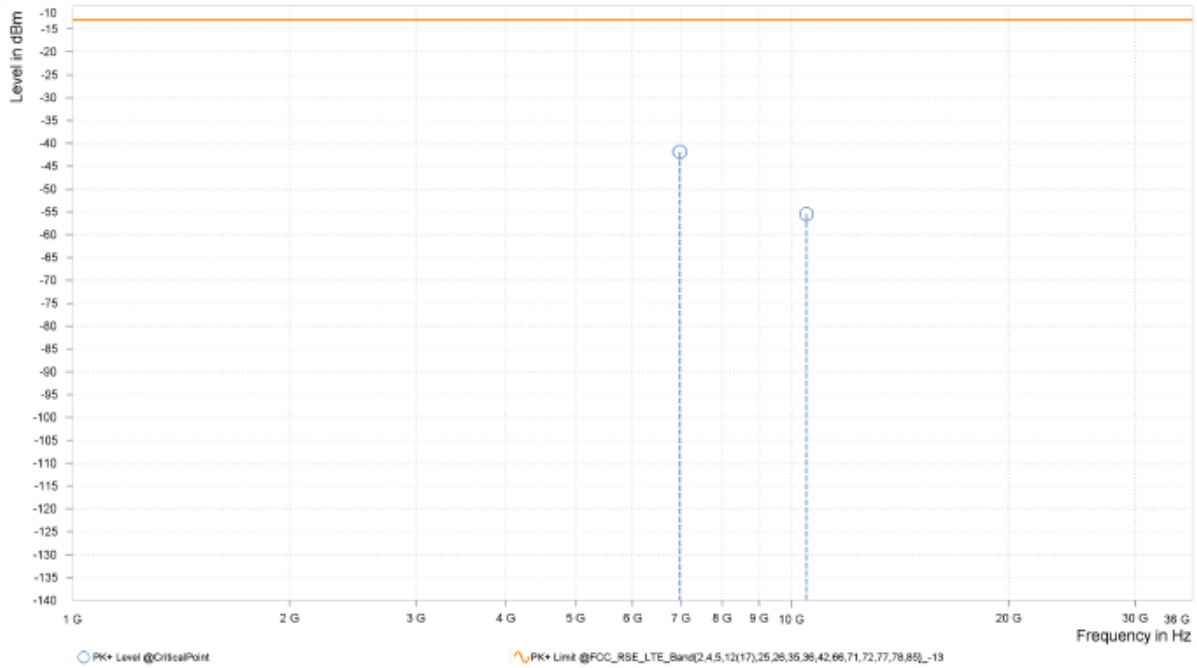

**LTE B66**

**CHANNEL BANDWIDTH: 1.4MHz / QPSK**

| | | | |
|---|---|---|---|
| **MODE** | TX channel 132322 | **FREQUENCY RANGE** | Above 1000MHz |
| **ENVIRONMENTAL CONDITIONS** | 23deg. C, 70%RH | **INPUT POWER** | AC 120V/60HZ |
| **TESTED BY** | Jace Hu | | |
| **ANTENNA POLARITY & TEST DISTANCE: HORIZONTAL AT 3 M** | | | |

| Rg | Frequency [MHz] | PK+ Level [dBm] | PK+ Limit [dBm] | PK+ Margin [dB] | Correction [dB] | Polarization | Azimuth [deg] | Antenna Height [m] |
|---|---|---|---|---|---|---|---|---|
| 2 | 3,488.740 | -47.24 | -13.00 | 34.24 | 15.66 | H | 274.4 | 1.00 |
| 2 | 5,233.110 | -43.65 | -13.00 | 30.65 | 17.98 | H | 274.4 | 1.00 |

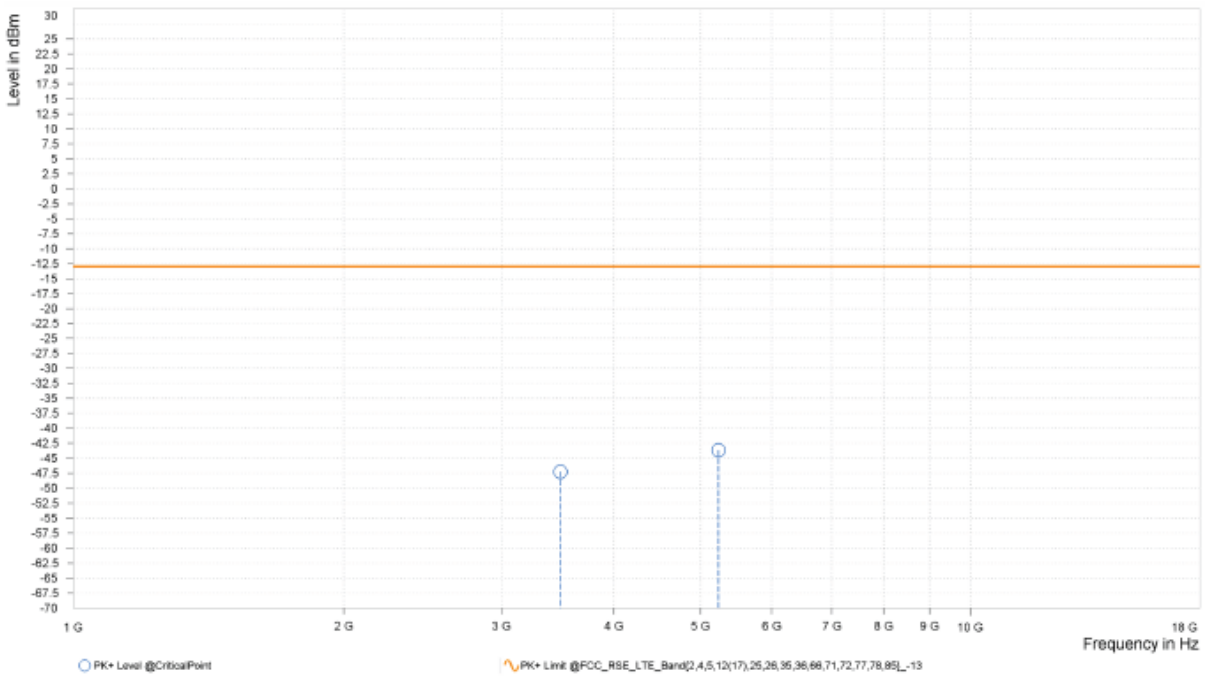

| MODE | TX channel 132322 | FREQUENCY RANGE | Above 1000MHz |
|---|---|---|---|
| ENVIRONMENTAL CONDITIONS | 23deg. C, 70%RH | INPUT POWER | AC 120V/60HZ |
| TESTED BY | Jace Hu | | |
| ANTENNA POLARITY & TEST DISTANCE: VERTICAL AT 3 M | | | |

| Rg | Frequency [MHz] | PK+ Level [dBm] | PK+ Limit [dBm] | PK+ Margin [dB] | Correction [dB] | Polarization | Azimuth [deg] | Antenna Height [m] |
|---|---|---|---|---|---|---|---|---|
| 2 | 3,488.740 | -46.93 | -13.00 | 33.93 | 15.43 | V | 1 | 2.00 |
| 2 | 5,233.110 | -43.19 | -13.00 | 30.19 | 17.95 | V | 359 | 2.00 |

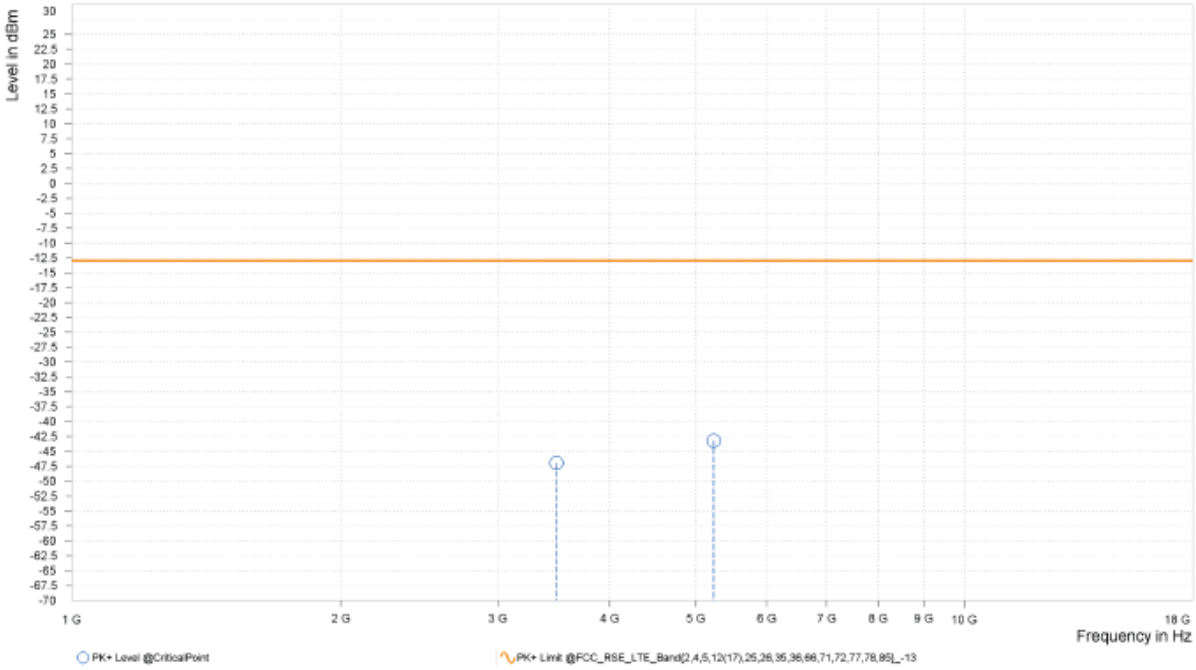

**CHANNEL BANDWIDTH: 3MHz / QPSK**

| | | | |
|---|---|---|---|
| **MODE** | TX channel 132322 | **FREQUENCY RANGE** | Above 1000MHz |
| **ENVIRONMENTAL CONDITIONS** | 23deg. C, 70%RH | **INPUT POWER** | AC 120V/60HZ |
| **TESTED BY** | Jace Hu | | |
| **ANTENNA POLARITY & TEST DISTANCE: HORIZONTAL AT 3 M** | | | |

| Rg | Frequency [MHz] | PK+ Level [dBm] | PK+ Limit [dBm] | PK+ Margin [dB] | Correction [dB] | Polarization | Azimuth [deg] | Antenna Height [m] |
|---|---|---|---|---|---|---|---|---|
| 2 | 3,487.300 | -46.31 | -13.00 | 33.31 | 15.68 | H | 359 | 2.00 |
| 2 | 5,230.950 | -43.61 | -13.00 | 30.61 | 18.00 | H | 274.4 | 1.00 |

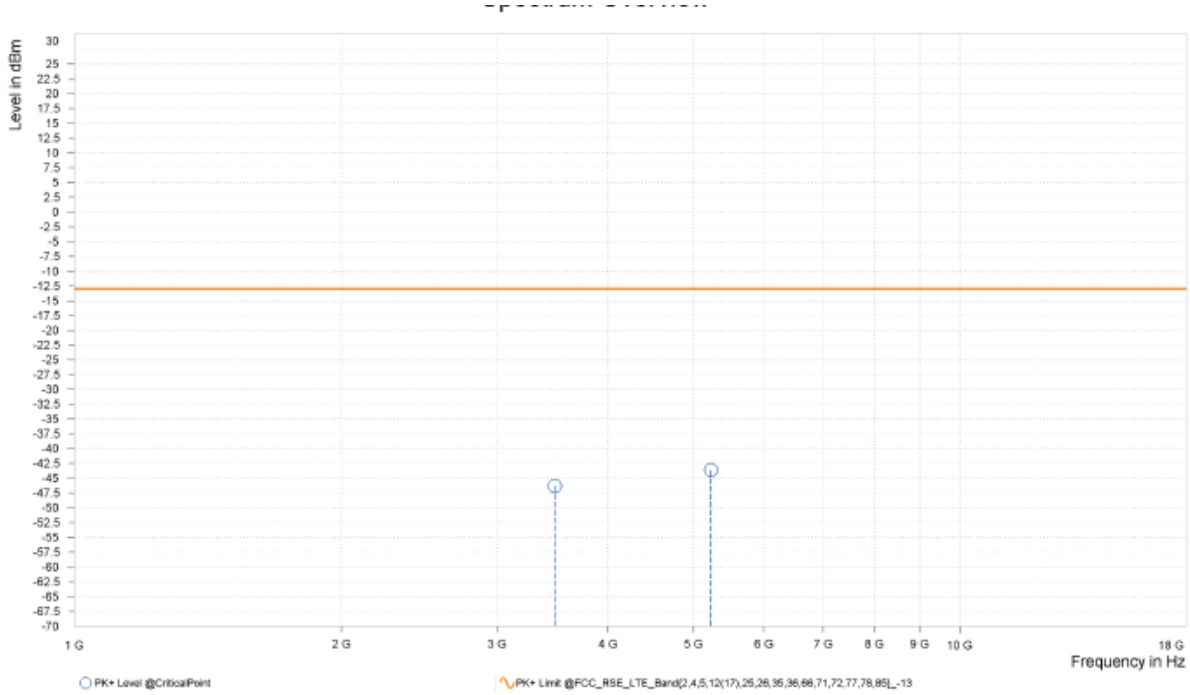

| MODE | TX channel 132322 | FREQUENCY RANGE | Above 1000MHz |
|---|---|---|---|
| ENVIRONMENTAL CONDITIONS | 23deg. C, 70%RH | INPUT POWER | AC 120V/60HZ |
| TESTED BY | Jace Hu | | |
| ANTENNA POLARITY & TEST DISTANCE: VERTICAL AT 3 M | | | |

| Rg | Frequency [MHz] | PK+ Level [dBm] | PK+ Limit [dBm] | PK+ Margin [dB] | Correction [dB] | Polarization | Azimuth [deg] | Antenna Height [m] |
|---|---|---|---|---|---|---|---|---|
| 2 | 3,487.300 | -47.04 | -13.00 | 34.04 | 15.44 | V | 1 | 2.00 |
| 2 | 5,230.950 | -42.95 | -13.00 | 29.95 | 17.97 | V | 1 | 1.00 |

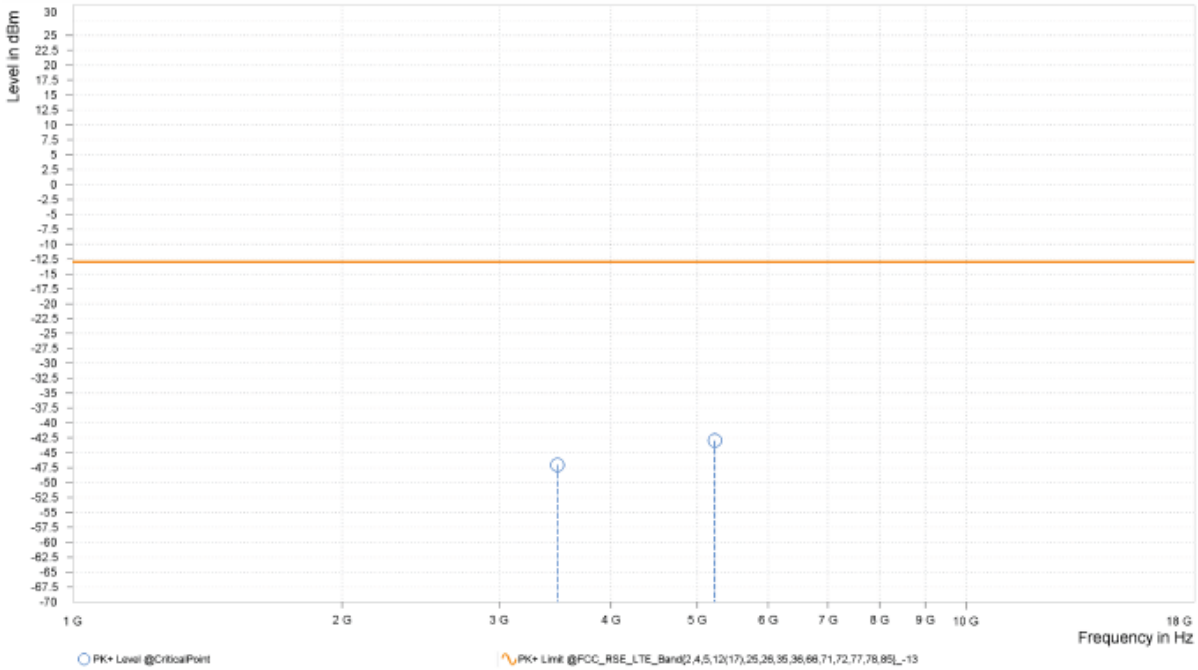

**CHANNEL BANDWIDTH: 5MHz / QPSK**

| | | | |
|---|---|---|---|
| **MODE** | TX channel 132322 | **FREQUENCY RANGE** | Above 1000MHz |
| **ENVIRONMENTAL CONDITIONS** | 23deg. C, 70%RH | **INPUT POWER** | AC 120V/60HZ |
| **TESTED BY** | Jace Hu | | |
| **ANTENNA POLARITY & TEST DISTANCE: HORIZONTAL AT 3 M** | | | |

| Rg | Frequency [MHz] | PK+ Level [dBm] | PK+ Limit [dBm] | PK+ Margin [dB] | Correction [dB] | Polarization | Azimuth [deg] | Antenna Height [m] |
|---|---|---|---|---|---|---|---|---|
| 2 | 3,485.500 | -46.70 | -13.00 | 33.70 | 15.71 | H | 273.2 | 1.00 |
| 2 | 5,228.250 | -42.89 | -13.00 | 29.89 | 18.04 | H | 1 | 1.00 |

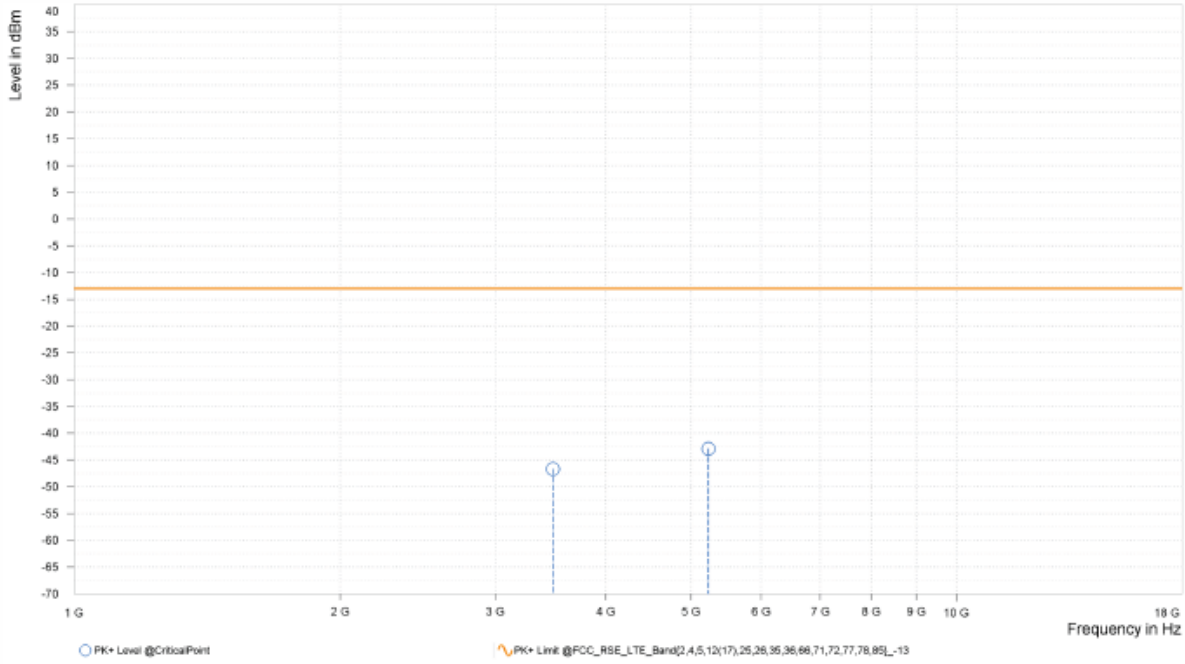

| MODE | TX channel 132322 | FREQUENCY RANGE | Above 1000MHz |
|---|---|---|---|
| ENVIRONMENTAL CONDITIONS | 23deg. C, 70%RH | INPUT POWER | AC 120V/60HZ |
| TESTED BY | Jace Hu | | |
| ANTENNA POLARITY & TEST DISTANCE: VERTICAL AT 3 M | | | |

| Rg | Frequency [MHz] | PK+ Level [dBm] | PK+ Limit [dBm] | PK+ Margin [dB] | Correction [dB] | Polarization | Azimuth [deg] | Antenna Height [m] |
|---|---|---|---|---|---|---|---|---|
| 2 | 3,485.500 | -46.13 | -13.00 | 33.13 | 15.47 | V | 359 | 2.00 |
| 2 | 5,228.250 | -43.29 | -13.00 | 30.29 | 18.01 | V | 1 | 2.00 |

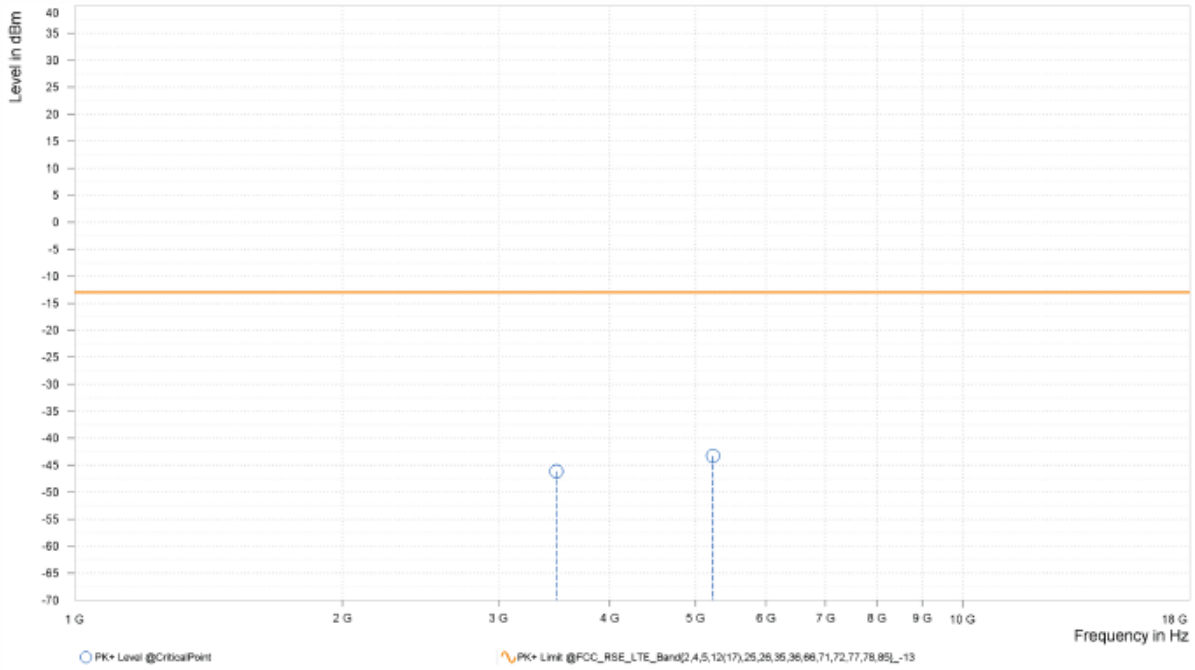

**CHANNEL BANDWIDTH: 10MHz / QPSK**

**CH 132022**

| | | | |
|---|---|---|---|
| **MODE** | TX channel 132022 | **FREQUENCY RANGE** | Above 1000MHz |
| **ENVIRONMENTAL CONDITIONS** | 23deg. C, 70%RH | **INPUT POWER** | AC 120V/60HZ |
| **TESTED BY** | Jace Hu | | |
| **ANTENNA POLARITY & TEST DISTANCE: HORIZONTAL AT 3 M** | | | |

| Rg | Frequency [MHz] | PK+ Level [dBm] | PK+ Limit [dBm] | PK+ Margin [dB] | Correction [dB] | Polarization | Azimuth [deg] | Antenna Height [m] |
|---|---|---|---|---|---|---|---|---|
| 2 | 3,421.000 | -45.92 | -13.00 | 32.92 | 15.96 | H | 274.4 | 1.00 |
| 2 | 5,131.500 | -42.87 | -13.00 | 29.87 | 17.56 | H | 269.8 | 2.00 |

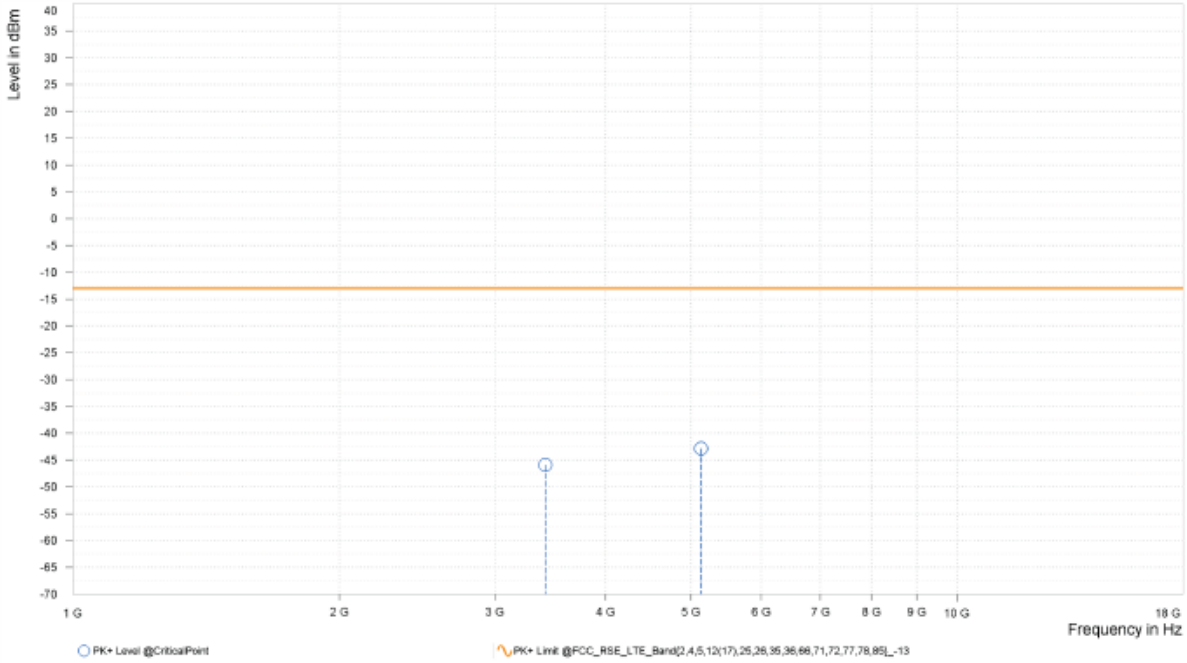

| MODE | TX channel 132022 | FREQUENCY RANGE | Above 1000MHz |
|---|---|---|---|
| ENVIRONMENTAL CONDITIONS | 23deg. C, 70%RH | INPUT POWER | AC 120V/60HZ |
| TESTED BY | Jace Hu | | |
| ANTENNA POLARITY & TEST DISTANCE: VERTICAL AT 3 M | | | |

| Rg | Frequency [MHz] | PK+ Level [dBm] | PK+ Limit [dBm] | PK+ Margin [dB] | Correction [dB] | Polarization | Azimuth [deg] | Antenna Height [m] |
|---|---|---|---|---|---|---|---|---|
| 2 | 3,421.000 | -45.06 | -13.00 | 32.06 | 15.76 | V | 359 | 2.00 |
| 2 | 5,131.500 | -44.38 | -13.00 | 31.38 | 17.42 | V | 84.4 | 2.00 |

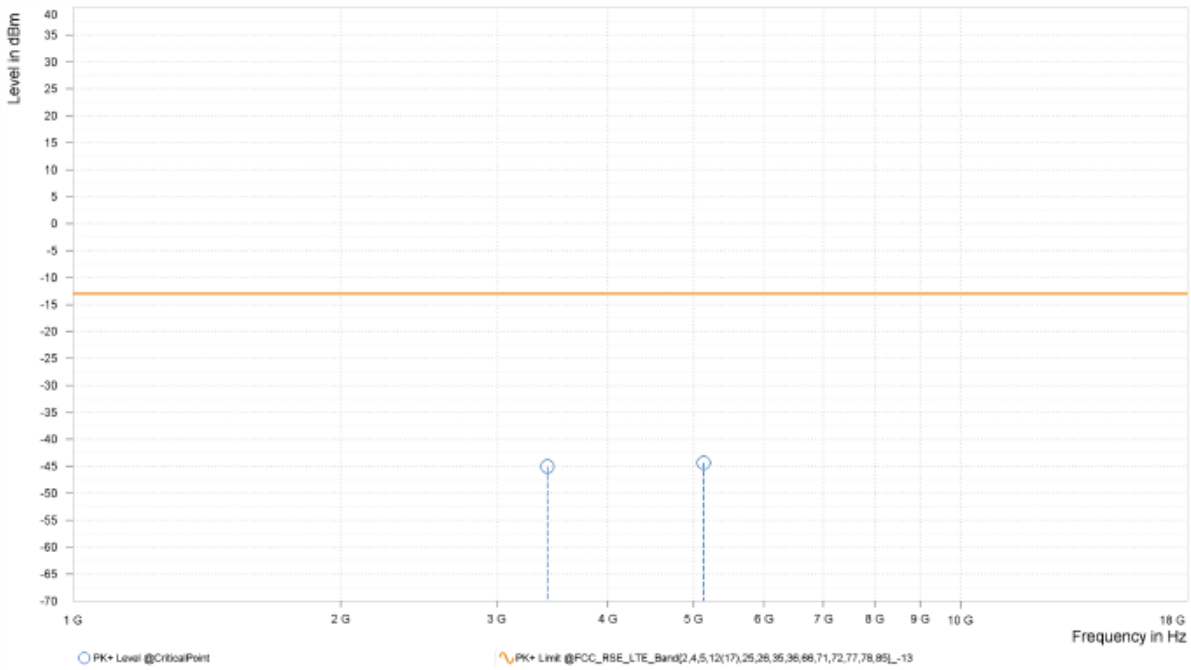

**CH 132322**

| | | | |
|---|---|---|---|
| **MODE** | TX channel 132322 | **FREQUENCY RANGE** | Above 1000MHz |
| **ENVIRONMENTAL CONDITIONS** | 23deg. C, 70%RH | **INPUT POWER** | AC 120V/60HZ |
| **TESTED BY** | Jace Hu | | |
| **ANTENNA POLARITY & TEST DISTANCE: HORIZONTAL AT 3 M** | | | |

| Rg | Frequency [MHz] | PK+ Level [dBm] | PK+ Limit [dBm] | PK+ Margin [dB] | Correction [dB] | Polarization | Azimuth [deg] | Antenna Height [m] |
|---|---|---|---|---|---|---|---|---|
| 2 | 3,481.000 | -46.32 | -13.00 | 33.32 | 15.79 | H | 274.5 | 1.00 |
| 2 | 5,221.500 | -41.57 | -13.00 | 28.57 | 18.11 | H | 359 | 2.00 |

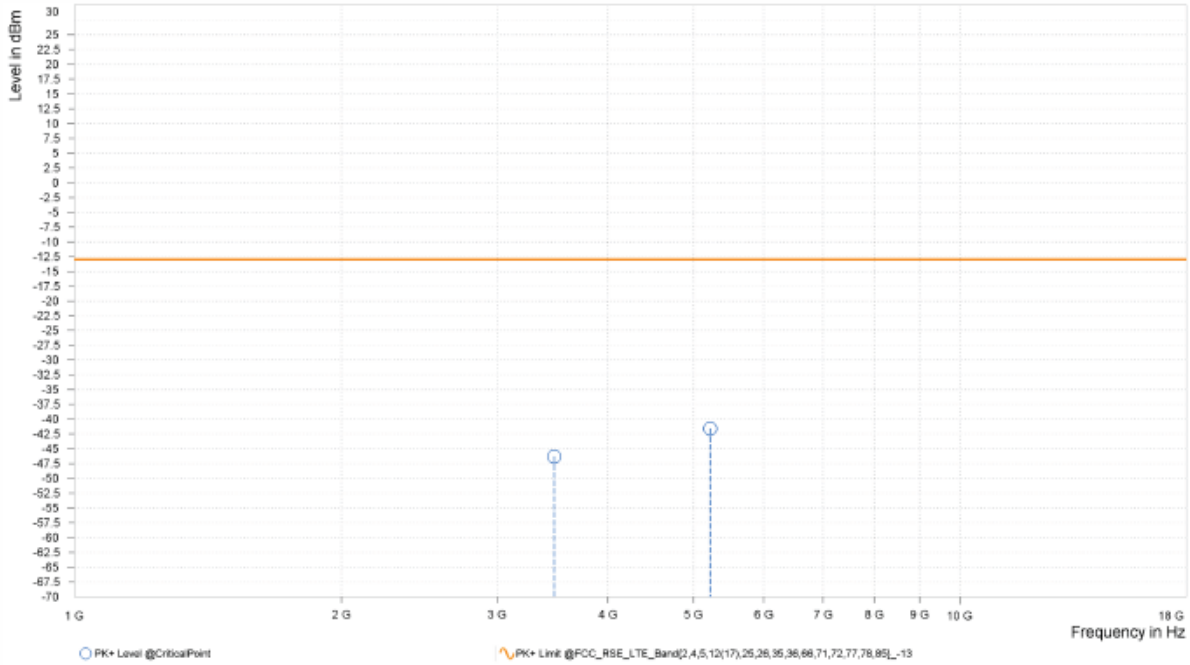

| | | | |
|---|---|---|---|
| **MODE** | TX channel 132322 | **FREQUENCY RANGE** | Above 1000MHz |
| **ENVIRONMENTAL CONDITIONS** | 23deg. C, 70%RH | **INPUT POWER** | AC 120V/60HZ |
| **TESTED BY** | Jace Hu | | |
| **ANTENNA POLARITY & TEST DISTANCE: VERTICAL AT 3 M** | | | |

| Rg | Frequency [MHz] | PK+ Level [dBm] | PK+ Limit [dBm] | PK+ Margin [dB] | Correction [dB] | Polarization | Azimuth [deg] | Antenna Height [m] |
|---|---|---|---|---|---|---|---|---|
| 2 | 3,481.000 | -46.39 | -13.00 | 33.39 | 15.54 | V | 0.9 | 2.00 |
| 2 | 5,221.500 | -43.68 | -13.00 | 30.68 | 18.09 | V | 359 | 2.00 |

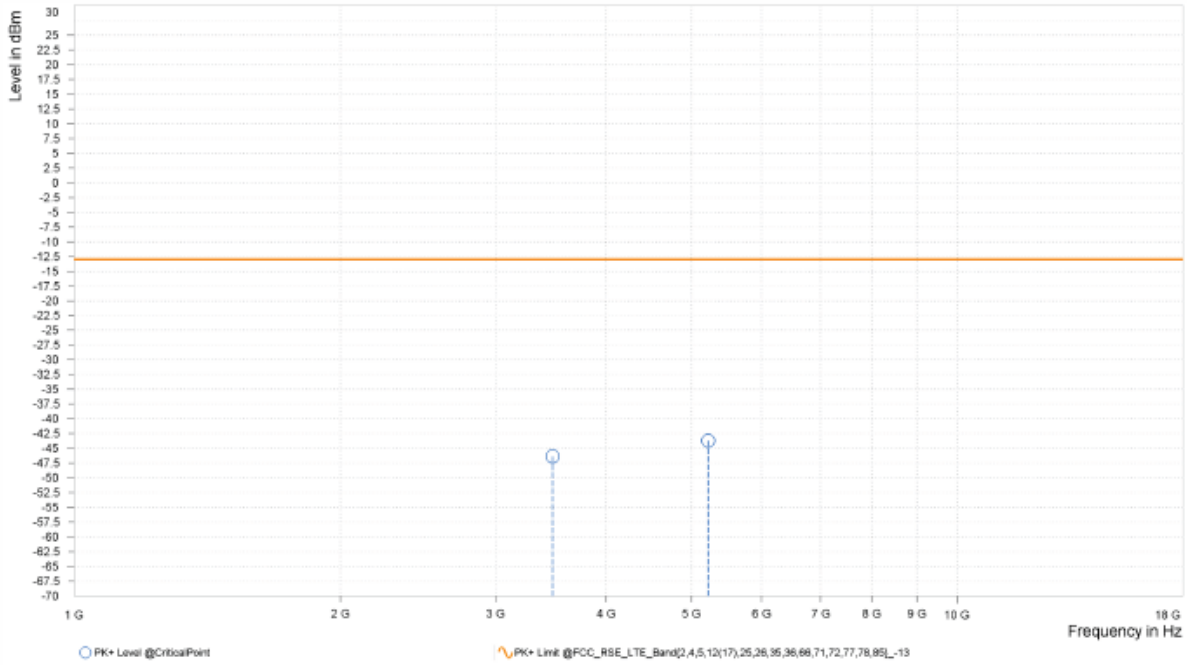

**CH 132622**

| | | | |
|---|---|---|---|
| **MODE** | TX channel 132622 | **FREQUENCY RANGE** | Above 1000MHz |
| **ENVIRONMENTAL CONDITIONS** | 23deg. C, 70%RH | **INPUT POWER** | AC 120V/60HZ |
| **TESTED BY** | Jace Hu | | |
| **ANTENNA POLARITY & TEST DISTANCE: HORIZONTAL AT 3 M** | | | |

| Rg | Frequency [MHz] | PK+ Level [dBm] | PK+ Limit [dBm] | PK+ Margin [dB] | Correction [dB] | Polarization | Azimuth [deg] | Antenna Height [m] |
|---|---|---|---|---|---|---|---|---|
| 2 | 3,541.000 | -47.16 | -13.00 | 34.16 | 15.22 | H | 84.5 | 2.00 |
| 2 | 5,311.500 | -43.15 | -13.00 | 30.15 | 17.29 | H | 1 | 1.00 |

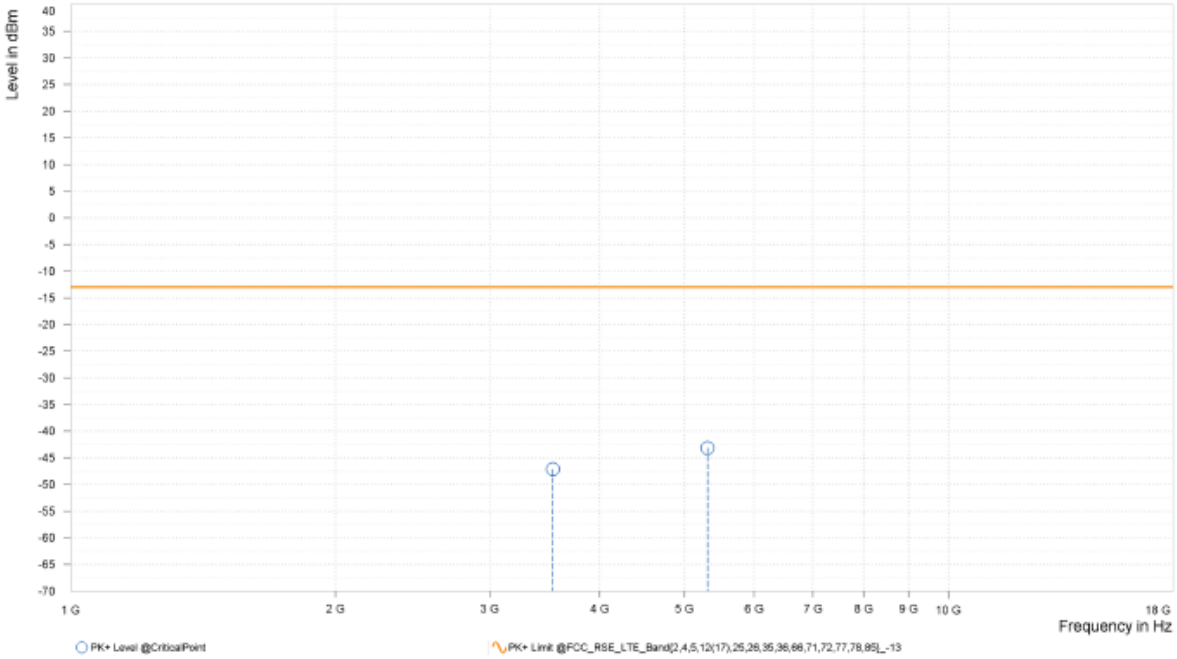

| | | | |
|---|---|---|---|
| **MODE** | TX channel 132622 | **FREQUENCY RANGE** | Above 1000MHz |
| **ENVIRONMENTAL CONDITIONS** | 23deg. C, 70%RH | **INPUT POWER** | AC 120V/60HZ |
| **TESTED BY** | Jace Hu | | |
| **ANTENNA POLARITY & TEST DISTANCE: VERTICAL AT 3 M** | | | |

| Rg | Frequency [MHz] | PK+ Level [dBm] | PK+ Limit [dBm] | PK+ Margin [dB] | Correction [dB] | Polarization | Azimuth [deg] | Antenna Height [m] |
|---|---|---|---|---|---|---|---|---|
| 2 | 3,541.000 | -45.85 | -13.00 | 32.85 | 15.11 | V | 359.1 | 1.00 |
| 2 | 5,311.500 | -43.26 | -13.00 | 30.26 | 17.17 | V | 1 | 1.00 |

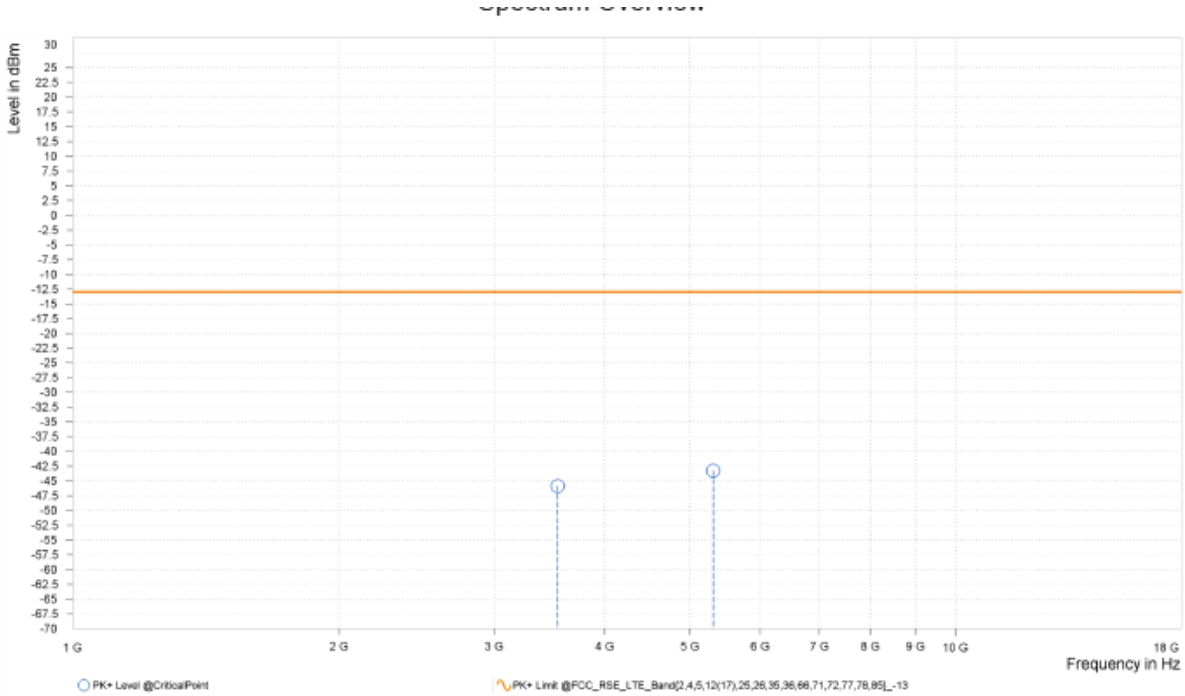

**CHANNEL BANDWIDTH: 15MHz / QPSK**

| | | | |
|---|---|---|---|
| **MODE** | TX channel 132322 | **FREQUENCY RANGE** | Above 1000MHz |
| **ENVIRONMENTAL CONDITIONS** | 23deg. C, 70%RH | **INPUT POWER** | AC 120V/60HZ |
| **TESTED BY** | Jace Hu | | |
| **ANTENNA POLARITY & TEST DISTANCE: HORIZONTAL AT 3 M** | | | |

| Rg | Frequency [MHz] | PK+ Level [dBm] | PK+ Limit [dBm] | PK+ Margin [dB] | Correction [dB] | Polarization | Azimuth [deg] | Antenna Height [m] |
|---|---|---|---|---|---|---|---|---|
| 2 | 3,476.500 | -46.53 | -13.00 | 33.53 | 15.86 | H | 0.9 | 2.00 |
| 2 | 5,214.750 | -42.48 | -13.00 | 29.48 | 18.18 | H | 359 | 1.00 |

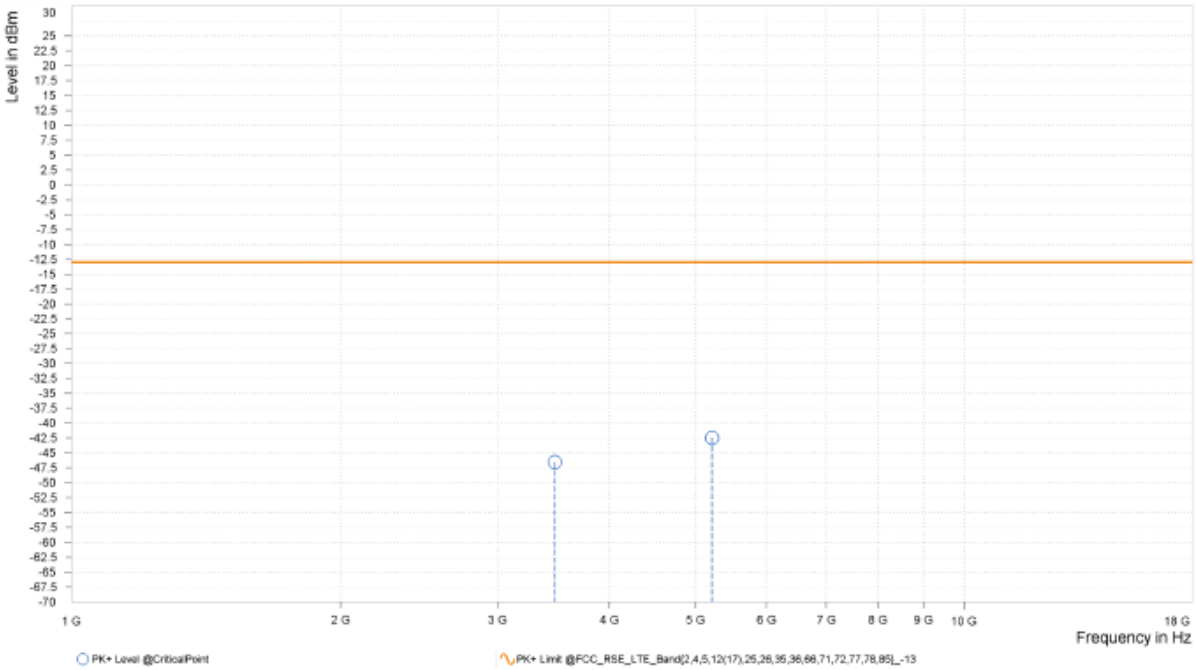

| MODE | TX channel 132322 | FREQUENCY RANGE | Above 1000MHz |
|---|---|---|---|
| ENVIRONMENTAL CONDITIONS | 23deg. C, 70%RH | INPUT POWER | AC 120V/60HZ |
| TESTED BY | Jace Hu | | |
| ANTENNA POLARITY & TEST DISTANCE: VERTICAL AT 3 M | | | |

| Rg | Frequency [MHz] | PK+ Level [dBm] | PK+ Limit [dBm] | PK+ Margin [dB] | Correction [dB] | Polarization | Azimuth [deg] | Antenna Height [m] |
|---|---|---|---|---|---|---|---|---|
| 2 | 3,476.500 | -46.99 | -13.00 | 33.99 | 15.61 | V | 84.5 | 2.00 |
| 2 | 5,214.750 | -43.00 | -13.00 | 30.00 | 18.17 | V | 90.4 | 1.00 |

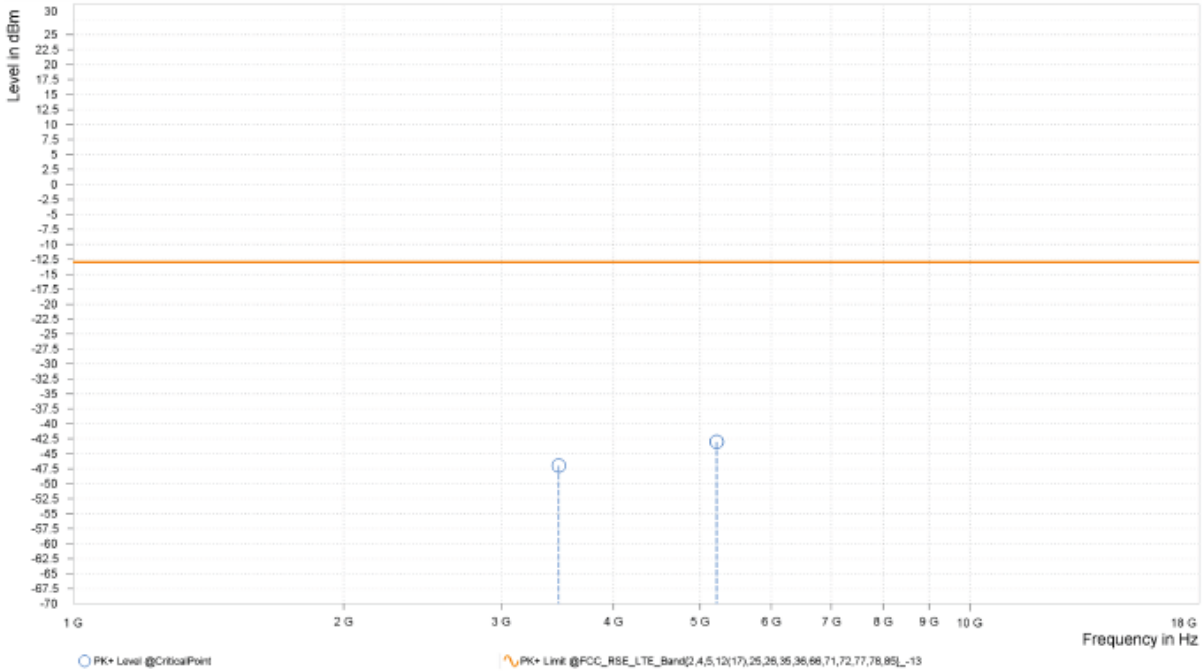

**CHANNEL BANDWIDTH: 20MHz / QPSK**

| | | | |
|---|---|---|---|
| **MODE** | TX channel 132322 | **FREQUENCY RANGE** | Above 1000MHz |
| **ENVIRONMENTAL CONDITIONS** | 23deg. C, 70%RH | **INPUT POWER** | AC 120V/60HZ |
| **TESTED BY** | Jace Hu | | |
| **ANTENNA POLARITY & TEST DISTANCE: HORIZONTAL AT 3 M** | | | |

| Rg | Frequency [MHz] | PK+ Level [dBm] | PK+ Limit [dBm] | PK+ Margin [dB] | Correction [dB] | Polarization | Azimuth [deg] | Antenna Height [m] |
|---|---|---|---|---|---|---|---|---|
| 2 | 3,472.000 | -46.13 | -13.00 | 33.13 | 15.94 | H | 85.6 | 2.00 |
| 2 | 5,208.000 | -42.43 | -13.00 | 29.43 | 18.22 | H | 85.6 | 2.00 |

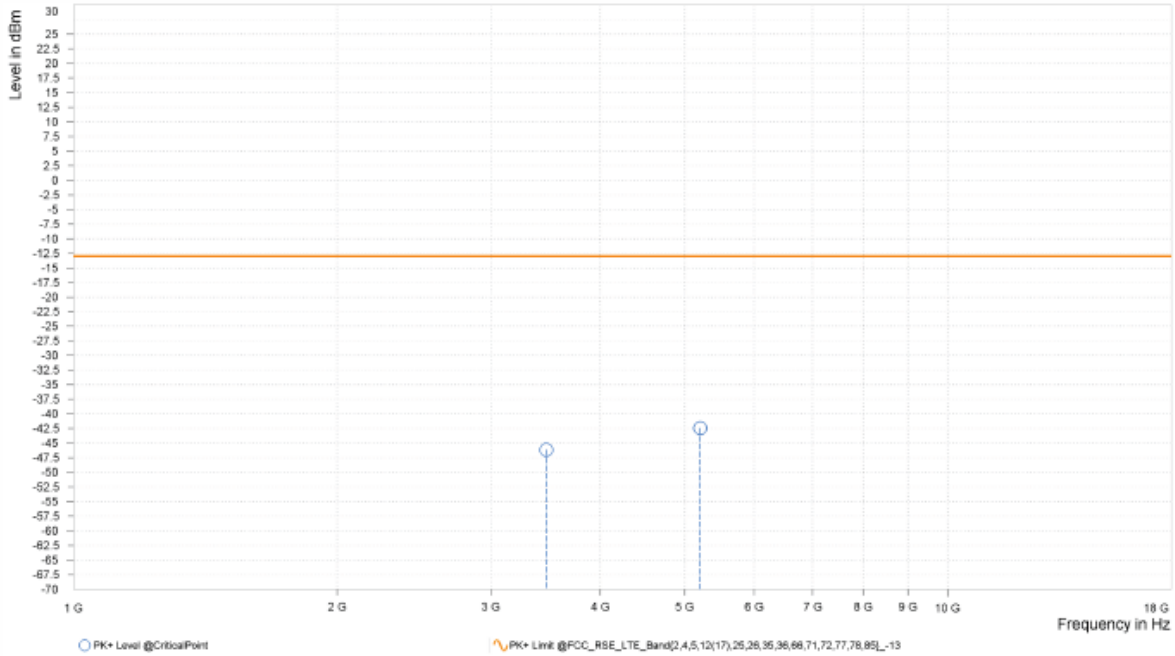

| | | | |
|---|---|---|---|
| **MODE** | TX channel 132322 | **FREQUENCY RANGE** | Above 1000MHz |
| **ENVIRONMENTAL CONDITIONS** | 23deg. C, 70%RH | **INPUT POWER** | AC 120V/60HZ |
| **TESTED BY** | Jace Hu | | |
| **ANTENNA POLARITY & TEST DISTANCE: VERTICAL AT 3 M** | | | |

| Rg | Frequency [MHz] | PK+ Level [dBm] | PK+ Limit [dBm] | PK+ Margin [dB] | Correction [dB] | Polarization | Azimuth [deg] | Antenna Height [m] |
|---|---|---|---|---|---|---|---|---|
| 2 | 3,472.000 | -46.16 | -13.00 | 33.16 | 15.68 | V | 89.2 | 1.00 |
| 2 | 5,208.000 | -42.90 | -13.00 | 29.90 | 18.20 | V | 359 | 2.00 |

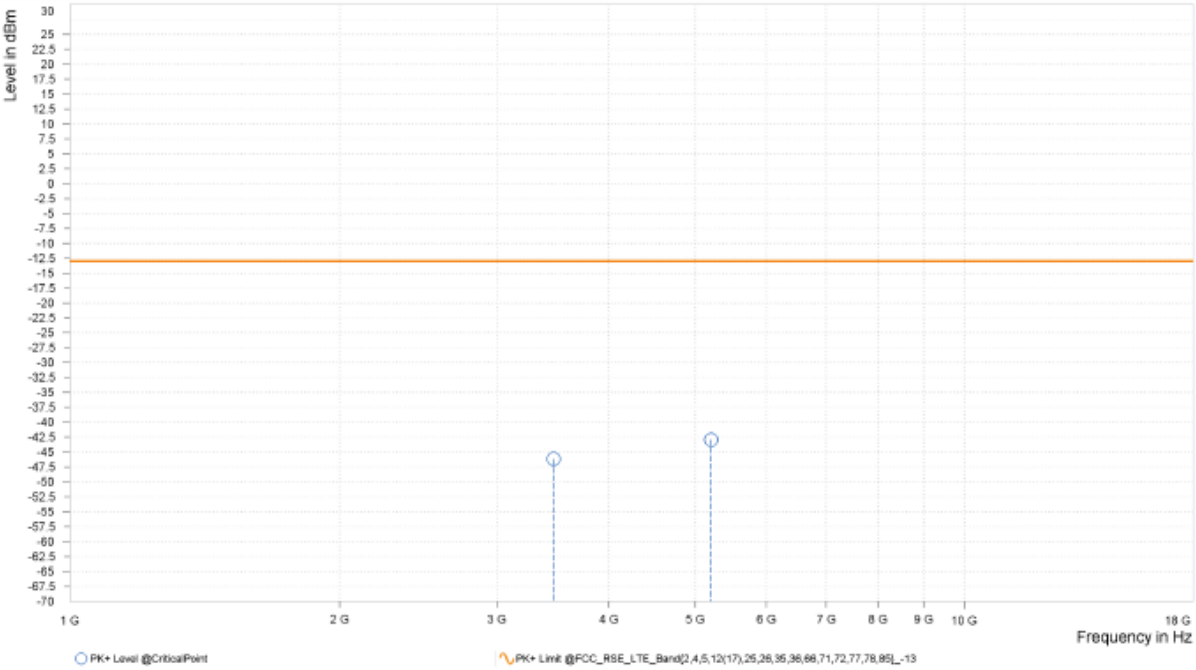

**CA_4A-12A:**

**CHANNEL BANDWIDTH: 20MHz+10MHz / QPSK**

| | | | |
|---|---|---|---|
| **MODE** | TX channel 20175/ 23095 | **FREQUENCY RANGE** | Above 1000MHz |
| **ENVIRONMENTAL CONDITIONS** | 23deg. C, 70%RH | **INPUT POWER** | AC 120V/60HZ |
| **TESTED BY** | Jace Hu | | |
| **ANTENNA POLARITY & TEST DISTANCE: HORIZONTAL AT 3 M** | | | |

| | Freq | Level | Read Level | Limit Line | Over Limit | Factor | Remark | Pol/Phase |
|---|---|---|---|---|---|---|---|---|
| | MHz | dBm/m | dBm | dBm/m | dB | dB/m | | |
| 1 | 1408.000 | -56.80 | -59.72 | -13.00 | -43.80 | 2.92 | Peak | Horizontal |
| 2 | 2121.000 | -54.87 | -59.95 | -13.00 | -41.87 | 5.08 | Peak | Horizontal |
| 3 | 3464.000 | -51.63 | -60.17 | -13.00 | -38.63 | 8.54 | Peak | Horizontal |
| 4 PP | 5196.000 | -48.05 | -59.40 | -13.00 | -35.05 | 11.35 | Peak | Horizontal |

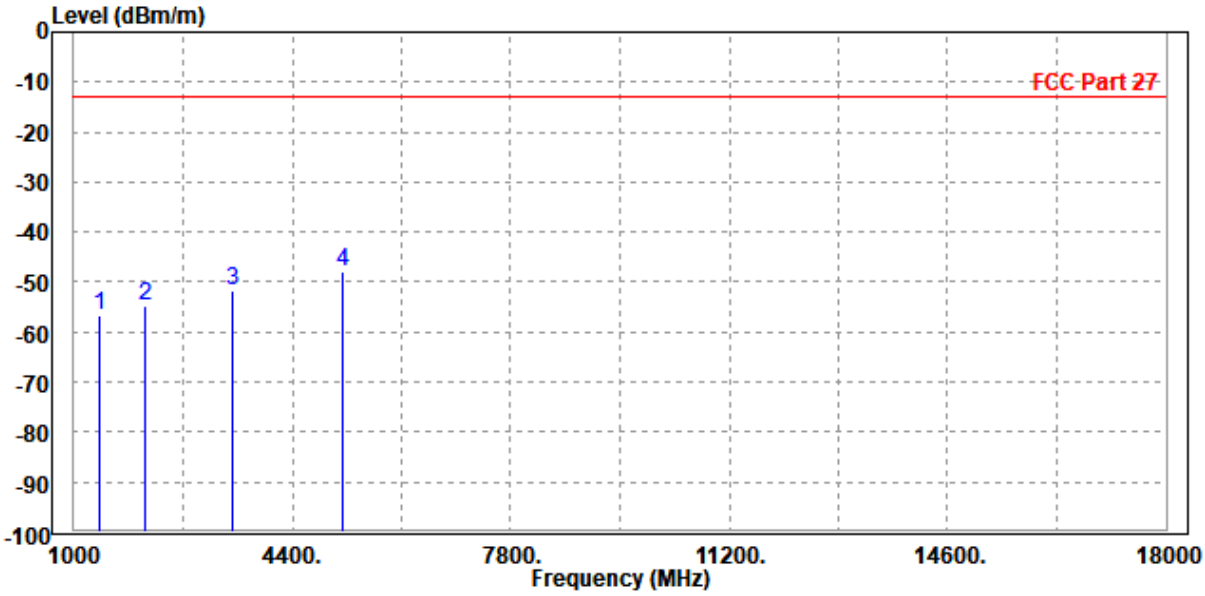

| MODE | TX channel 20175/ 23095 | FREQUENCY RANGE | Above 1000MHz |
|---|---|---|---|
| ENVIRONMENTAL CONDITIONS | 23deg. C, 70%RH | INPUT POWER | AC 120V/60HZ |
| TESTED BY | Jace Hu | | |
| ANTENNA POLARITY & TEST DISTANCE: VERTICAL AT 3 M | | | |

| | | Freq | Level | Read Level | Limit Line | Over Limit | Factor | Remark | Pol/Phase |
|---|---|---|---|---|---|---|---|---|---|
| | | MHz | dBm/m | dBm | dBm/m | dB | dB/m | | |
| 1 | | 1414.000 | -55.70 | -58.62 | -13.00 | -42.70 | 2.92 | Peak | Vertical |
| 2 | | 2121.000 | -55.51 | -59.94 | -13.00 | -42.51 | 4.43 | Peak | Vertical |
| 3 | | 3464.000 | -50.35 | -59.00 | -13.00 | -37.35 | 8.65 | Peak | Vertical |
| 4 | PP | 5199.000 | -48.56 | -60.32 | -13.00 | -35.56 | 11.76 | Peak | Vertical |

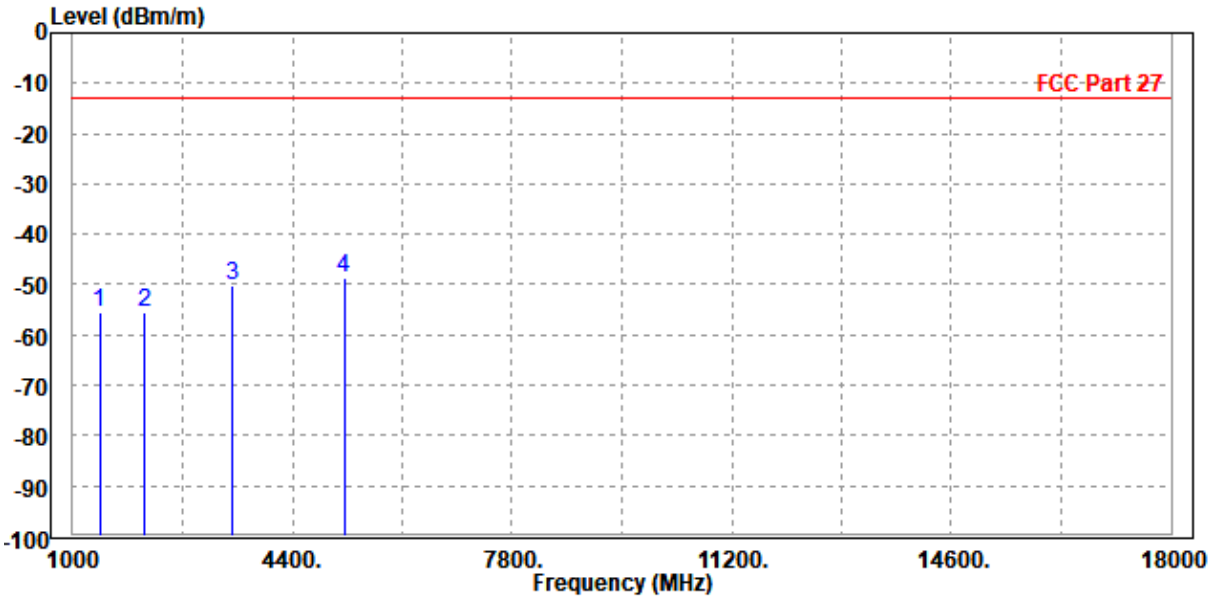

**CA_4A-13A:**

**CHANNEL BANDWIDTH: 20MHz+10MHz / QPSK**

| | | | |
|---|---|---|---|
| **MODE** | TX channel 20175/ 23230 | **FREQUENCY RANGE** | Above 1000MHz |
| **ENVIRONMENTAL CONDITIONS** | 23deg. C, 70%RH | **INPUT POWER** | AC 120V/60HZ |
| **TESTED BY** | Jace Hu | | |
| **ANTENNA POLARITY & TEST DISTANCE: HORIZONTAL AT 3 M** | | | |

| | | Freq | Level | Read Level | Limit Line | Over Limit | Factor | Remark | Pol/Phase |
|---|---|---|---|---|---|---|---|---|---|
| | | MHz | dBm/m | dBm | dBm/m | dB | dB/m | | |
| 1 | PP | 1564.000 | -55.47 | -58.87 | -40.00 | -15.47 | 3.40 | Peak | Horizontal |
| 2 | | 2343.000 | -53.00 | -58.68 | -13.00 | -40.00 | 5.68 | Peak | Horizontal |
| 3 | | 3464.000 | -51.23 | -59.77 | -13.00 | -38.23 | 8.54 | Peak | Horizontal |
| 4 | | 5196.000 | -48.22 | -59.57 | -13.00 | -35.22 | 11.35 | Peak | Horizontal |

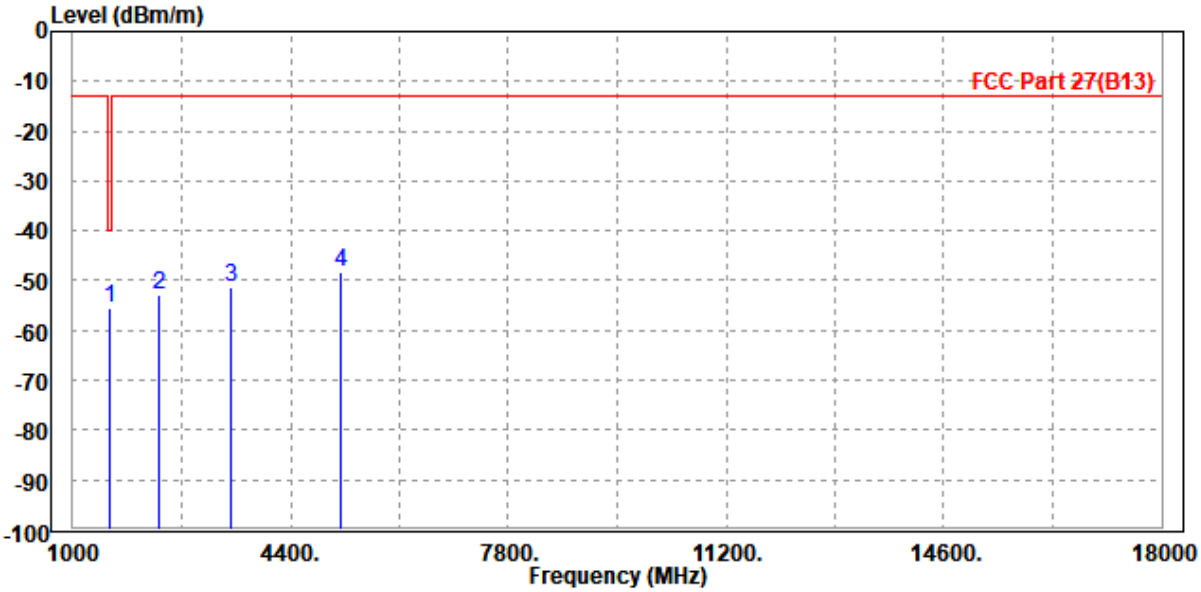

| MODE | TX channel 20175/ 23230 | FREQUENCY RANGE | Above 1000MHz |
|---|---|---|---|
| ENVIRONMENTAL CONDITIONS | 23deg. C, 70%RH | INPUT POWER | AC 120V/60HZ |
| TESTED BY | Jace Hu | | |
| ANTENNA POLARITY & TEST DISTANCE: VERTICAL AT 3 M | | | |

| | | Freq | Level | Read Level | Limit Line | Over Limit | Factor | Remark | Pol/Phase |
|---|---|---|---|---|---|---|---|---|---|
| | | MHz | dBm/m | dBm | dBm/m | dB | dB/m | | |
| 1 | PP | 1564.000 | -55.98 | -59.22 | -40.00 | -15.98 | 3.24 | Peak | Vertical |
| 2 | | 2346.000 | -54.07 | -59.30 | -13.00 | -41.07 | 5.23 | Peak | Vertical |
| 3 | | 3465.000 | -51.06 | -59.71 | -13.00 | -38.06 | 8.65 | Peak | Vertical |
| 4 | | 5196.000 | -48.33 | -60.08 | -13.00 | -35.33 | 11.75 | Peak | Vertical |

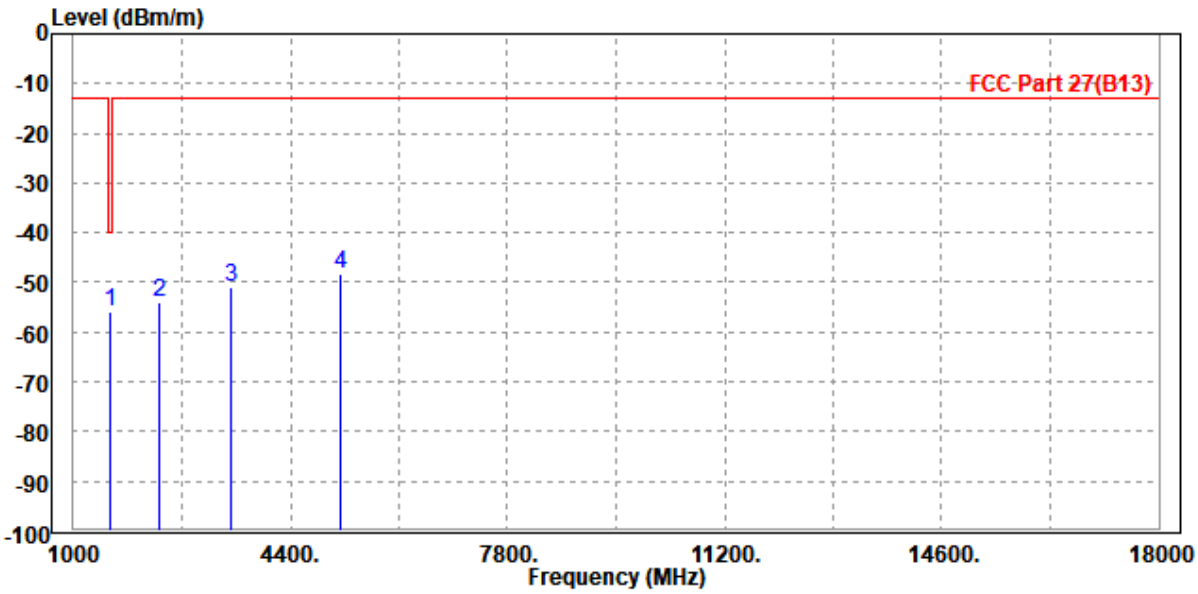

**CA_41A-42A:**

**CHANNEL BANDWIDTH: 20MHz+20MHz / QPSK**

| | | | |
|---|---|---|---|
| **MODE** | TX channel 40620/ 42590 | **FREQUENCY RANGE** | Above 1000MHz |
| **ENVIRONMENTAL CONDITIONS** | 23deg. C, 70%RH | **INPUT POWER** | AC 120V/60HZ |
| **TESTED BY** | Jace Hu | | |
| **ANTENNA POLARITY & TEST DISTANCE: HORIZONTAL AT 3 M** | | | |

| | Freq | Level | Read Level | Limit Line | Over Limit | Factor | Remark | Pol/Phase |
|---|---|---|---|---|---|---|---|---|
| | MHz | dBm/m | dBm | dBm/m | dB | dB/m | | |
| 1 | 5200.000 | -50.53 | -61.89 | -40.00 | -10.53 | 11.36 | Peak | Horizontal |
| 2 | 7000.000 | -50.30 | -64.07 | -40.00 | -10.30 | 13.77 | Peak | Horizontal |
| 3 | 7779.000 | -49.05 | -63.87 | -40.00 | -9.05 | 14.82 | Peak | Horizontal |
| 4 | PP10500.000 | -43.58 | -63.23 | -40.00 | -3.58 | 19.65 | Peak | Horizontal |

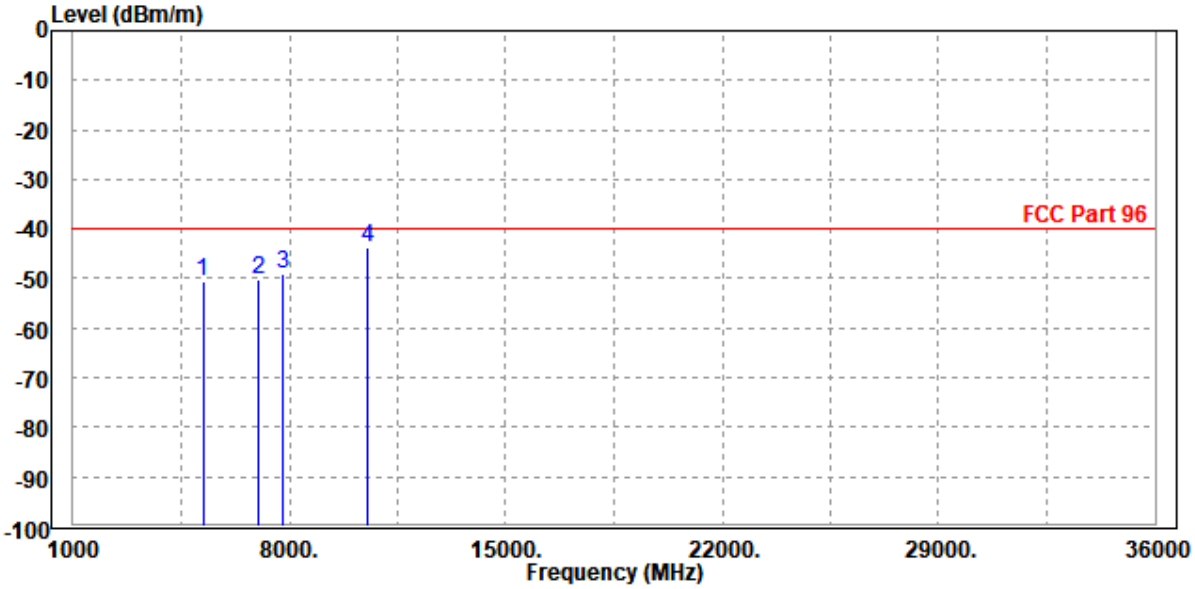

| MODE | TX channel 40620/ 42590 | FREQUENCY RANGE | Above 1000MHz |
|---|---|---|---|
| ENVIRONMENTAL CONDITIONS | 23deg. C, 70%RH | INPUT POWER | AC 120V/60HZ |
| TESTED BY | Jace Hu | | |
| ANTENNA POLARITY & TEST DISTANCE: VERTICAL AT 3 M | | | |

| | Freq | Level | Read Level | Limit Line | Over Limit | Factor | Remark | Pol/Phase |
|---|---|---|---|---|---|---|---|---|
| | MHz | dBm/m | dBm | dBm/m | dB | dB/m | | |
| 1 | 5186.000 | -49.35 | -61.08 | -40.00 | -9.35 | 11.73 | Peak | Vertical |
| 2 | 7000.000 | -49.76 | -64.33 | -40.00 | -9.76 | 14.57 | Peak | Vertical |
| 3 | 7779.000 | -48.82 | -63.05 | -40.00 | -8.82 | 14.23 | Peak | Vertical |
| 4 | PP10485.000 | -44.08 | -64.58 | -40.00 | -4.08 | 20.50 | Peak | Vertical |

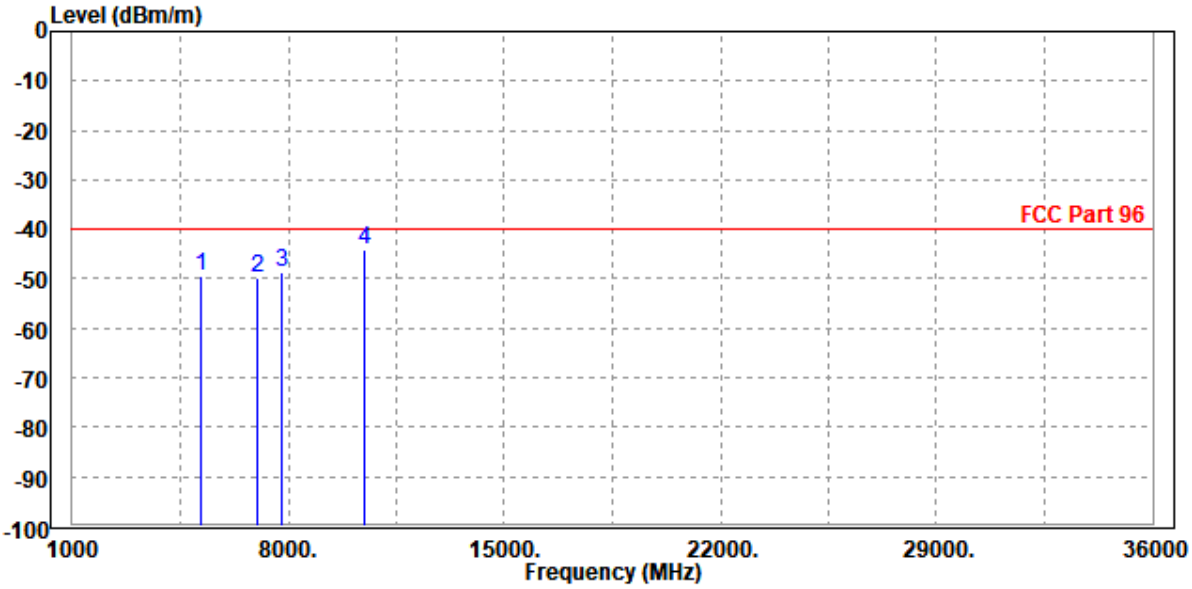

## 3.7 PEAK TO AVERAGE RATIO

### 3.7.1 LIMITS OF PEAK TO AVERAGE RATIO MEASUREMENT

In measuring transmissions in this band using an average power technique, the peak to-average ratio (PAR) of the transmission may not exceed 13 dB

### 3.7.2 TEST SETUP

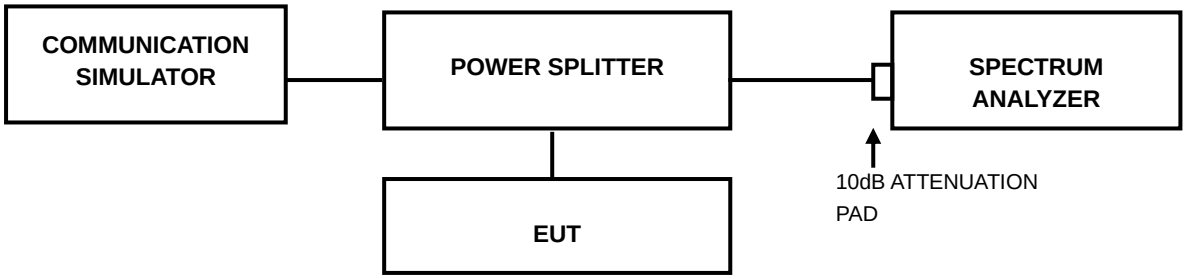


### 3.7.3 TEST PROCEDURES

1. Set resolution/measurement bandwidth ≥ signal's occupied bandwidth;
2. Set the number of counts to a value that stabilizes the measured CCDF curve;
3. Record the maximum PAPR level associated with a probability of 0.1%.

### 3.7.4 TEST RESULTS

Please Refer to Appendix J.

# 4 INFORMATION ON THE TESTING LABORATORIES

We, BV 7LAYERS COMMUNICATIONS TECHNOLOGY (SHENZHEN) CO. LTD., were founded in 2015 to provide our best service in EMC, Radio, Telecom and Safety consultation. Our laboratories are accredited and approved according to ISO/IEC 17025.

If you have any comments, please feel free to contact us at the following:

**Shenzhen EMC/RF Lab**:
Tel: +86-755-88696566
Fax: +86-755-88696577

**Email:** customerservice.sw@cn.bureauveritas.com
**Web Site**: www.adt.com.tw

The address and road map of all our labs can be found in our web site also.

# 5 MODIFICATIONS RECORDERS FOR ENGINEERING CHANGES TO THE EUT BY THE LAB

No any modifications are made to the EUT by the lab during the test.

**--END--**