TESTED SAMPLES:	S/01
TESTED CONDITIONS MODES:	TC#02
TEST RESULTS:	PASS

LTE QPSK MODULATION. BW = 20 MHz

Frequency stability over temperature variations

Temperature (ºC)	Frequency Error (Hz)	Frequency Error (ppm)	Frequency Error (%)
50	10.13	0.0010	0.00000010
40	11.27	0.0014	0.00000014
30	10.21	0.0022	0.00000022
20	7.08	0.0015	0.00000015
10	9.93	0.0025	0.00000025
0	1.06	0.0012	0.00000012
-10	4.51	0.0034	0.00000034
-20	5.16	0.0011	0.00000011
-30	8.74	-0.0014	-0.00000014

Frequency stability over voltage variations

Battery Supply voltage	Voltage (V)	Frequency Error (Hz)	Frequency Error (ppm)	Frequency Error (%)
Vmax	4.37	0.11	0.0035	0.00000035
Vmin	3.23	8.01	-0.0001	-0.00000001

TEST A.4: OCCUPIED BANDWIDTH

LIMITS:	Product standard:	FCC Part 24 / IC RSS-133
	Test standard:	FCC § 2.1049/ RSS-133 Clause 2.3

LIMITS

Reference only.

TEST SETUP

The occupied bandwidth measurement was performed at the output terminals of the EUT using an attenuator, power splitter and spectrum analyzer. The EUT was controlled via the Universal Radio Communication Tester R&S CMW500 selecting maximum transmission power of the EUT and different modes of modulation. The 99% occupied bandwidth and the -26 dBc bandwidth were measured directly using the built-in bandwidth measuring option of spectrum analyzer.

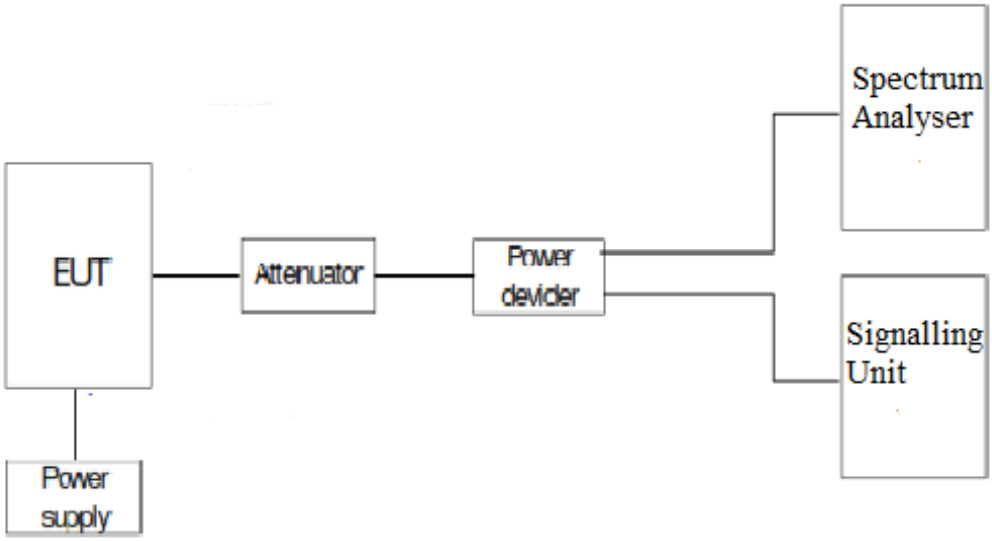

TESTED SAMPLES:	S/01
TESTED CONDITIONS MODES:	TC#01
TEST RESULTS:	PASS

LTE QPSK MODULATION. BW = 5 MHz

Channel	Lowest	Middle	Highest
99% Occupied bandwidth (MHz)	1.11	1.11	1.11
-26 dBc bandwidth (MHz)	1.43	1.42	1.41

LTE 16QAM MODULATION. BW = 5 MHz

Channel	Lowest	Middle	Highest
99% Occupied bandwidth (MHz)	1.12	1.12	1.11
-26 dBc bandwidth (MHz)	1.47	1.47	1.34

LTE QPSK MODULATION. BW = 10 MHz

Channel	Lowest	Middle	Highest
99% Occupied bandwidth (MHz)	1.11	1.11	1.11
-26 dBc bandwidth (MHz)	1.42	1.47	1.43

LTE 16QAM MODULATION. BW = 10 MHz

Channel	Lowest	Middle	Highest
99% Occupied bandwidth (MHz)	1.13	1.12	1.11
-26 dBc bandwidth (MHz)	1.45	1.53	1.45

TEST RESULTS (Cont):	

LTE QPSK MODULATION. BW = 15 MHz

Channel	Lowest	Middle	Highest
99% Occupied bandwidth (MHz)	1.11	1.12	1.11
-26 dBc bandwidth (MHz)	1.46	1.48	1.45

LTE 16QAM MODULATION. BW = 15 MHz

Channel	Lowest	Middle	Highest
99% Occupied bandwidth (MHz)	1.12	1.11	1.12
-26 dBc bandwidth (MHz)	1.53	1.47	1.49

LTE QPSK MODULATION. BW = 20 MHz

Channel	Lowest	Middle	Highest
99% Occupied bandwidth (MHz)	1.11	1.12	1.11
-26 dBc bandwidth (MHz)	1.43	1.48	1.45

LTE 16QAM MODULATION. BW = 20 MHz

Channel	Lowest	Middle	Highest
99% Occupied bandwidth (MHz)	1.12	1.11	1.12
-26 dBc bandwidth (MHz)	1.49	1.47	1.49

TEST RESULTS (Cont):	

LTE QPSK MODULATION. BW = 5 MHz

Lowest Channel 99% Occupied Bandwidth

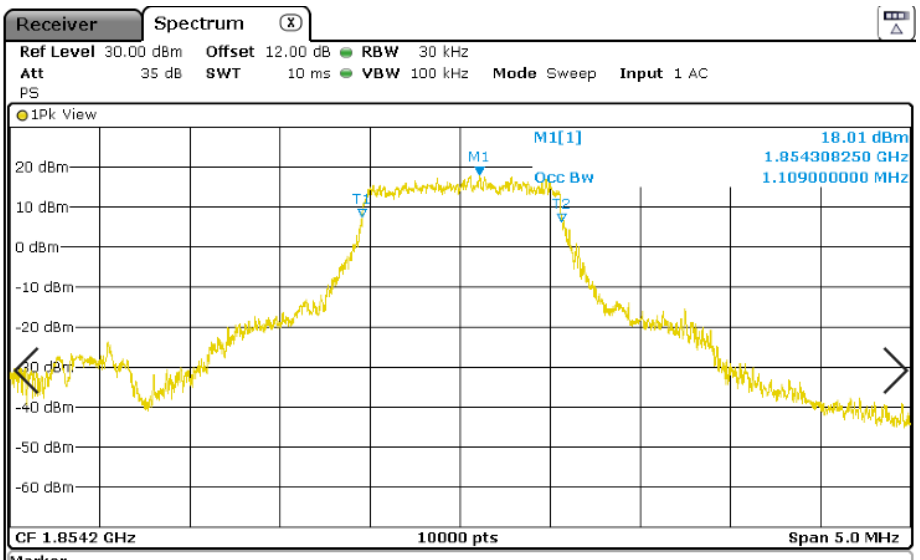

Marker

Type	Ref	Trc	X-value	Y-value	Function	Function Result
M1		1	1.85430825 GHz	18.01 dBm		
T1		1	1.85365725 GHz	7.45 dBm	Occ Bw	1.109 MHz
T2		1	1.85476625 GHz	6.17 dBm		

Lowest Channel -26dBc Bandwidth

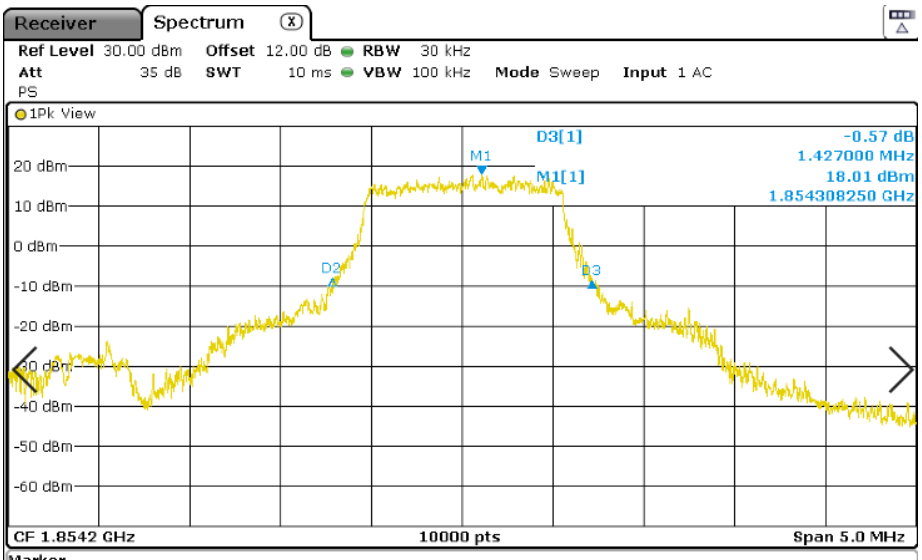

Marker

Type	Ref	Trc	X-value	Y-value	Function	Function Result
M1		1	1.85430825 GHz	18.01 dBm		
D2	M1	1	-822.0 kHz	-26.02 dB		
D3	D2	1	1.427 MHz	-0.57 dB		

TEST RESULTS (Cont):	

Middle Channel 99% Occupied Bandwidth

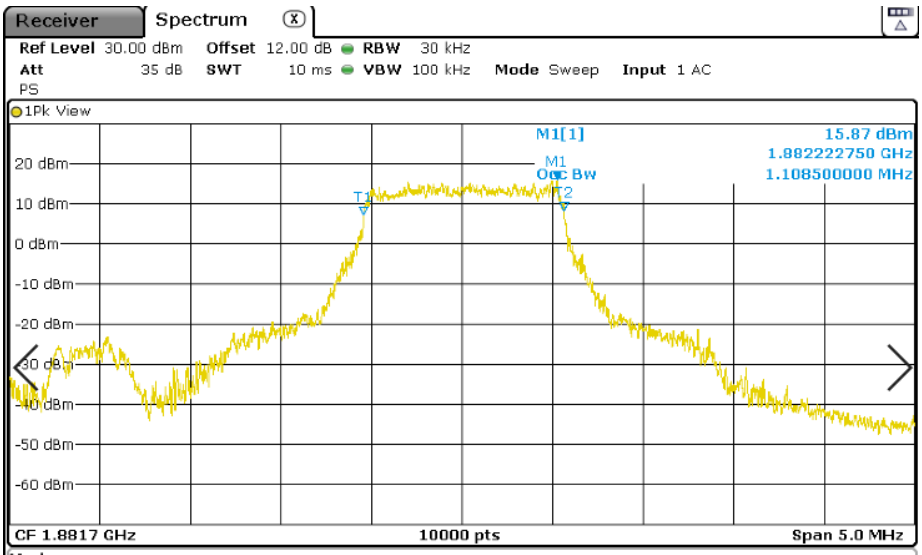

Marker

Type	Ref	Trc	X-value	Y-value	Function	Function Result
M1		1	1.88222275 GHz	15.87 dBm		
T1		1	1.88115575 GHz	7.04 dBm	Occ Bw	1.1085 MHz
T2		1	1.88226425 GHz	8.14 dBm		

Middle Channel -26dBc Bandwidth

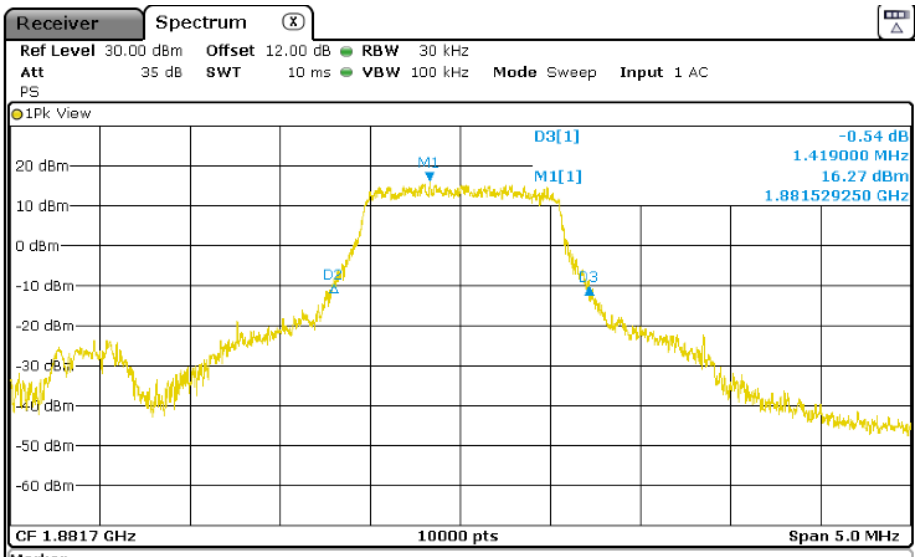

Marker

Type	Ref	Trc	X-value	Y-value	Function	Function Result
M1		1	1.88152925 GHz	16.27 dBm		
D2	M1	1	-532.5 kHz	-26.03 dB		
D3	D2	1	1.419 MHz	-0.54 dB		

TEST RESULTS (Cont):	

Highest Channel 99% Occupied Bandwidth

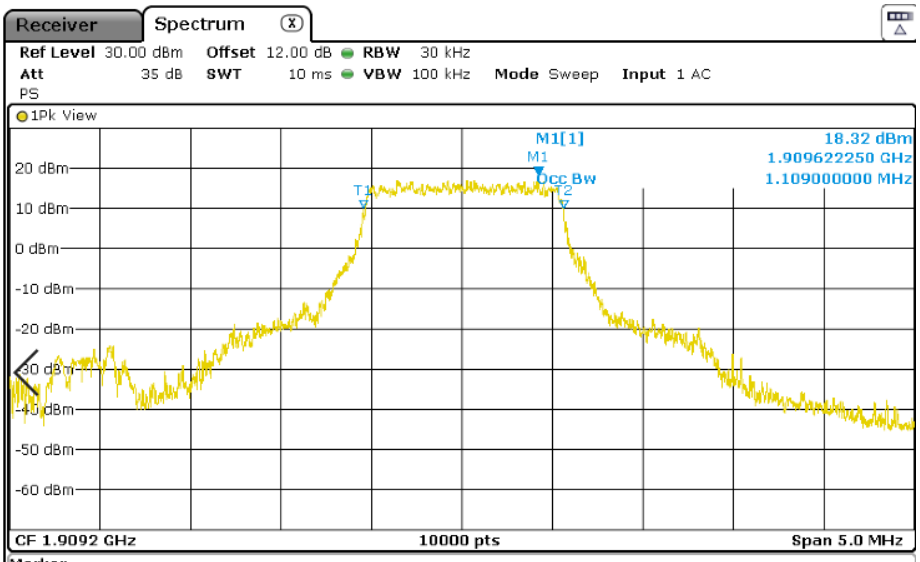

Marker

Type	Ref	Trc	X-value	Y-value	Function	Function Result
M1		1	1.90962225 GHz	18.32 dBm		
T1		1	1.90865375 GHz	10.06 dBm	Occ Bw	1.109 MHz
T2		1	1.90976275 GHz	9.99 dBm		

Highest Channel -26dBc Bandwidth

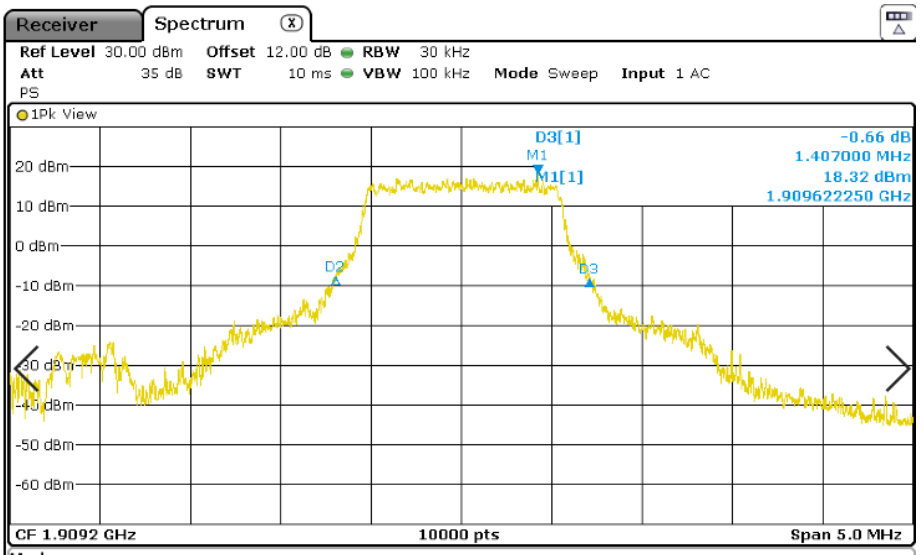

Marker

Type	Ref	Trc	X-value	Y-value	Function	Function Result
M1		1	1.90962225 GHz	18.32 dBm		
D2	M1	1	-1.119 MHz	-26.02 dB		
D3	D2	1	1.407 MHz	-0.66 dB		

TEST RESULTS (Cont):	

LTE 16QAM MODULATION. BW = 5 MHz

Lowest Channel 99% Occupied Bandwidth

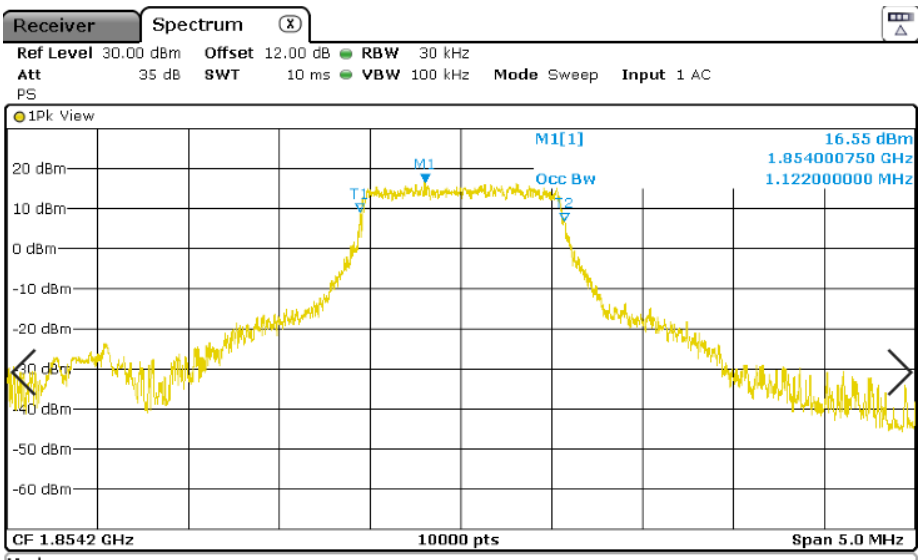

Marker

Type	Ref	Trc	X-value	Y-value	Function	Function Result
M1		1	1.85400075 GHz	16.55 dBm		
T1		1	1.85364525 GHz	9.19 dBm	Occ Bw	1.122 MHz
T2		1	1.85476725 GHz	6.99 dBm		

Lowest Channel -26dBc Bandwidth

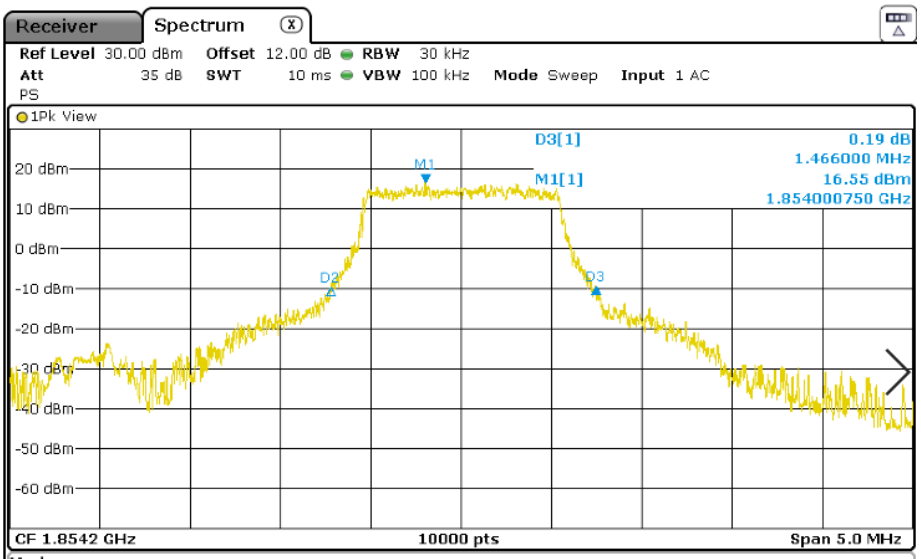

Marker

Type	Ref	Trc	X-value	Y-value	Function	Function Result
M1		1	1.85400075 GHz	16.55 dBm		
D2	M1	1	-523.0 kHz	-26.27 dB		
D3	D2	1	1.466 MHz	0.19 dB		

TEST RESULTS (Cont):	

Middle Channel 99% Occupied Bandwidth

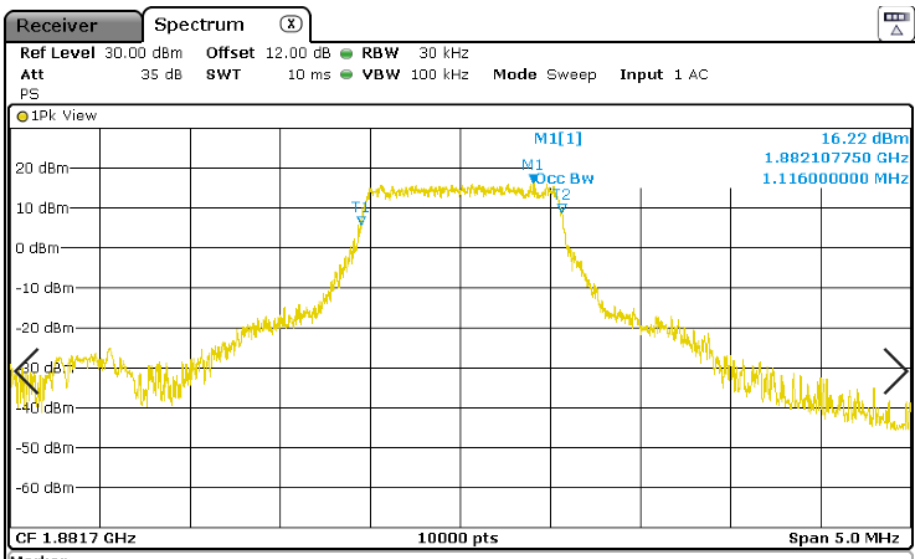

Marker

Type	Ref	Trc	X-value	Y-value	Function	Function Result
M1		1	1.88210775 GHz	16.22 dBm		
T1		1	1.88114825 GHz	5.73 dBm	Occ Bw	1.116 MHz
T2		1	1.88226425 GHz	8.98 dBm		

Middle Channel -26dBc Bandwidth

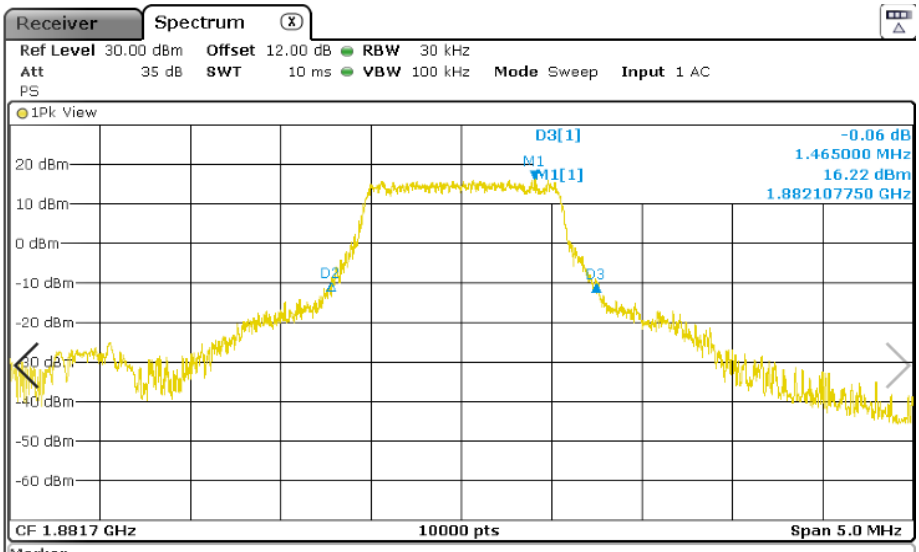

Marker

Type	Ref	Trc	X-value	Y-value	Function	Function Result
M1		1	1.88210775 GHz	16.22 dBm		
D2	M1	1	-1.128 MHz	-26.34 dB		
D3	D2	1	1.465 MHz	-0.06 dB		

TEST RESULTS (Cont):	

Highest Channel 99% Occupied Bandwidth

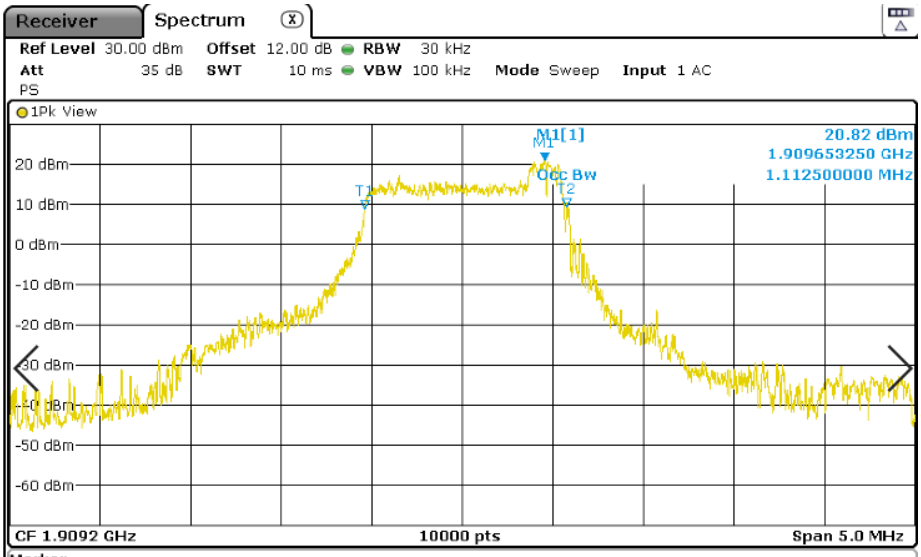

Marker

Type	Ref	Trc	X-value	Y-value	Function	Function Result
M1		1	1.90965325 GHz	20.82 dBm		
T1		1	1.90866275 GHz	8.82 dBm	Occ Bw	1.1125 MHz
T2		1	1.90977525 GHz	9.47 dBm		

Highest Channel -26dBc Bandwidth

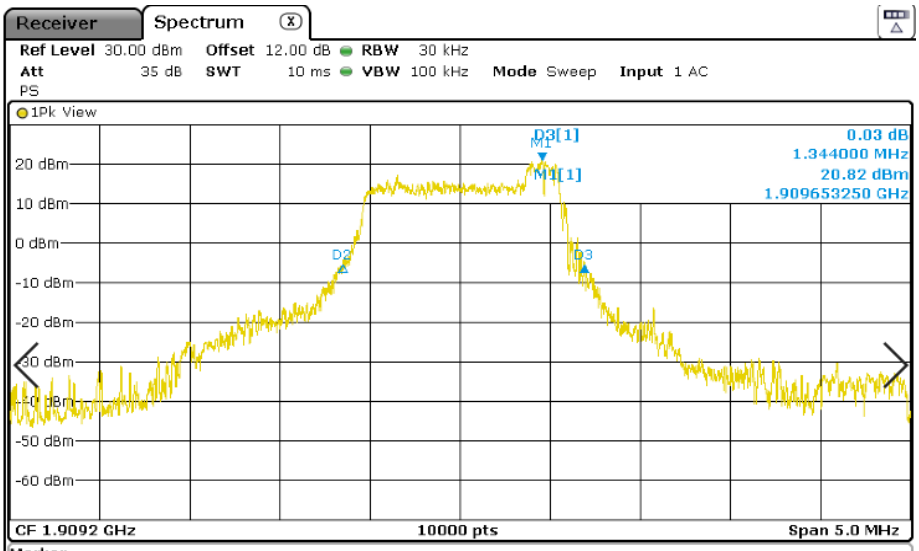

Marker

Type	Ref	Trc	X-value	Y-value	Function	Function Result
M1		1	1.90965325 GHz	20.82 dBm		
D2	M1	1	-1.1065 MHz	-26.29 dB		
D3	D2	1	1.344 MHz	0.03 dB		

TEST RESULTS (Cont):	

LTE QPSK MODULATION. BW = 10 MHz

Lowest Channel 99% Occupied Bandwidth

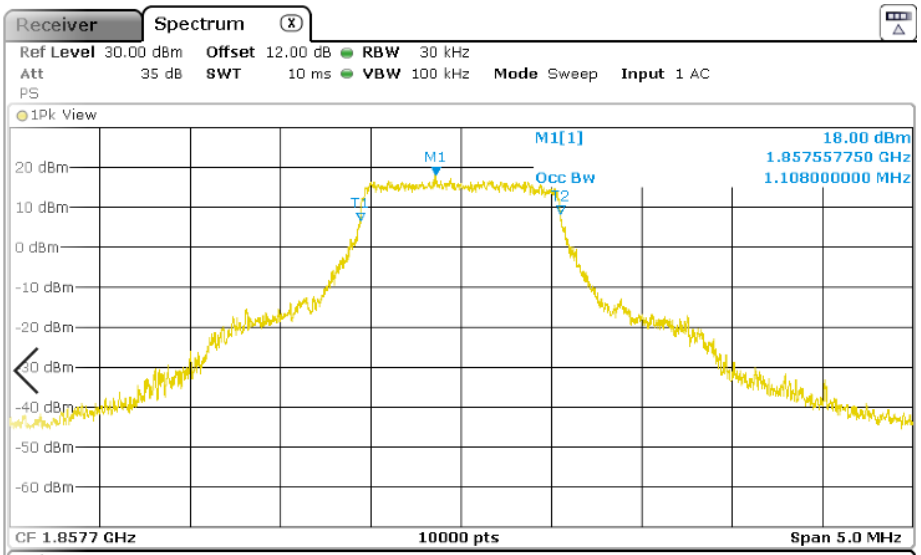

Marker

Type	Ref	Trc	X-value	Y-value	Function	Function Result
M1		1	1.85755775 GHz	18.00 dBm		
T1		1	1.85714225 GHz	6.66 dBm	Occ Bw	1.108 MHz
T2		1	1.85825025 GHz	8.25 dBm		

Lowest Channel -26dBc Bandwidth

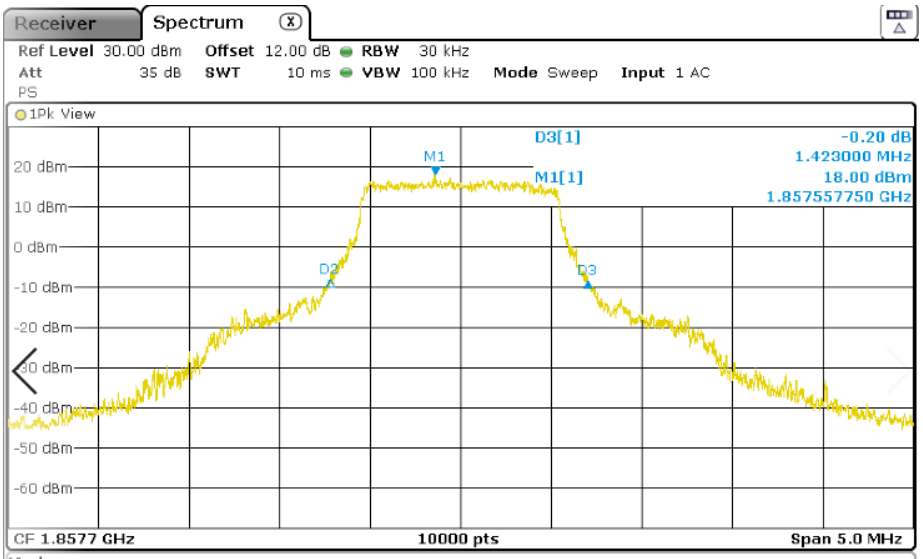

Marker

Type	Ref	Trc	X-value	Y-value	Function	Function Result
M1		1	1.85755775 GHz	18.00 dBm		
D2	M1	1	-579.5 kHz	-26.11 dB		
D3	D2	1	1.423 MHz	-0.20 dB		

TEST RESULTS (Cont):	

Middle Channel 99% Occupied Bandwidth

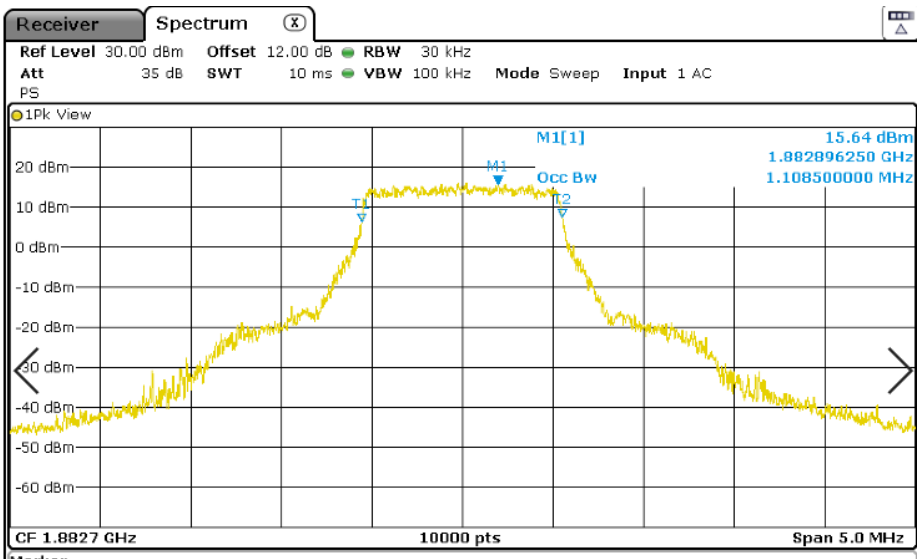

Marker

Type	Ref	Trc	X-value	Y-value	Function	Function Result
M1		1	1.88289625 GHz	15.64 dBm		
T1		1	1.88214325 GHz	6.36 dBm	Occ Bw	1.1085 MHz
T2		1	1.88325175 GHz	7.34 dBm		

Middle Channel -26dBc Bandwidth

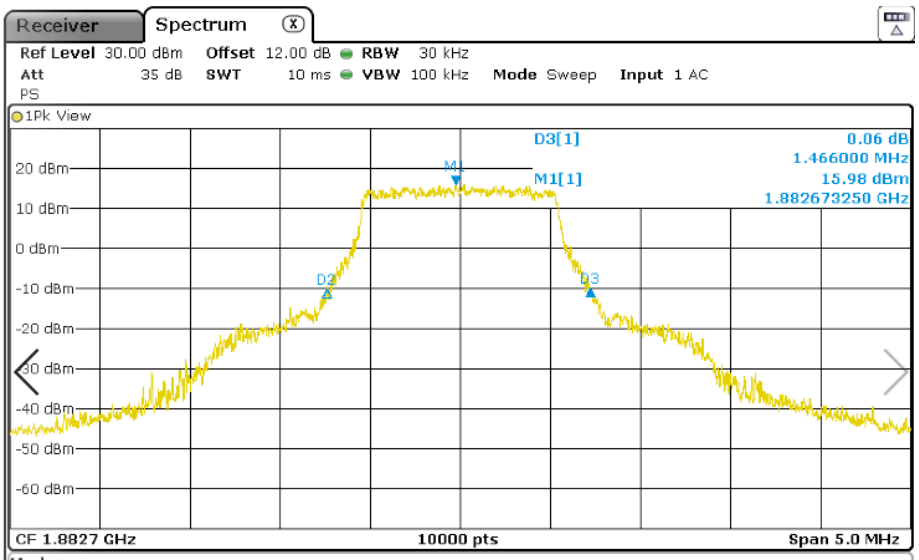

Marker

Type	Ref	Trc	X-value	Y-value	Function	Function Result
M1		1	1.88267325 GHz	15.98 dBm		
D2	M1	1	-715.5 kHz	-26.18 dB		
D3	D2	1	1.466 MHz	0.06 dB		

TEST RESULTS (Cont):	

Highest Channel 99% Occupied Bandwidth

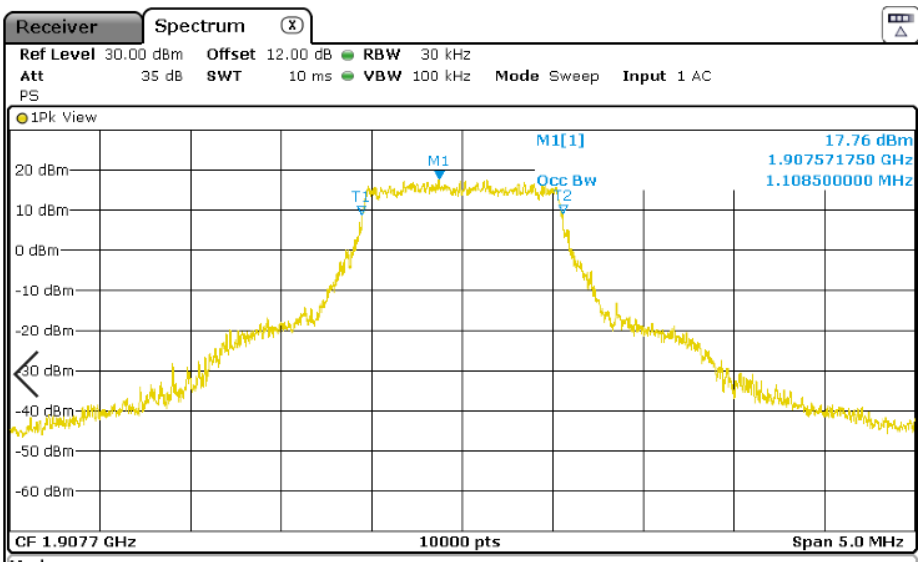

Marker

Type	Ref	Trc	X-value	Y-value	Function	Function Result
M1		1	1.90757175 GHz	17.76 dBm		
T1		1	1.90714525 GHz	8.72 dBm	Occ Bw	1.1085 MHz
T2		1	1.90825375 GHz	9.17 dBm		

Highest Channel -26dBc Bandwidth

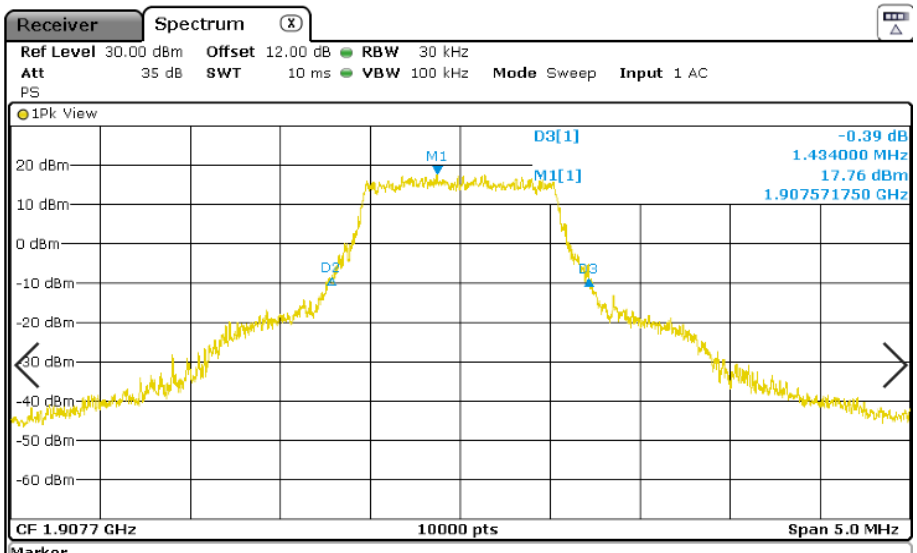

Marker

Type	Ref	Trc	X-value	Y-value	Function	Function Result
M1		1	1.90757175 GHz	17.76 dBm		
D2	M1	1	-589.0 kHz	-26.21 dB		
D3	D2	1	1.434 MHz	-0.39 dB		

TEST RESULTS (Cont):	

LTE 16QAM MODULATION. BW = 10 MHz

Lowest Channel 99% Occupied Bandwidth

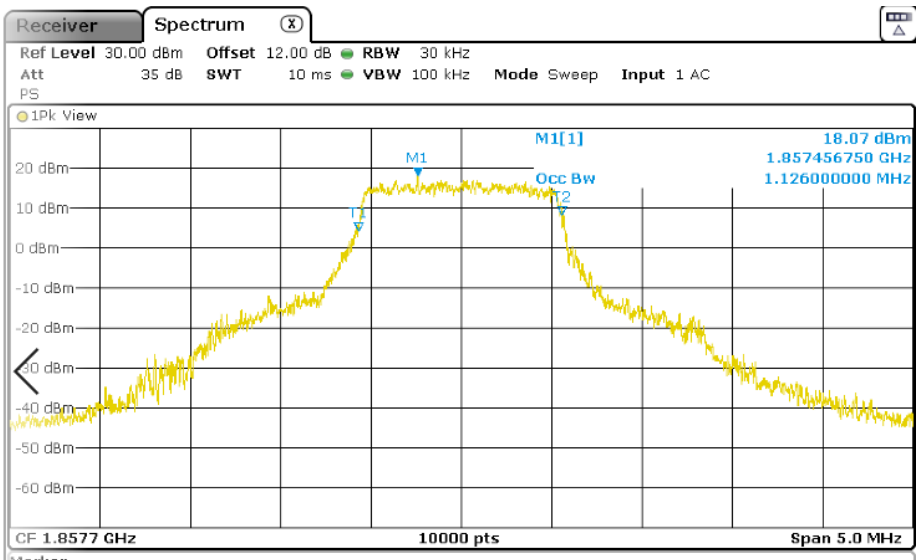

Marker

Type	Ref	Trc	X-value	Y-value	Function	Function Result
M1		1	1.85745675 GHz	18.07 dBm		
T1		1	1.85712975 GHz	4.35 dBm	Occ Bw	1.126 MHz
T2		1	1.85825575 GHz	8.43 dBm		

Lowest Channel -26dBc Bandwidth

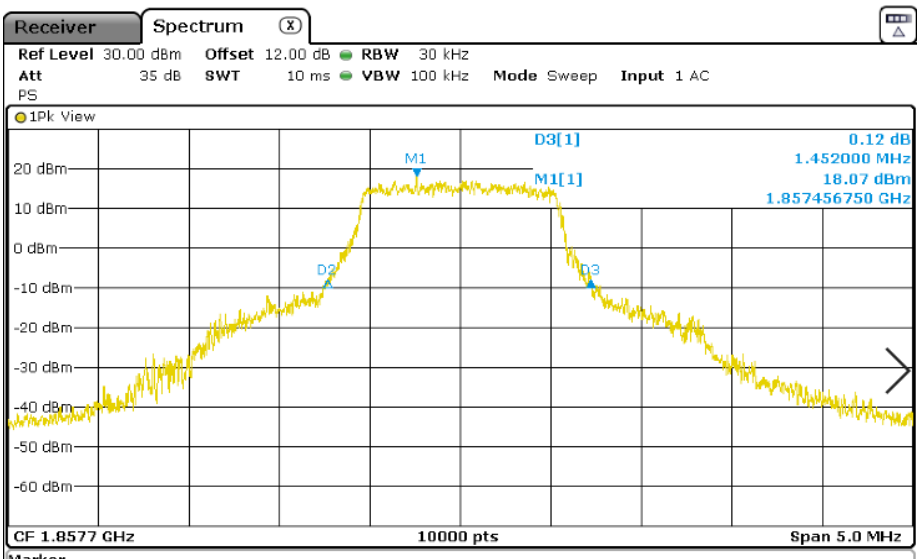

Marker

Type	Ref	Trc	X-value	Y-value	Function	Function Result
M1		1	1.85745675 GHz	18.07 dBm		
D2	M1	1	-488.5 kHz	-26.12 dB		
D3	D2	1	1.452 MHz	0.12 dB		

TEST RESULTS (Cont):	

Middle Channel 99% Occupied Bandwidth

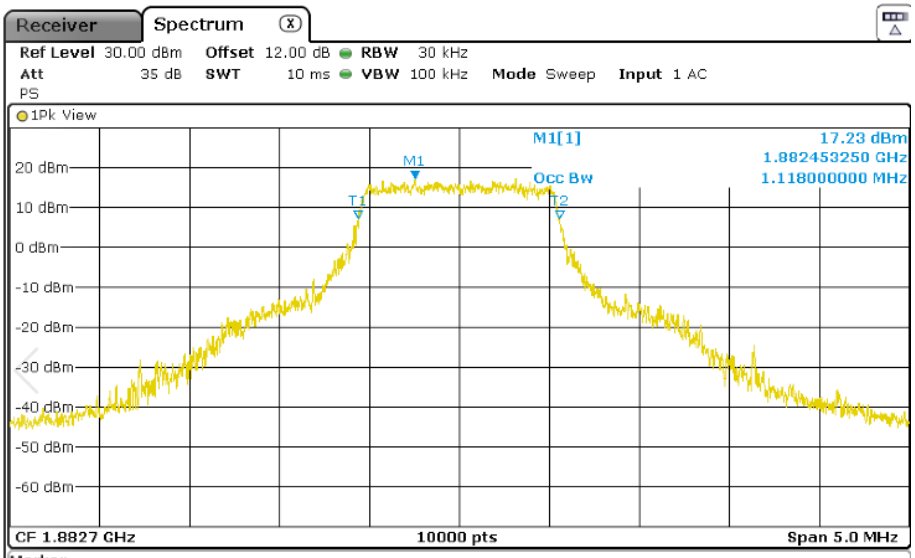

Marker

Type	Ref	Trc	X-value	Y-value	Function	Function Result
M1		1	1.88245325 GHz	17.23 dBm		
T1		1	1.88213575 GHz	7.13 dBm	Occ Bw	1.118 MHz
T2		1	1.88325375 GHz	7.07 dBm		

Middle Channel -26dBc Bandwidth

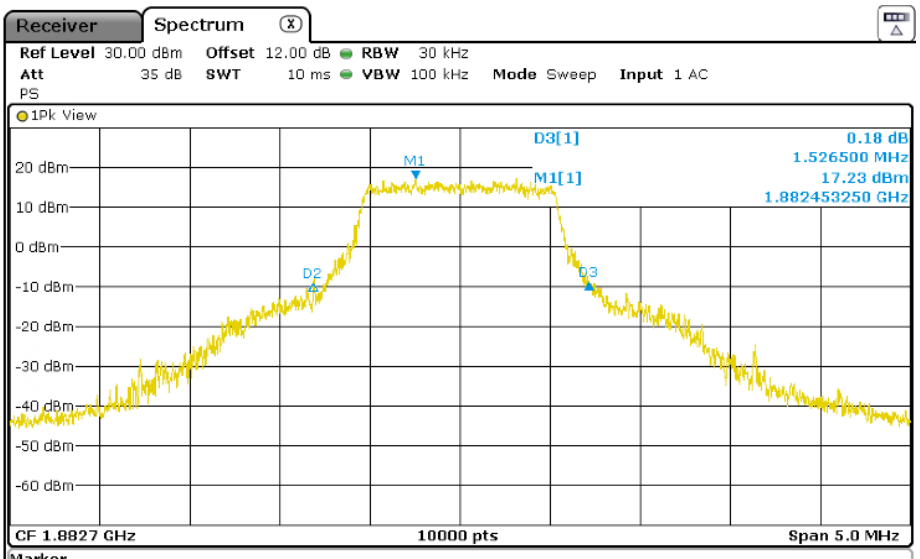

Marker

Type	Ref	Trc	X-value	Y-value	Function	Function Result
M1		1	1.88245325 GHz	17.23 dBm		
D2	M1	1	-567.0 kHz	-26.32 dB		
D3	D2	1	1.5265 MHz	0.18 dB		

TEST RESULTS (Cont):	

Highest Channel 99% Occupied Bandwidth

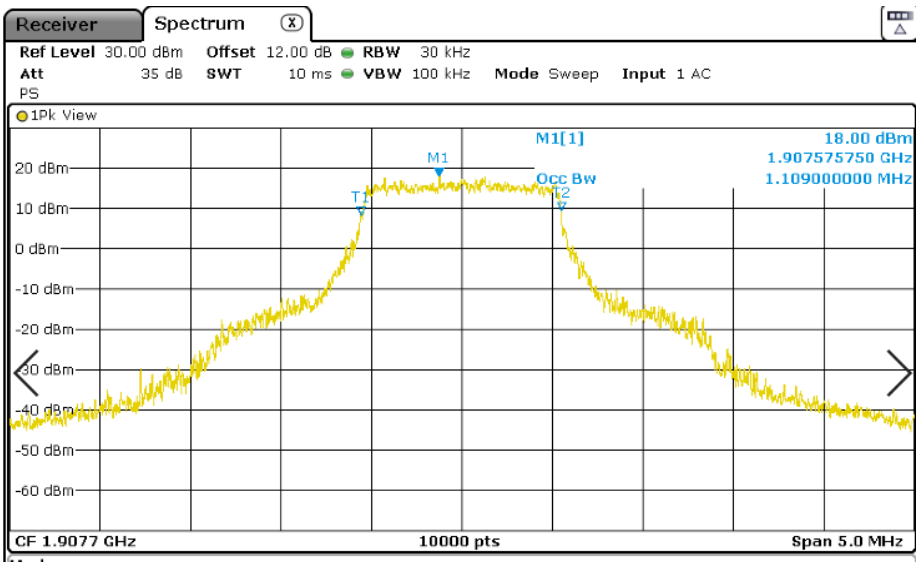

Marker

Type	Ref	Trc	X-value	Y-value	Function	Function Result
M1		1	1.90757575 GHz	18.00 dBm		
T1		1	1.90714025 GHz	8.26 dBm	Occ Bw	1.109 MHz
T2		1	1.90824925 GHz	9.34 dBm		

Highest Channel -26dBc Bandwidth

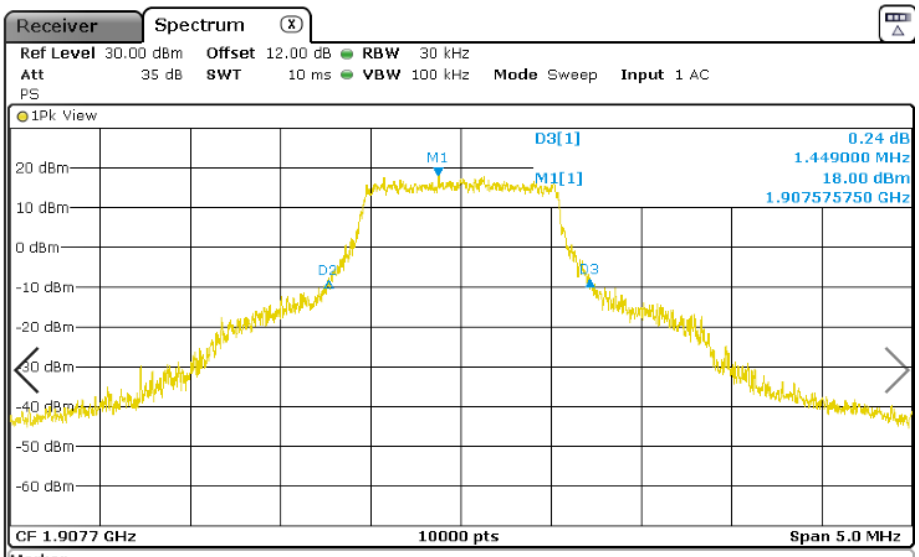

Marker

Type	Ref	Trc	X-value	Y-value	Function	Function Result
M1		1	1.90757575 GHz	18.00 dBm		
D2	M1	1	-612.0 kHz	-26.25 dB		
D3	D2	1	1.449 MHz	0.24 dB		

TEST RESULTS (Cont):	

LTE QPSK MODULATION. BW = 15 MHz

Lowest Channel 99% Occupied Bandwidth

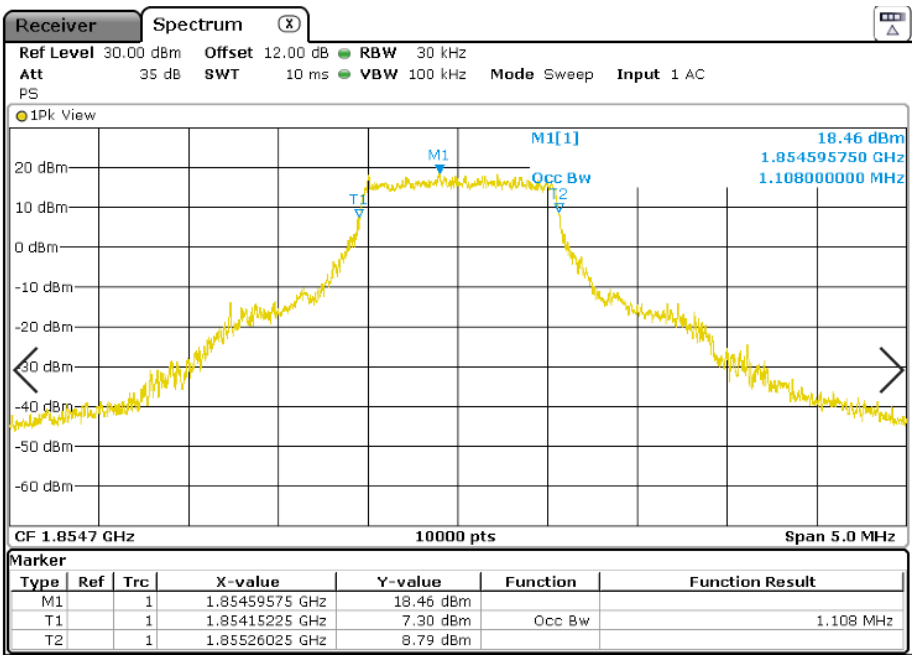

Lowest Channel -26dBc Bandwidth

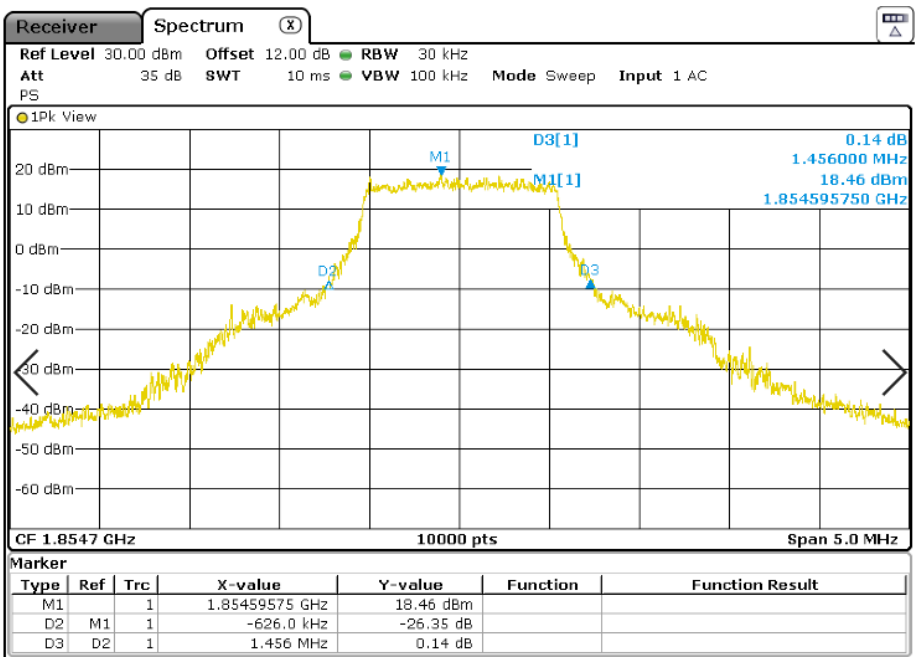

TEST RESULTS (Cont):	

Middle Channel 99% Occupied Bandwidth

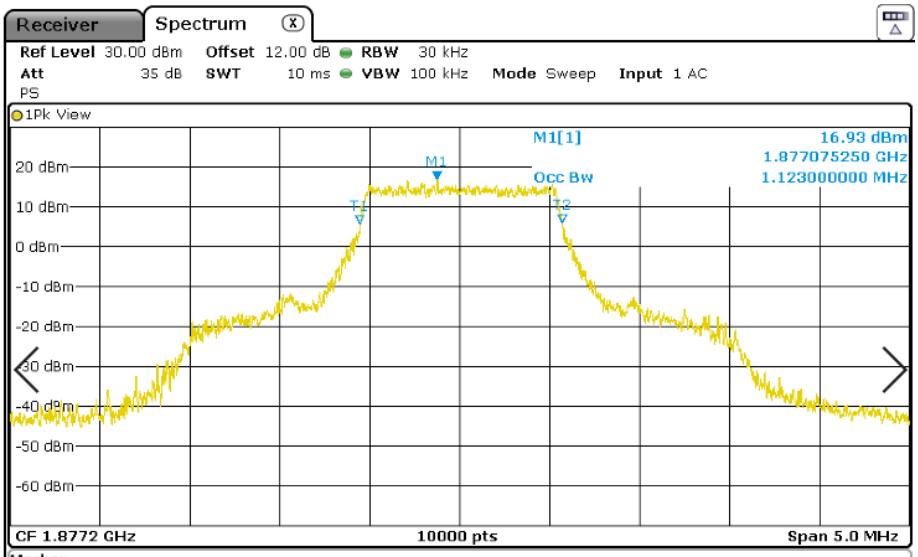

Marker

Type	Ref	Trc	X-value	Y-value	Function	Function Result
M1		1	1.87707525 GHz	16.93 dBm		
T1		1	1.87664475 GHz	5.77 dBm	Occ Bw	1.123 MHz
T2		1	1.87776775 GHz	6.03 dBm		

Middle Channel -26dBc Bandwidth

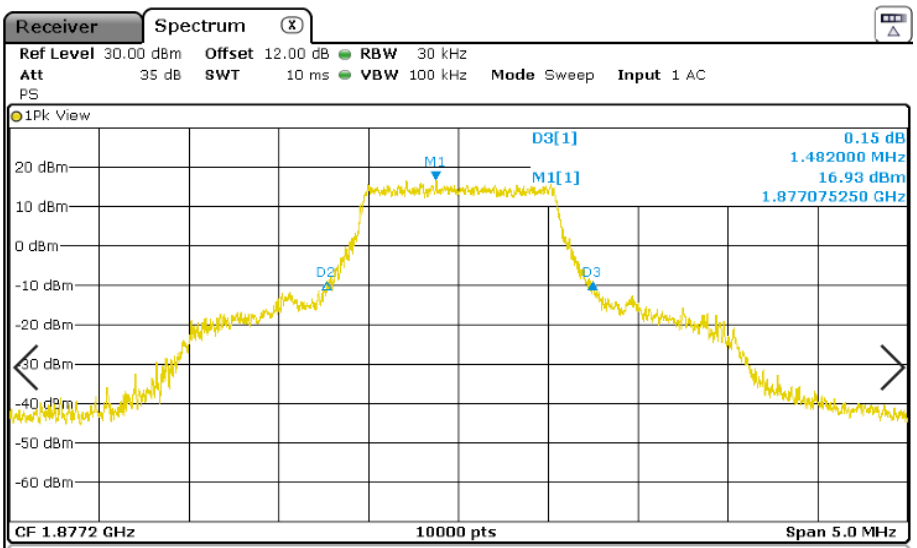

Marker

Type	Ref	Trc	X-value	Y-value	Function	Function Result
M1		1	1.87707525 GHz	16.93 dBm		
D2	M1	1	-609.5 kHz	-26.18 dB		
D3	D2	1	1.482 MHz	0.15 dB		

TEST RESULTS (Cont):	

Highest Channel 99% Occupied Bandwidth

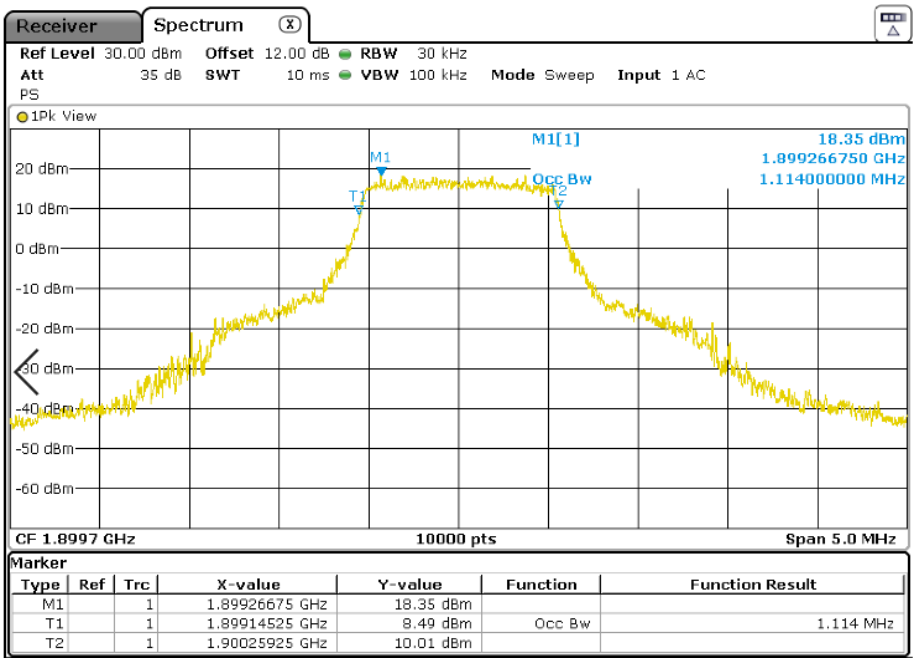

Highest Channel -26dBc Bandwidth

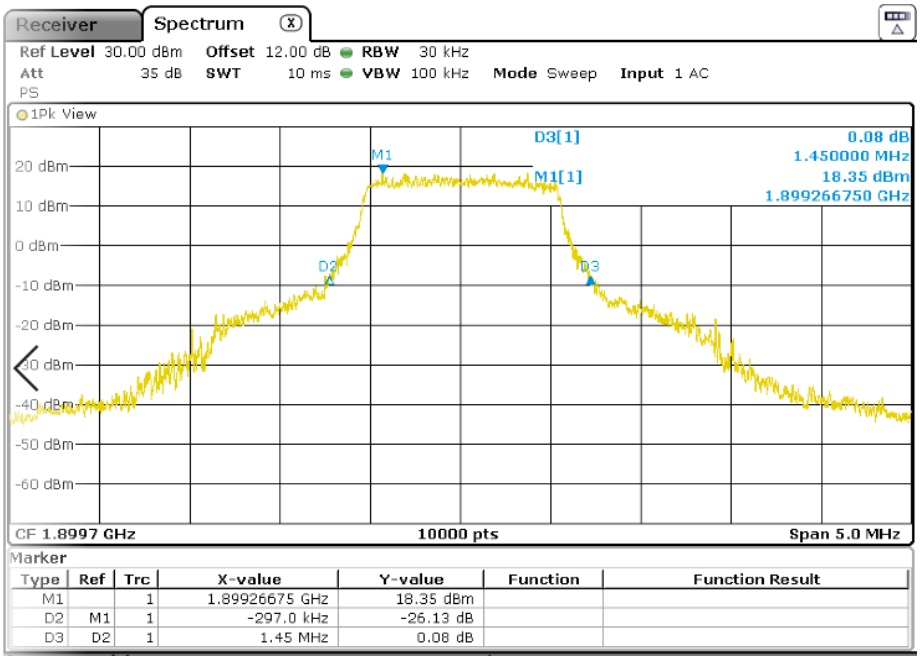

TEST RESULTS (Cont):	

LTE 16QAM MODULATION. BW = 15 MHz

Lowest Channel 99% Occupied Bandwidth

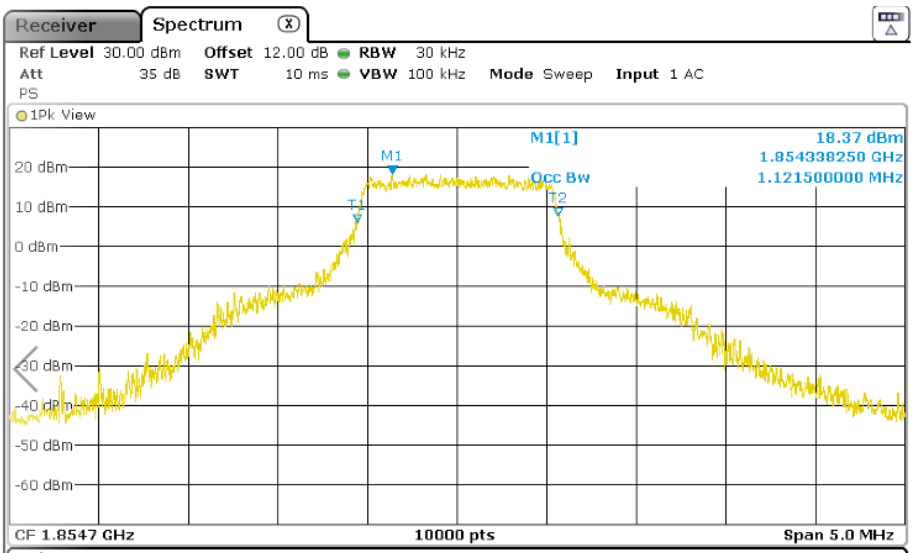

Marker

Type	Ref	Trc	X-value	Y-value	Function	Function Result
M1		1	1.85433825 GHz	18.37 dBm		
T1		1	1.85414075 GHz	5.88 dBm	Occ Bw	1.1215 MHz
T2		1	1.85526225 GHz	7.70 dBm		

Lowest Channel -26dBc Bandwidth

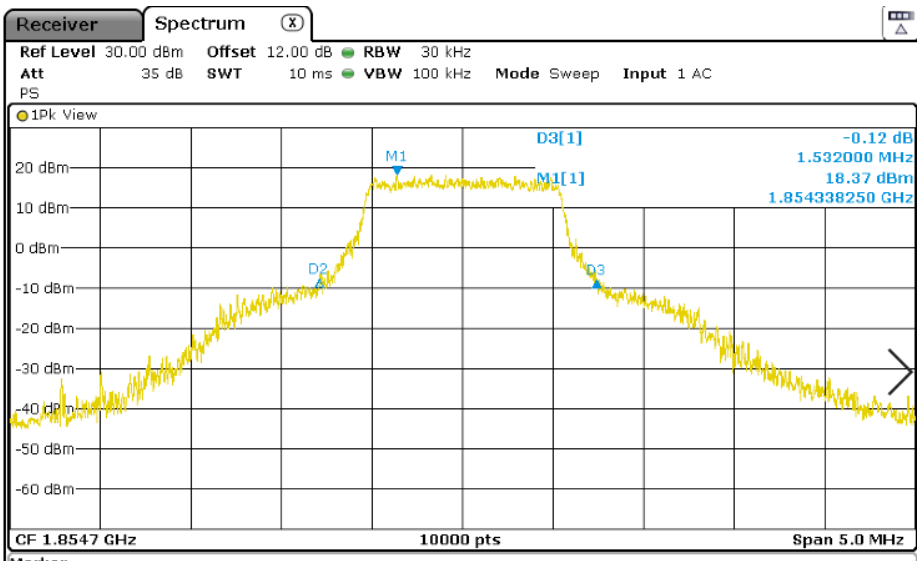

Marker

Type	Ref	Trc	X-value	Y-value	Function	Function Result
M1		1	1.85433825 GHz	18.37 dBm		
D2	M1	1	-429.5 kHz	-26.16 dB		
D3	D2	1	1.532 MHz	-0.12 dB		

TEST RESULTS (Cont):	

Middle Channel 99% Occupied Bandwidth

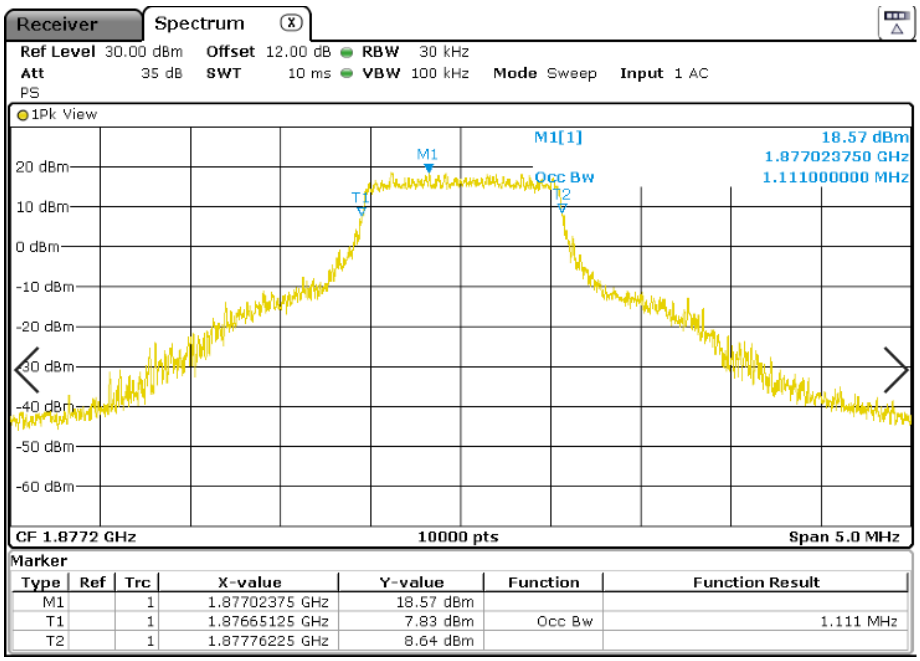

Marker

Type	Ref	Trc	X-value	Y-value	Function	Function Result
M1		1	1.87702375 GHz	18.57 dBm		
T1		1	1.87665125 GHz	7.83 dBm	Occ Bw	1.111 MHz
T2		1	1.87776225 GHz	8.64 dBm		

Middle Channel -26dBc Bandwidth

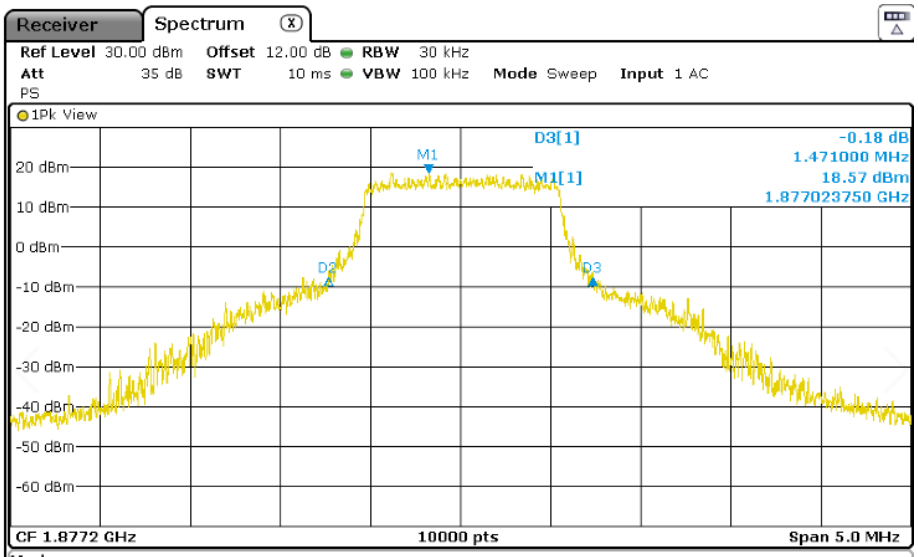

Marker

Type	Ref	Trc	X-value	Y-value	Function	Function Result
M1		1	1.87702375 GHz	18.57 dBm		
D2	M1	1	-557.5 kHz	-26.24 dB		
D3	D2	1	1.471 MHz	-0.18 dB		

TEST RESULTS (Cont):	

Highest Channel 99% Occupied Bandwidth

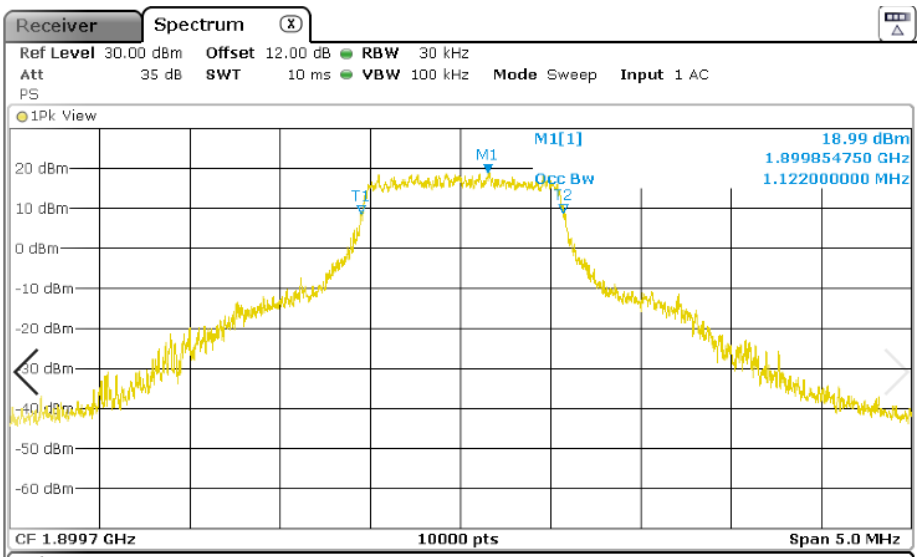

Marker

Type	Ref	Trc	X-value	Y-value	Function	Function Result
M1		1	1.89985475 GHz	18.99 dBm		
T1		1	1.89914925 GHz	8.69 dBm	Occ Bw	1.122 MHz
T2		1	1.90027125 GHz	8.72 dBm		

Highest Channel -26dBc Bandwidth

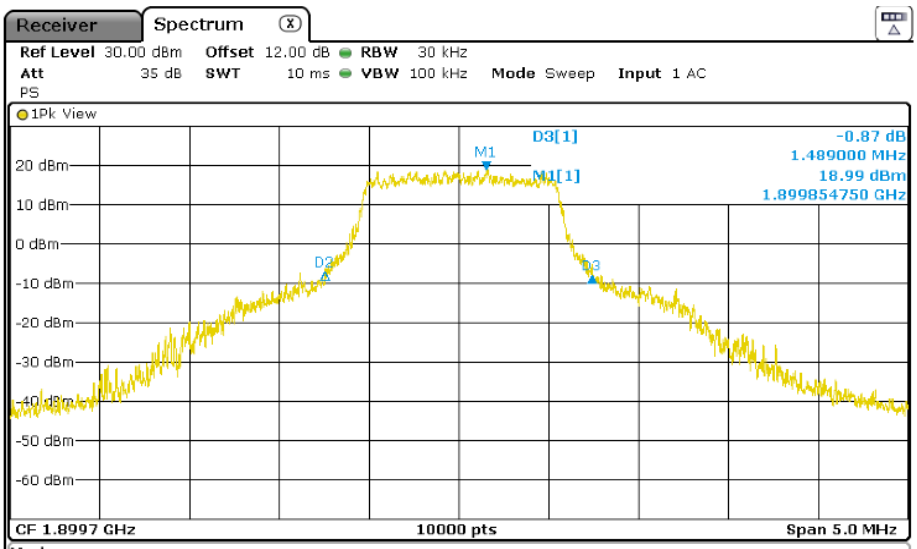

Marker

Type	Ref	Trc	X-value	Y-value	Function	Function Result
M1		1	1.89985475 GHz	18.99 dBm		
D2	M1	1	-901.0 kHz	-26.03 dB		
D3	D2	1	1.489 MHz	-0.87 dB		

TEST RESULTS (Cont):	

LTE QPSK MODULATION. BW = 20 MHz

Lowest Channel 99% Occupied Bandwidth

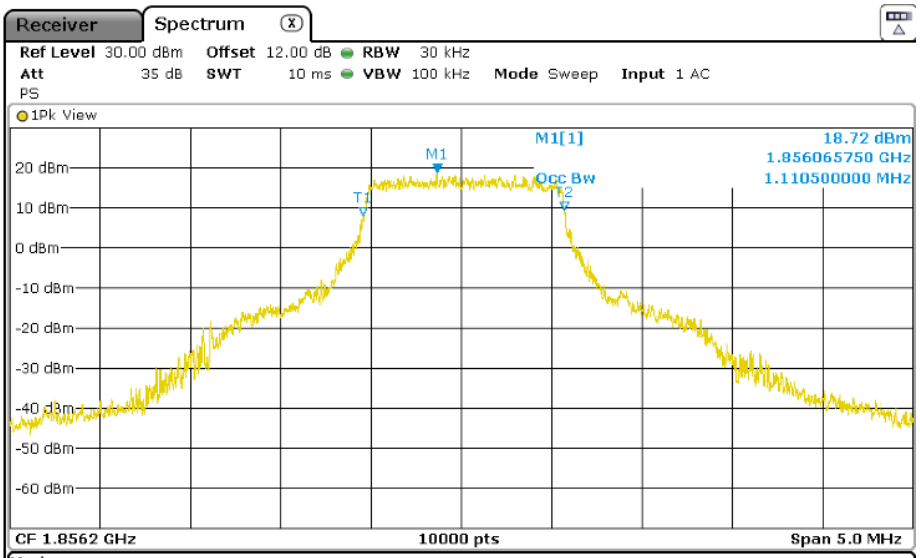

Marker

Type	Ref	Trc	X-value	Y-value	Function	Function Result
M1		1	1.85606575 GHz	18.72 dBm		
T1		1	1.85565825 GHz	8.10 dBm	Occ Bw	1.1105 MHz
T2		1	1.85676875 GHz	9.51 dBm		

Lowest Channel -26dBc Bandwidth

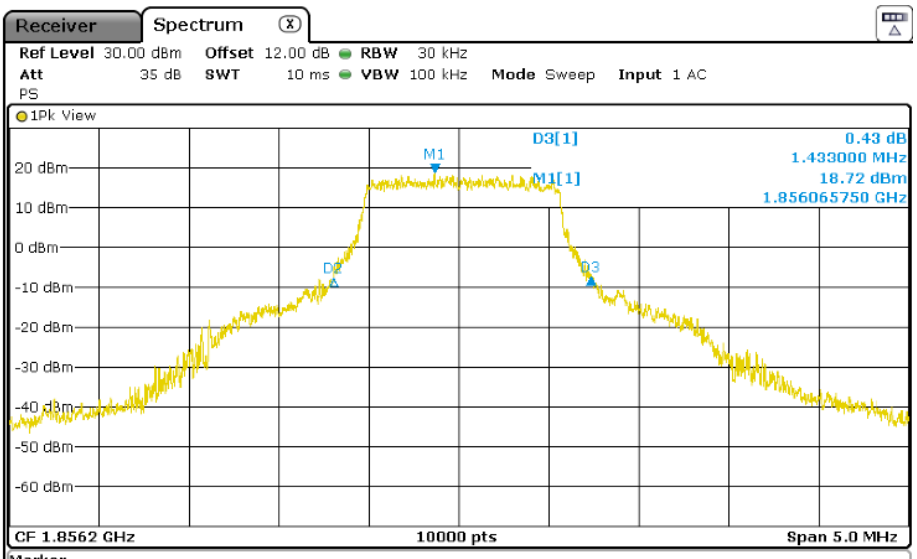

Marker

Type	Ref	Trc	X-value	Y-value	Function	Function Result
M1		1	1.85606575 GHz	18.72 dBm		
D2	M1	1	-563.0 kHz	-26.56 dB		
D3	D2	1	1.433 MHz	0.43 dB		

TEST RESULTS (Cont):	

Middle Channel 99% Occupied Bandwidth

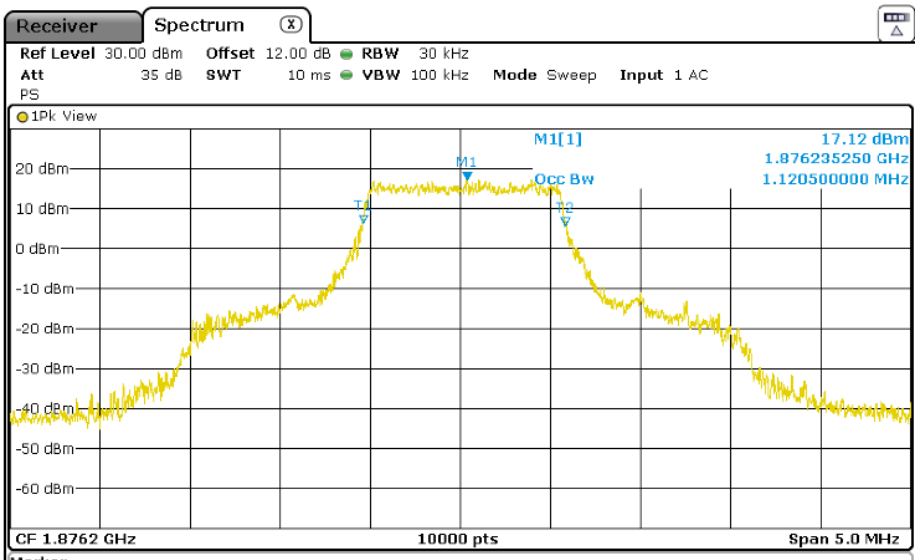

Marker

Type	Ref	Trc	X-value	Y-value	Function	Function Result
M1		1	1.87623525 GHz	17.12 dBm		
T1		1	1.87565925 GHz	6.37 dBm	Occ Bw	1.1205 MHz
T2		1	1.87677975 GHz	5.58 dBm		

Middle Channel -26dBc Bandwidth

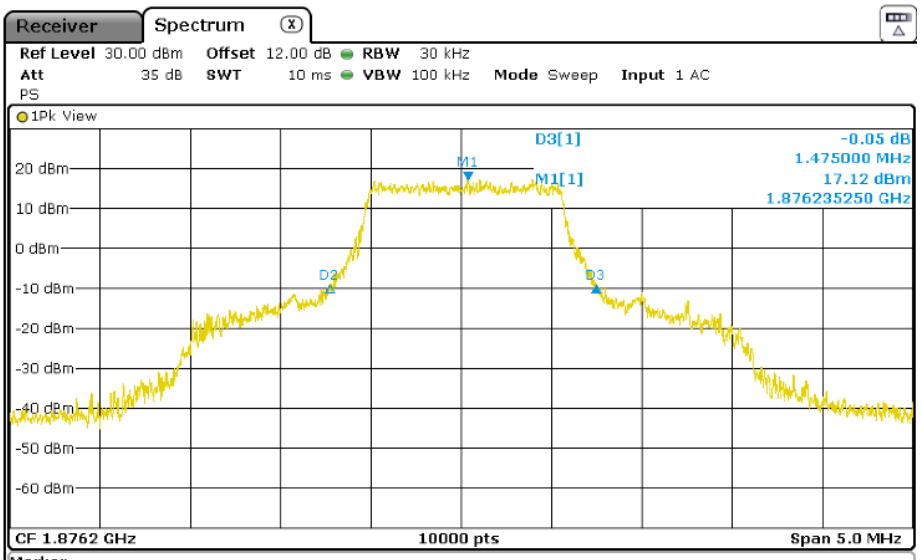

Marker

Type	Ref	Trc	X-value	Y-value	Function	Function Result
M1		1	1.87623525 GHz	17.12 dBm		
D2	M1	1	-760.5 kHz	-26.21 dB		
D3	D2	1	1.475 MHz	-0.05 dB		

TEST RESULTS (Cont):	

Highest Channel 99% Occupied Bandwidth

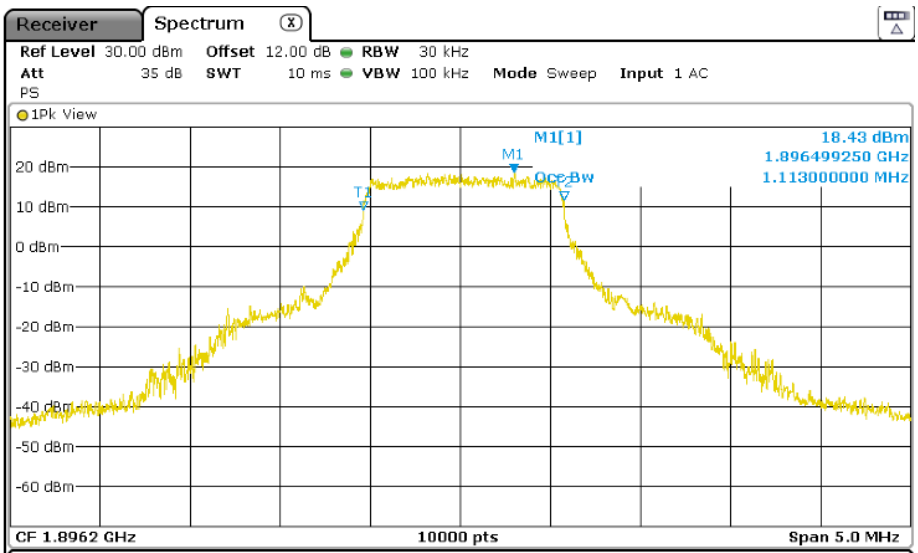

Marker

Type	Ref	Trc	X-value	Y-value	Function	Function Result
M1		1	1.89649925 GHz	18.43 dBm		
T1		1	1.89566025 GHz	9.09 dBm	Occ Bw	1.113 MHz
T2		1	1.89677325 GHz	11.57 dBm		

Highest Channel -26dBc Bandwidth

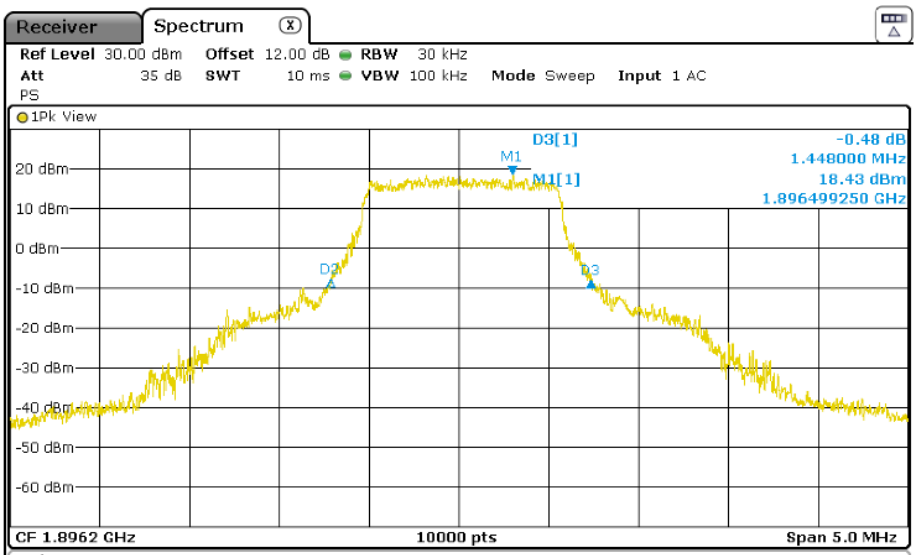

Marker

Type	Ref	Trc	X-value	Y-value	Function	Function Result
M1		1	1.89649925 GHz	18.43 dBm		
D2	M1	1	-1.014 MHz	-26.01 dB		
D3	D2	1	1.448 MHz	-0.48 dB		

TEST RESULTS (Cont):	

LTE 16QAM MODULATION. BW = 20 MHz

Lowest Channel 99% Occupied Bandwidth

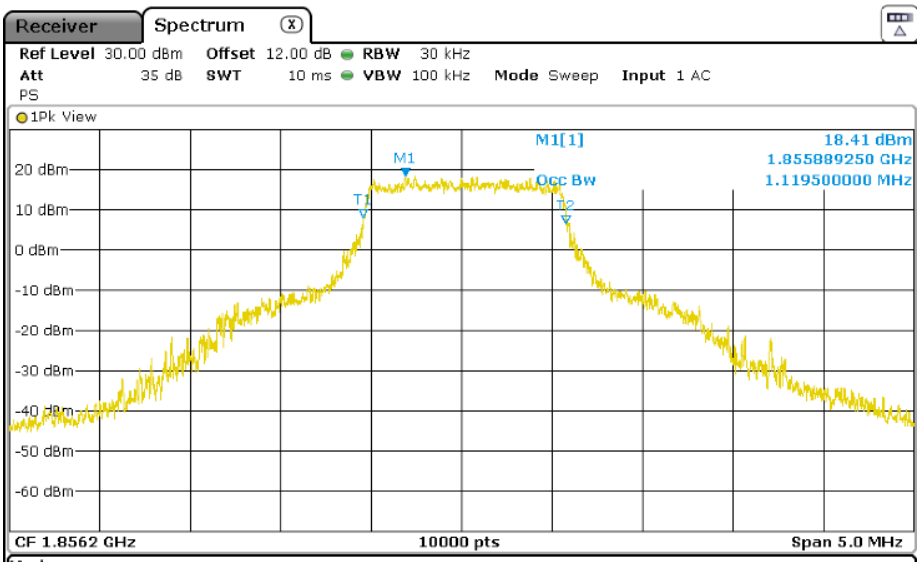

Marker

Type	Ref	Trc	X-value	Y-value	Function	Function Result
M1		1	1.85588925 GHz	18.41 dBm		
T1		1	1.85565875 GHz	7.94 dBm	Occ Bw	1.1195 MHz
T2		1	1.85677825 GHz	6.49 dBm		

Lowest Channel -26dBc Bandwidth

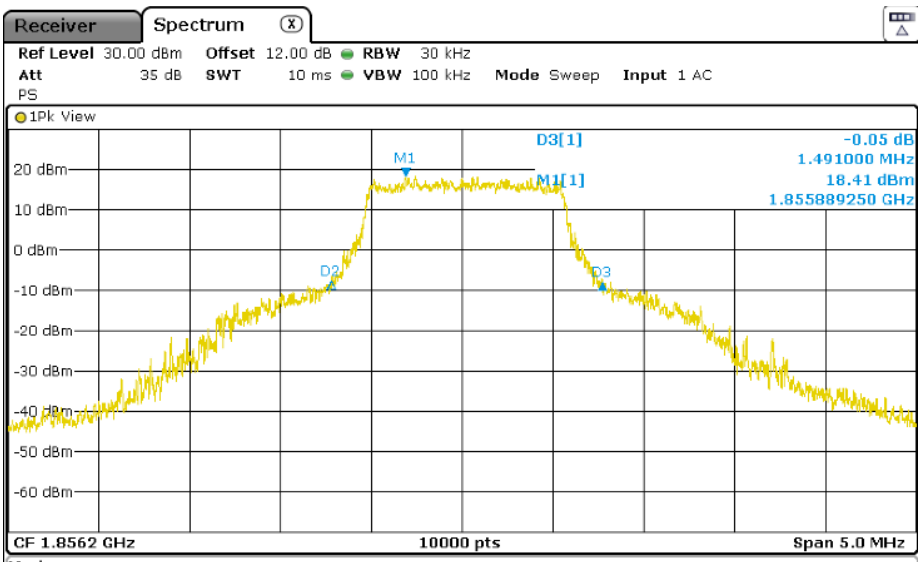

Marker

Type	Ref	Trc	X-value	Y-value	Function	Function Result
M1		1	1.85588925 GHz	18.41 dBm		
D2	M1	1	-410.0 kHz	-26.26 dB		
D3	D2	1	1.491 MHz	-0.05 dB		

TEST RESULTS (Cont):	

Middle Channel 99% Occupied Bandwidth

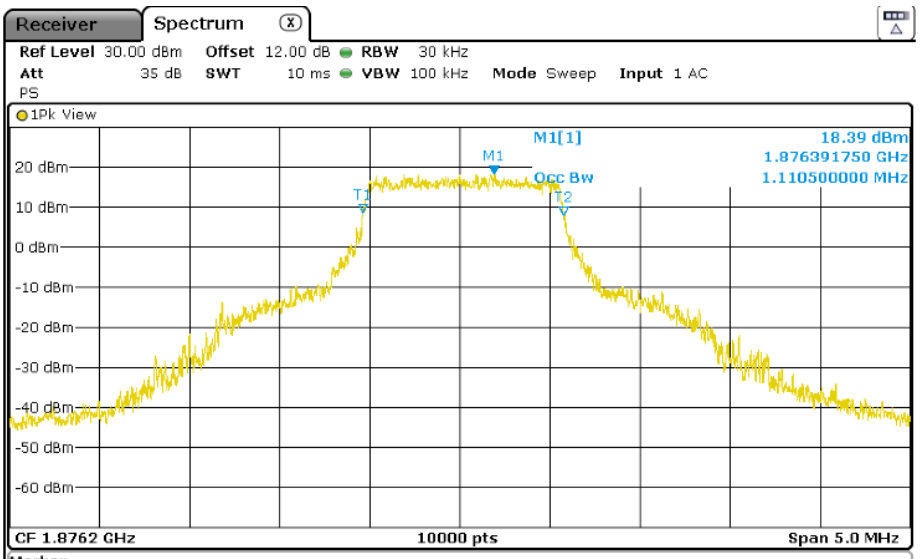

Marker

Type	Ref	Trc	X-value	Y-value	Function	Function Result
M1		1	1.87639175 GHz	18.39 dBm		
T1		1	1.87566325 GHz	8.58 dBm	Occ Bw	1.1105 MHz
T2		1	1.87677375 GHz	7.95 dBm		

Middle Channel -26dBc Bandwidth

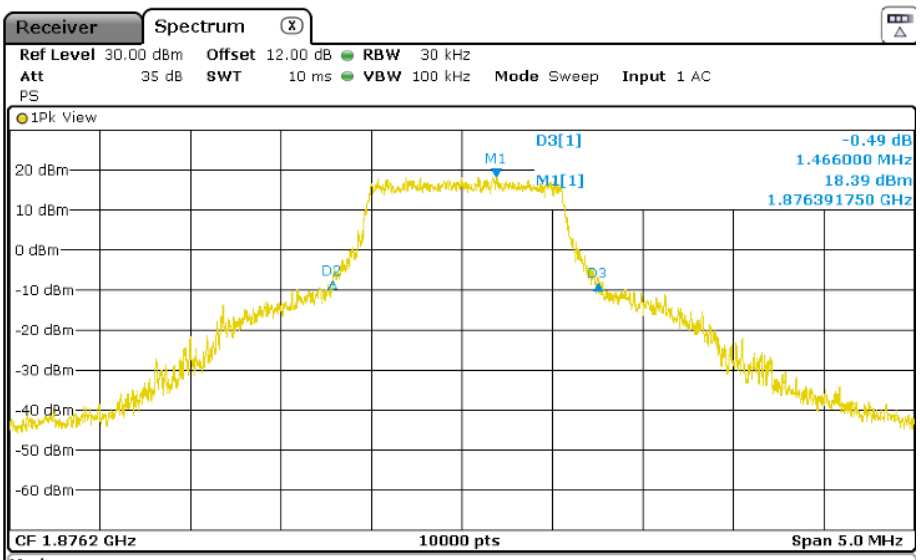

Marker

Type	Ref	Trc	X-value	Y-value	Function	Function Result
M1		1	1.87639175 GHz	18.39 dBm		
D2	M1	1	-906.5 kHz	-26.23 dB		
D3	D2	1	1.466 MHz	-0.49 dB		

TEST RESULTS (Cont):	

Highest Channel 99% Occupied Bandwidth

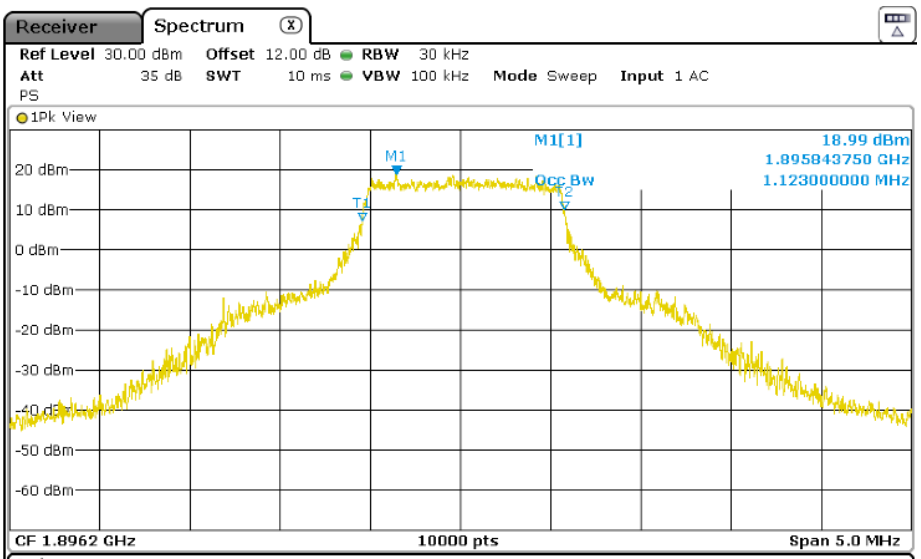

Marker

Type	Ref	Trc	X-value	Y-value	Function	Function Result
M1		1	1.89584375 GHz	18.99 dBm		
T1		1	1.89565375 GHz	7.10 dBm	Occ Bw	1.123 MHz
T2		1	1.89677675 GHz	10.14 dBm		

Highest Channel -26dBc Bandwidth

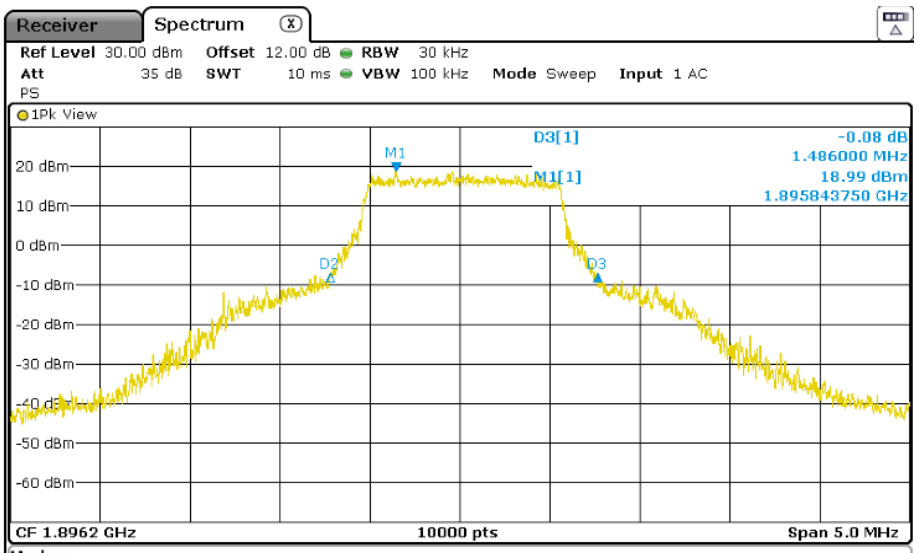

Marker

Type	Ref	Trc	X-value	Y-value	Function	Function Result
M1		1	1.89584375 GHz	18.99 dBm		
D2	M1	1	-367.0 kHz	-26.06 dB		
D3	D2	1	1.486 MHz	-0.08 dB		

TESTED SAMPLES:	S/01
TESTED CONDITIONS MODES:	TC#02
TEST RESULTS:	PASS

LTE QPSK MODULATION. BW = 5 MHz

Channel	Lowest	Middle	Highest
99% Occupied bandwidth (MHz)	1.11	1.10	1.11
-26 dBc bandwidth (MHz)	1.45	1.42	1.42

LTE 16QAM MODULATION. BW = 5 MHz

Channel	Lowest	Middle	Highest
99% Occupied bandwidth (MHz)	1.12	1.10	1.11
-26 dBc bandwidth (MHz)	1.35	1.42	1.38

LTE QPSK MODULATION. BW = 10 MHz

Channel	Lowest	Middle	Highest
99% Occupied bandwidth (MHz)	1.11	1.11	1.11
-26 dBc bandwidth (MHz)	1.43	1.43	1.45

LTE 16QAM MODULATION. BW = 10 MHz

Channel	Lowest	Middle	Highest
99% Occupied bandwidth (MHz)	1.12	1.10	1.12
-26 dBc bandwidth (MHz)	1.46	1.46	1.46

TEST RESULTS (Cont):	

LTE QPSK MODULATION. BW = 15 MHz

Channel	Lowest	Middle	Highest
99% Occupied bandwidth (MHz)	1.12	1.13	1.11
-26 dBc bandwidth (MHz)	1.46	1.46	1.46

LTE 16QAM MODULATION. BW = 15 MHz

Channel	Lowest	Middle	Highest
99% Occupied bandwidth (MHz)	1.12	1.12	1.12
-26 dBc bandwidth (MHz)	1.48	1.50	1.49

LTE QPSK MODULATION. BW = 20 MHz

Channel	Lowest	Middle	Highest
99% Occupied bandwidth (MHz)	1.11	1.11	1.11
-26 dBc bandwidth (MHz)	1.47	1.46	1.45

LTE 16QAM MODULATION. BW = 20 MHz

Channel	Lowest	Middle	Highest
99% Occupied bandwidth (MHz)	1.12	1.13	1.12
-26 dBc bandwidth (MHz)	1.50	1.47	1.50

TEST RESULTS (Cont):	

LTE QPSK MODULATION. BW = 5 MHz

Lowest Channel 99% Occupied Bandwidth

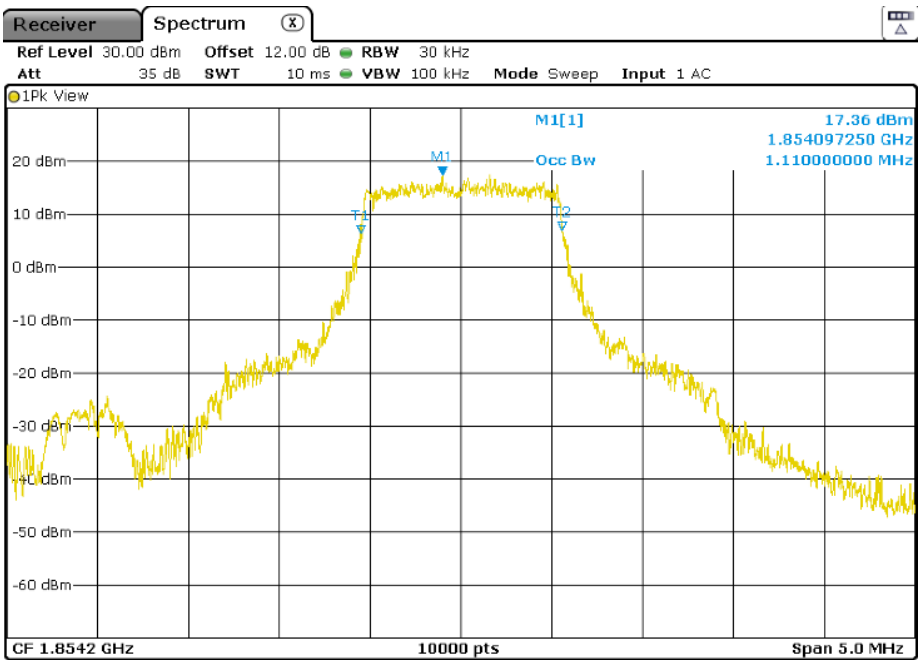

Lowest Channel -26dBc Bandwidth

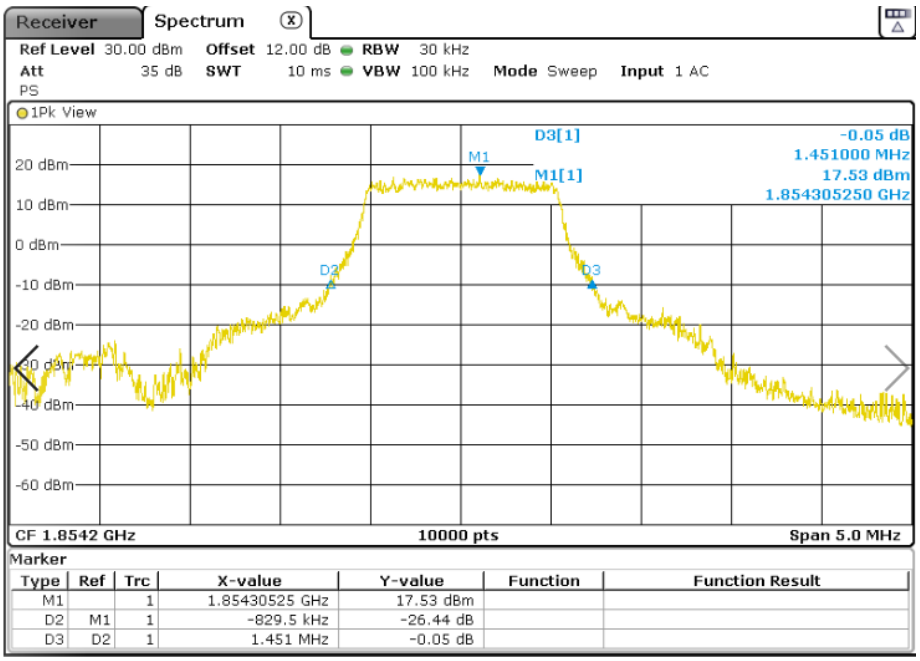

Type	Ref	Trc	X-value	Y-value	Function	Function Result
M1		1	1.85430525 GHz	17.53 dBm		
D2	M1	1	-829.5 kHz	-26.44 dB		
D3	D2	1	1.451 MHz	-0.05 dB		

TEST RESULTS (Cont):	

Middle Channel 99% Occupied Bandwidth

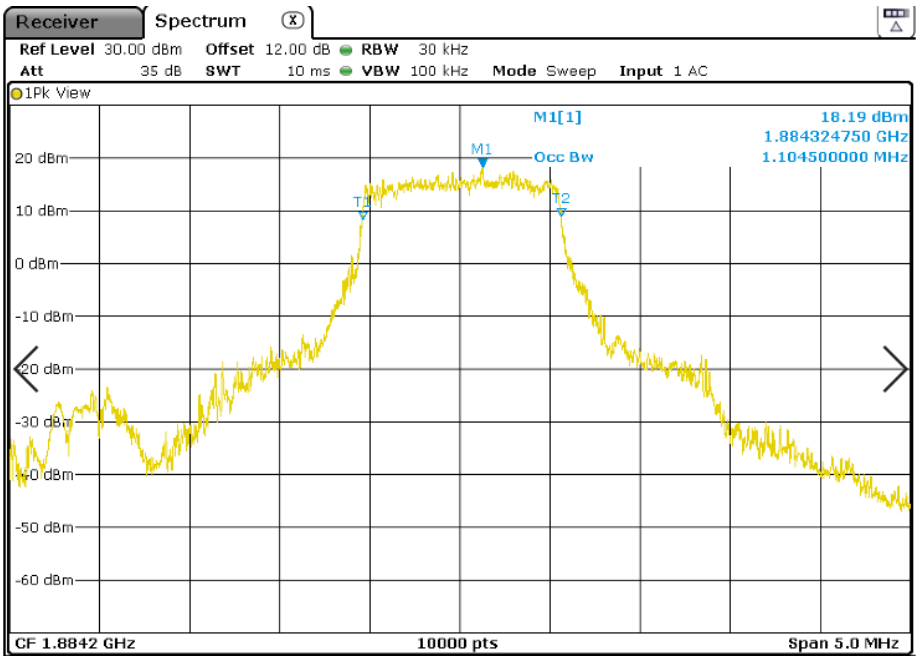

Middle Channel -26dBc Bandwidth

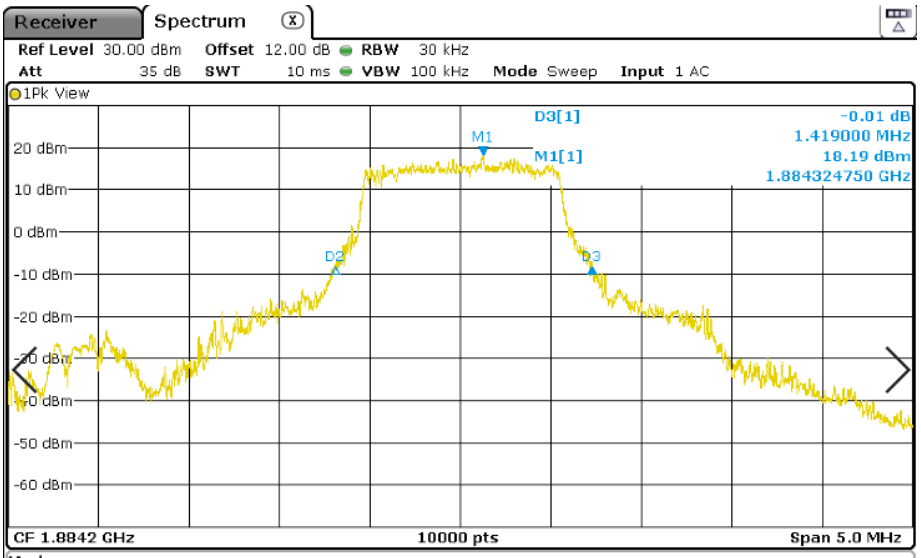

Marker

Type	Ref	Trc	X-value	Y-value	Function	Function Result
M1		1	1.88432475 GHz	18.19 dBm		
D2	M1	1	-813.5 kHz	-26.29 dB		
D3	D2	1	1.419 MHz	-0.01 dB		

TEST RESULTS (Cont):	

Highest Channel 99% Occupied Bandwidth

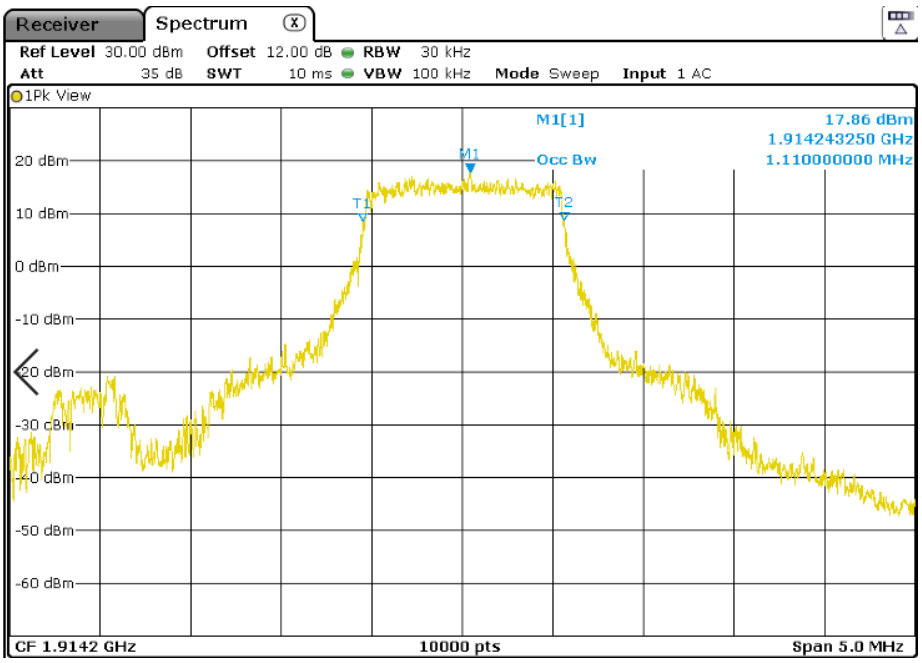

Highest Channel -26dBc Bandwidth

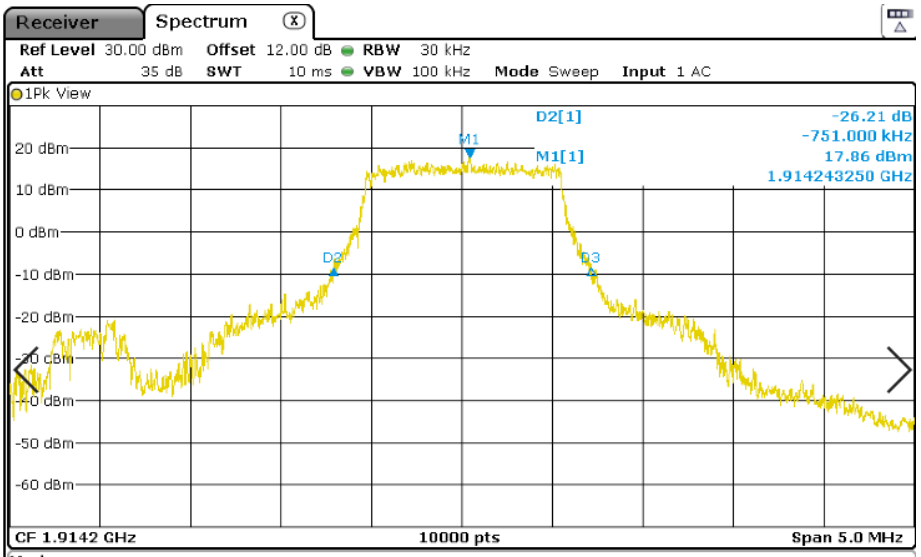

Marker

Type	Ref	Trc	X-value	Y-value	Function	Function Result
M1		1	1.91424325 GHz	17.86 dBm		
D2	M1	1	-751.0 kHz	-26.21 dB		
D3	D2	1	1.423 MHz	0.05 dB		

TEST RESULTS (Cont):	

LTE 16QAM MODULATION. BW = 5 MHz

Lowest Channel 99% Occupied Bandwidth

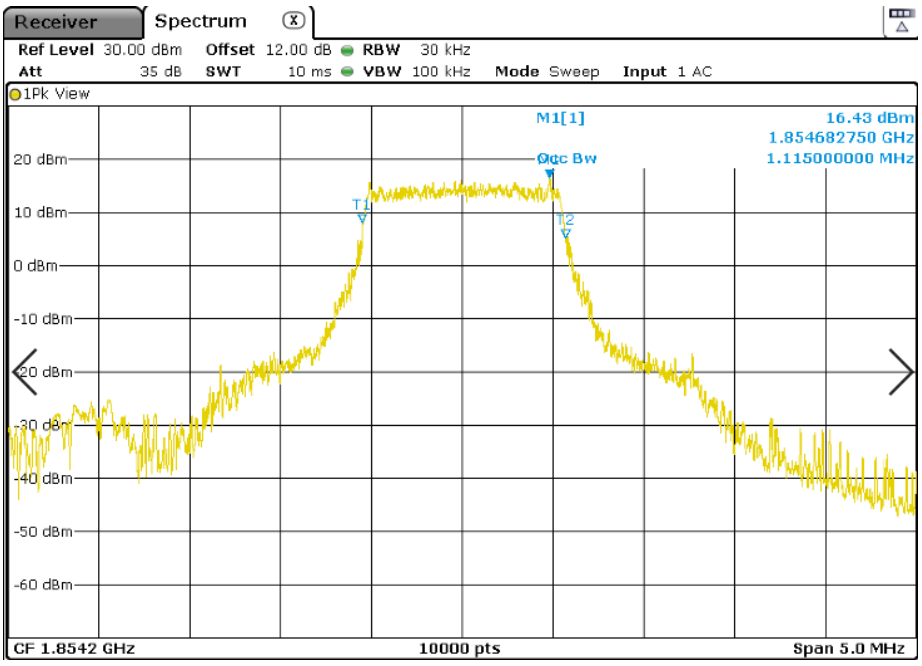

Lowest Channel -26dBc Bandwidth

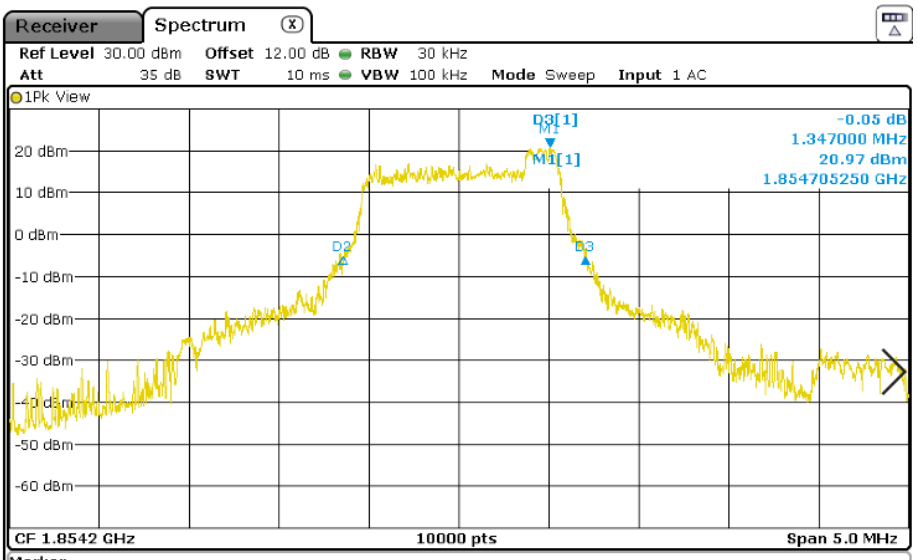

Marker

Type	Ref	Trc	X-value	Y-value	Function	Function Result
M1		1	1.85470525 GHz	20.97 dBm		
D2	M1	1	-1.148 MHz	-26.06 dB		
D3	D2	1	1.347 MHz	-0.05 dB		

TEST RESULTS (Cont):	

Middle Channel 99% Occupied Bandwidth

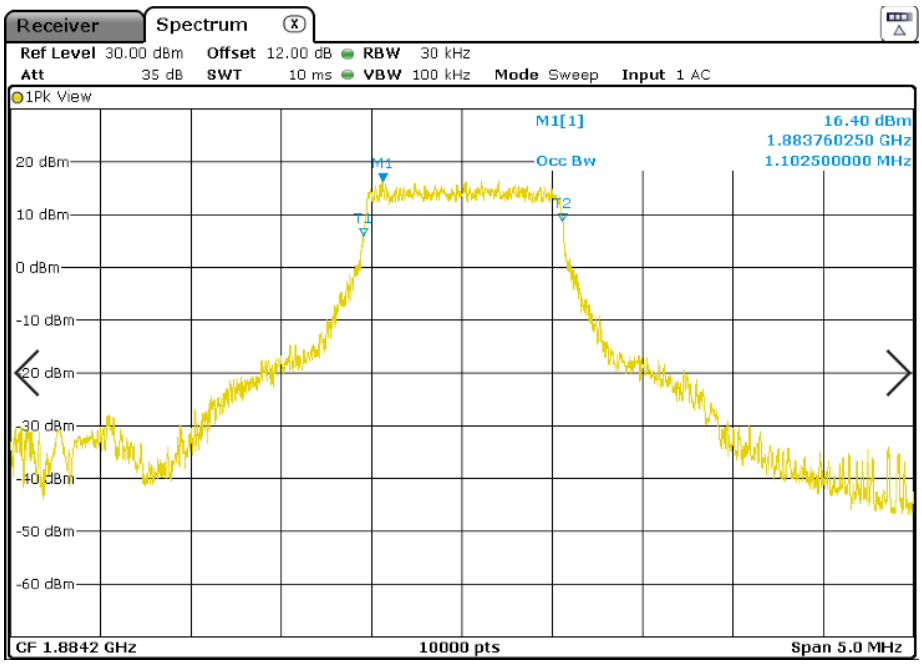

Middle Channel -26dBc Bandwidth

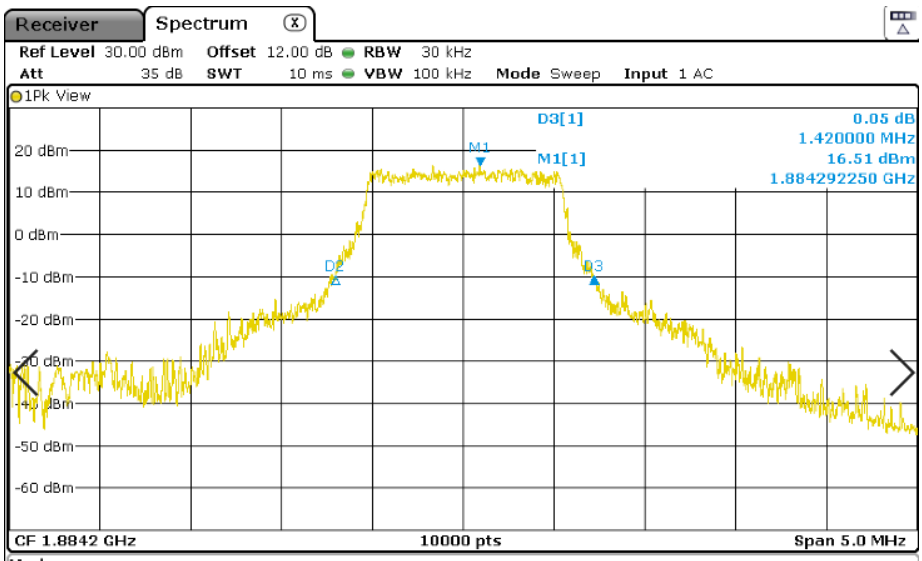

Marker

Type	Ref	Trc	X-value	Y-value	Function	Function Result
M1		1	1.88429225 GHz	16.51 dBm		
D2	M1	1	-793.5 kHz	-26.24 dB		
D3	D2	1	1.42 MHz	0.05 dB		

TEST RESULTS (Cont):	

Highest Channel 99% Occupied Bandwidth

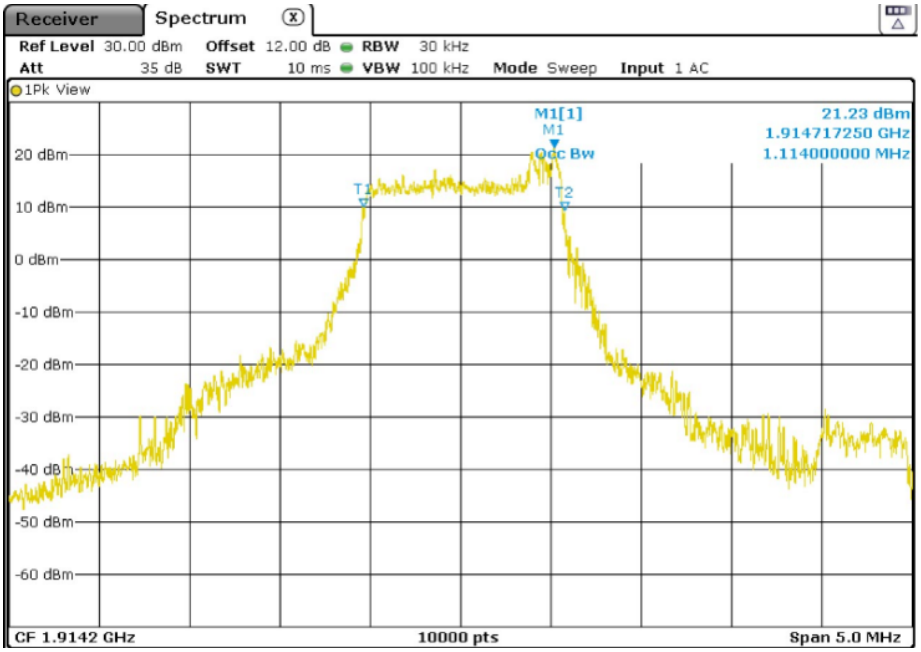

Highest Channel -26dBc Bandwidth

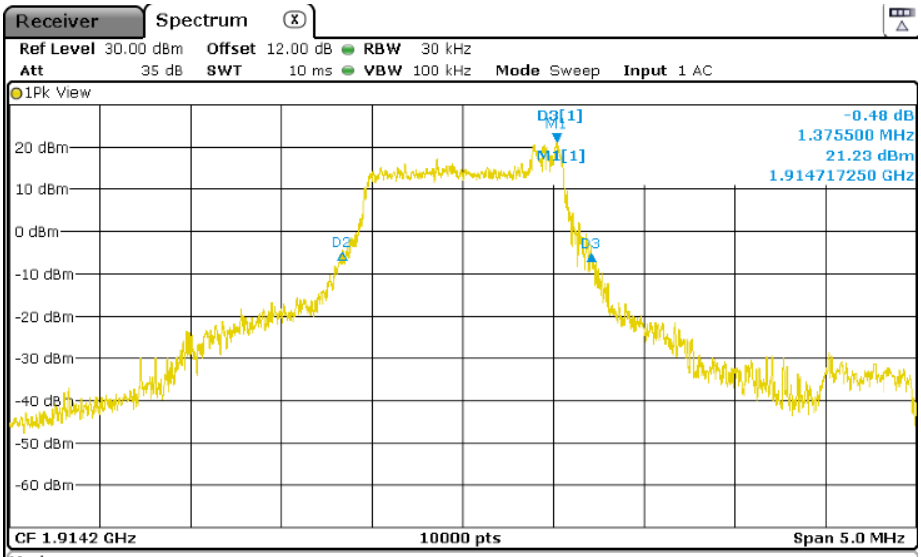

Marker

Type	Ref	Trc	X-value	Y-value	Function	Function Result
M1		1	1.91471725 GHz	21.23 dBm		
D2	M1	1	-1.1815 MHz	-26.03 dB		
D3	D2	1	1.3755 MHz	-0.48 dB		

TEST RESULTS (Cont):	

LTE QPSK MODULATION. BW = 10 MHz

Lowest Channel 99% Occupied Bandwidth

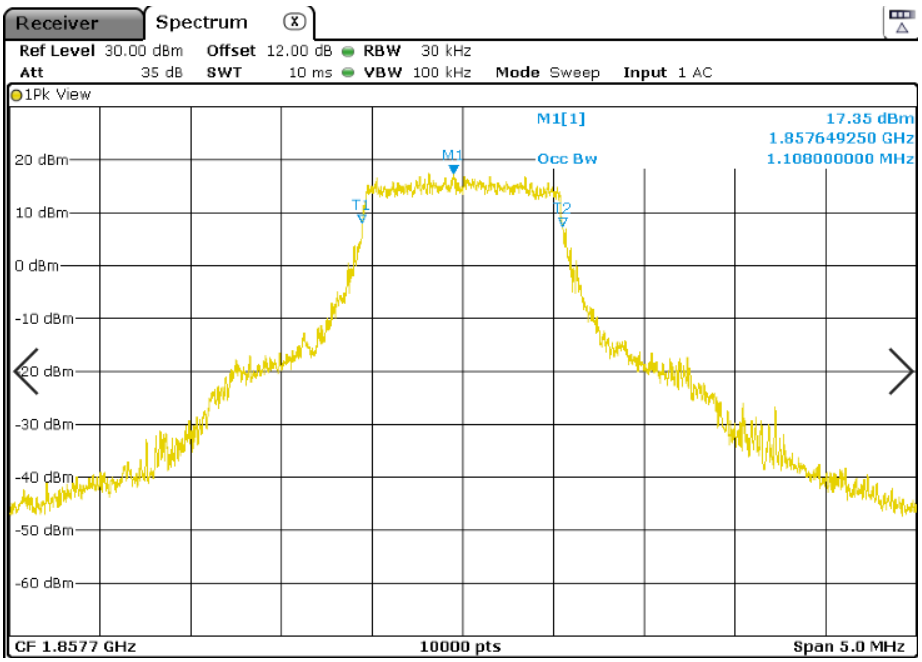

Lowest Channel -26dBc Bandwidth

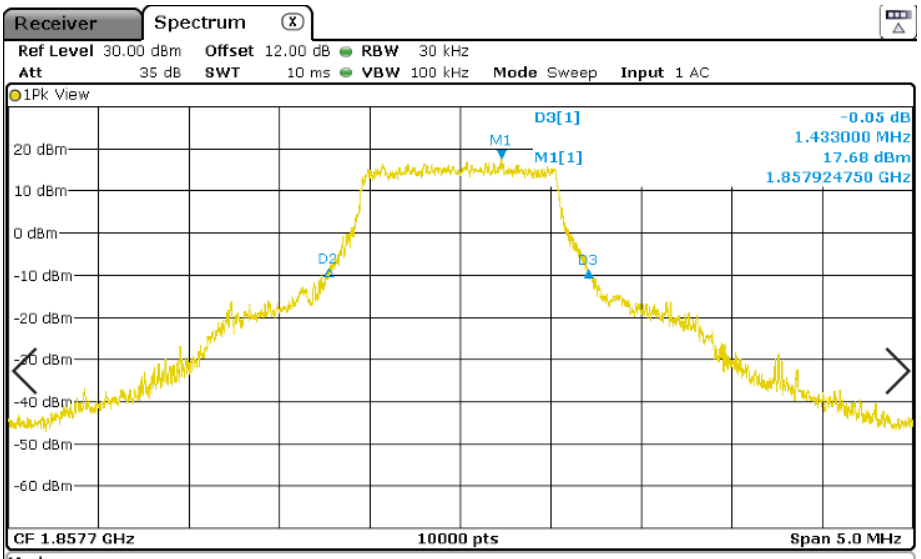

Marker

Type	Ref	Trc	X-value	Y-value	Function	Function Result
M1		1	1.85792475 GHz	17.68 dBm		
D2	M1	1	-952.0 kHz	-26.19 dB		
D3	D2	1	1.433 MHz	-0.05 dB		

TEST RESULTS (Cont):	

Middle Channel 99% Occupied Bandwidth

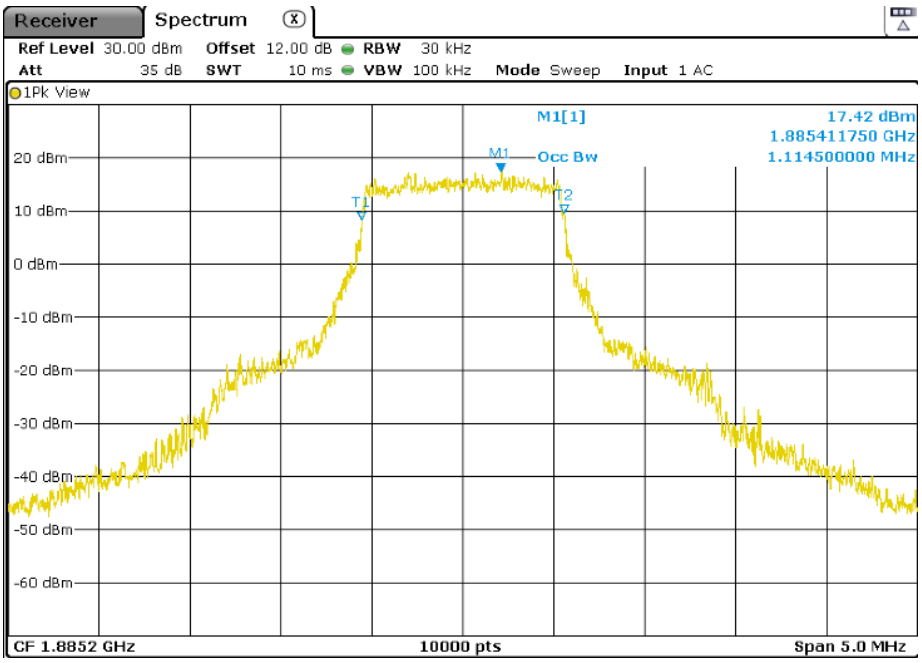

Middle Channel -26dBc Bandwidth

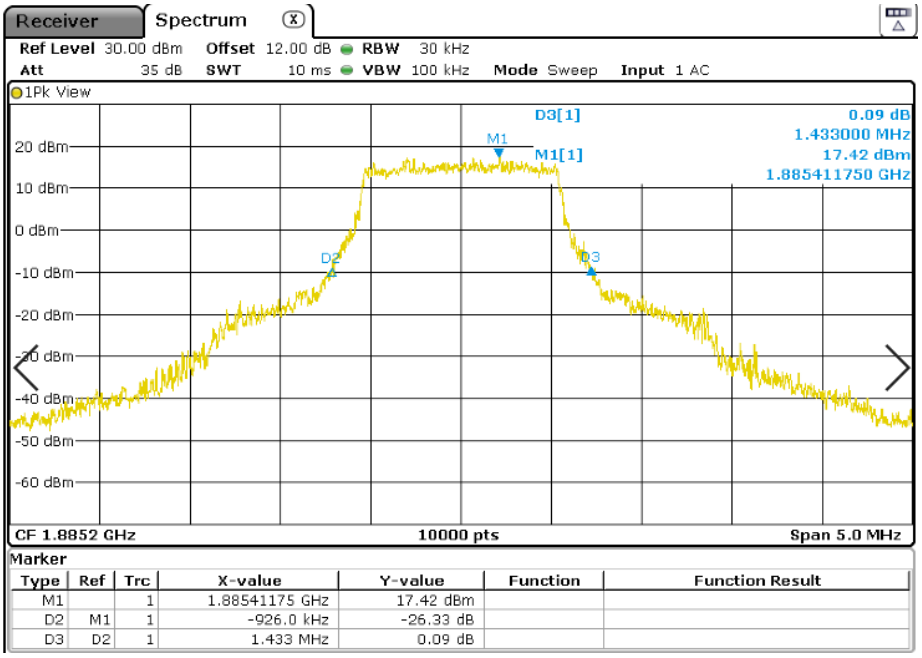

TEST RESULTS (Cont):	

Highest Channel 99% Occupied Bandwidth

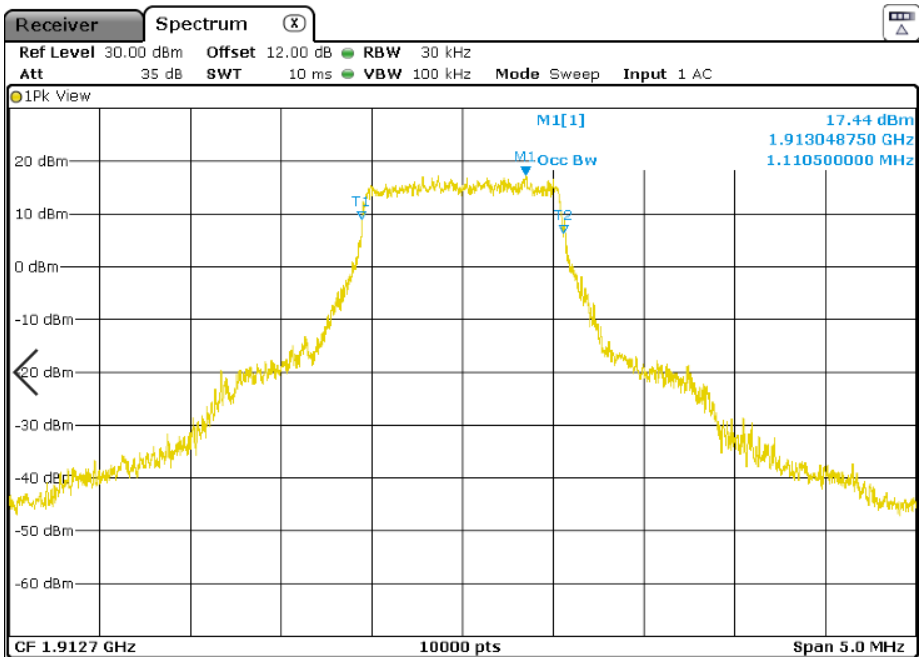

Highest Channel -26dBc Bandwidth

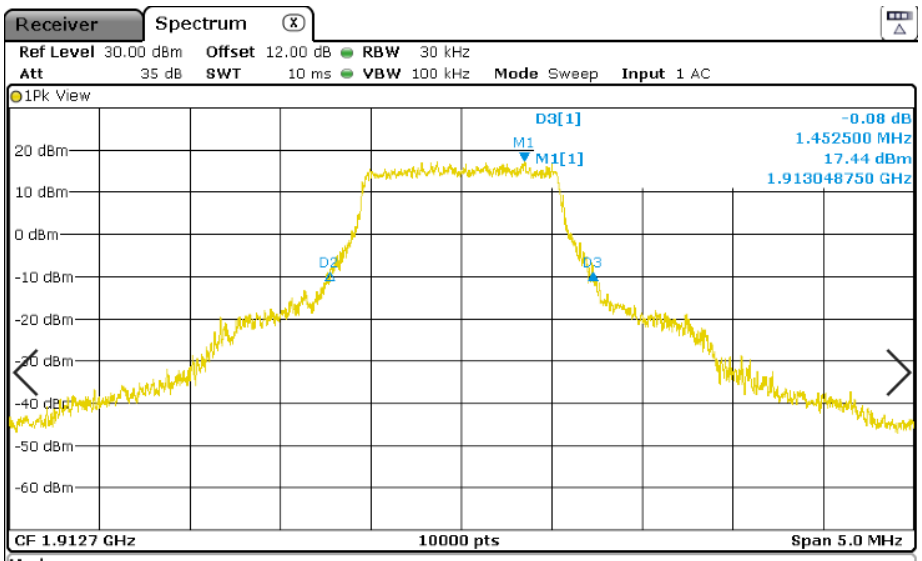

Marker

Type	Ref	Trc	X-value	Y-value	Function	Function Result
M1		1	1.91304875 GHz	17.44 dBm		
D2	M1	1	-1.075 MHz	-26.46 dB		
D3	D2	1	1.4525 MHz	-0.08 dB		

TEST RESULTS (Cont):	

LTE 16QAM MODULATION. BW = 10 MHz

Lowest Channel 99% Occupied Bandwidth

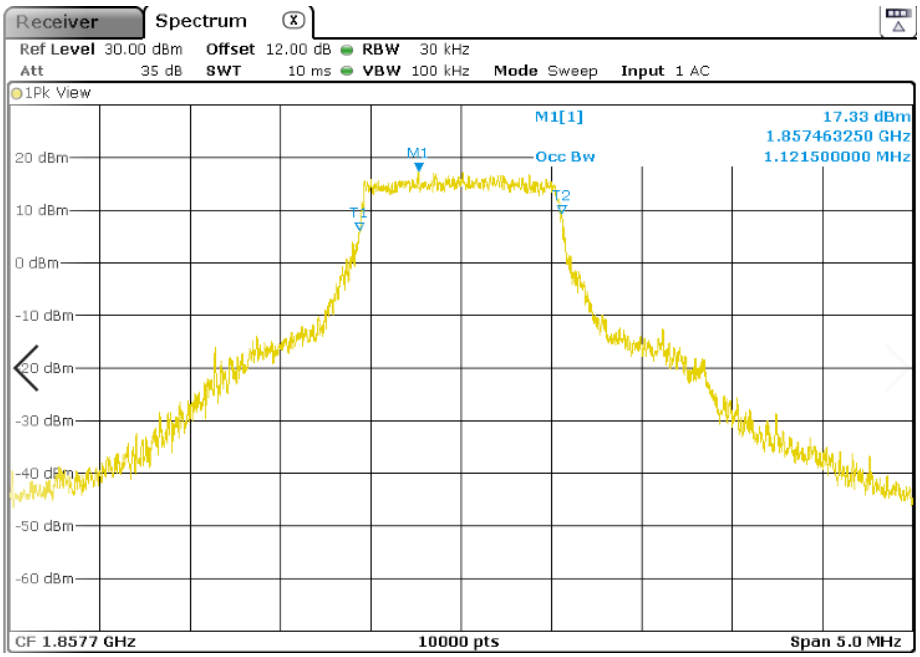

Lowest Channel -26dBc Bandwidth

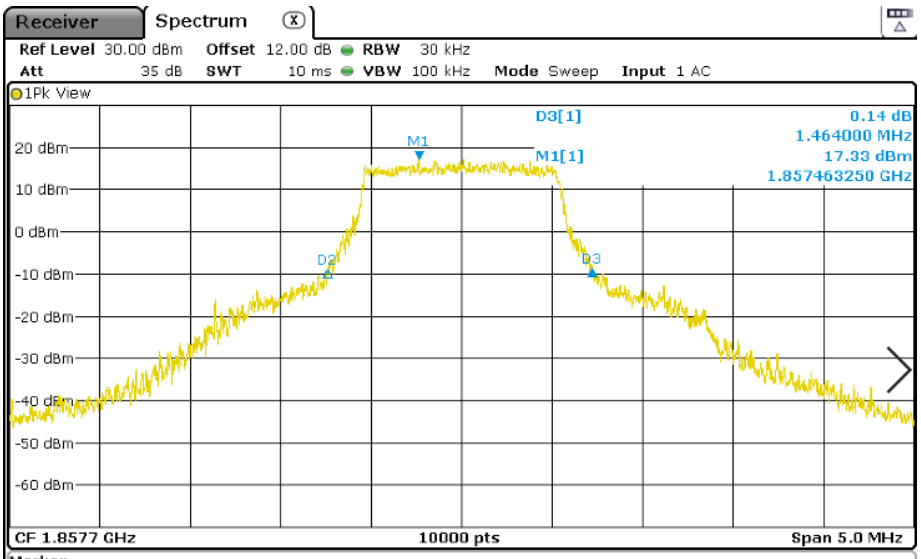

Marker

Type	Ref	Trc	X-value	Y-value	Function	Function Result
M1		1	1.85746325 GHz	17.33 dBm		
D2	M1	1	-506.0 kHz	-26.27 dB		
D3	D2	1	1.464 MHz	0.14 dB		

TEST RESULTS (Cont):	

Middle Channel 99% Occupied Bandwidth

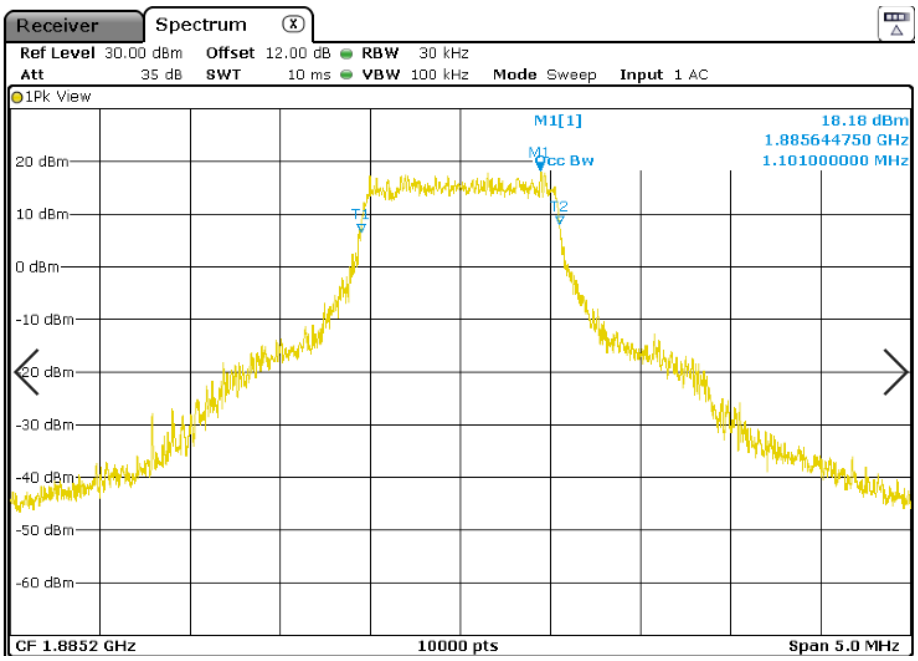

Middle Channel -26dBc Bandwidth

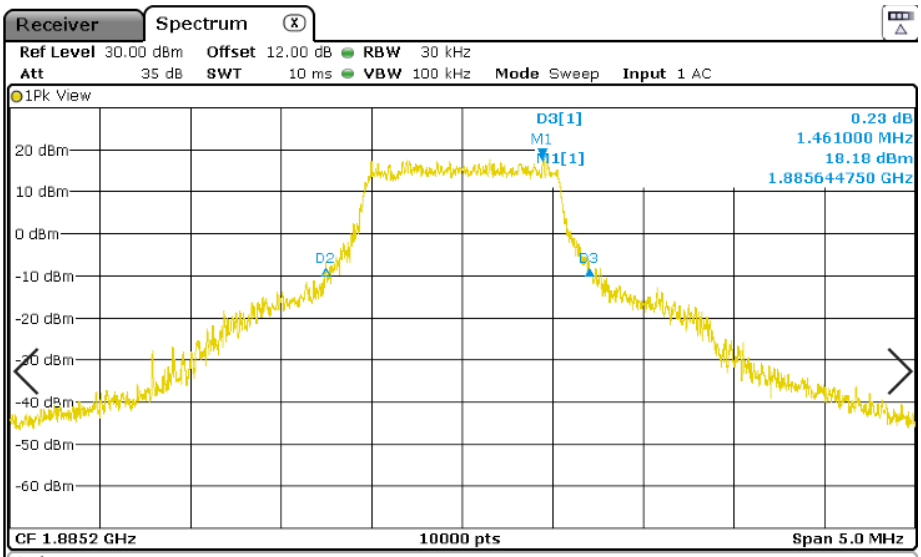

Marker

Type	Ref	Trc	X-value	Y-value	Function	Function Result
M1		1	1.88564475 GHz	18.18 dBm		
D2	M1	1	-1.201 MHz	-26.42 dB		
D3	D2	1	1.461 MHz	0.23 dB		

TEST RESULTS (Cont):	

Highest Channel 99% Occupied Bandwidth

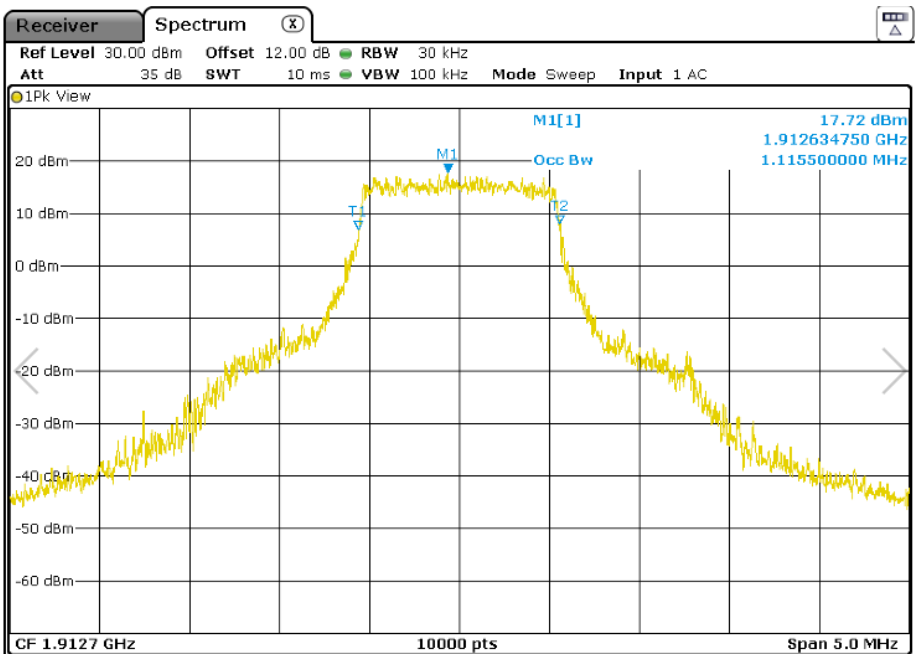

Highest Channel -26dBc Bandwidth

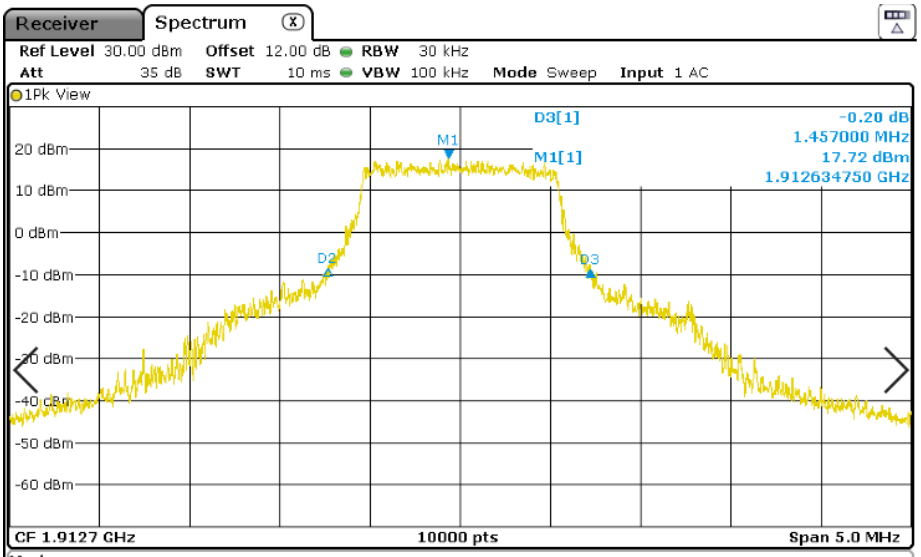

Marker

Type	Ref	Trc	X-value	Y-value	Function	Function Result
M1		1	1.91263475 GHz	17.72 dBm		
D2	M1	1	-671.5 kHz	-26.17 dB		
D3	D2	1	1.457 MHz	-0.20 dB		

TEST RESULTS (Cont):	

LTE QPSK MODULATION. BW = 15 MHz

Lowest Channel 99% Occupied Bandwidth

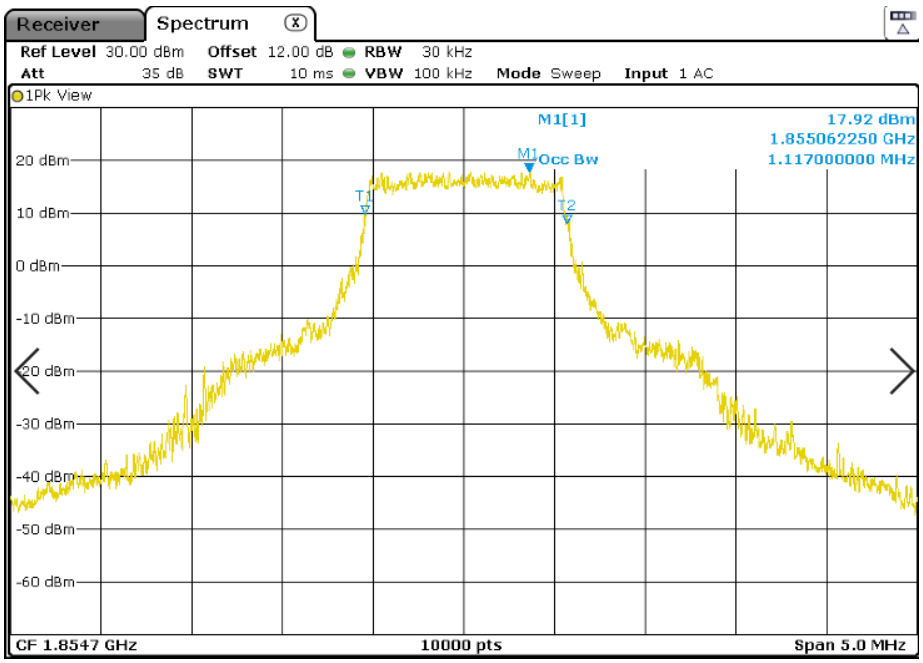

Lowest Channel -26dBc Bandwidth

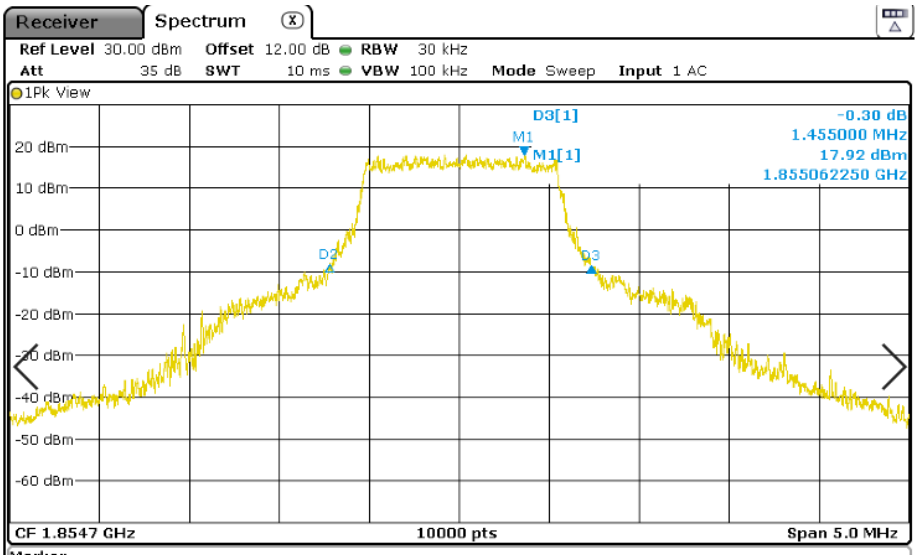

Marker

Type	Ref	Trc	X-value	Y-value	Function	Function Result
M1		1	1.85506225 GHz	17.92 dBm		
D2	M1	1	-1.086 MHz	-26.04 dB		
D3	D2	1	1.455 MHz	-0.30 dB		

TEST RESULTS (Cont):	

Middle Channel 99% Occupied Bandwidth

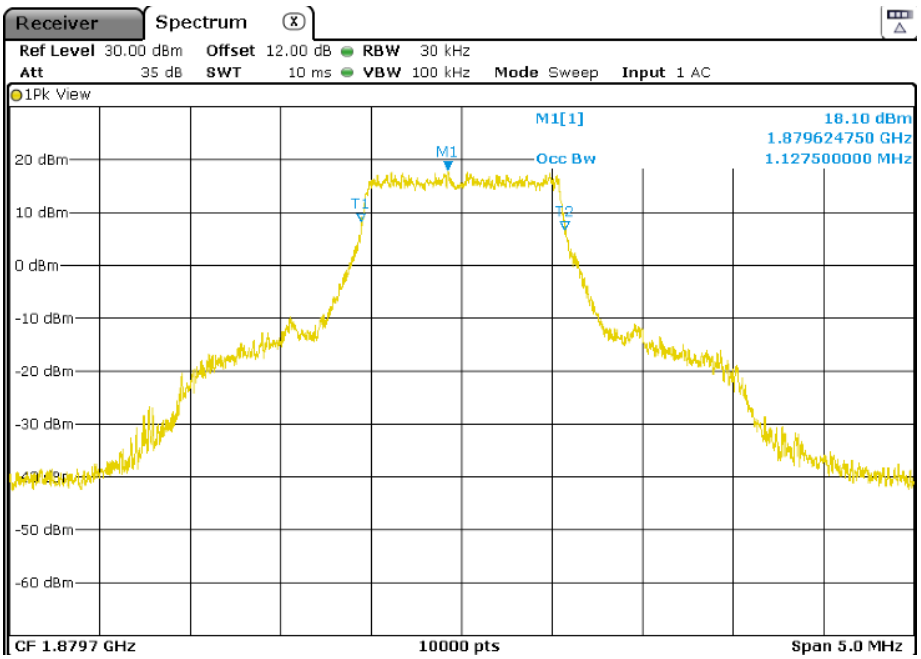

Middle Channel -26dBc Bandwidth

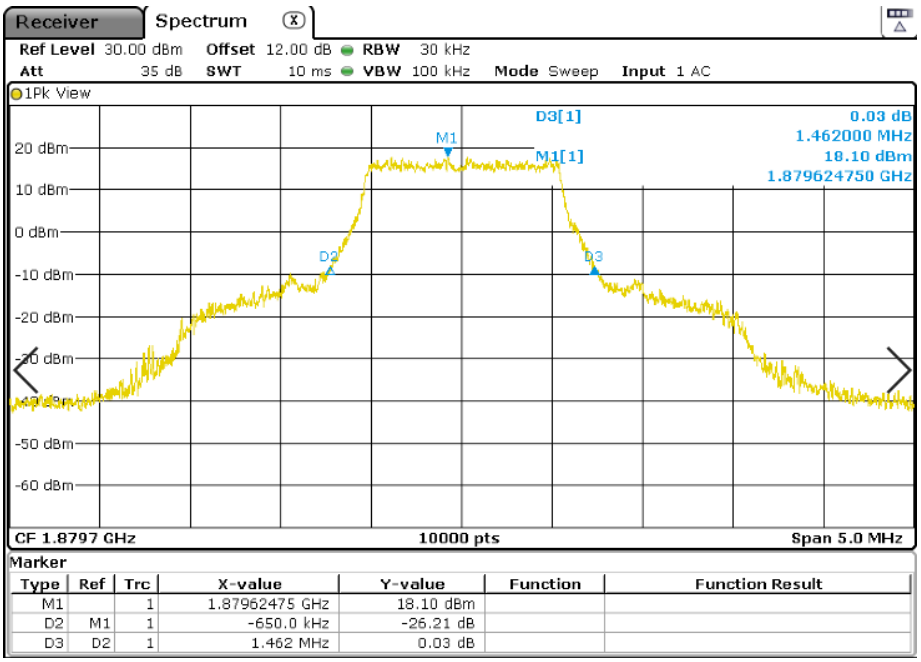

Marker

Type	Ref	Trc	X-value	Y-value	Function	Function Result
M1		1	1.87962475 GHz	18.10 dBm		
D2	M1	1	-650.0 kHz	-26.21 dB		
D3	D2	1	1.462 MHz	0.03 dB		

TEST RESULTS (Cont):	

Highest Channel 99% Occupied Bandwidth

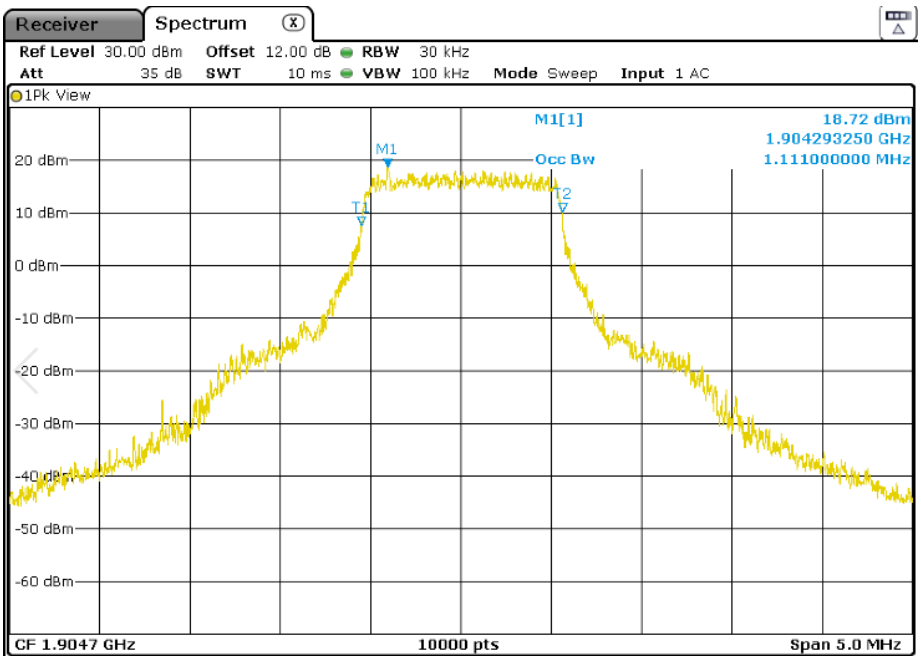

Highest Channel -26dBc Bandwidth

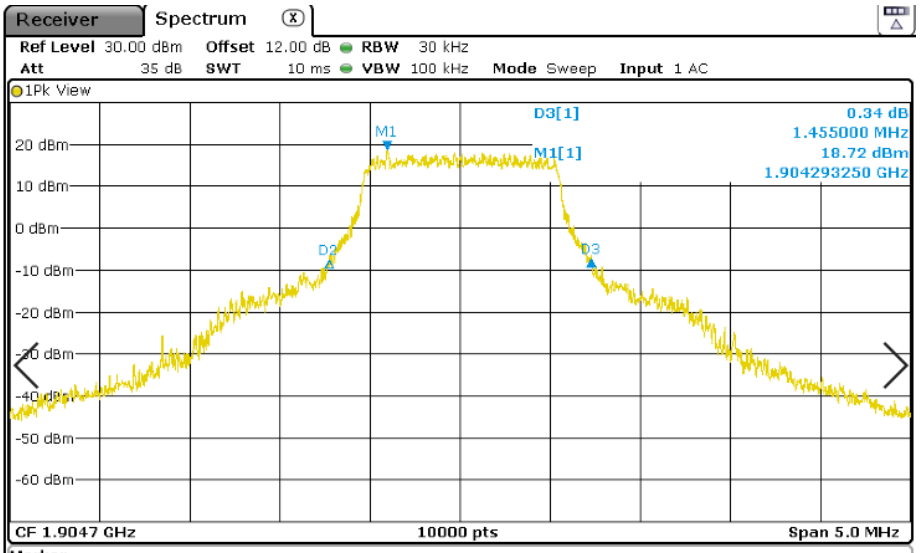

Marker

Type	Ref	Trc	X-value	Y-value	Function	Function Result
M1		1	1.90429325 GHz	18.72 dBm		
D2	M1	1	-320.0 kHz	-26.41 dB		
D3	D2	1	1.455 MHz	0.34 dB		

TEST RESULTS (Cont):	

LTE 16QAM MODULATION. BW = 15 MHz

Lowest Channel 99% Occupied Bandwidth

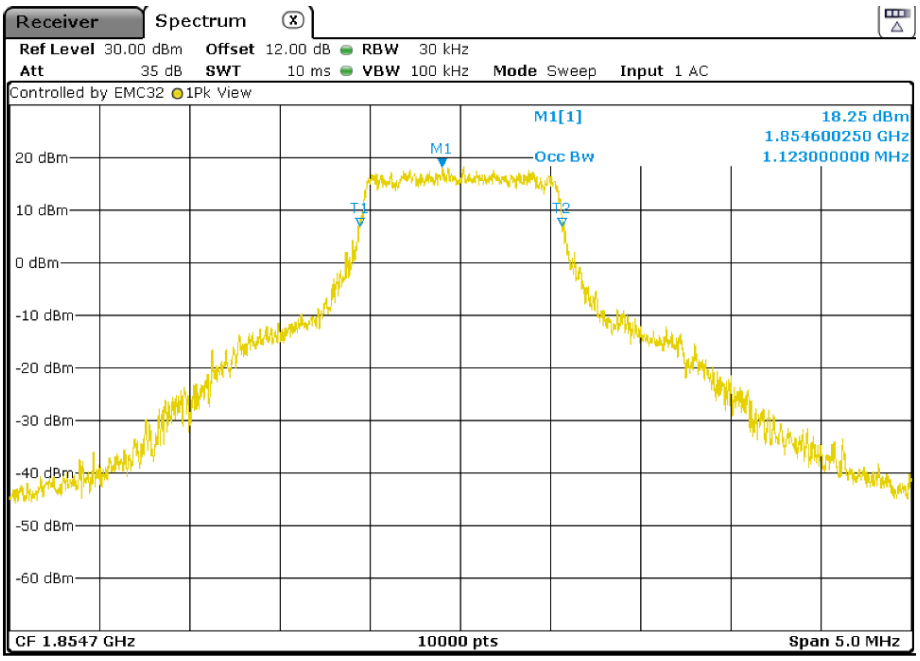

Lowest Channel -26dBc Bandwidth

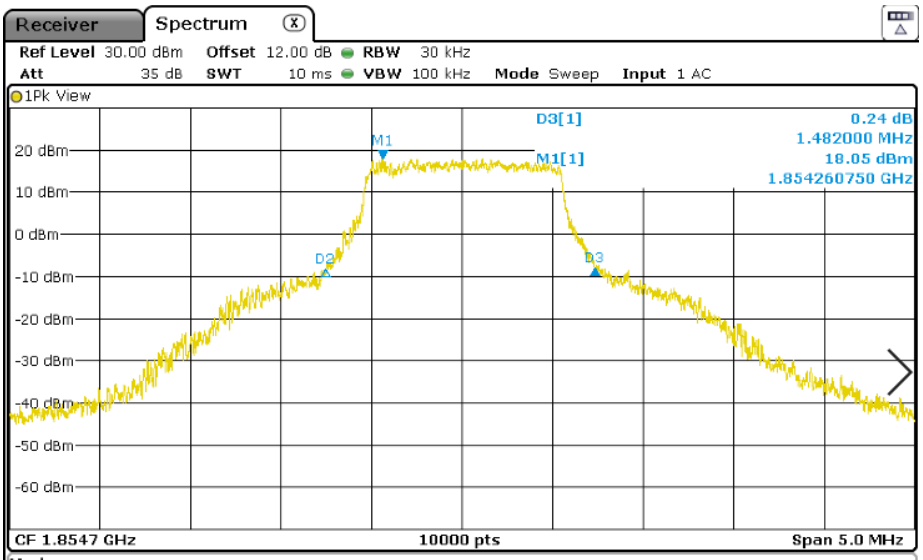

Marker

Type	Ref	Trc	X-value	Y-value	Function	Function Result
M1		1	1.85426075 GHz	18.05 dBm		
D2	M1	1	-311.0 kHz	-26.12 dB		
D3	D2	1	1.482 MHz	0.24 dB		

TEST RESULTS (Cont):	

Middle Channel 99% Occupied Bandwidth

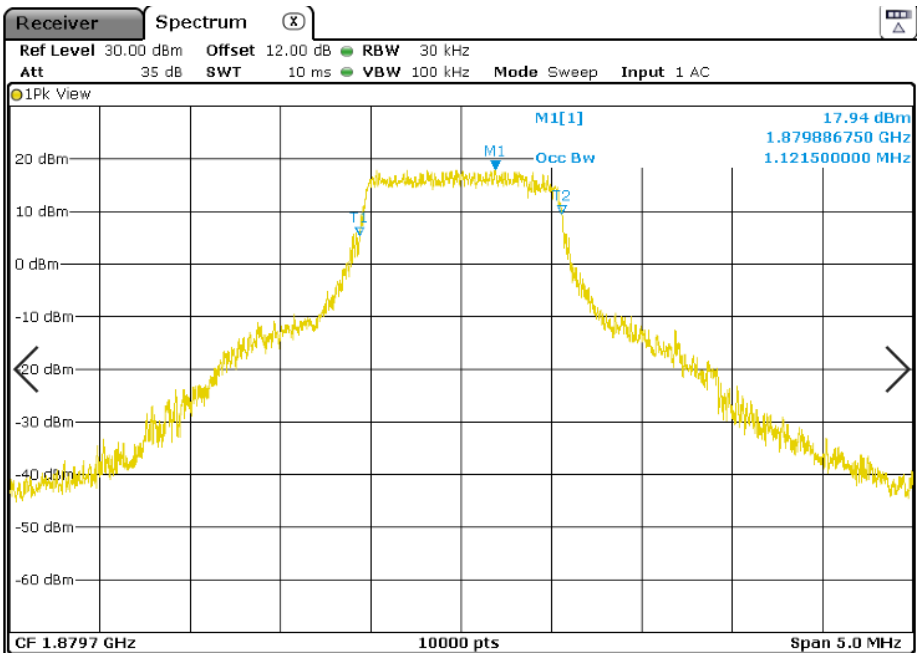

Middle Channel -26dBc Bandwidth

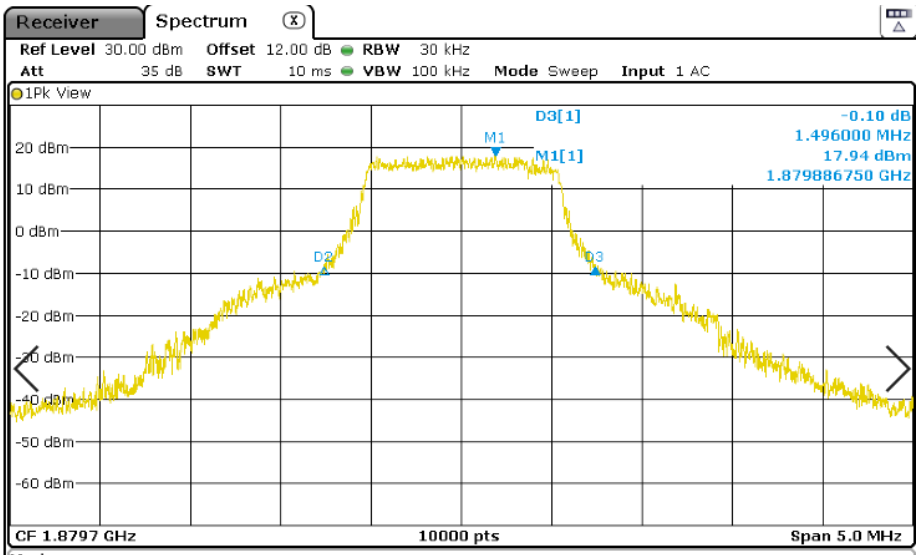

Marker

Type	Ref	Trc	X-value	Y-value	Function	Function Result
M1		1	1.87988675 GHz	17.94 dBm		
D2	M1	1	-944.0 kHz	-26.24 dB		
D3	D2	1	1.496 MHz	-0.10 dB		

TEST RESULTS (Cont):	

Highest Channel 99% Occupied Bandwidth

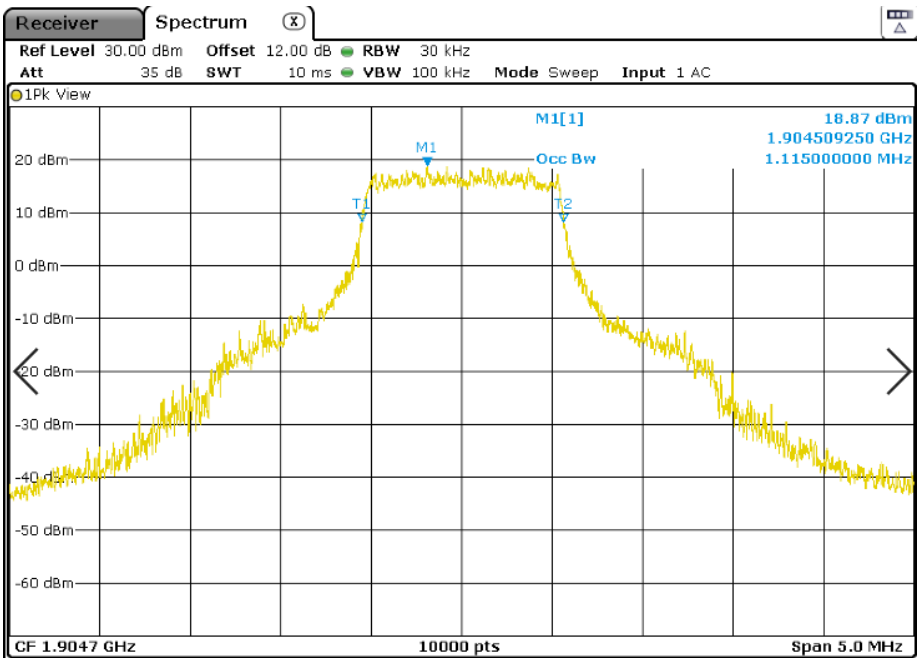

Highest Channel -26dBc Bandwidth

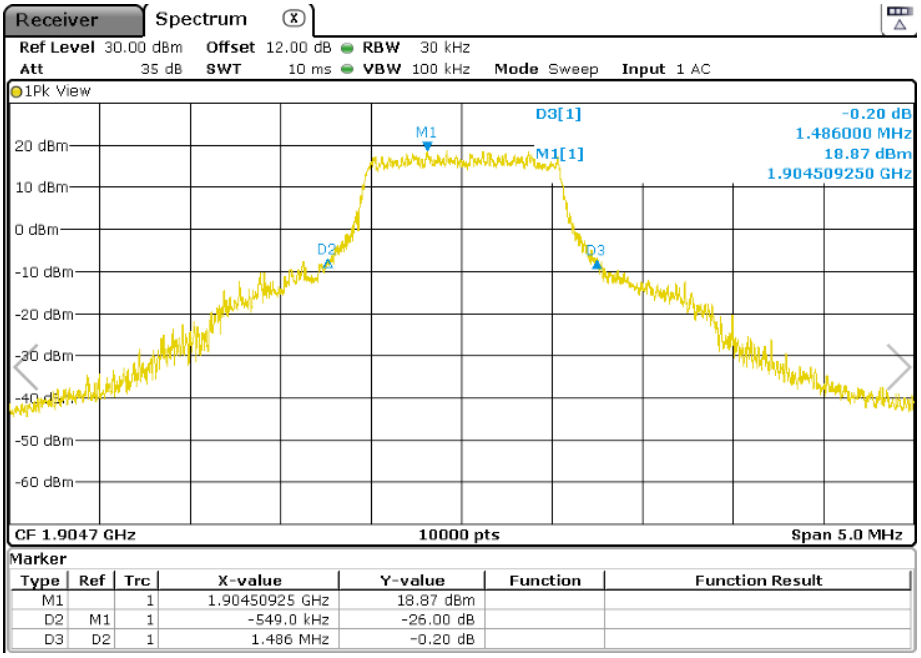

TEST RESULTS (Cont):	

LTE QPSK MODULATION. BW = 20 MHz

Lowest Channel 99% Occupied Bandwidth

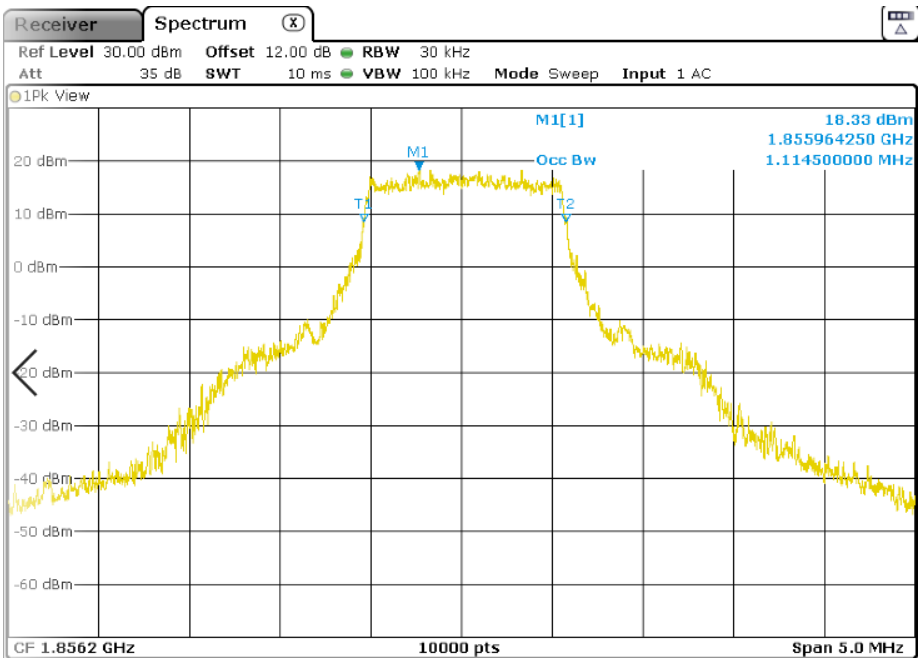

Lowest Channel -26dBc Bandwidth

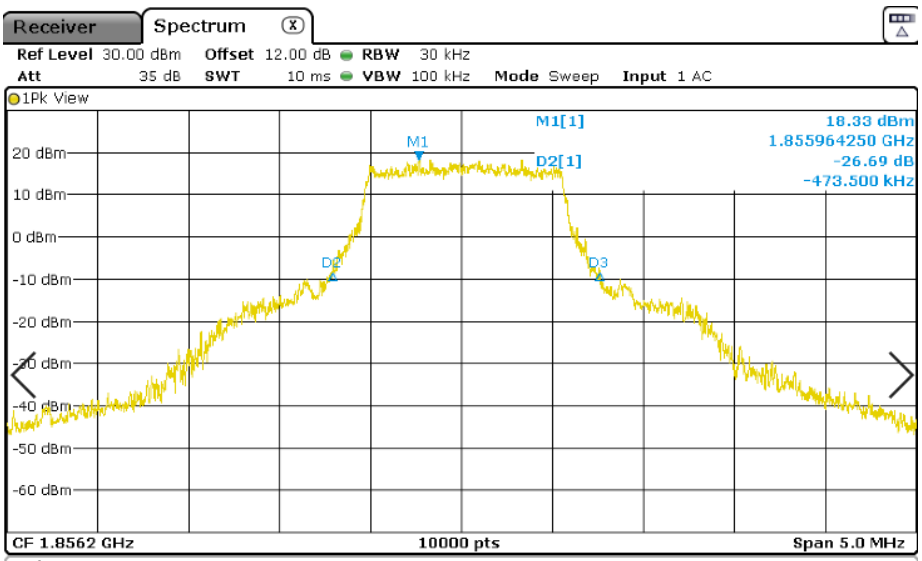

Marker

Type	Ref	Trc	X-value	Y-value	Function	Function Result
M1		1	1.85596425 GHz	18.33 dBm		
D2	M1	1	-473.5 kHz	-26.69 dB		
D3	D2	1	1.467 MHz	-0.11 dB		

TEST RESULTS (Cont):	

Middle Channel 99% Occupied Bandwidth

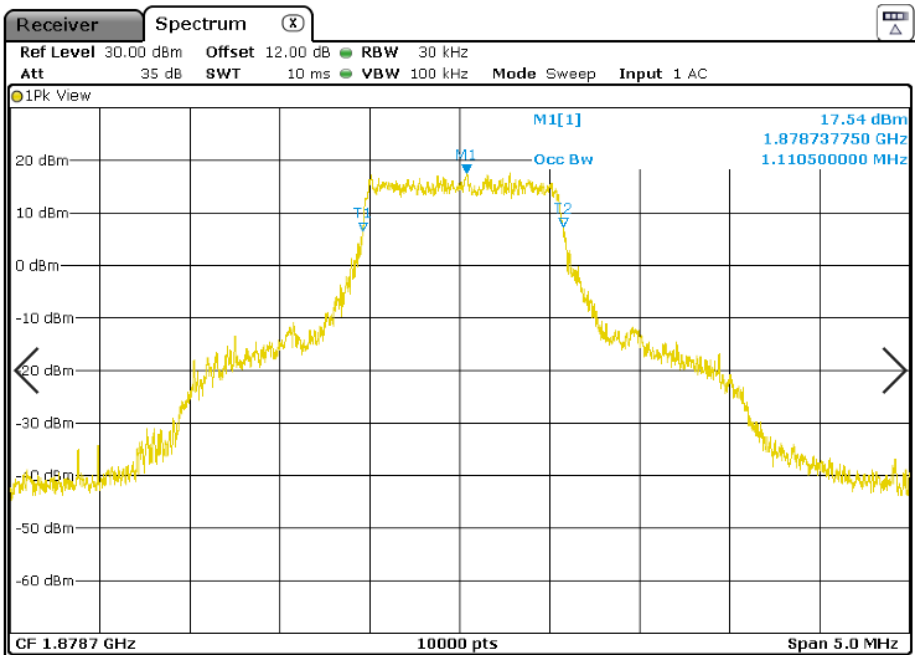

Middle Channel -26dBc Bandwidth

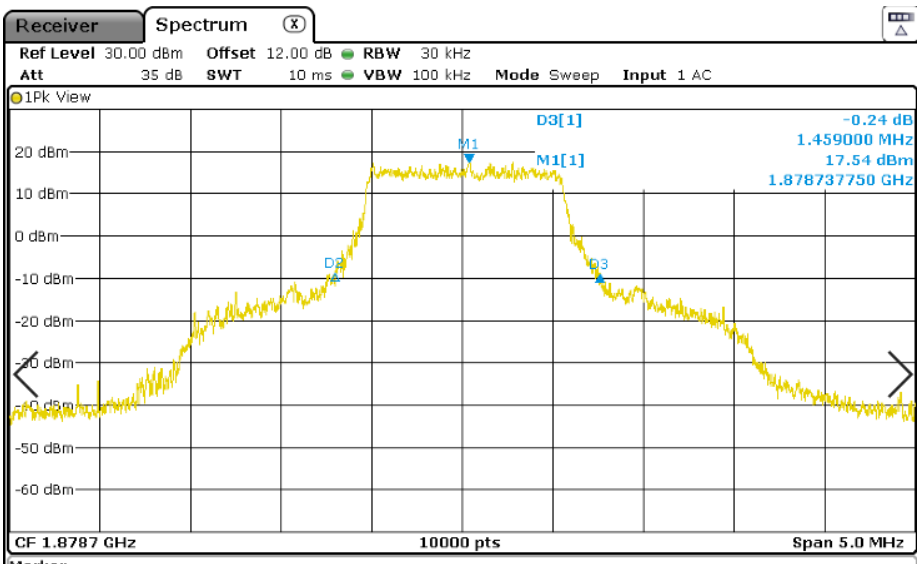

Marker

Type	Ref	Trc	X-value	Y-value	Function	Function Result
M1		1	1.87873775 GHz	17.54 dBm		
D2	M1	1	-738.5 kHz	-26.31 dB		
D3	D2	1	1.459 MHz	-0.24 dB		

TEST RESULTS (Cont):	

Highest Channel 99% Occupied Bandwidth

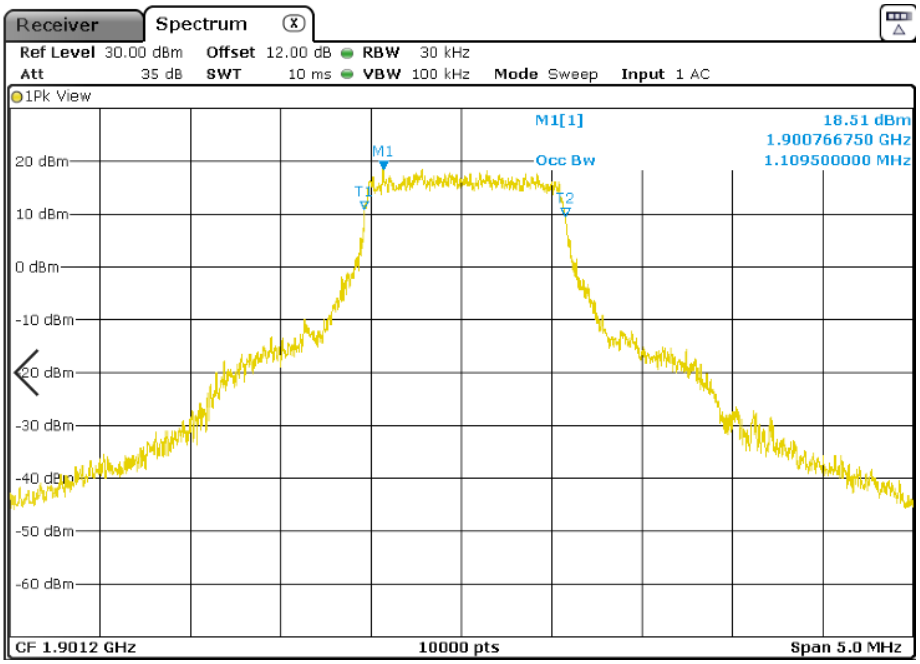

Highest Channel -26dBc Bandwidth

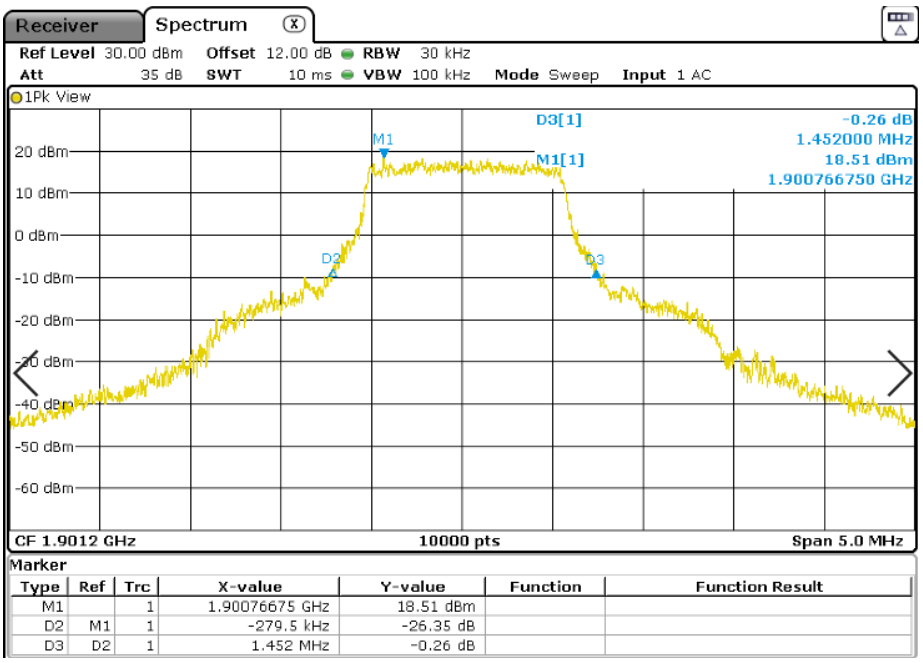

Marker

Type	Ref	Trc	X-value	Y-value	Function	Function Result
M1		1	1.90076675 GHz	18.51 dBm		
D2	M1	1	-279.5 kHz	-26.35 dB		
D3	D2	1	1.452 MHz	-0.26 dB		

TEST RESULTS (Cont):	

LTE 16QAM MODULATION. BW = 20 MHz

Lowest Channel 99% Occupied Bandwidth

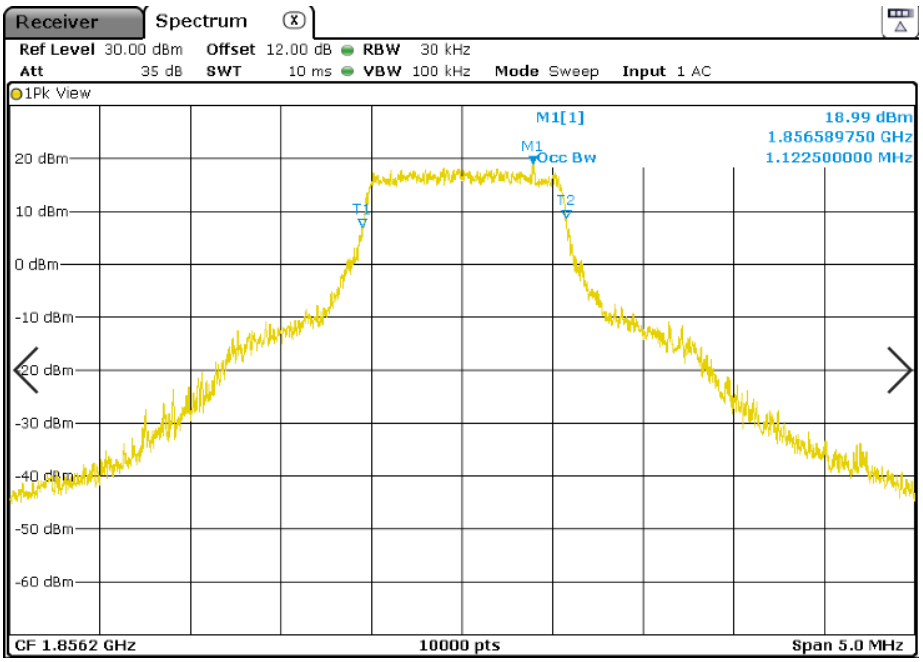

Lowest Channel -26dBc Bandwidth

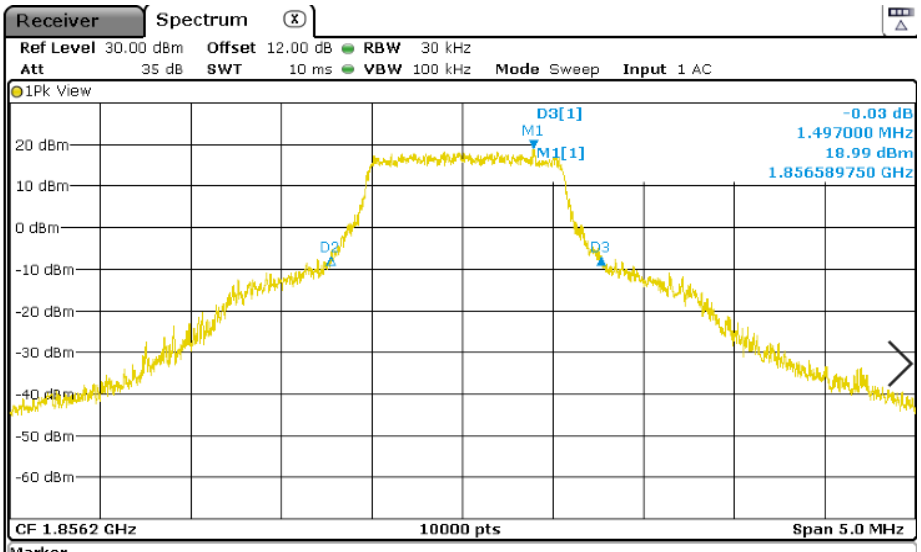

Marker

Type	Ref	Trc	X-value	Y-value	Function	Function Result
M1		1	1.85658975 GHz	18.99 dBm		
D2	M1	1	-1.118 MHz	-26.13 dB		
D3	D2	1	1.497 MHz	-0.03 dB		

TEST RESULTS (Cont):	

Middle Channel 99% Occupied Bandwidth

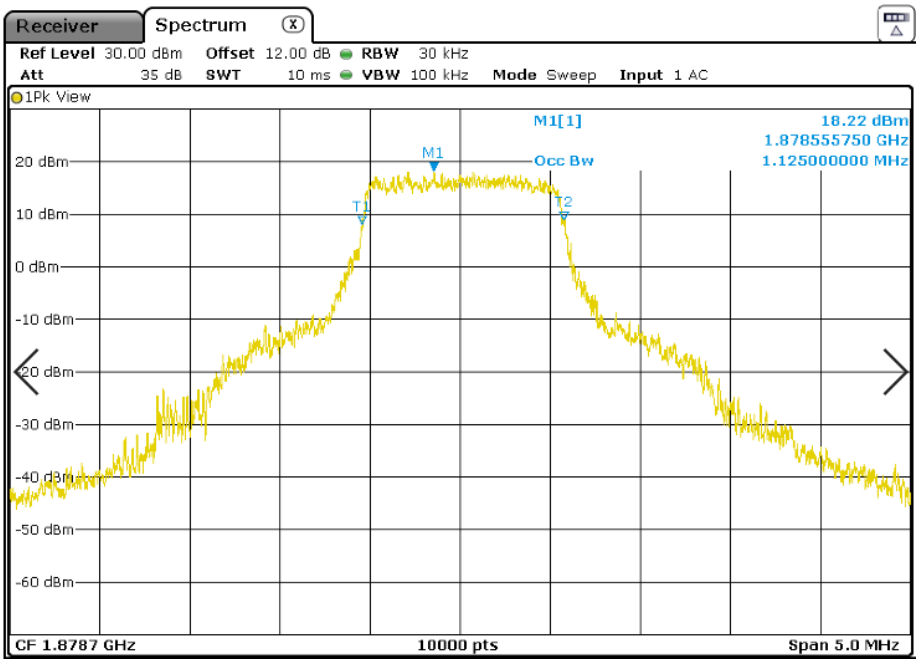

Middle Channel -26dBc Bandwidth

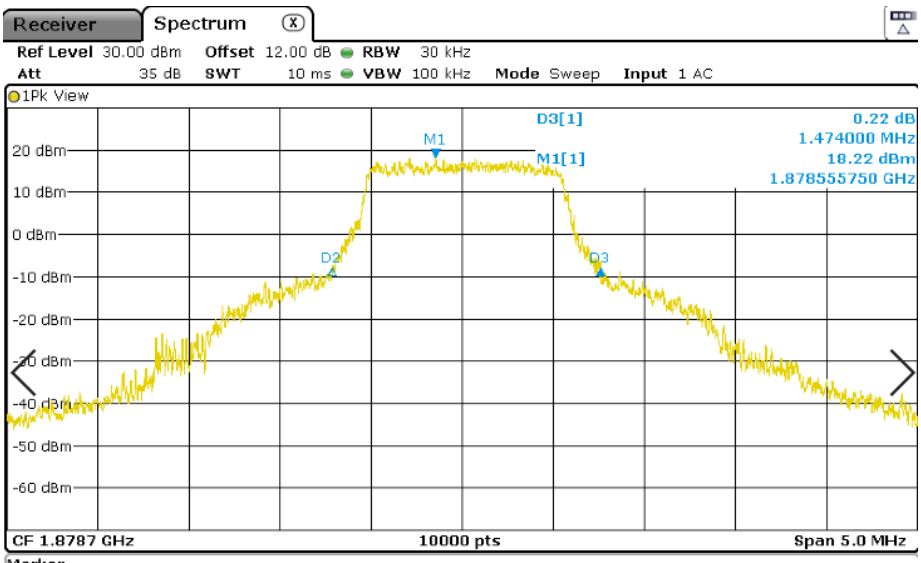

Marker

Type	Ref	Trc	X-value	Y-value	Function	Function Result
M1		1	1.87855575 GHz	18.22 dBm		
D2	M1	1	-570.5 kHz	-26.23 dB		
D3	D2	1	1.474 MHz	0.22 dB		