TESTED SAMPLES:	S/01
TESTED CONDITIONS MODES:	TC#01 (Band 4)
TEST RESULTS:	PASS

LTE QPSK MODULATION. BW = 5 MHz

Frequency stability over temperature variations

Temperature (ºC)	Frequency Error (Hz)	Frequency Error (ppm)	Frequency Error (%)
50	3.19	0.0018	0.00000018
40	5.85	0.0034	0.00000034
30	0.19	0.0001	0.00000001
20	4.02	0.0023	0.00000023
10	3.78	0.0022	0.00000022
0	0.89	0.0005	0.00000005
-10	0.39	0.0002	0.00000002
-20	5.69	0.0033	0.00000033
-30	4.88	0.0028	0.00000028

Frequency stability over voltage variations

Battery Supply voltage	Voltage (V)	Frequency Error (Hz)	Frequency Error (ppm)	Frequency Error (%)
Vmax	4.37	-4.42	-0.0026	-0.00000026
Vmin	3.23	2.53	0.0015	0.00000015

TESTED SAMPLES:	S/01
TESTED CONDITIONS MODES:	TC#02 (Band 12)
TEST RESULTS:	PASS

LTE QPSK MODULATION. BW = 5 MHz

Frequency stability over temperature variations

Temperature (ºC)	Frequency Error (Hz)	Frequency Error (ppm)	Frequency Error (%)
50	-2.26	-0.0032	-0.00000032
40	0.26	0.0004	0.00000004
30	-1.6	-0.0023	-0.00000023
20	-3.25	-0.0046	-0.00000046
10	-0.87	-0.0012	-0.00000012
0	-1.53	-0.0022	-0.00000022
-10	-2.83	-0.0040	-0.00000040
-20	-4.33	-0.0061	-0.00000061
-30	-2.49	-0.0035	-0.00000035

Frequency stability over voltage variations

Battery Supply voltage	Voltage (V)	Frequency Error (Hz)	Frequency Error (ppm)	Frequency Error (%)
Vmax	4.37	-1.29	-0.0018	-0.00000018
Vmin	3.23	0.63	0.0009	0.00000009

TESTED SAMPLES:	S/01
TESTED CONDITIONS MODES:	TC#03 (Band 13)
TEST RESULTS:	PASS

LTE QPSK MODULATION. BW = 10 MHz

Frequency stability over temperature variations

Temperature (ºC)	Frequency Error (Hz)	Frequency Error (ppm)	Frequency Error (%)
50	-0.31	-0.0004	-0.00000004
40	-0.56	-0.0007	-0.00000007
30	-2.06	-0.0026	-0.00000026
20	-1.59	-0.0020	-0.00000020
10	-1.53	-0.0020	-0.00000020
0	5.62	0.0072	0.00000072
-10	-9.21	-0.0118	-0.00000118
-20	-2.3	-0.0029	-0.00000029
-30	-9.41	-0.0120	-0.00000120

Frequency stability over voltage variations

Battery Supply voltage	Voltage (V)	Frequency Error (Hz)	Frequency Error (ppm)	Frequency Error (%)
Vmax	4.37	-0.1	-0.0001	-0.00000001
Vmin	3.23	-2.96	-0.0038	-0.00000038

TEST A.4: OCCUPIED BANDWIDTH

LIMITS:	Product standard:	FCC Part 27 / IC RSS-199
	Test standard:	FCC § 2.1049 / RSS-199 Clause 4.2

LIMITS

Reference only.

TEST SETUP	

The occupied bandwidth measurement was performed at the output terminals of the EUT using an attenuator, power splitter and spectrum analyzer. The EUT was controlled via the Universal Radio Communication tester R&S CMW500 selecting maximum transmission power of the EUT and different modes of modulation. The 99% occupied bandwidth and the -26 dBc bandwidth were measured directly using the built-in bandwidth measuring option of spectrum analyzer.

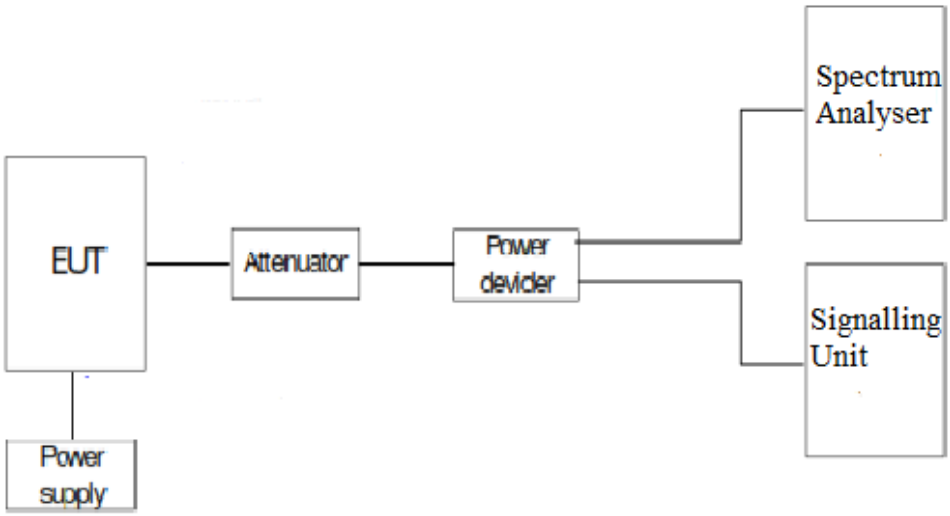

TESTED SAMPLES:	S/01
TESTED CONDITIONS MODES:	TC#01 (Band 4)
TEST RESULTS:	PASS

LTE QPSK MODULATION. BW = 5 MHz

Channel	Lowest	Middle	Highest
99% Occupied bandwidth (MHz)	1.11	1.11	1.12
-26 dBc bandwidth (MHz)	1.38	1.46	1.39

LTE 16QAM MODULATION. BW = 5 MHz

Channel	Lowest	Middle	Highest
99% Occupied bandwidth (MHz)	1.12	1.12	1.12
-26 dBc bandwidth (MHz)	1.45	1.39	1.49

LTE QPSK MODULATION. BW = 10 MHz

Channel	Lowest	Middle	Highest
99% Occupied bandwidth (MHz)	1.11	1.11	1.11
-26 dBc bandwidth (MHz)	1.44	1.48	1.45

LTE 16QAM MODULATION. BW = 10 MHz

Channel	Lowest	Middle	Highest
99% Occupied bandwidth (MHz)	1.12	1.12	1.12
-26 dBc bandwidth (MHz)	1.47	1.49	1.51

TEST RESULTS (Cont):	

LTE QPSK MODULATION. BW = 15 MHz

Channel	Lowest	Middle	Highest
99% Occupied bandwidth (MHz)	1.13	1.11	1.11
-26 dBc bandwidth (MHz)	1.45	1.47	1.51

LTE 16QAM MODULATION. BW = 15 MHz

Channel	Lowest	Middle	Highest
99% Occupied bandwidth (MHz)	1.12	1.12	1.14
-26 dBc bandwidth (MHz)	1.47	1.48	1.56

LTE QPSK MODULATION. BW = 20 MHz

Channel	Lowest	Middle	Highest
99% Occupied bandwidth (MHz)	1.12	1.11	1.11
-26 dBc bandwidth (MHz)	1.42	1.49	1.49

LTE 16QAM MODULATION. BW = 20 MHz

Channel	Lowest	Middle	Highest
99% Occupied bandwidth (MHz)	1.11	1.13	1.12
-26 dBc bandwidth (MHz)	1.46	1.52	1.48

TEST RESULTS (Cont):	

LTE QPSK MODULATION. BW = 5 MHz

Lowest Channel 99% Occupied Bandwidth

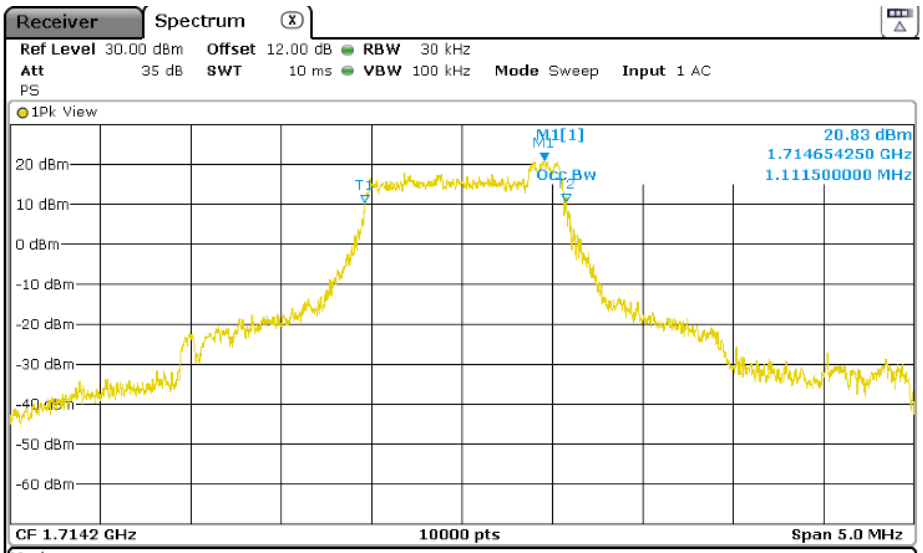

Marker

Type	Ref	Trc	X-value	Y-value	Function	Function Result
M1		1	1.71465425 GHz	20.83 dBm		
T1		1	1.71366475 GHz	10.42 dBm	Occ Bw	1.1115 MHz
T2		1	1.71477625 GHz	10.66 dBm		

Lowest Channel -26dBc Bandwidth

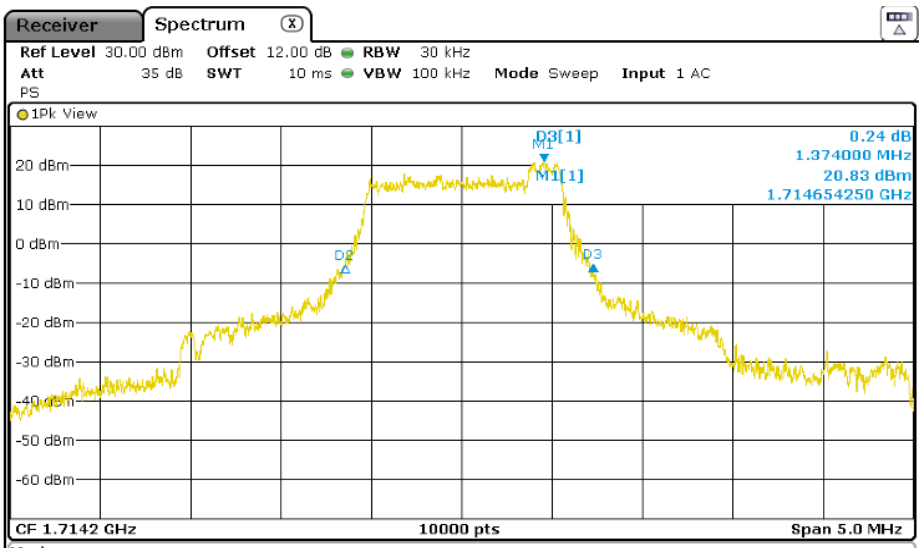

Marker

Type	Ref	Trc	X-value	Y-value	Function	Function Result
M1		1	1.71465425 GHz	20.83 dBm		
D2	M1	1	-1.1025 MHz	-26.24 dB		
D3	D2	1	1.374 MHz	0.24 dB		

TEST RESULTS (Cont):	

Middle Channel 99% Occupied Bandwidth

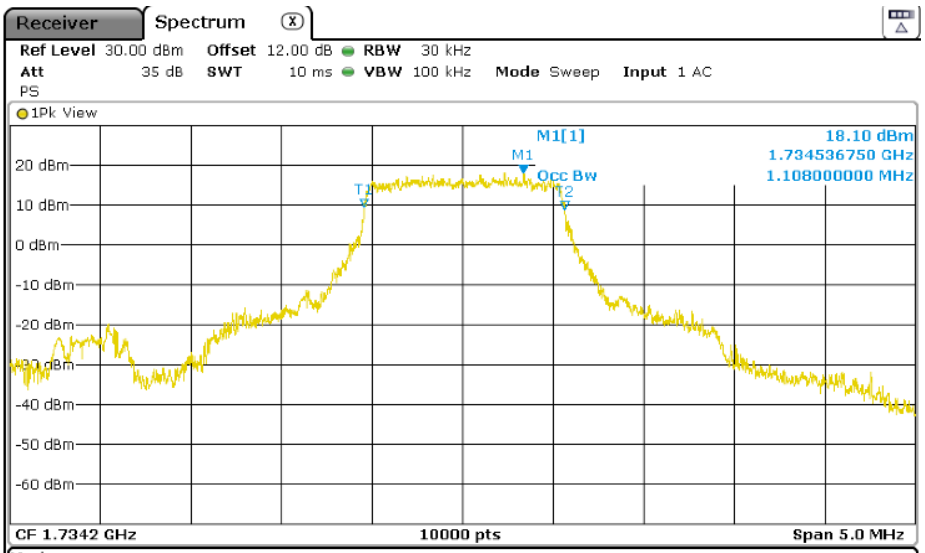

Marker

Type	Ref	Trc	X-value	Y-value	Function	Function Result
M1		1	1.73453675 GHz	18.10 dBm		
T1		1	1.73365625 GHz	9.34 dBm	Occ Bw	1.108 MHz
T2		1	1.73476425 GHz	8.92 dBm		

Middle Channel -26dBc Bandwidth

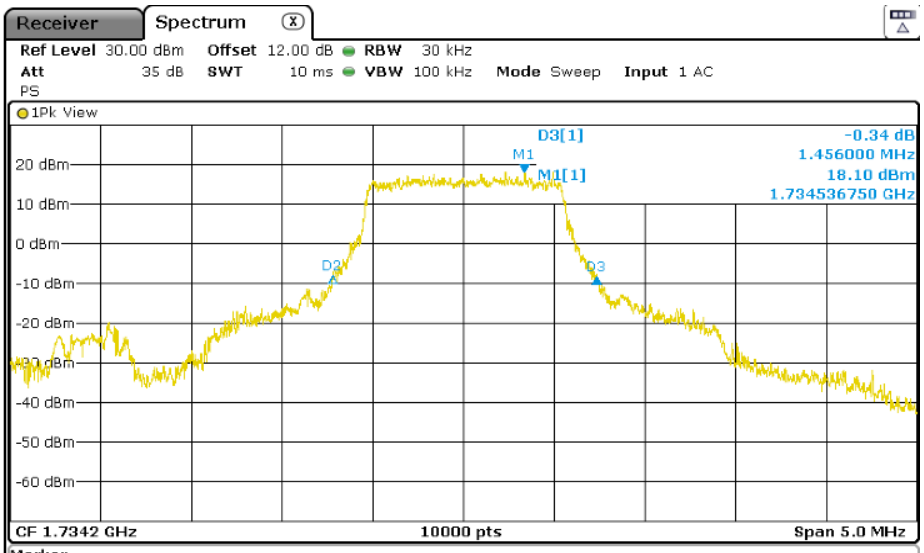

Marker

Type	Ref	Trc	X-value	Y-value	Function	Function Result
M1		1	1.73453675 GHz	18.10 dBm		
D2	M1	1	-1.06 MHz	-26.09 dB		
D3	D2	1	1.456 MHz	-0.34 dB		

TEST RESULTS (Cont):	

Highest Channel 99% Occupied Bandwidth

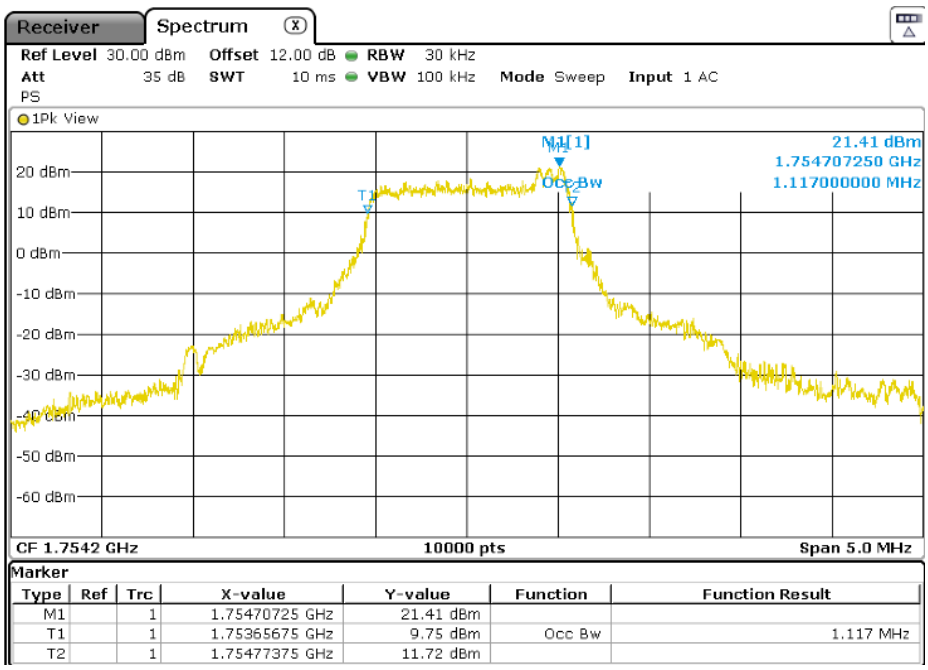

Highest Channel -26dBc Bandwidth

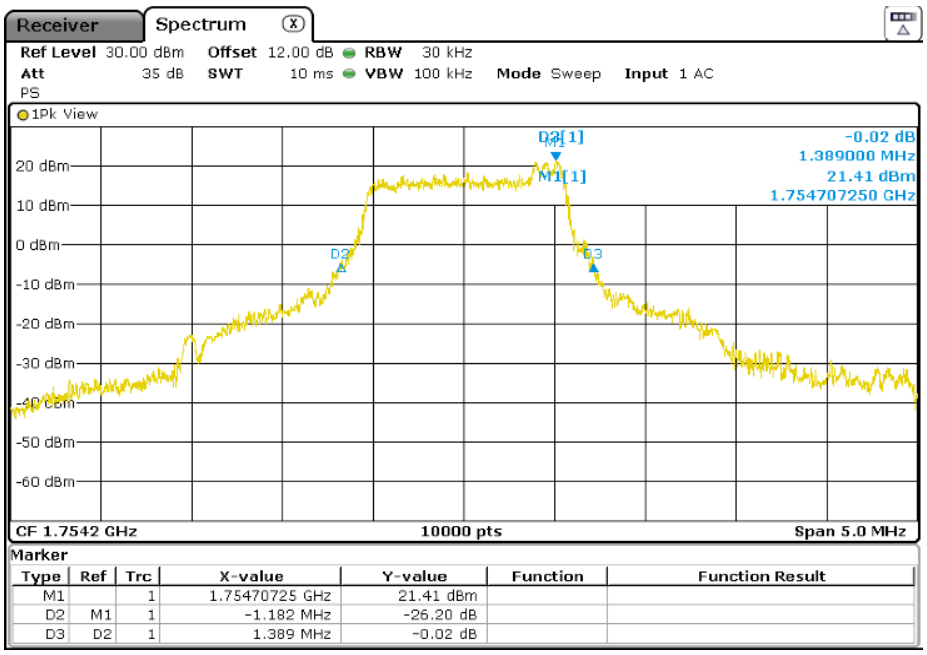

TEST RESULTS (Cont):	

LTE 16QAM MODULATION. BW = 5 MHz

Lowest Channel 99% Occupied Bandwidth

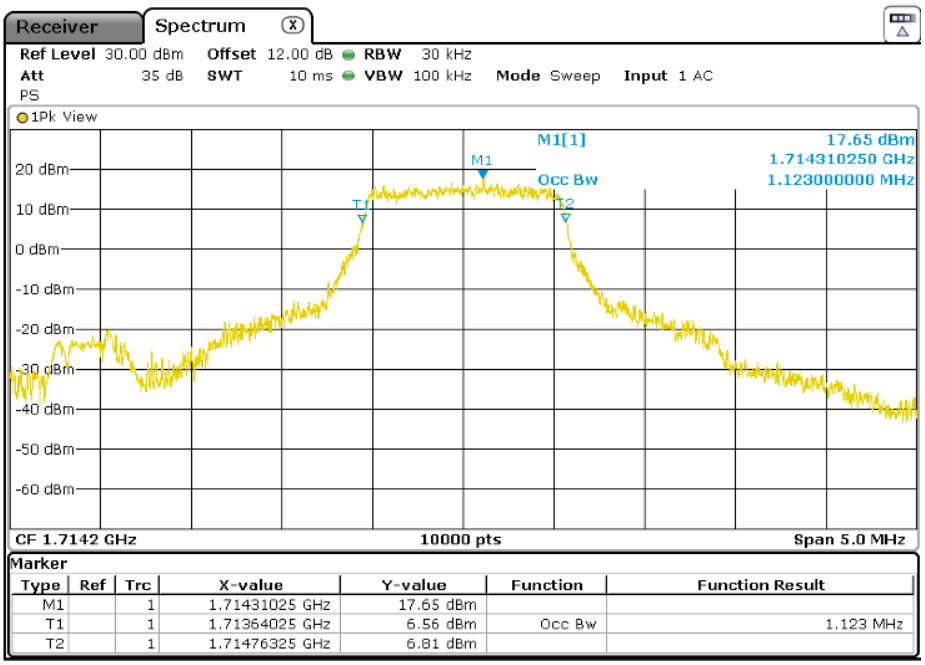

Lowest Channel -26dBc Bandwidth

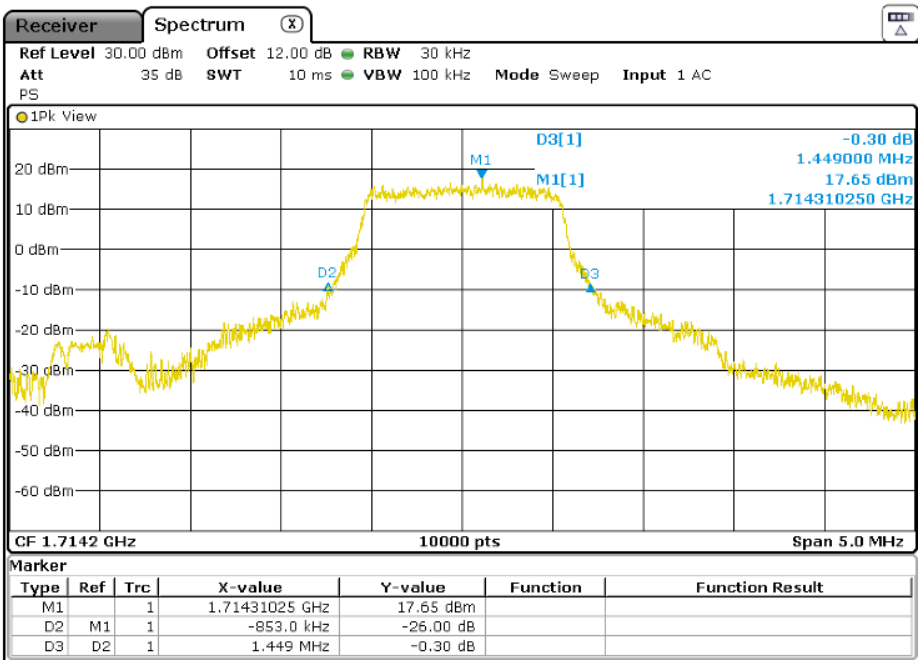

TEST RESULTS (Cont):	

Middle Channel 99% Occupied Bandwidth

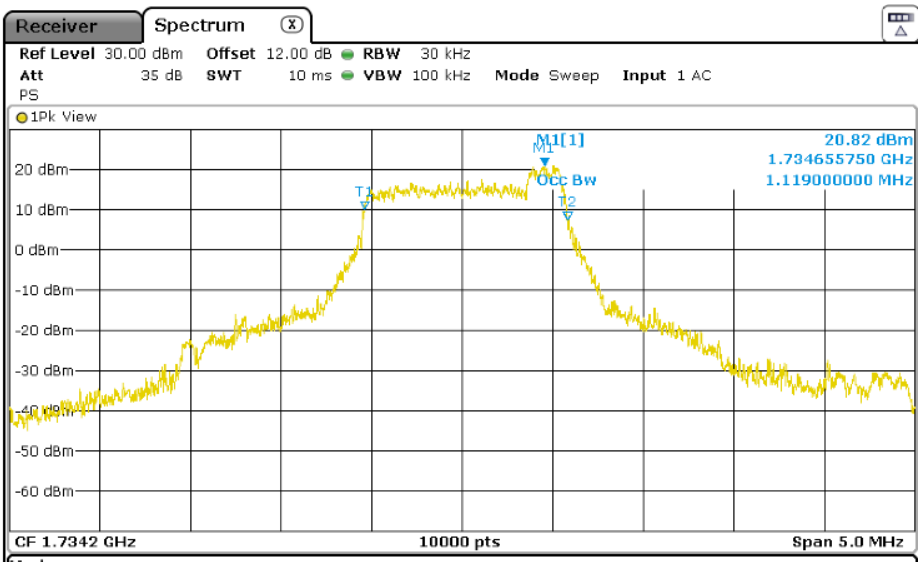

Marker

Type	Ref	Trc	X-value	Y-value	Function	Function Result
M1		1	1.73465575 GHz	20.82 dBm		
T1		1	1.73366025 GHz	9.99 dBm	Occ Bw	1.119 MHz
T2		1	1.73477925 GHz	7.41 dBm		

Middle Channel -26dBc Bandwidth

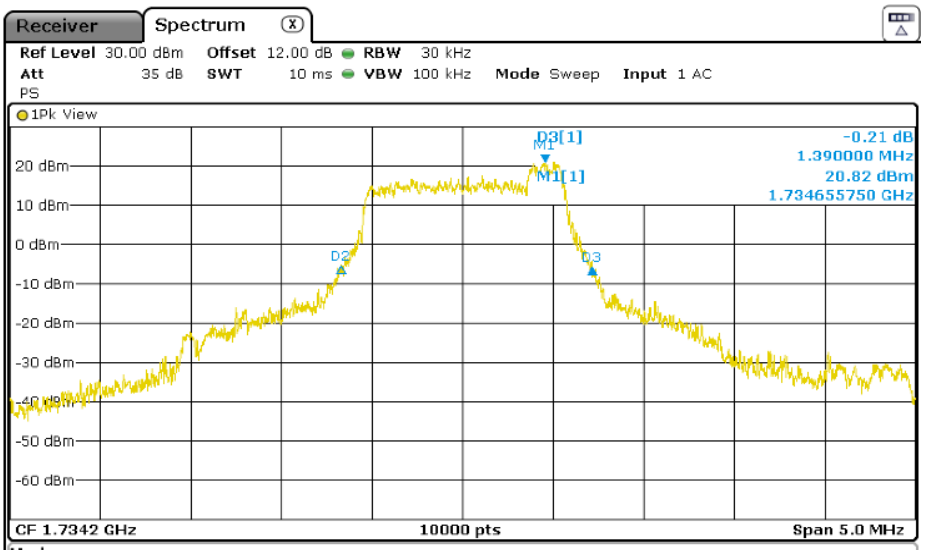

Marker

Type	Ref	Trc	X-value	Y-value	Function	Function Result
M1		1	1.73465575 GHz	20.82 dBm		
D2	M1	1	-1.1295 MHz	-26.31 dB		
D3	D2	1	1.39 MHz	-0.21 dB		

TEST RESULTS (Cont):	

Highest Channel 99% Occupied Bandwidth

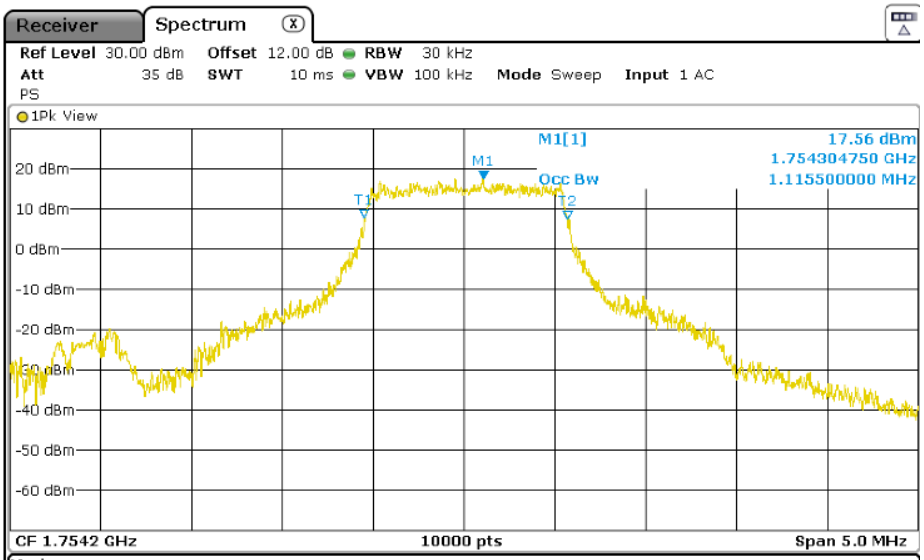

Marker

Type	Ref	Trc	X-value	Y-value	Function	Function Result
M1		1	1.75430475 GHz	17.56 dBm		
T1		1	1.75365225 GHz	7.78 dBm	Occ Bw	1.1155 MHz
T2		1	1.75476775 GHz	7.34 dBm		

Highest Channel -26dBc Bandwidth

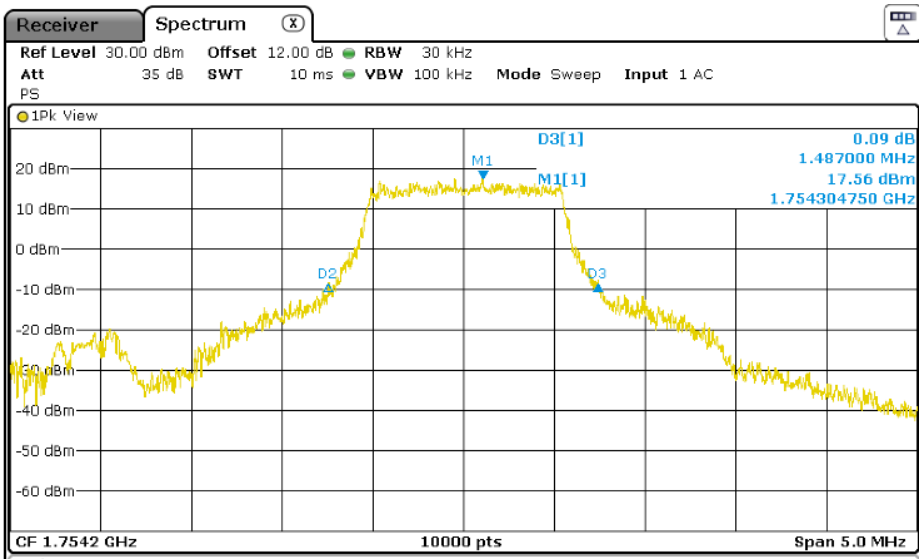

Marker

Type	Ref	Trc	X-value	Y-value	Function	Function Result
M1		1	1.75430475 GHz	17.56 dBm		
D2	M1	1	-850.5 kHz	-26.24 dB		
D3	D2	1	1.487 MHz	0.09 dB		

TEST RESULTS (Cont):	

LTE QPSK MODULATION. BW = 10 MHz

Lowest Channel 99% Occupied Bandwidth

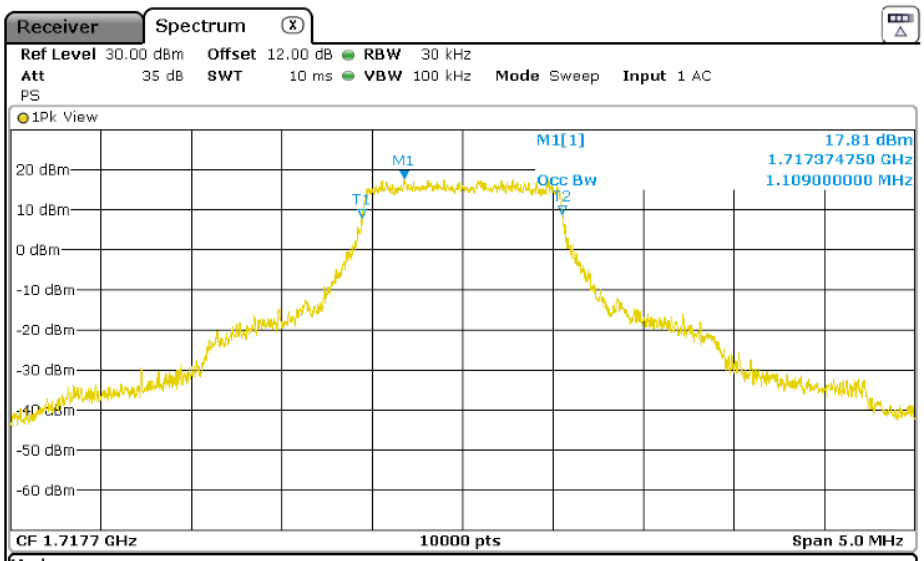

Marker

Type	Ref	Trc	X-value	Y-value	Function	Function Result
M1		1	1.71737475 GHz	17.81 dBm		
T1		1	1.71714225 GHz	8.05 dBm	Occ Bw	1.109 MHz
T2		1	1.71825125 GHz	8.99 dBm		

Lowest Channel -26dBc Bandwidth

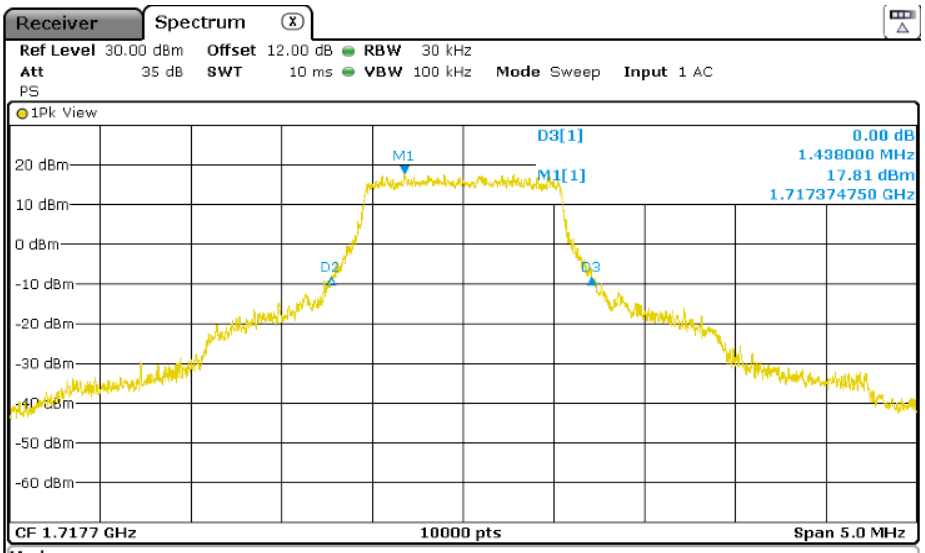

Marker

Type	Ref	Trc	X-value	Y-value	Function	Function Result
M1		1	1.71737475 GHz	17.81 dBm		
D2	M1	1	-404.5 kHz	-26.08 dB		
D3	D2	1	1.438 MHz	0.00 dB		

TEST RESULTS (Cont):	

Middle Channel 99% Occupied Bandwidth

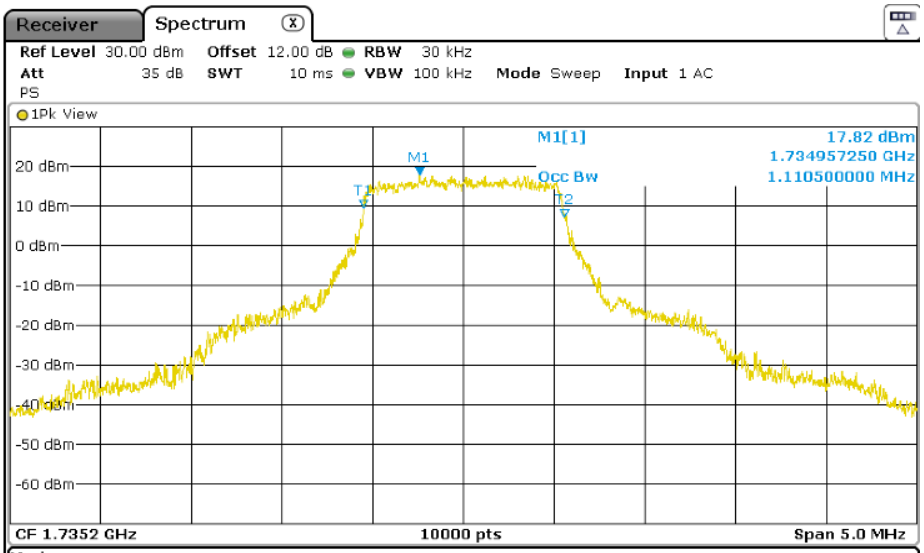

Marker

Type	Ref	Trc	X-value	Y-value	Function	Function Result
M1		1	1.73495725 GHz	17.82 dBm		
T1		1	1.73464725 GHz	9.39 dBm	Occ Bw	1.1105 MHz
T2		1	1.73575775 GHz	7.17 dBm		

Middle Channel -26dBc Bandwidth

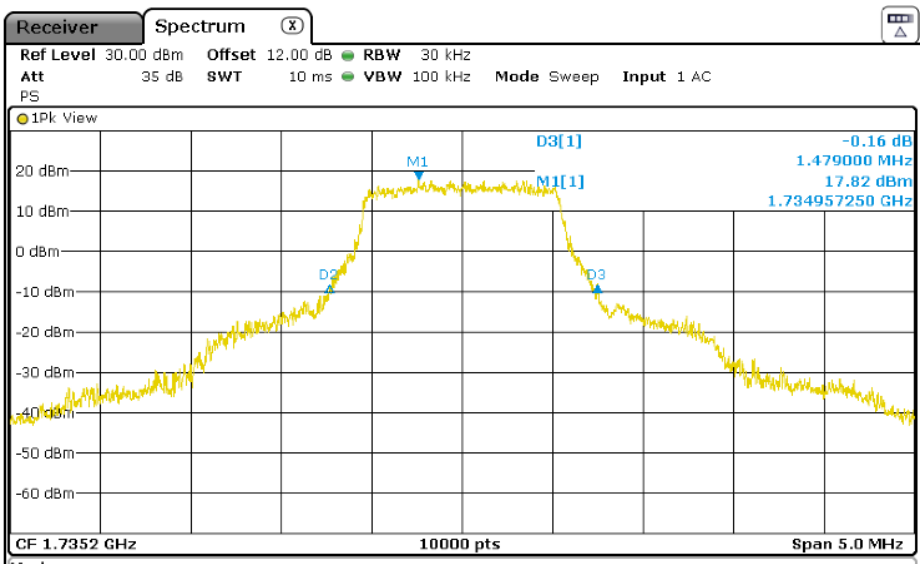

Marker

Type	Ref	Trc	X-value	Y-value	Function	Function Result
M1		1	1.73495725 GHz	17.82 dBm		
D2	M1	1	-491.5 kHz	-26.02 dB		
D3	D2	1	1.479 MHz	-0.16 dB		

TEST RESULTS (Cont):	

Highest Channel 99% Occupied Bandwidth

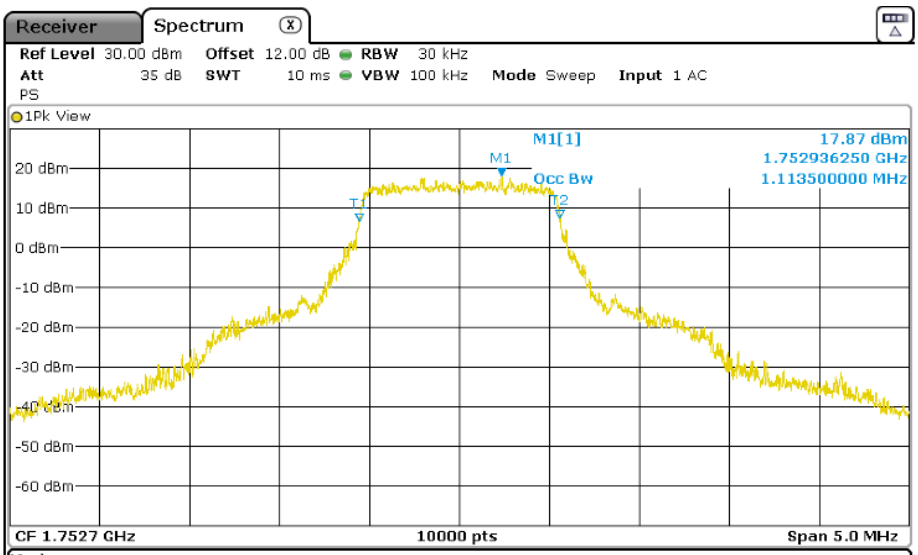

Marker

Type	Ref	Trc	X-value	Y-value	Function	Function Result
M1		1	1.75293625 GHz	17.87 dBm		
T1		1	1.75214375 GHz	6.49 dBm	Occ Bw	1.1135 MHz
T2		1	1.75325725 GHz	7.40 dBm		

Highest Channel -26dBc Bandwidth

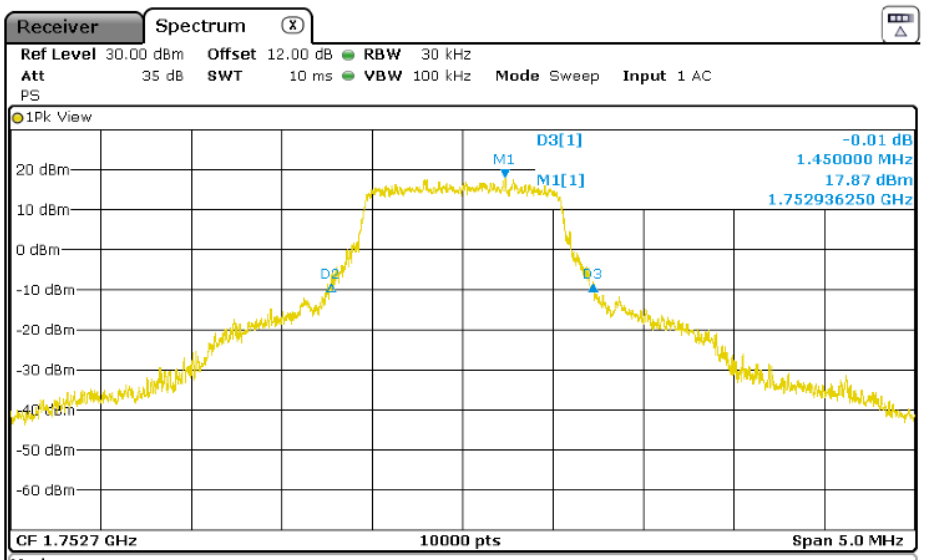

Marker

Type	Ref	Trc	X-value	Y-value	Function	Function Result
M1		1	1.75293625 GHz	17.87 dBm		
D2	M1	1	-964.0 kHz	-26.43 dB		
D3	D2	1	1.45 MHz	-0.01 dB		

TEST RESULTS (Cont):	

LTE 16QAM MODULATION. BW = 10 MHz

Lowest Channel 99% Occupied Bandwidth

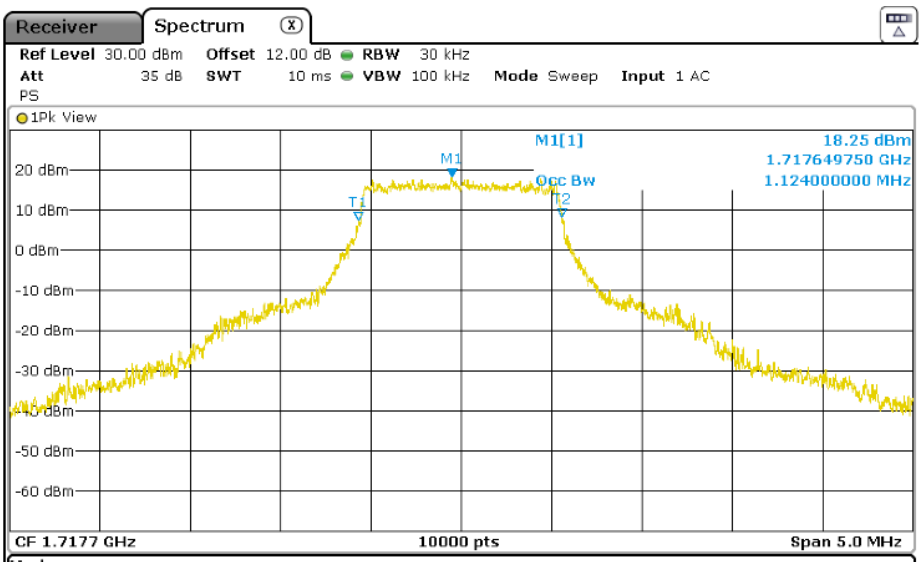

Marker

Type	Ref	Trc	X-value	Y-value	Function	Function Result
M1		1	1.71764975 GHz	18.25 dBm		
T1		1	1.71713125 GHz	7.52 dBm	Occ Bw	1.124 MHz
T2		1	1.71825525 GHz	8.29 dBm		

Lowest Channel -26dBc Bandwidth

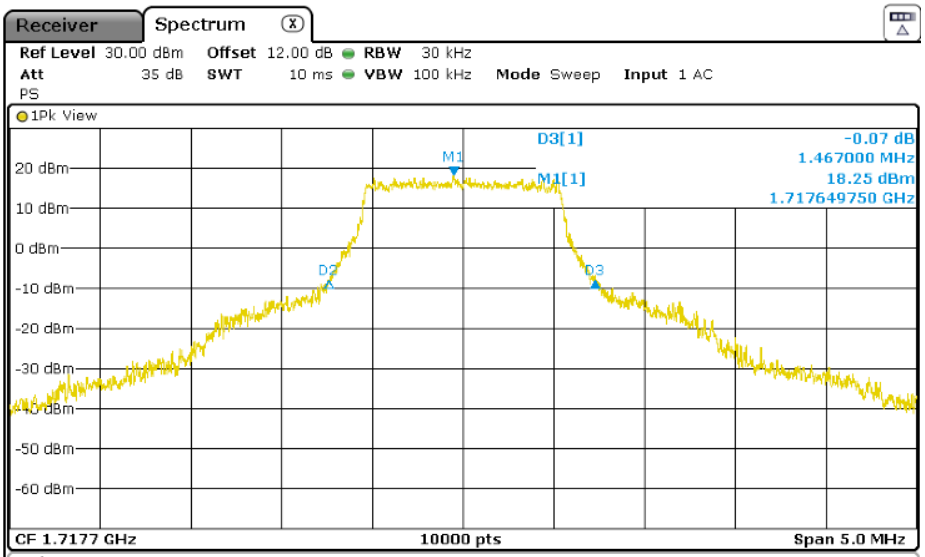

Marker

Type	Ref	Trc	X-value	Y-value	Function	Function Result
M1		1	1.71764975 GHz	18.25 dBm		
D2	M1	1	-687.5 kHz	-26.22 dB		
D3	D2	1	1.467 MHz	-0.07 dB		

TEST RESULTS (Cont):	

Middle Channel 99% Occupied Bandwidth

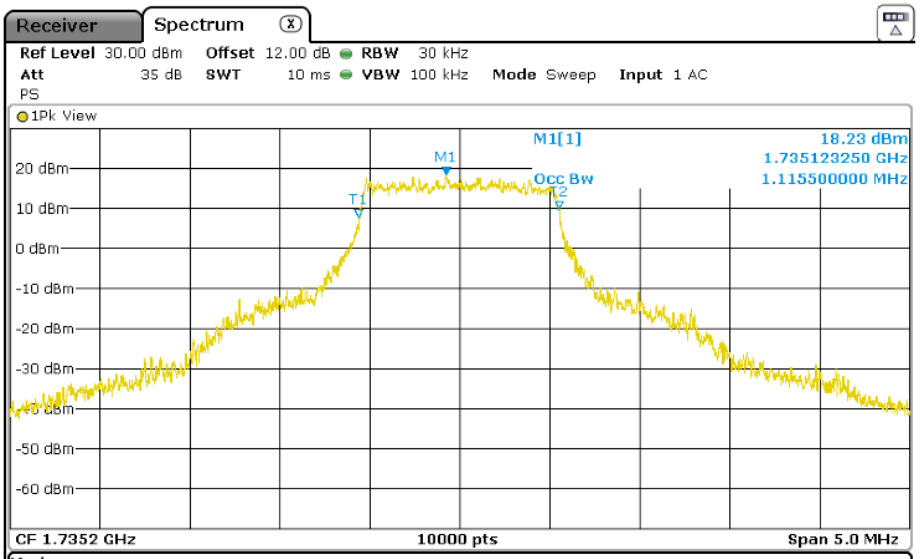

Marker

Type	Ref	Trc	X-value	Y-value	Function	Function Result
M1		1	1.73512325 GHz	18.23 dBm		
T1		1	1.73463775 GHz	7.65 dBm	Occ Bw	1.1155 MHz
T2		1	1.73575325 GHz	9.78 dBm		

Middle Channel -26dBc Bandwidth

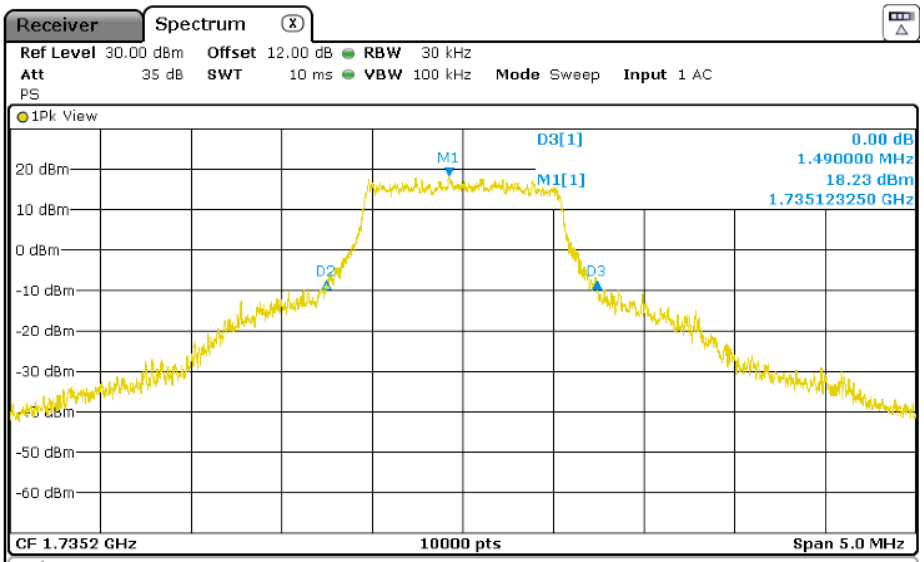

Marker

Type	Ref	Trc	X-value	Y-value	Function	Function Result
M1		1	1.73512325 GHz	18.23 dBm		
D2	M1	1	-675.0 kHz	-26.07 dB		
D3	D2	1	1.49 MHz	0.00 dB		

TEST RESULTS (Cont):	

Highest Channel 99% Occupied Bandwidth

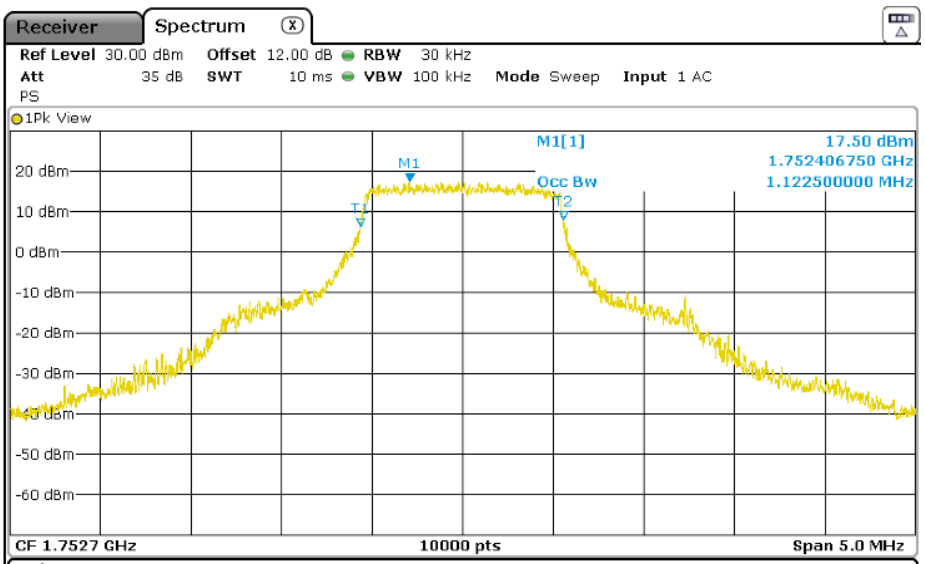

Marker

Type	Ref	Trc	X-value	Y-value	Function	Function Result
M1		1	1.75240675 GHz	17.50 dBm		
T1		1	1.75213375 GHz	6.33 dBm	Occ Bw	1.1225 MHz
T2		1	1.75325625 GHz	7.91 dBm		

Highest Channel -26dBc Bandwidth

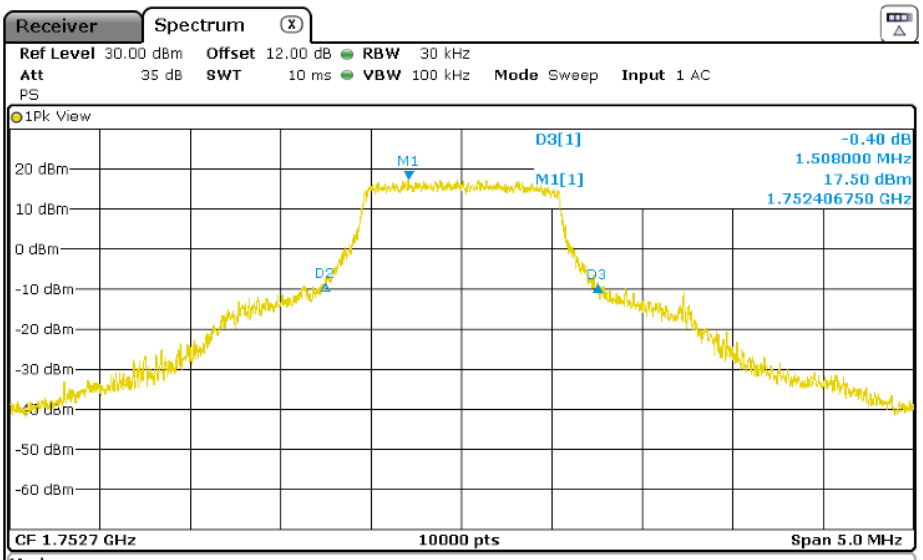

Marker

Type	Ref	Trc	X-value	Y-value	Function	Function Result
M1		1	1.75240675 GHz	17.50 dBm		
D2	M1	1	-462.0 kHz	-26.05 dB		
D3	D2	1	1.508 MHz	-0.40 dB		

TEST RESULTS (Cont):	

LTE QPSK MODULATION. BW = 15 MHz

Lowest Channel 99% Occupied Bandwidth

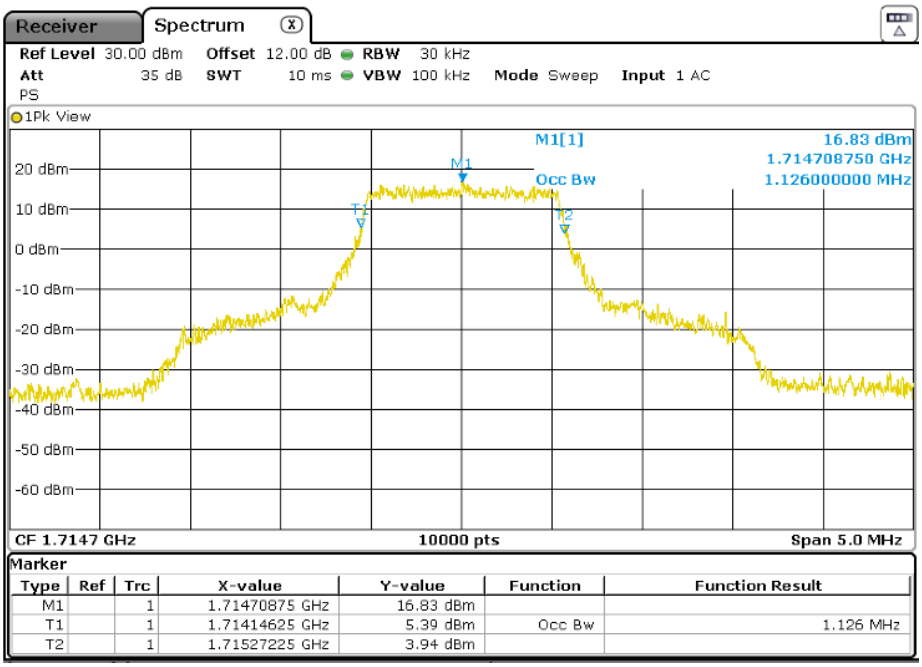

Lowest Channel -26dBc Bandwidth

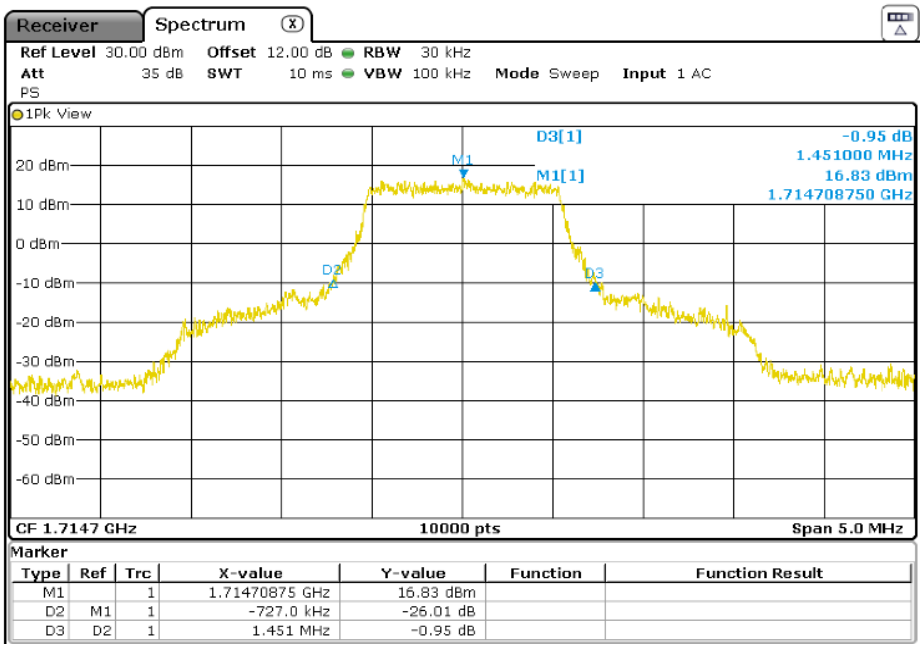

TEST RESULTS (Cont):	

Middle Channel 99% Occupied Bandwidth

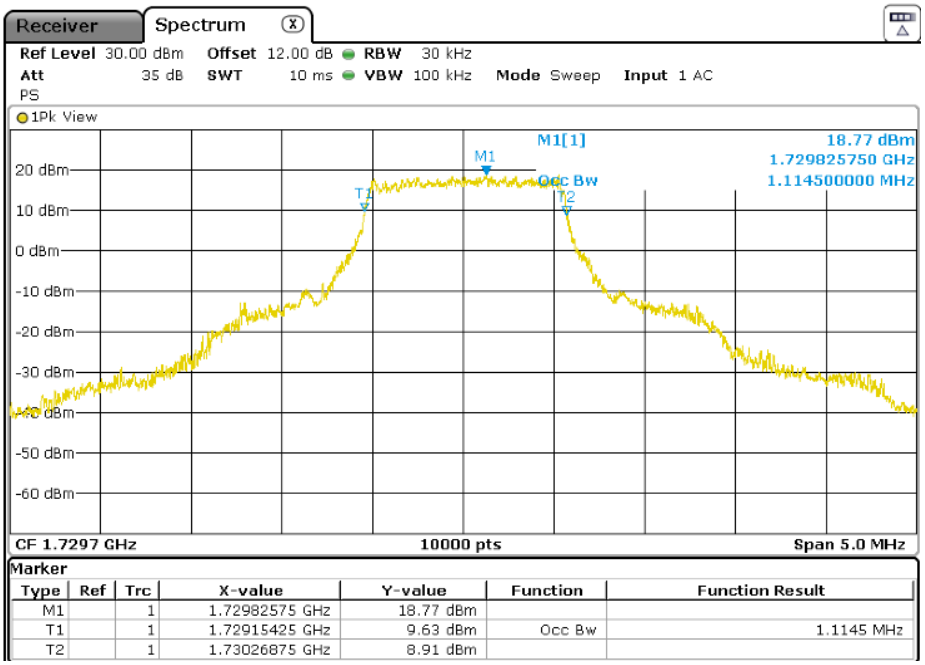

Middle Channel -26dBc Bandwidth

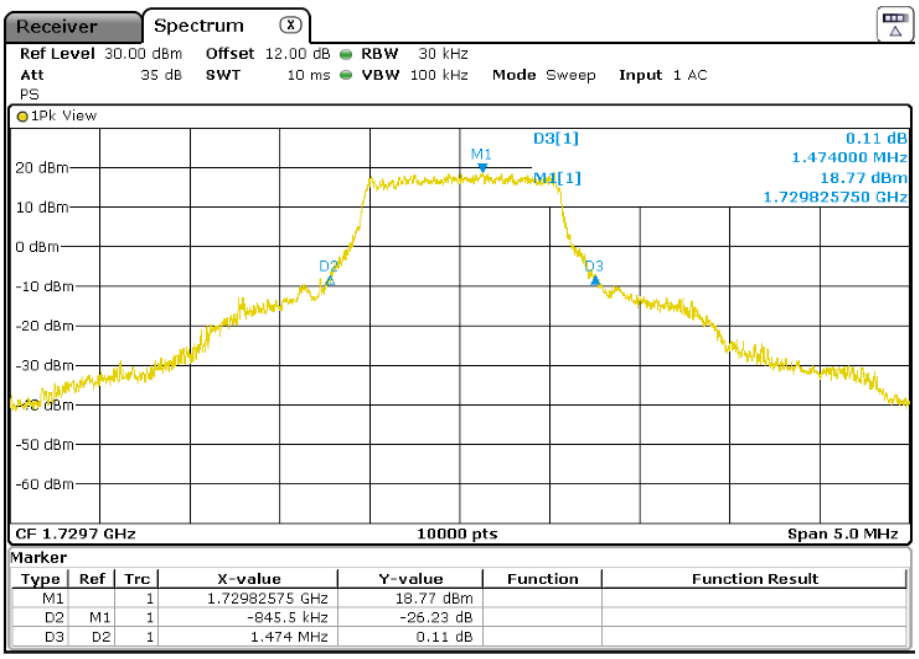

TEST RESULTS (Cont):	

Highest Channel 99% Occupied Bandwidth

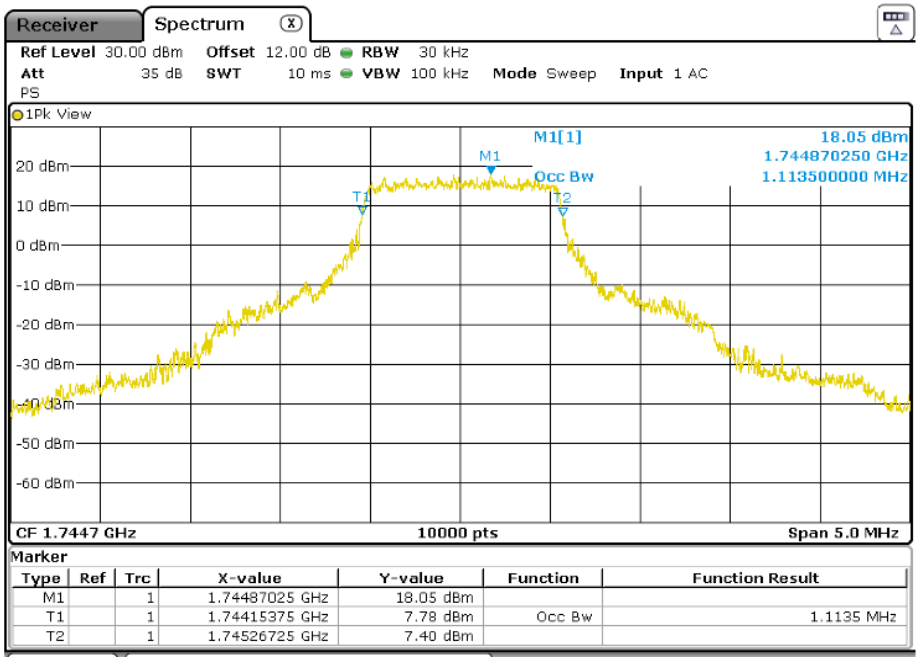

Highest Channel -26dBc Bandwidth

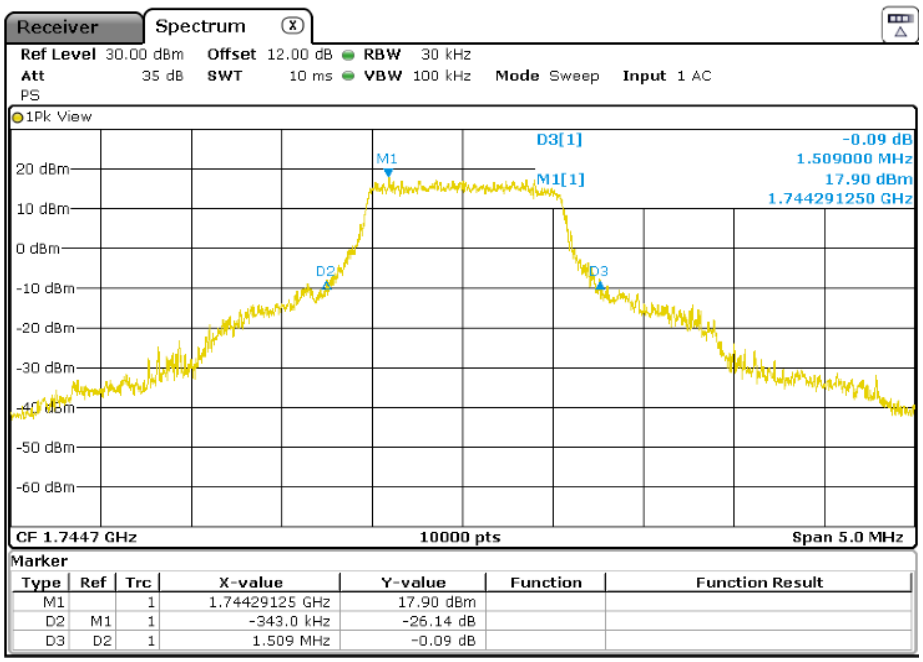

TEST RESULTS (Cont):	

LTE 16QAM MODULATION. BW = 15 MHz

Lowest Channel 99% Occupied Bandwidth

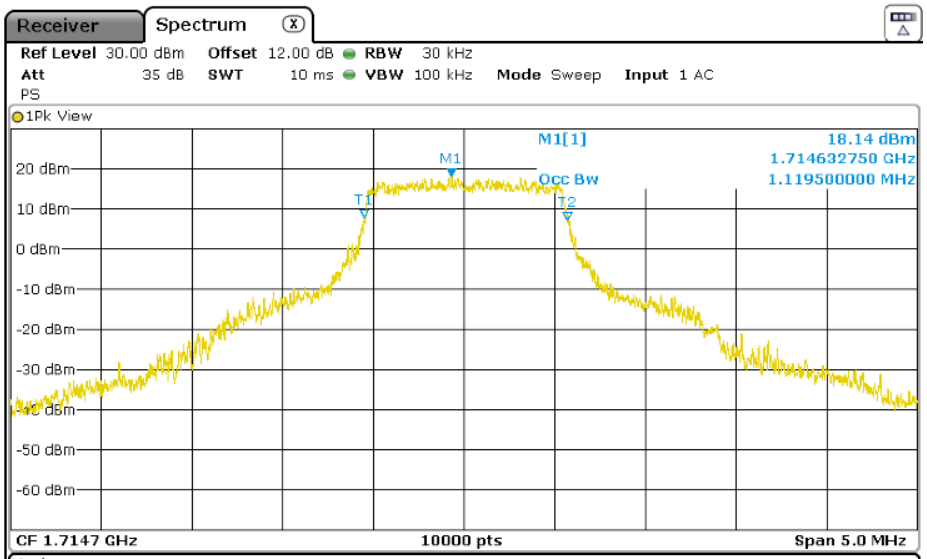

Marker

Type	Ref	Trc	X-value	Y-value	Function	Function Result
M1		1	1.71463275 GHz	18.14 dBm		
T1		1	1.71414975 GHz	7.58 dBm	Occ Bw	1.1195 MHz
T2		1	1.71526925 GHz	7.09 dBm		

Lowest Channel -26dBc Bandwidth

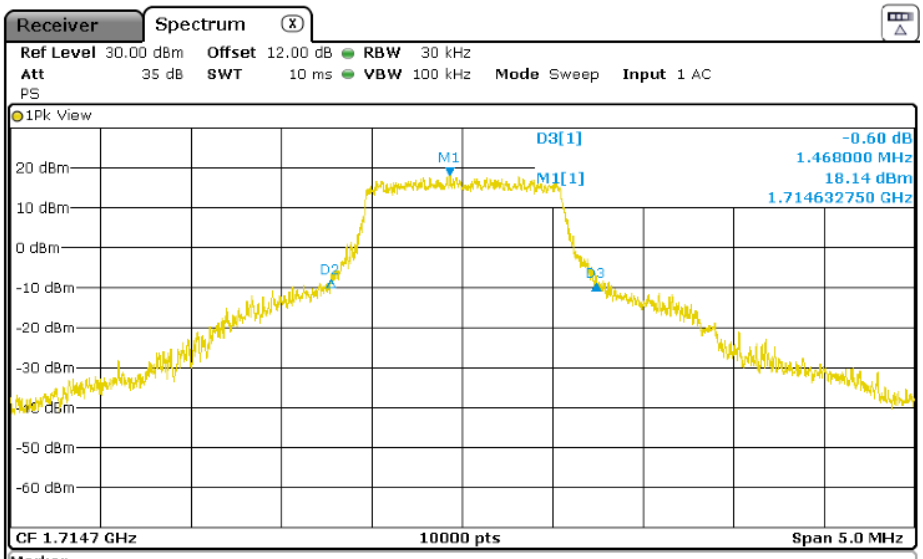

Marker

Type	Ref	Trc	X-value	Y-value	Function	Function Result
M1		1	1.71463275 GHz	18.14 dBm		
D2	M1	1	-661.5 kHz	-26.25 dB		
D3	D2	1	1.468 MHz	-0.60 dB		

TEST RESULTS (Cont):	

Middle Channel 99% Occupied Bandwidth

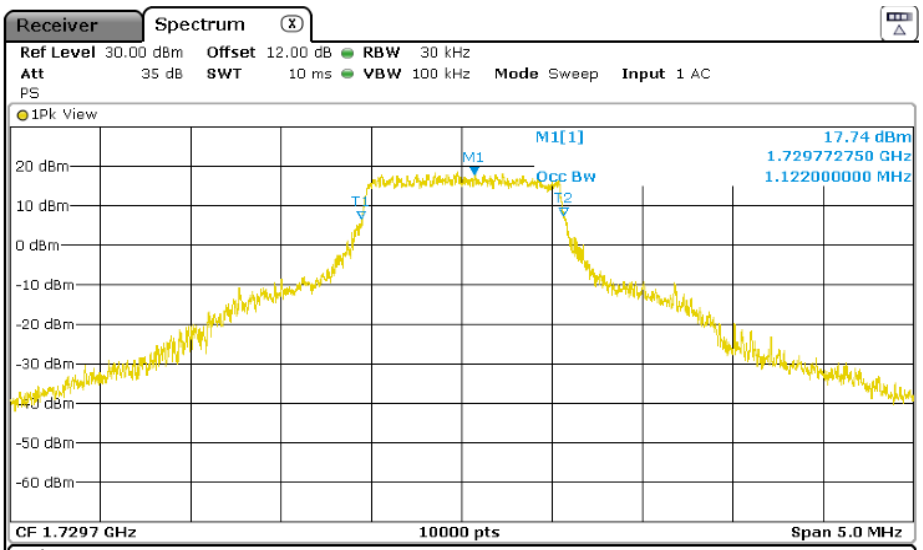

Marker

Type	Ref	Trc	X-value	Y-value	Function	Function Result
M1		1	1.72977275 GHz	17.74 dBm		
T1		1	1.72914225 GHz	6.52 dBm	Occ Bw	1.122 MHz
T2		1	1.73026425 GHz	7.41 dBm		

Middle Channel -26dBc Bandwidth

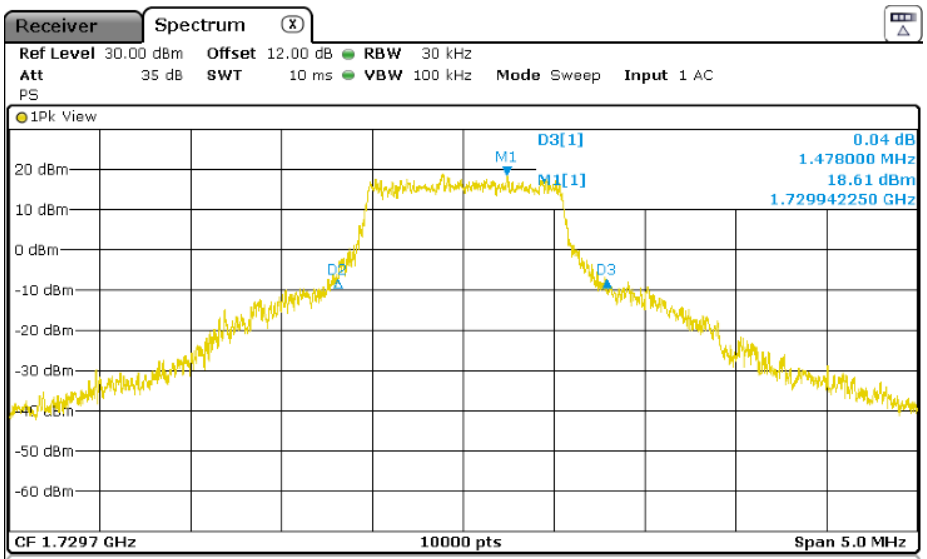

Marker

Type	Ref	Trc	X-value	Y-value	Function	Function Result
M1		1	1.72994225 GHz	18.61 dBm		
D2	M1	1	-931.0 kHz	-26.08 dB		
D3	D2	1	1.478 MHz	0.04 dB		

TEST RESULTS (Cont):	

Highest Channel 99% Occupied Bandwidth

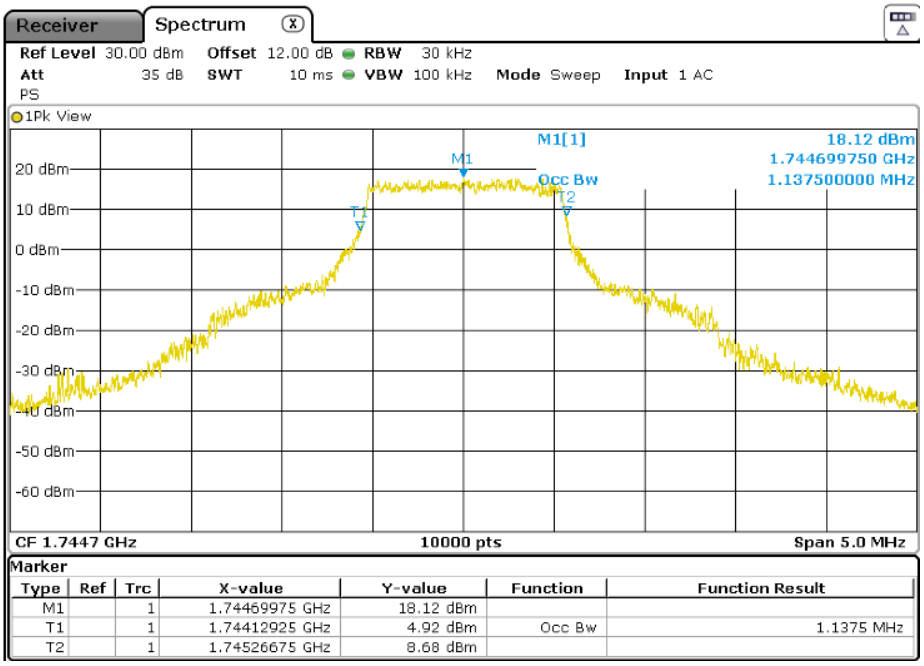

Highest Channel -26dBc Bandwidth

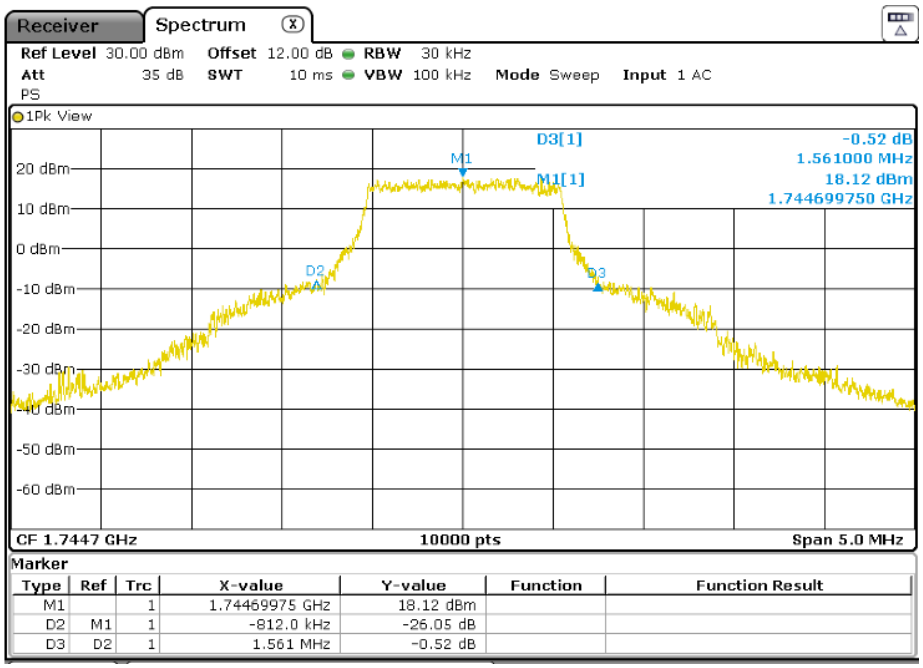

TEST RESULTS (Cont):	

LTE QPSK MODULATION. BW = 20 MHz

Lowest Channel 99% Occupied Bandwidth

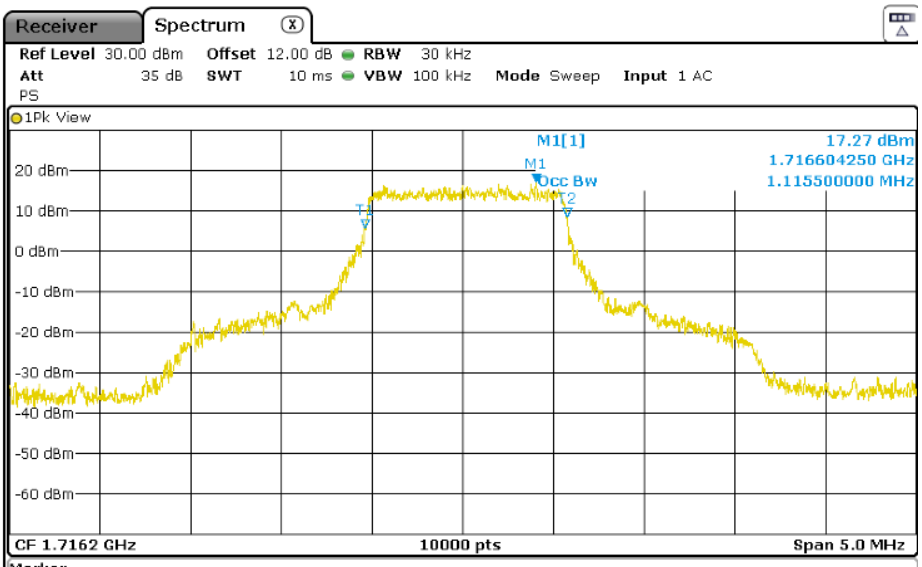

Marker

Type	Ref	Trc	X-value	Y-value	Function	Function Result
M1		1	1.71660425 GHz	17.27 dBm		
T1		1	1.71566025 GHz	5.71 dBm	Occ Bw	1.1155 MHz
T2		1	1.71677575 GHz	8.46 dBm		

Lowest Channel -26dBc Bandwidth

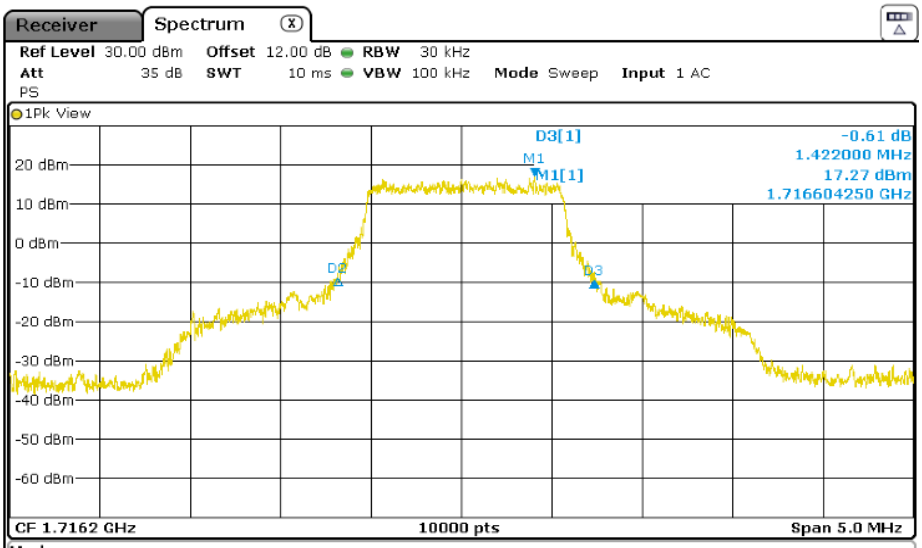

Marker

Type	Ref	Trc	X-value	Y-value	Function	Function Result
M1		1	1.71660425 GHz	17.27 dBm		
D2	M1	1	-1.0905 MHz	-26.11 dB		
D3	D2	1	1.422 MHz	-0.61 dB		

TEST RESULTS (Cont):	

Middle Channel 99% Occupied Bandwidth

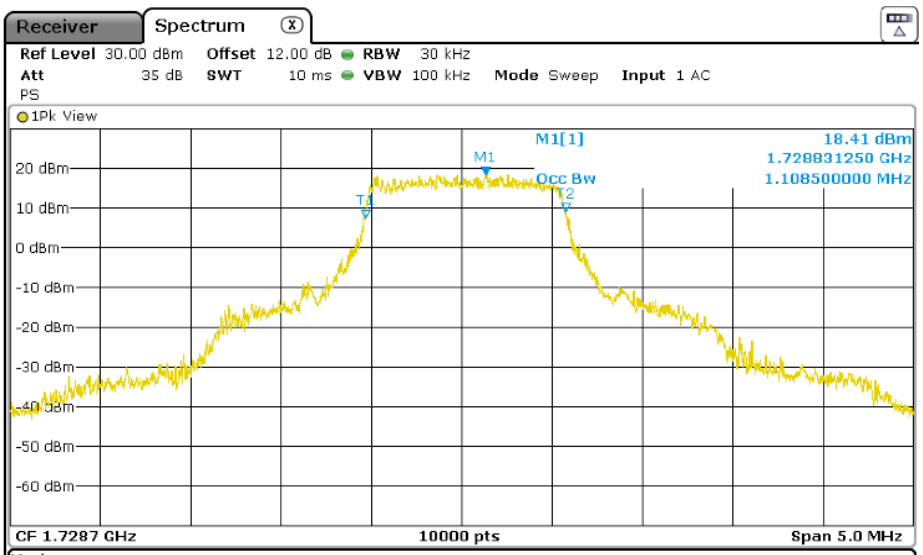

Marker

Type	Ref	Trc	X-value	Y-value	Function	Function Result
M1		1	1.72883125 GHz	18.41 dBm		
T1		1	1.72816775 GHz	7.29 dBm	Occ Bw	1.1085 MHz
T2		1	1.72927625 GHz	9.27 dBm		

Middle Channel -26dBc Bandwidth

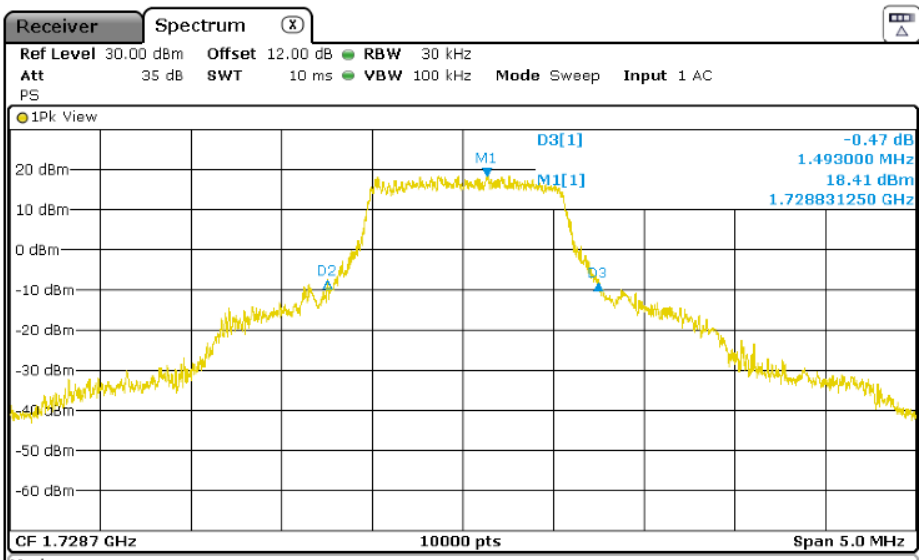

Marker

Type	Ref	Trc	X-value	Y-value	Function	Function Result
M1		1	1.72883125 GHz	18.41 dBm		
D2	M1	1	-879.5 kHz	-26.16 dB		
D3	D2	1	1.493 MHz	-0.47 dB		

TEST RESULTS (Cont):	

Highest Channel 99% Occupied Bandwidth

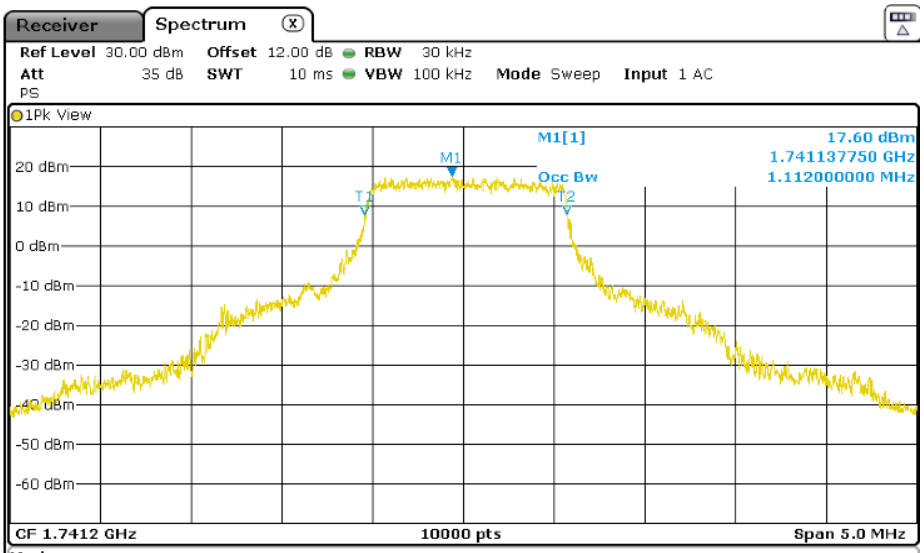

Marker

Type	Ref	Trc	X-value	Y-value	Function	Function Result
M1		1	1.74113775 GHz	17.60 dBm		
T1		1	1.74065875 GHz	7.92 dBm	Occ Bw	1.112 MHz
T2		1	1.74177075 GHz	7.94 dBm		

Highest Channel -26dBc Bandwidth

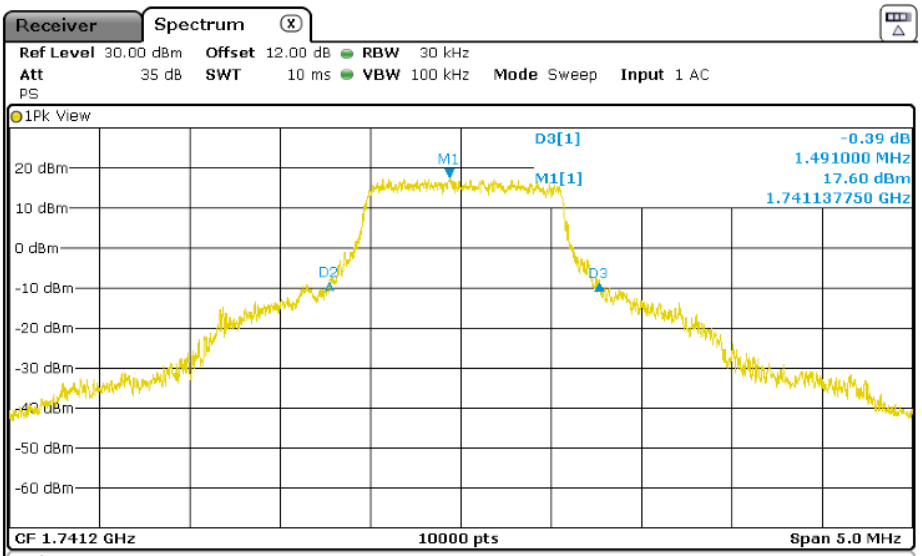

Marker

Type	Ref	Trc	X-value	Y-value	Function	Function Result
M1		1	1.74113775 GHz	17.60 dBm		
D2	M1	1	-663.5 kHz	-26.03 dB		
D3	D2	1	1.491 MHz	-0.39 dB		

TEST RESULTS (Cont):	

LTE 16QAM MODULATION. BW = 20 MHz

Lowest Channel 99% Occupied Bandwidth

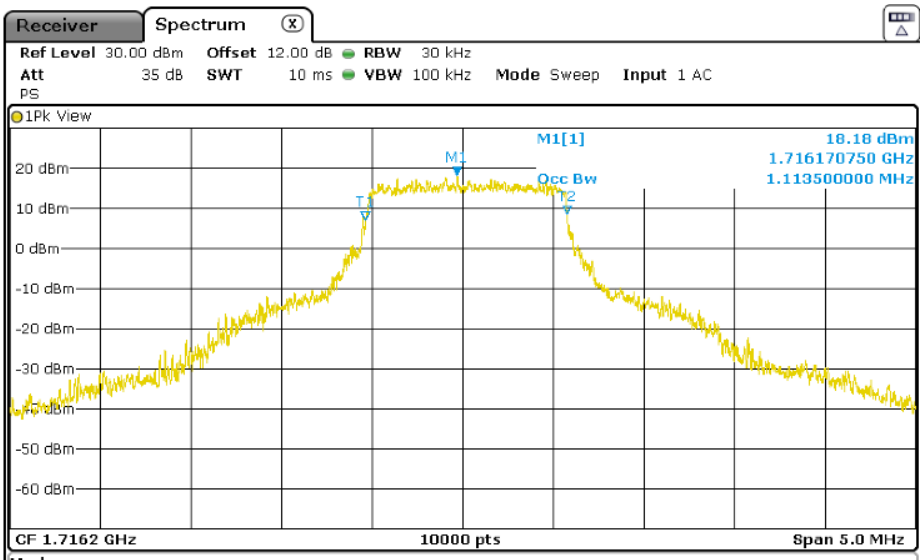

Marker

Type	Ref	Trc	X-value	Y-value	Function	Function Result
M1		1	1.71617075 GHz	18.18 dBm		
T1		1	1.71566375 GHz	7.26 dBm	Occ Bw	1.1135 MHz
T2		1	1.71677725 GHz	8.70 dBm		

Lowest Channel -26dBc Bandwidth

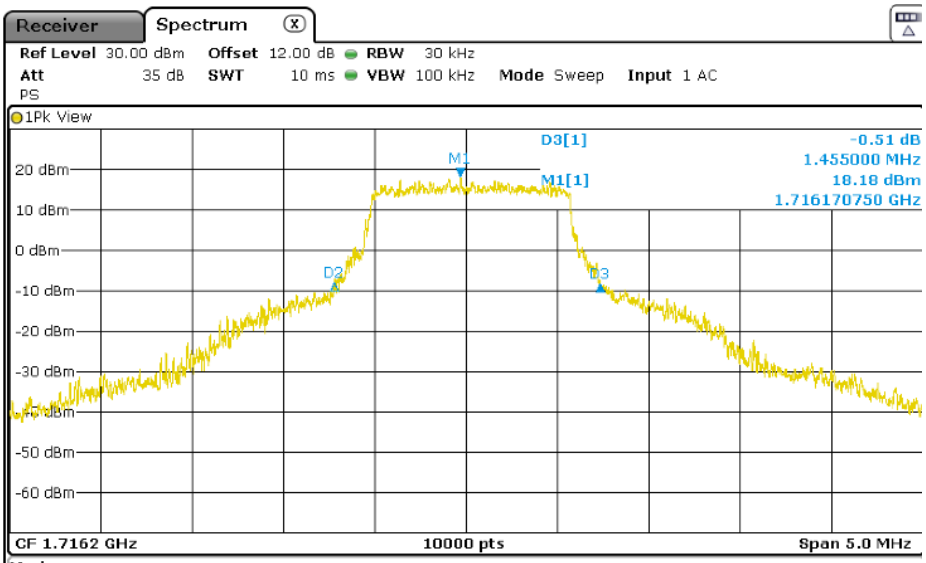

Marker

Type	Ref	Trc	X-value	Y-value	Function	Function Result
M1		1	1.71617075 GHz	18.18 dBm		
D2	M1	1	-691.5 kHz	-26.06 dB		
D3	D2	1	1.455 MHz	-0.51 dB		

TEST RESULTS (Cont):	

Middle Channel 99% Occupied Bandwidth

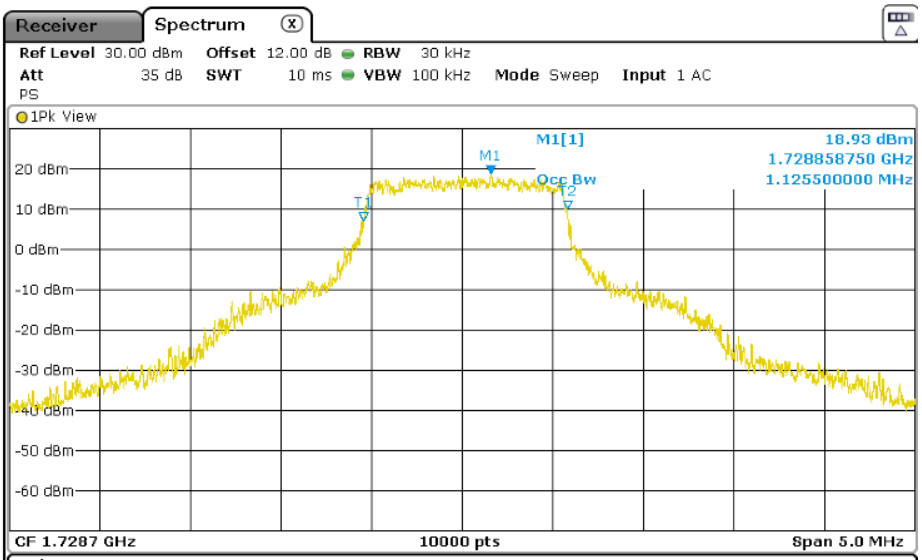

Marker

Type	Ref	Trc	X-value	Y-value	Function	Function Result
M1		1	1.72885875 GHz	18.93 dBm		
T1		1	1.72815475 GHz	7.23 dBm	Occ Bw	1.1255 MHz
T2		1	1.72928025 GHz	9.97 dBm		

Middle Channel -26dBc Bandwidth

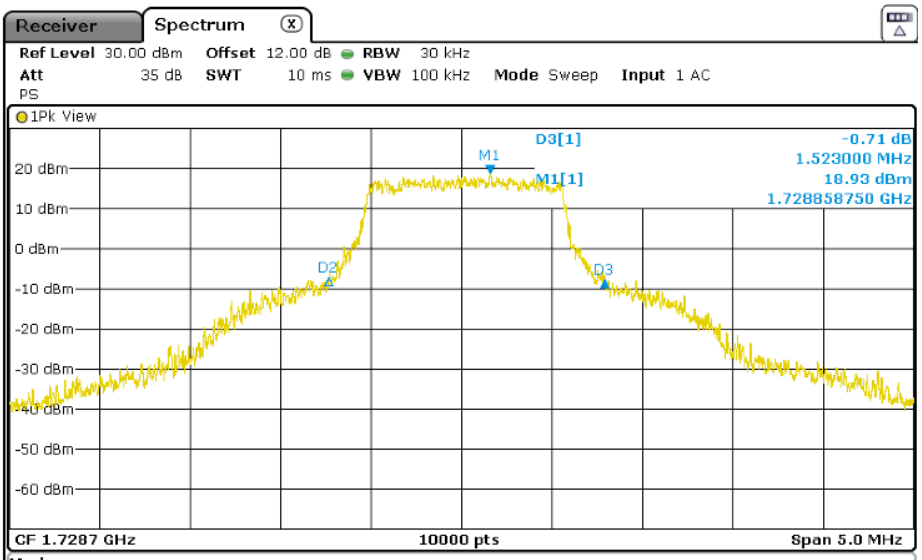

Marker

Type	Ref	Trc	X-value	Y-value	Function	Function Result
M1		1	1.72885875 GHz	18.93 dBm		
D2	M1	1	-890.0 kHz	-26.00 dB		
D3	D2	1	1.523 MHz	-0.71 dB		

TEST RESULTS (Cont):	

Highest Channel 99% Occupied Bandwidth

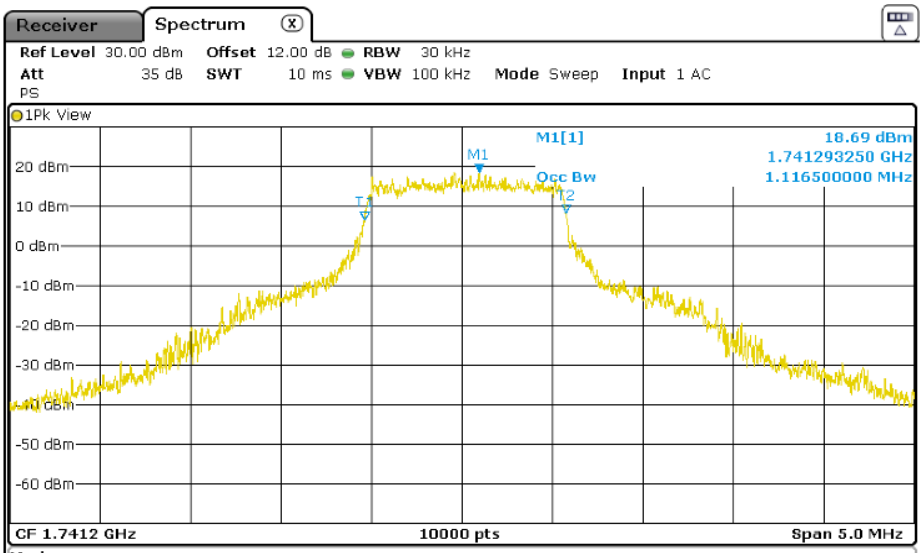

Marker

Type	Ref	Trc	X-value	Y-value	Function	Function Result
M1		1	1.74129325 GHz	18.69 dBm		
T1		1	1.74066125 GHz	6.52 dBm	Occ Bw	1.1165 MHz
T2		1	1.74177775 GHz	8.20 dBm		

Highest Channel -26dBc Bandwidth

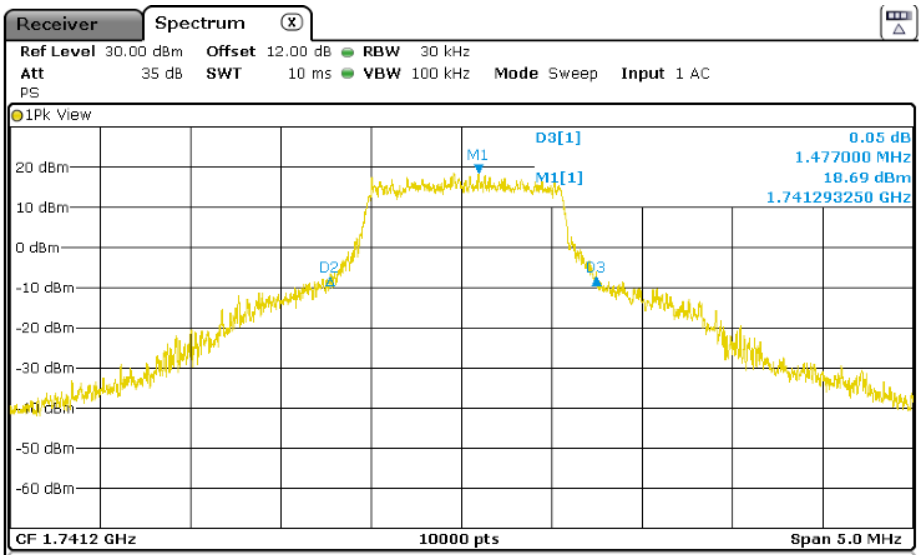

Marker

Type	Ref	Trc	X-value	Y-value	Function	Function Result
M1		1	1.74129325 GHz	18.69 dBm		
D2	M1	1	-820.5 kHz	-26.08 dB		
D3	D2	1	1.477 MHz	0.05 dB		

TESTED SAMPLES:	S/01
TESTED CONDITIONS MODES:	TC#02 (Band 12)
TEST RESULTS:	PASS

LTE QPSK MODULATION. BW = 5 MHz

Channel	Lowest	Middle	Highest
99% Occupied bandwidth (MHz)	1.12	1.12	1.11
-26 dBc bandwidth (MHz)	1.45	1.47	1.45

LTE 16QAM MODULATION. BW = 5 MHz

Channel	Lowest	Middle	Highest
99% Occupied bandwidth (MHz)	1.12	1.12	1.11
-26 dBc bandwidth (MHz)	1.45	1.44	1.45

LTE QPSK MODULATION. BW = 10 MHz

Channel	Lowest	Middle	Highest
99% Occupied bandwidth (MHz)	1.11	1.12	1.11
-26 dBc bandwidth (MHz)	1.43	1.45	1.47

LTE 16QAM MODULATION. BW = 10 MHz

Channel	Lowest	Middle	Highest
99% Occupied bandwidth (MHz)	1.11	1.11	1.11
-26 dBc bandwidth (MHz)	1.44	1.46	1.45

TEST RESULTS (Cont):	

LTE QPSK MODULATION. BW = 5 MHz

Lowest Channel 99% Occupied Bandwidth

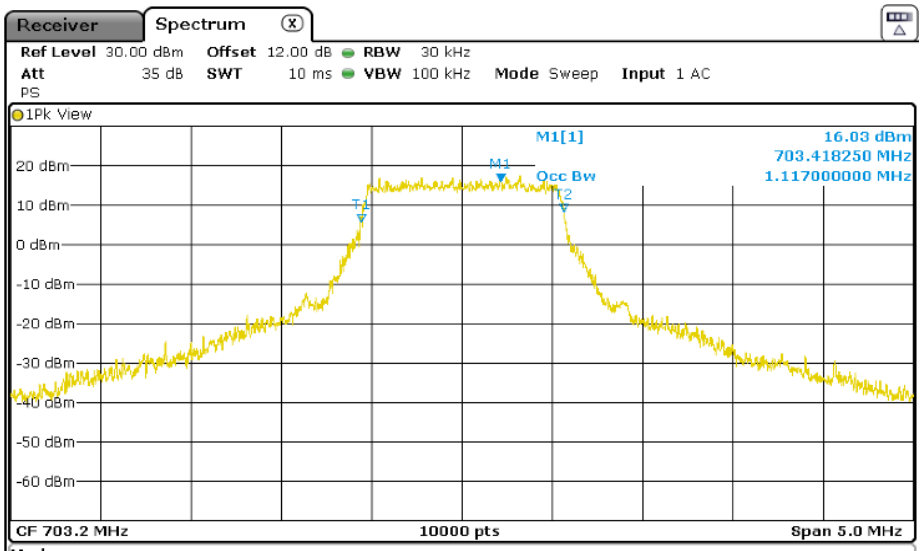

Marker

Type	Ref	Trc	X-value	Y-value	Function	Function Result
M1		1	703.41825 MHz	16.03 dBm		
T1		1	702.64575 MHz	5.84 dBm	Occ Bw	1.117 MHz
T2		1	703.76275 MHz	8.30 dBm		

Lowest Channel -26dBc Bandwidth

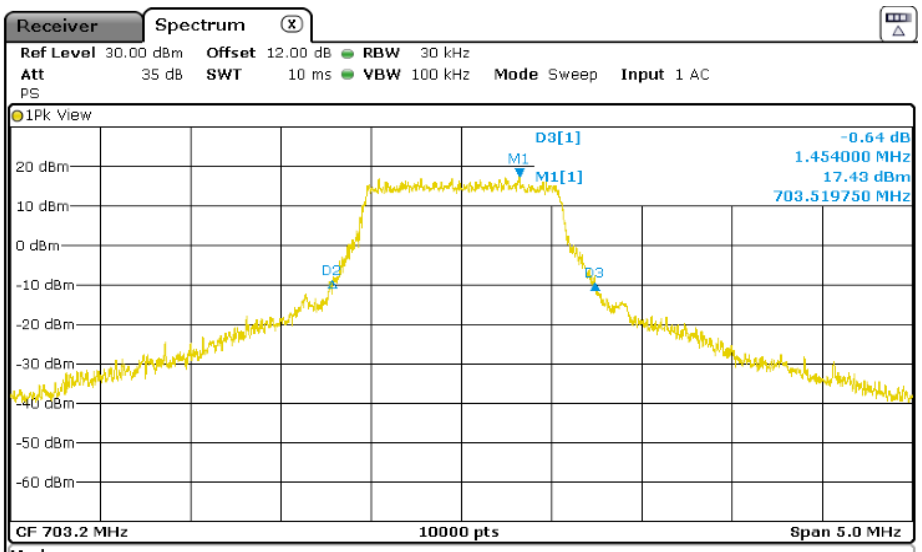

Marker

Type	Ref	Trc	X-value	Y-value	Function	Function Result
M1		1	703.51975 MHz	17.43 dBm		
D2	M1	1	-1.032 MHz	-26.24 dB		
D3	D2	1	1.454 MHz	-0.64 dB		

TEST RESULTS (Cont):	

Middle Channel 99% Occupied Bandwidth

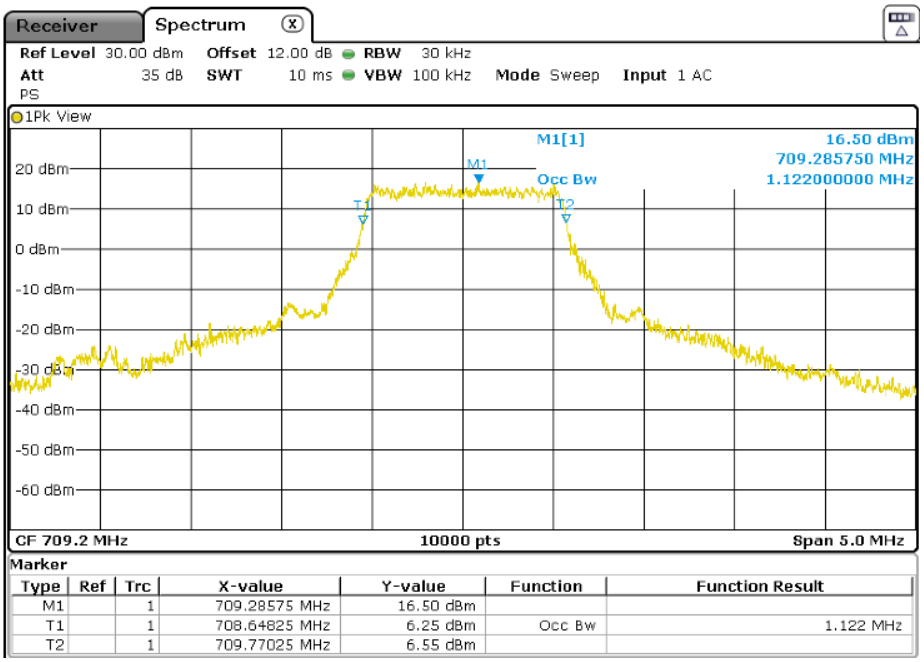

Middle Channel -26dBc Bandwidth

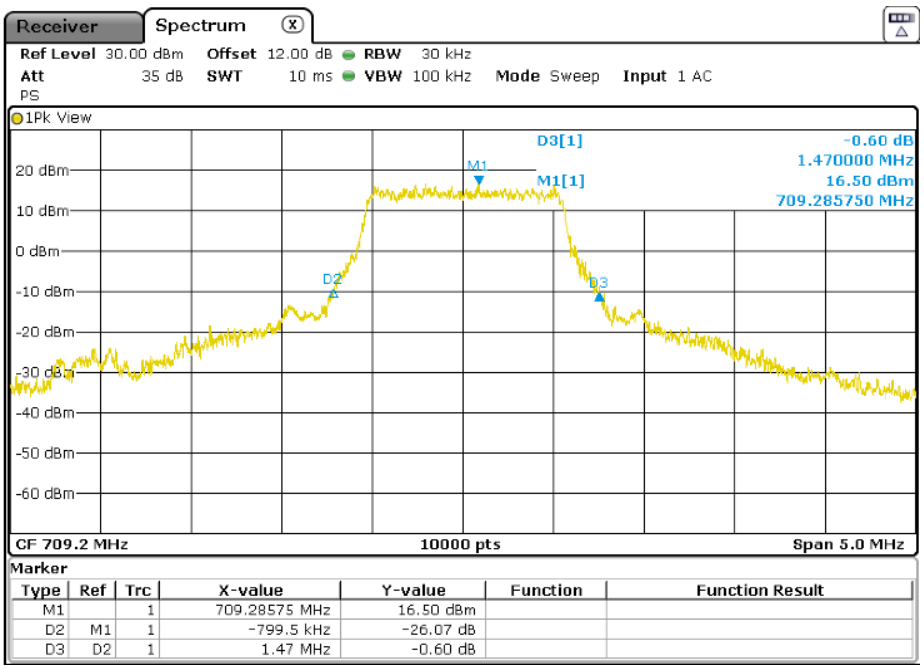

TEST RESULTS (Cont):	

Highest Channel 99% Occupied Bandwidth

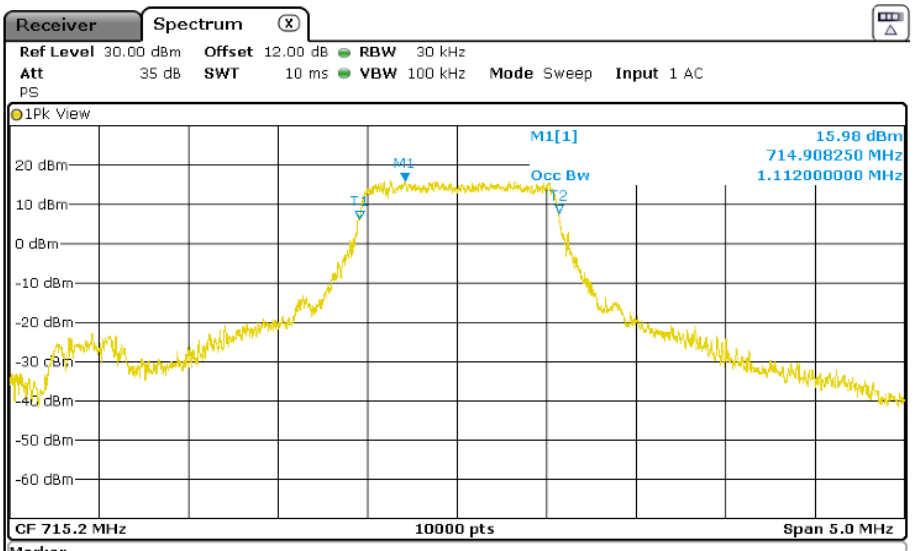

Marker

Type	Ref	Trc	X-value	Y-value	Function	Function Result
M1		1	714.90825 MHz	15.98 dBm		
T1		1	714.65475 MHz	6.20 dBm	Occ Bw	1.112 MHz
T2		1	715.76675 MHz	7.74 dBm		

Highest Channel -26dBc Bandwidth

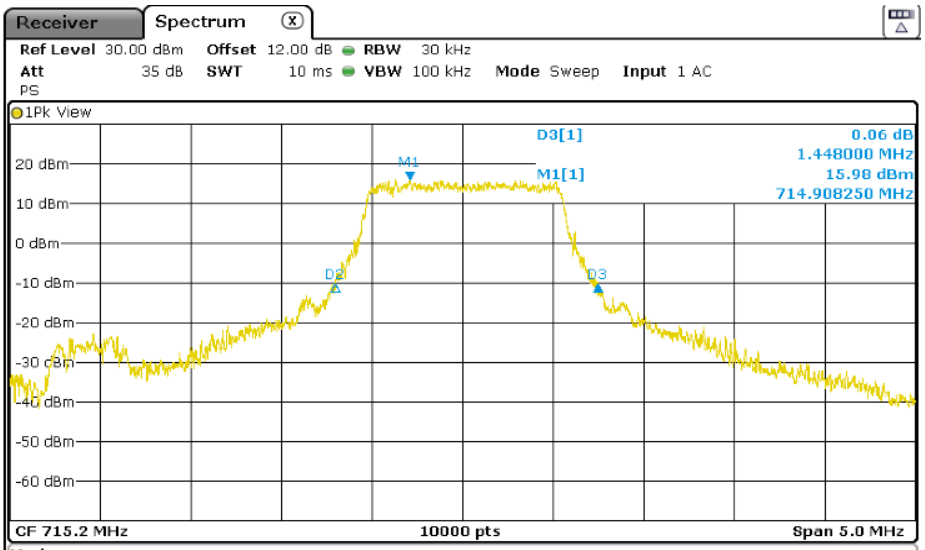

Marker

Type	Ref	Trc	X-value	Y-value	Function	Function Result
M1		1	714.90825 MHz	15.98 dBm		
D2	M1	1	-411.5 kHz	-26.22 dB		
D3	D2	1	1.448 MHz	0.06 dB		

TEST RESULTS (Cont):	

LTE 16QAM MODULATION. BW = 5 MHz

Lowest Channel 99% Occupied Bandwidth

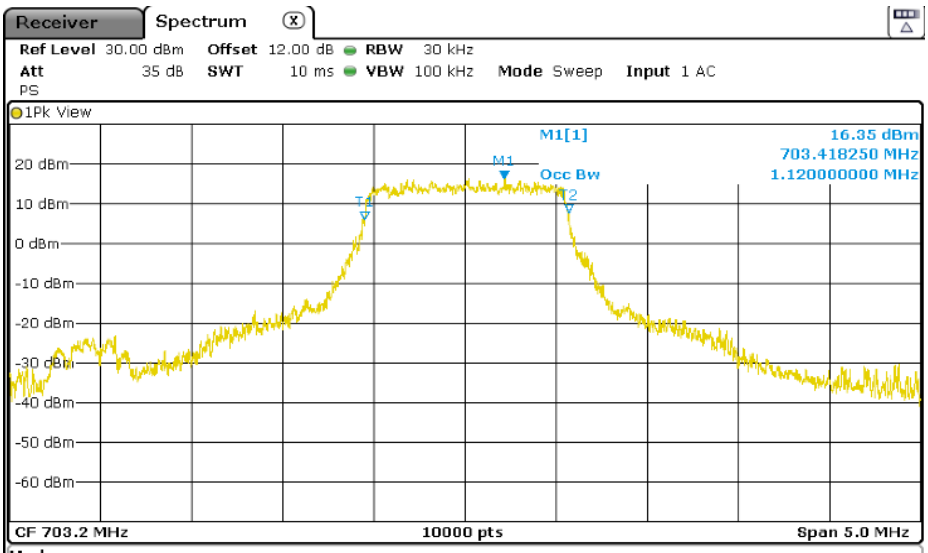

Marker

Type	Ref	Trc	X-value	Y-value	Function	Function Result
M1		1	703.41825 MHz	16.35 dBm		
T1		1	702.64675 MHz	5.96 dBm	Occ Bw	1.12 MHz
T2		1	703.76675 MHz	7.60 dBm		

Lowest Channel -26dBc Bandwidth

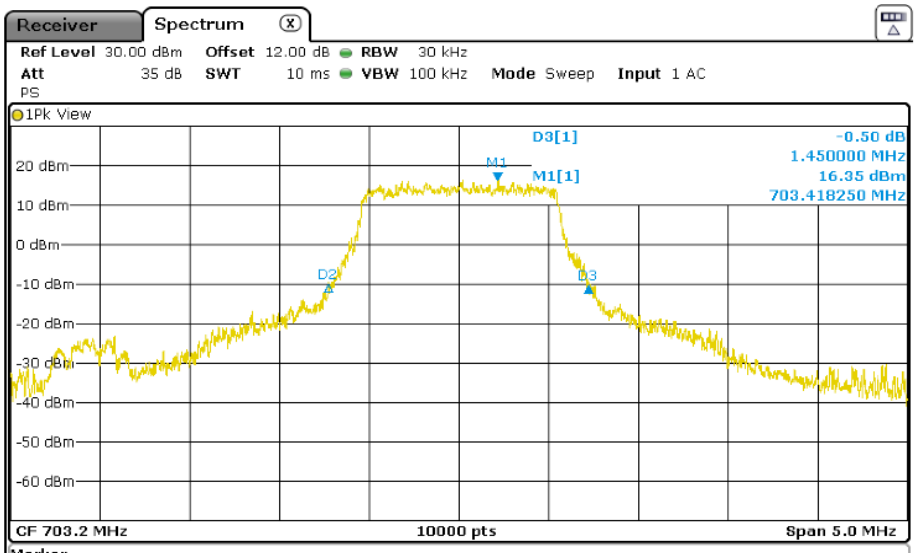

Marker

Type	Ref	Trc	X-value	Y-value	Function	Function Result
M1		1	703.41825 MHz	16.35 dBm		
D2	M1	1	-947.0 kHz	-26.24 dB		
D3	D2	1	1.45 MHz	-0.50 dB		

TEST RESULTS (Cont):	

Middle Channel 99% Occupied Bandwidth

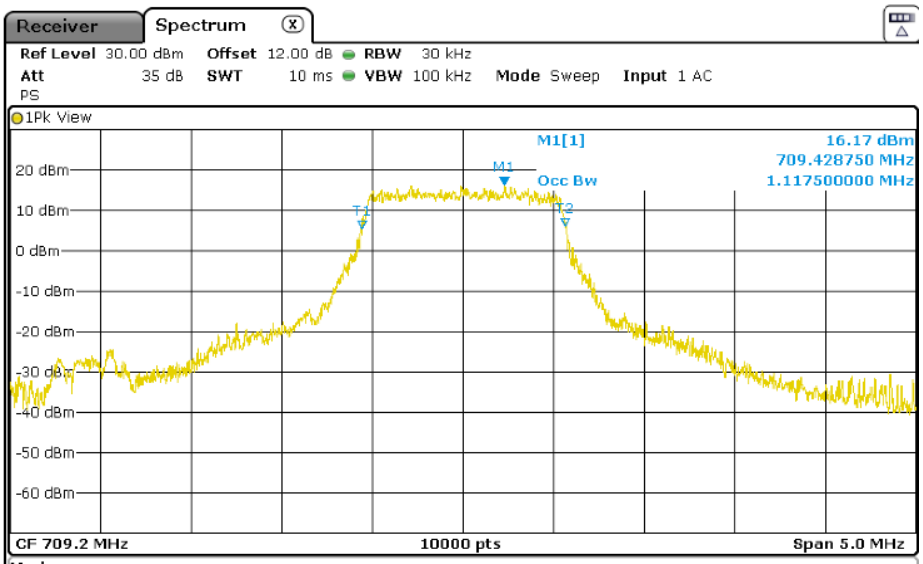

Marker

Type	Ref	Trc	X-value	Y-value	Function	Function Result
M1		1	709.42875 MHz	16.17 dBm		
T1		1	708.64425 MHz	5.52 dBm	Occ Bw	1.1175 MHz
T2		1	709.76175 MHz	6.09 dBm		

Middle Channel -26dBc Bandwidth

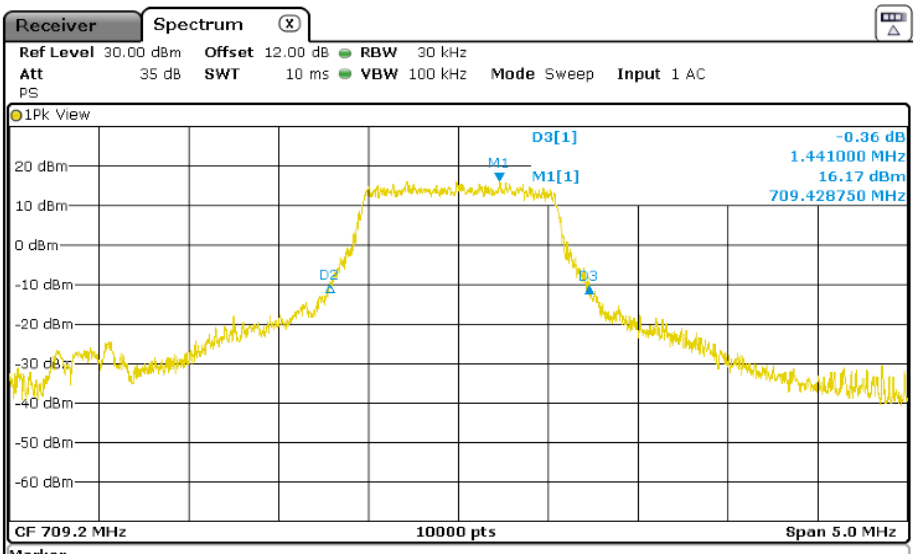

Marker

Type	Ref	Trc	X-value	Y-value	Function	Function Result
M1		1	709.42875 MHz	16.17 dBm		
D2	M1	1	-944.0 kHz	-26.20 dB		
D3	D2	1	1.441 MHz	-0.36 dB		

TEST RESULTS (Cont):	

Highest Channel 99% Occupied Bandwidth

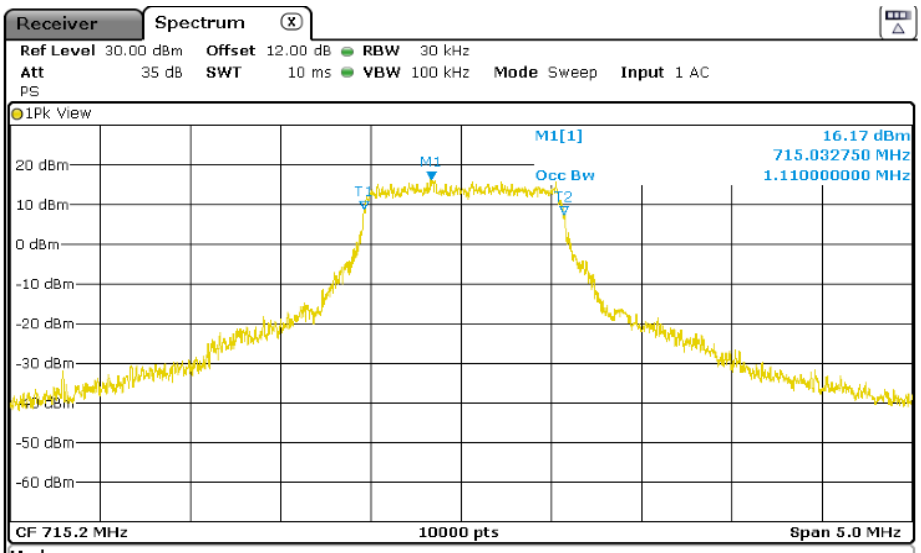

Marker

Type	Ref	Trc	X-value	Y-value	Function	Function Result
M1		1	715.03275 MHz	16.17 dBm		
T1		1	714.66025 MHz	8.77 dBm	Occ Bw	1.11 MHz
T2		1	715.77025 MHz	7.31 dBm		

Highest Channel -26dBc Bandwidth

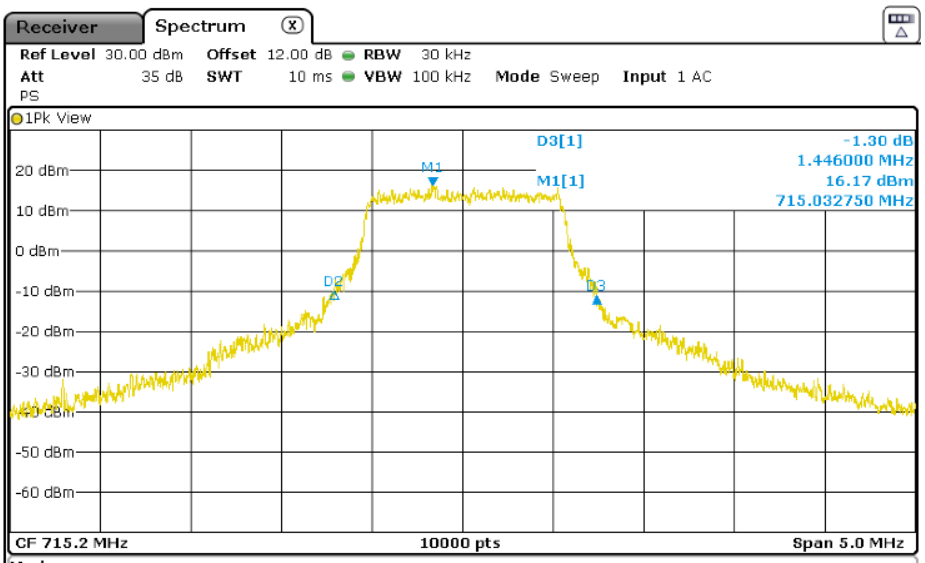

Marker

Type	Ref	Trc	X-value	Y-value	Function	Function Result
M1		1	715.03275 MHz	16.17 dBm		
D2	M1	1	-539.0 kHz	-26.10 dB		
D3	D2	1	1.446 MHz	-1.30 dB		

TEST RESULTS (Cont):	

LTE QPSK MODULATION. BW = 10 MHz

Lowest Channel 99% Occupied Bandwidth

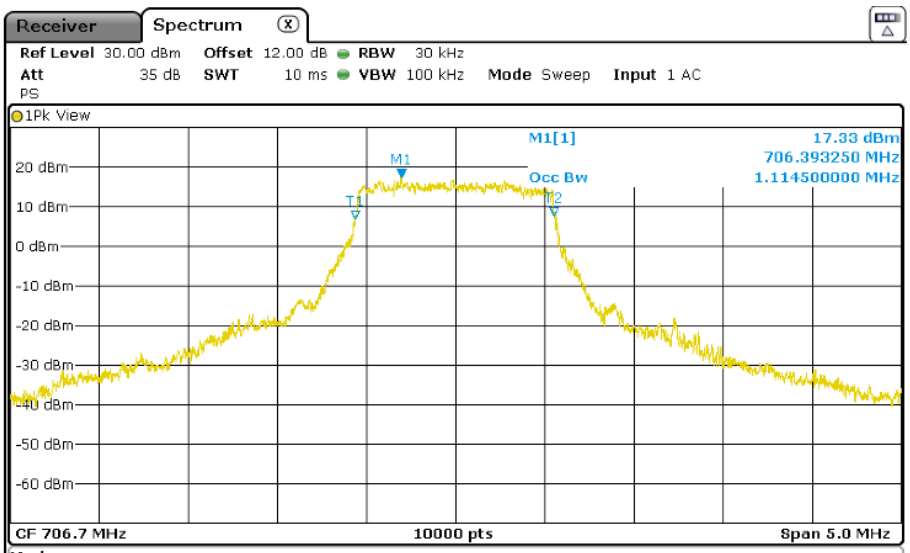

Lowest Channel -26dBc Bandwidth

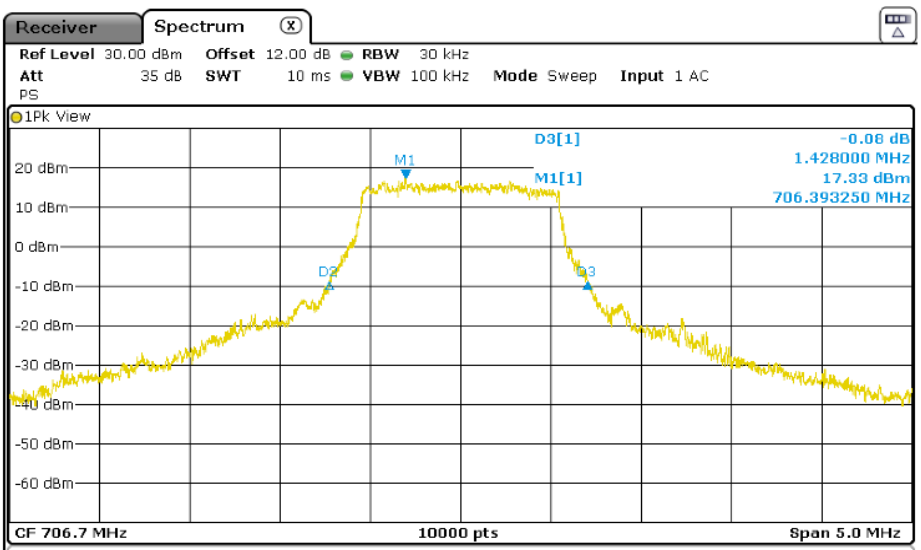

TEST RESULTS (Cont):	

Middle Channel 99% Occupied Bandwidth

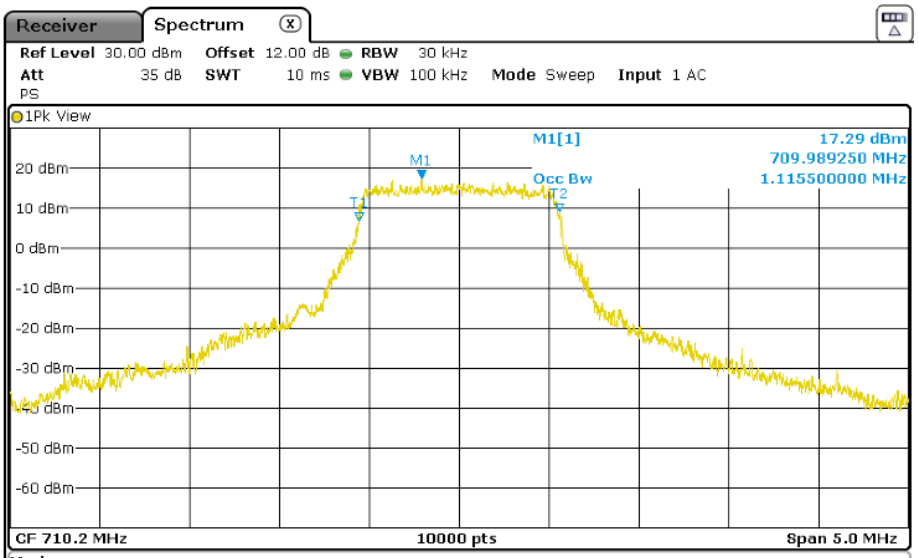

Marker

Type	Ref	Trc	X-value	Y-value	Function	Function Result
M1		1	709.98925 MHz	17.29 dBm		
T1		1	709.64175 MHz	6.88 dBm	Occ Bw	1.1155 MHz
T2		1	710.75725 MHz	9.27 dBm		

Middle Channel -26dBc Bandwidth

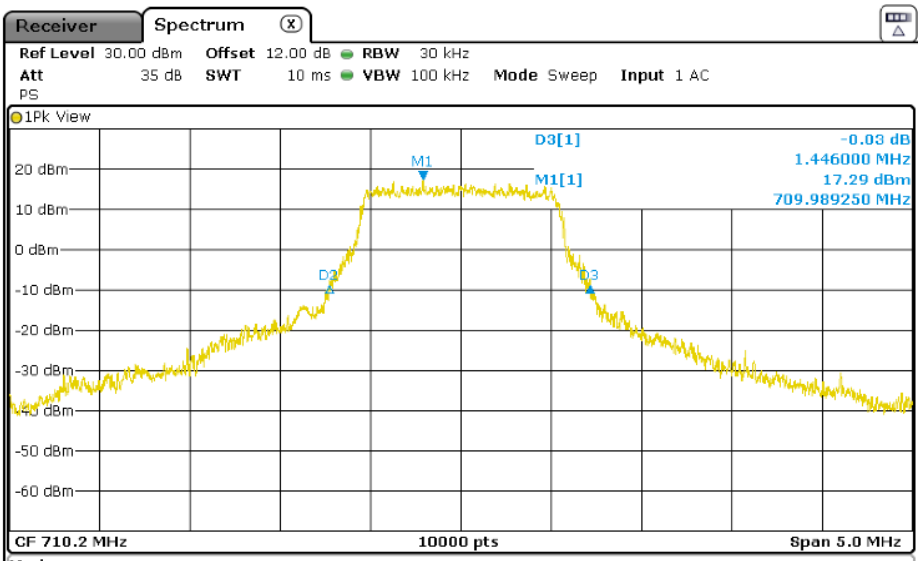

Marker

Type	Ref	Trc	X-value	Y-value	Function	Function Result
M1		1	709.98925 MHz	17.29 dBm		
D2	M1	1	-520.0 kHz	-26.05 dB		
D3	D2	1	1.446 MHz	-0.03 dB		

TEST RESULTS (Cont):	

Highest Channel 99% Occupied Bandwidth

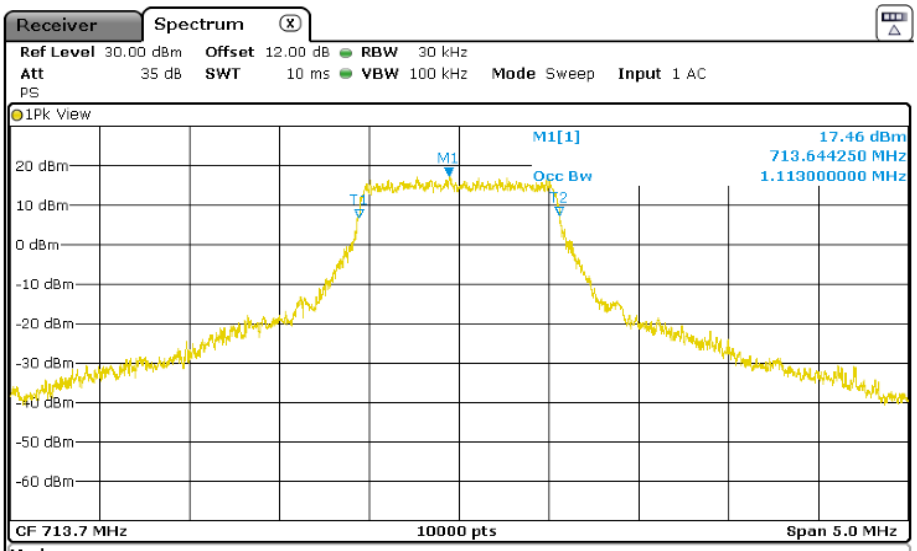

Marker

Type	Ref	Trc	X-value	Y-value	Function	Function Result
M1		1	713.64425 MHz	17.46 dBm		
T1		1	713.14325 MHz	6.91 dBm	Occ Bw	1.113 MHz
T2		1	714.25625 MHz	7.54 dBm		

Highest Channel -26dBc Bandwidth

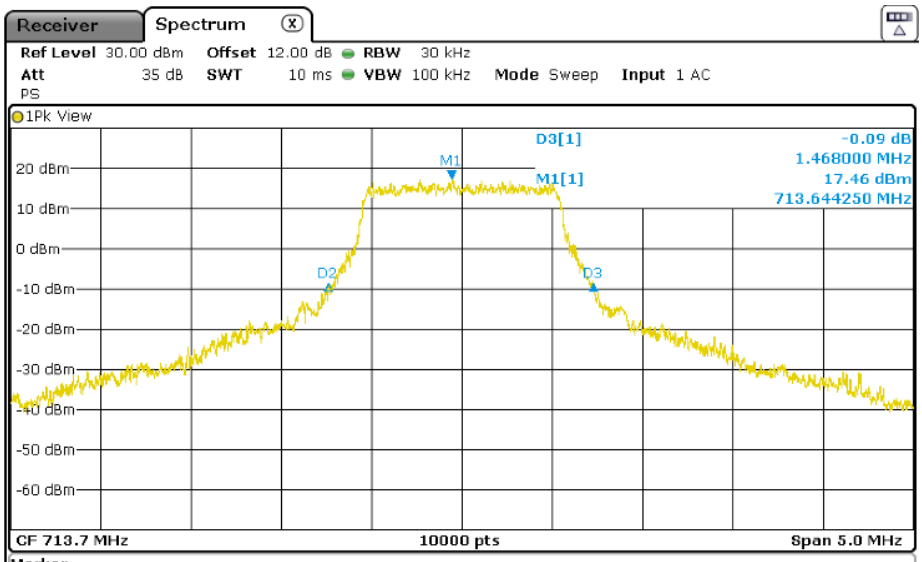

Marker

Type	Ref	Trc	X-value	Y-value	Function	Function Result
M1		1	713.64425 MHz	17.46 dBm		
D2	M1	1	-687.0 kHz	-26.02 dB		
D3	D2	1	1.468 MHz	-0.09 dB		

TEST RESULTS (Cont):	

LTE 16QAM MODULATION. BW = 10 MHz

Lowest Channel 99% Occupied Bandwidth

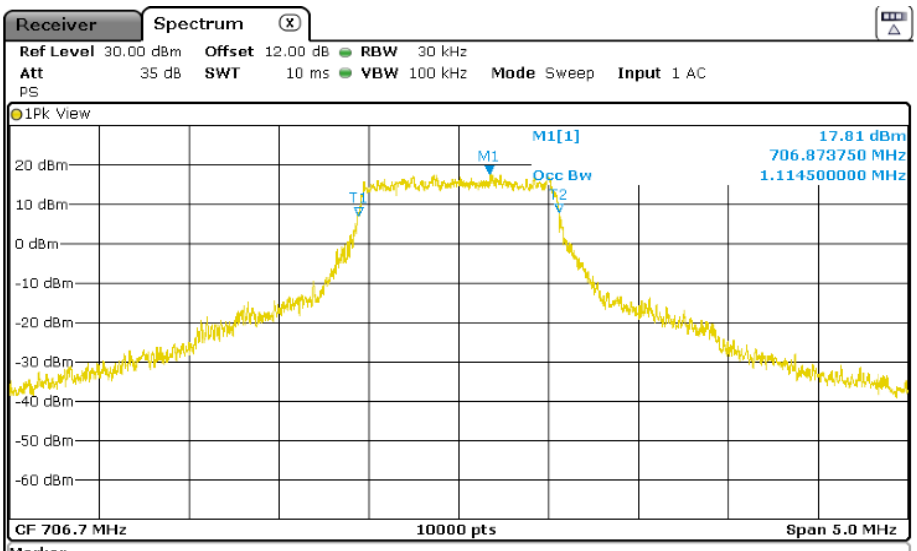

Lowest Channel -26dBc Bandwidth

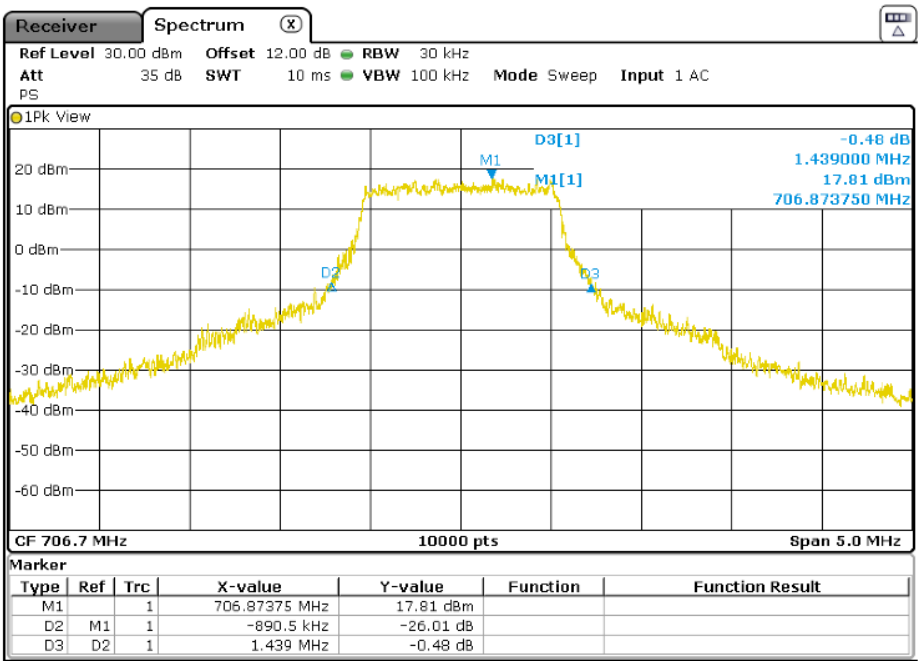

TEST RESULTS (Cont):	

Middle Channel 99% Occupied Bandwidth

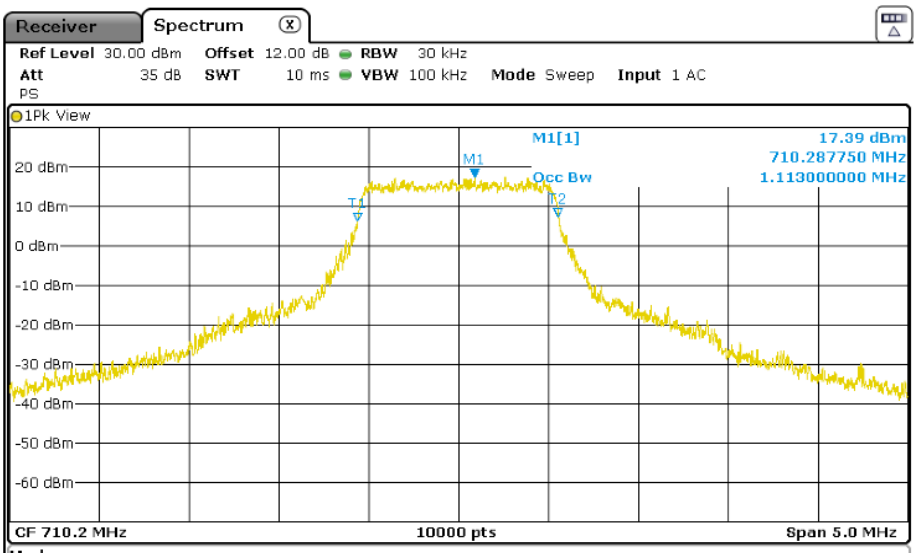

Marker

Type	Ref	Trc	X-value	Y-value	Function	Function Result
M1		1	710.28775 MHz	17.39 dBm		
T1		1	709.63975 MHz	6.36 dBm	Occ Bw	1.113 MHz
T2		1	710.75275 MHz	7.43 dBm		

Middle Channel -26dBc Bandwidth

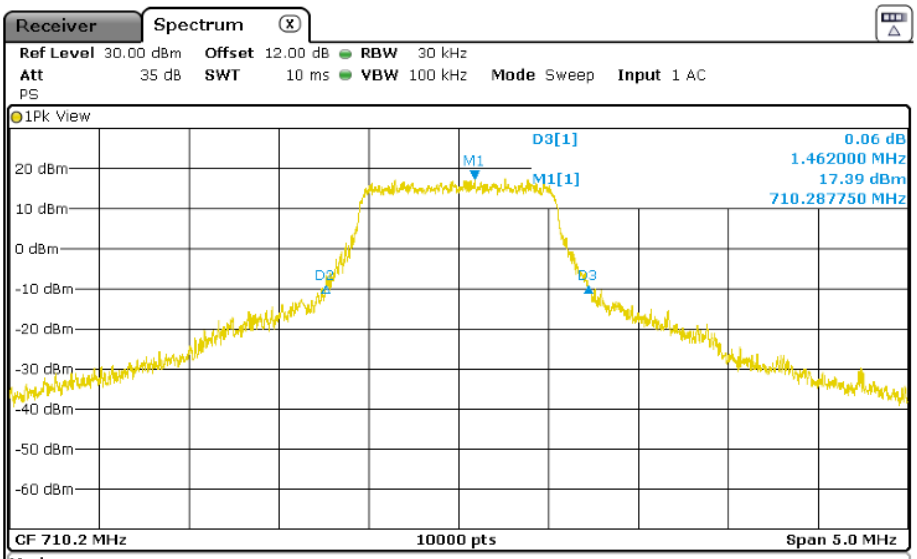

Marker

Type	Ref	Trc	X-value	Y-value	Function	Function Result
M1		1	710.28775 MHz	17.39 dBm		
D2	M1	1	-831.0 kHz	-26.51 dB		
D3	D2	1	1.462 MHz	0.06 dB		

TEST RESULTS (Cont):	

Highest Channel 99% Occupied Bandwidth

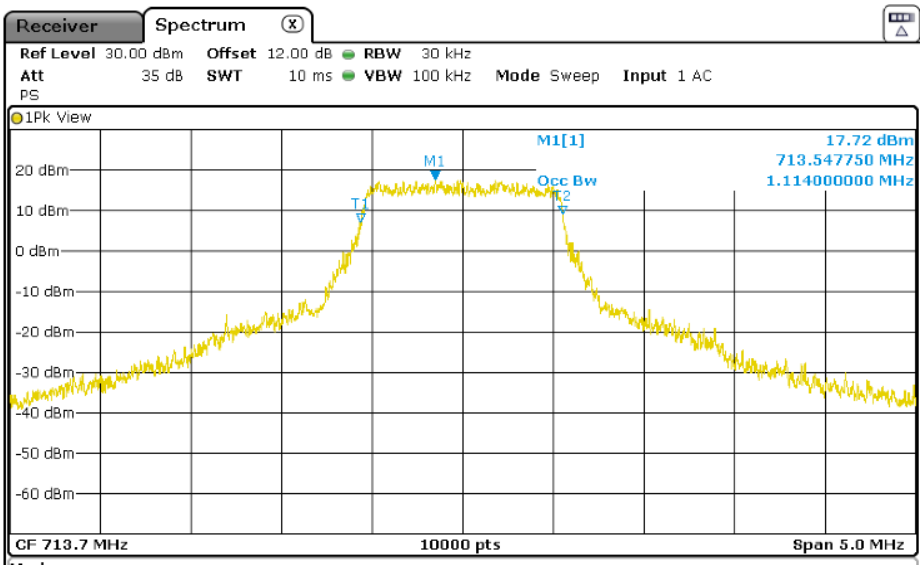

Marker

Type	Ref	Trc	X-value	Y-value	Function	Function Result
M1		1	713.54775 MHz	17.72 dBm		
T1		1	713.13625 MHz	7.18 dBm	Occ Bw	1.114 MHz
T2		1	714.25025 MHz	9.03 dBm		

Highest Channel -26dBc Bandwidth

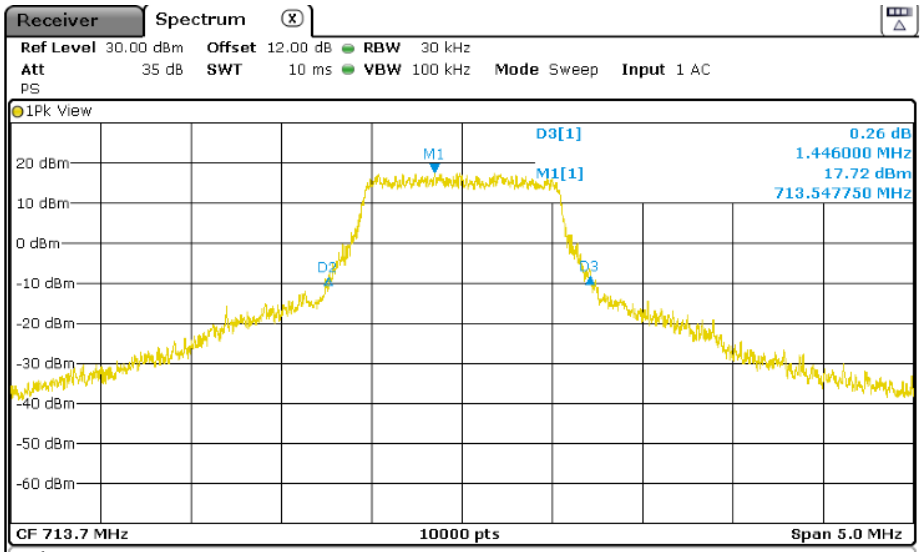

Marker

Type	Ref	Trc	X-value	Y-value	Function	Function Result
M1		1	713.54775 MHz	17.72 dBm		
D2	M1	1	-586.0 kHz	-26.31 dB		
D3	D2	1	1.446 MHz	0.26 dB		

TESTED SAMPLES:	S/01
TESTED CONDITIONS MODES:	TC#03 (Band 13)
TEST RESULTS:	PASS

LTE QPSK MODULATION. BW = 5 MHz

Channel	Lowest	Middle	Highest
99% Occupied bandwidth (MHz)	1.11	1.11	1.11
-26 dBc bandwidth (MHz)	1.46	1.45	1.45

LTE 16QAM MODULATION. BW = 5 MHz

Channel	Lowest	Middle	Highest
99% Occupied bandwidth (MHz)	1.11	1.11	1.11
-26 dBc bandwidth (MHz)	1.43	1.42	1.44

LTE QPSK MODULATION. BW = 10 MHz

Channel	Middle
99% Occupied bandwidth (MHz)	1.11
-26 dBc bandwidth (MHz)	1.39

LTE 16QAM MODULATION. BW = 10 MHz

Channel	Middle
99% Occupied bandwidth (MHz)	1.11
-26 dBc bandwidth (MHz)	1.47

TEST RESULTS (Cont):	

LTE QPSK MODULATION. BW = 5 MHz

Lowest Channel 99% Occupied Bandwidth

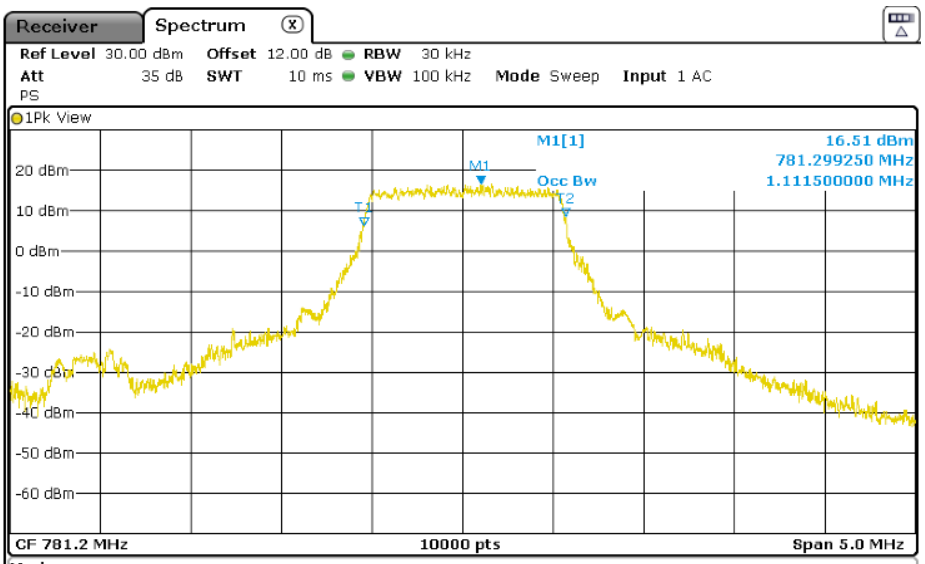

Marker

Type	Ref	Trc	X-value	Y-value	Function	Function Result
M1		1	781.29925 MHz	16.51 dBm		
T1		1	780.65675 MHz	6.26 dBm	Occ Bw	1.1115 MHz
T2		1	781.76825 MHz	8.51 dBm		

Lowest Channel -26dBc Bandwidth

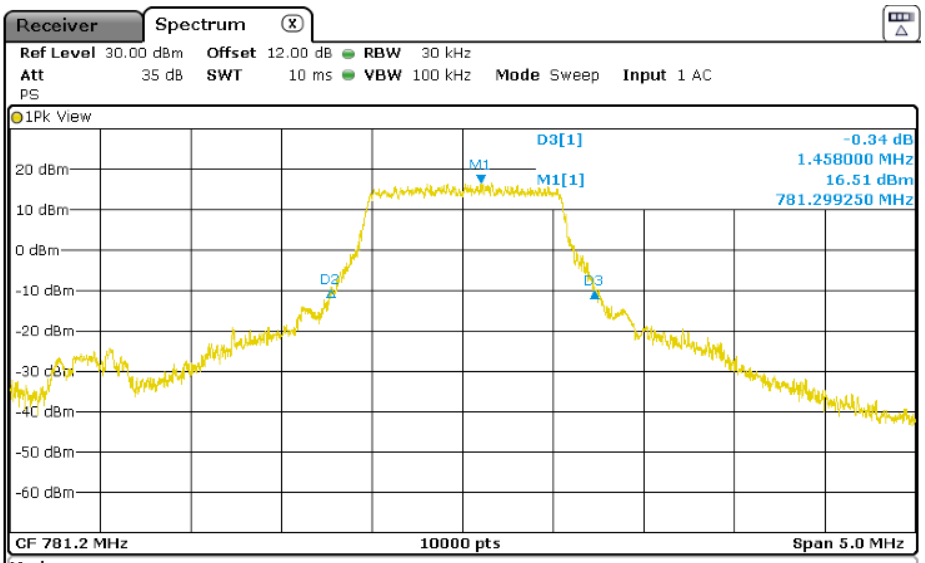

Marker

Type	Ref	Trc	X-value	Y-value	Function	Function Result
M1		1	781.29925 MHz	16.51 dBm		
D2	M1	1	-826.5 kHz	-26.15 dB		
D3	D2	1	1.458 MHz	-0.34 dB		

TEST RESULTS (Cont):	

Middle Channel 99% Occupied Bandwidth

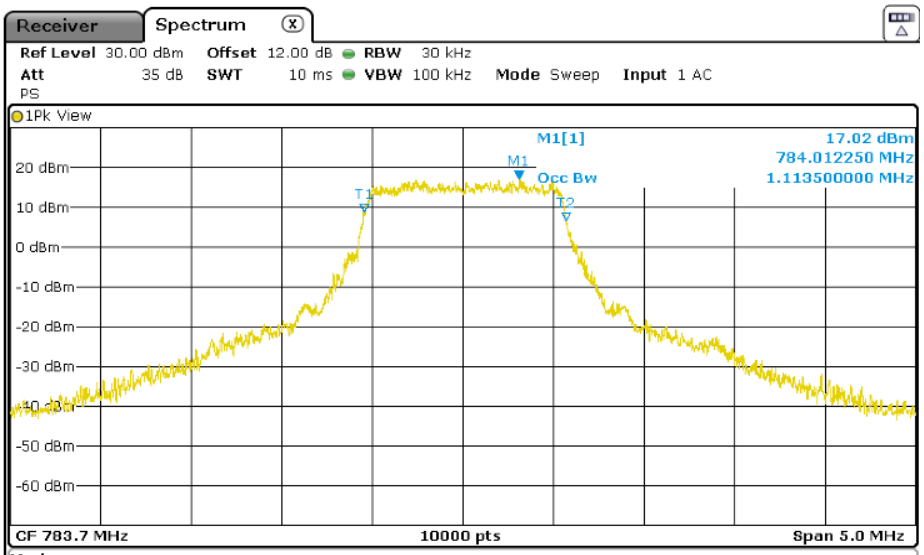

Marker

Type	Ref	Trc	X-value	Y-value	Function	Function Result
M1		1	784.01225 MHz	17.02 dBm		
T1		1	783.15325 MHz	8.85 dBm	Occ Bw	1.1135 MHz
T2		1	784.26675 MHz	6.65 dBm		

Middle Channel -26dBc Bandwidth

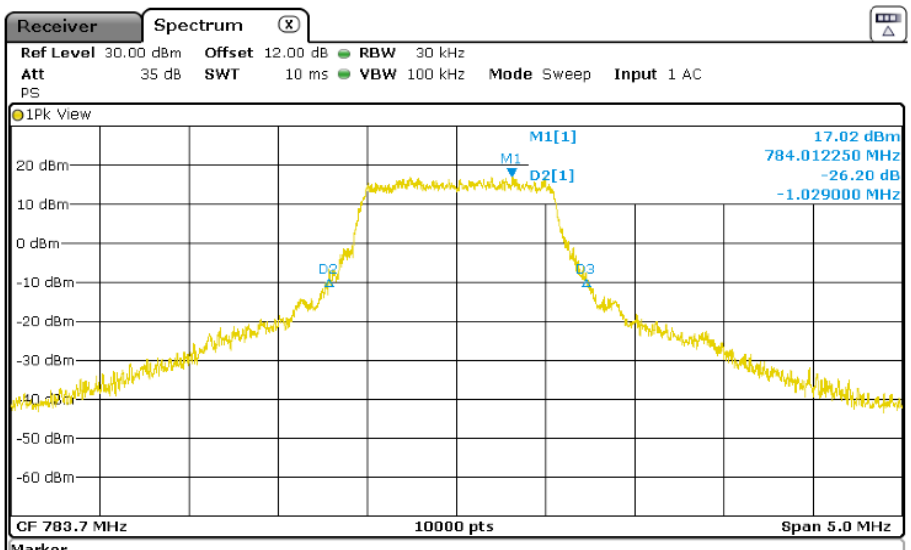

Marker

Type	Ref	Trc	X-value	Y-value	Function	Function Result
M1		1	784.01225 MHz	17.02 dBm		
D2	M1	1	-1.029 MHz	-26.20 dB		
D3	D2	1	1.445 MHz	0.13 dB		

TEST RESULTS (Cont):	

Highest Channel 99% Occupied Bandwidth

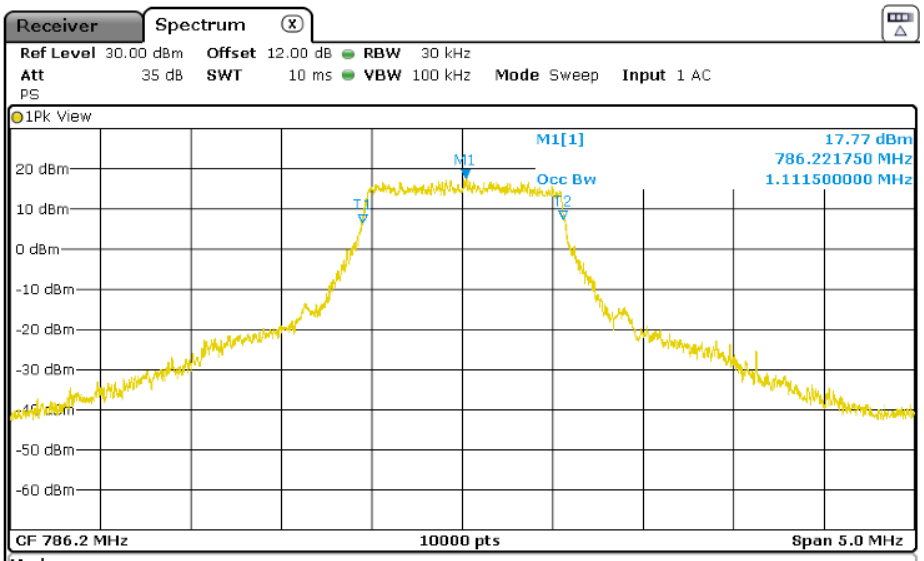

Marker

Type	Ref	Trc	X-value	Y-value	Function	Function Result
M1		1	786.22175 MHz	17.77 dBm		
T1		1	785.64775 MHz	6.55 dBm	Occ Bw	1.1115 MHz
T2		1	786.75925 MHz	7.33 dBm		

Highest Channel -26dBc Bandwidth

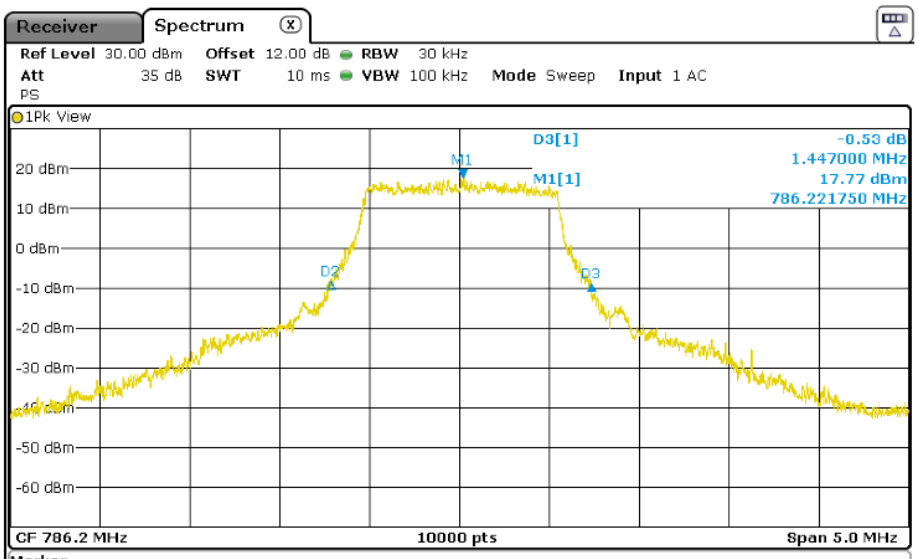

Marker

Type	Ref	Trc	X-value	Y-value	Function	Function Result
M1		1	786.22175 MHz	17.77 dBm		
D2	M1	1	-736.5 kHz	-26.10 dB		
D3	D2	1	1.447 MHz	-0.53 dB		

TEST RESULTS (Cont):	

LTE 16QAM MODULATION. BW = 5 MHz

Lowest Channel 99% Occupied Bandwidth

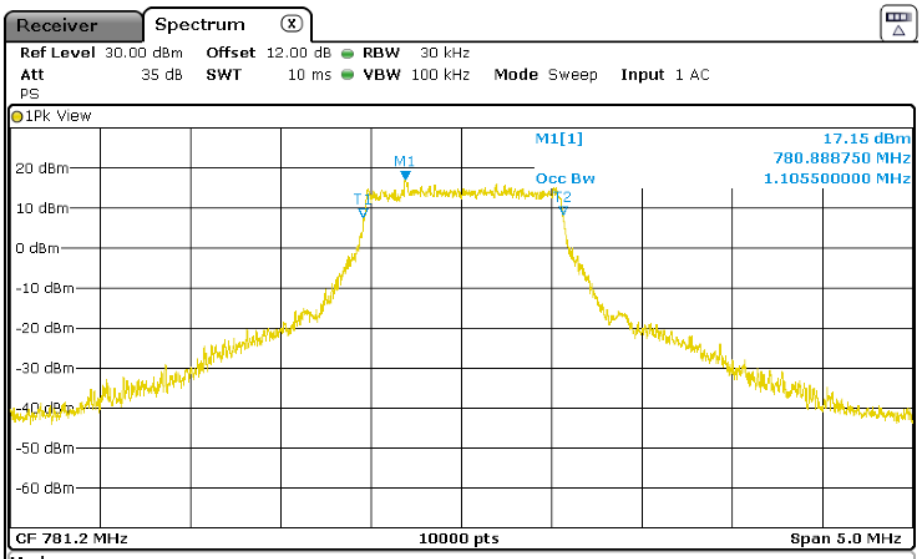

Marker

Type	Ref	Trc	X-value	Y-value	Function	Function Result
M1		1	780.88875 MHz	17.15 dBm		
T1		1	780.65875 MHz	7.81 dBm	Occ Bw	1.1055 MHz
T2		1	781.76425 MHz	8.22 dBm		

Lowest Channel -26dBc Bandwidth

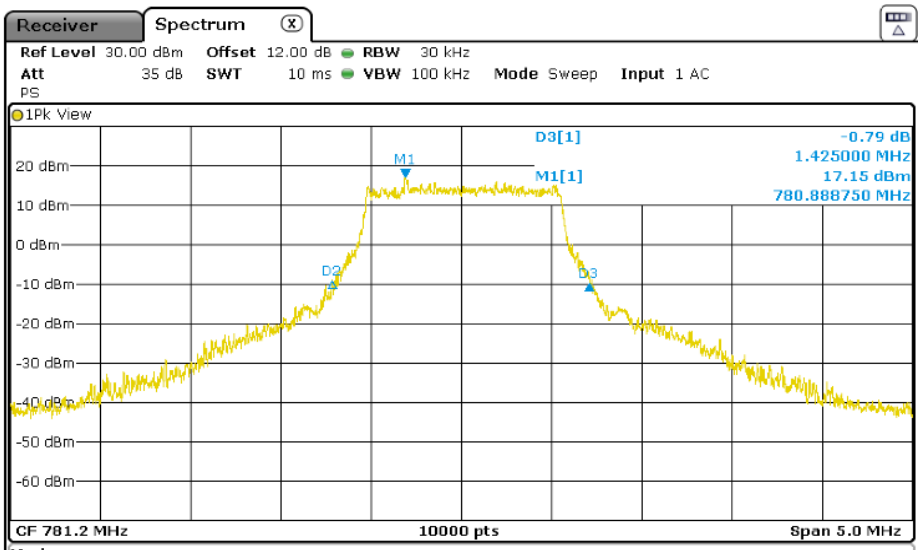

Marker

Type	Ref	Trc	X-value	Y-value	Function	Function Result
M1		1	780.88875 MHz	17.15 dBm		
D2	M1	1	-405.0 kHz	-26.15 dB		
D3	D2	1	1.425 MHz	-0.79 dB		

TEST RESULTS (Cont):	

Middle Channel 99% Occupied Bandwidth

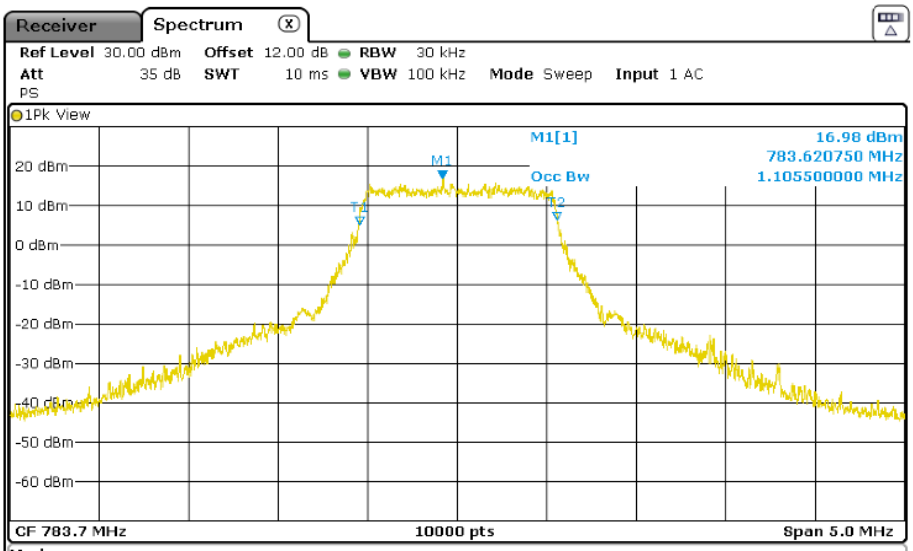

Marker

Type	Ref	Trc	X-value	Y-value	Function	Function Result
M1		1	783.62075 MHz	16.98 dBm		
T1		1	783.15275 MHz	5.13 dBm	Occ Bw	1.1055 MHz
T2		1	784.25825 MHz	6.15 dBm		

Middle Channel -26dBc Bandwidth

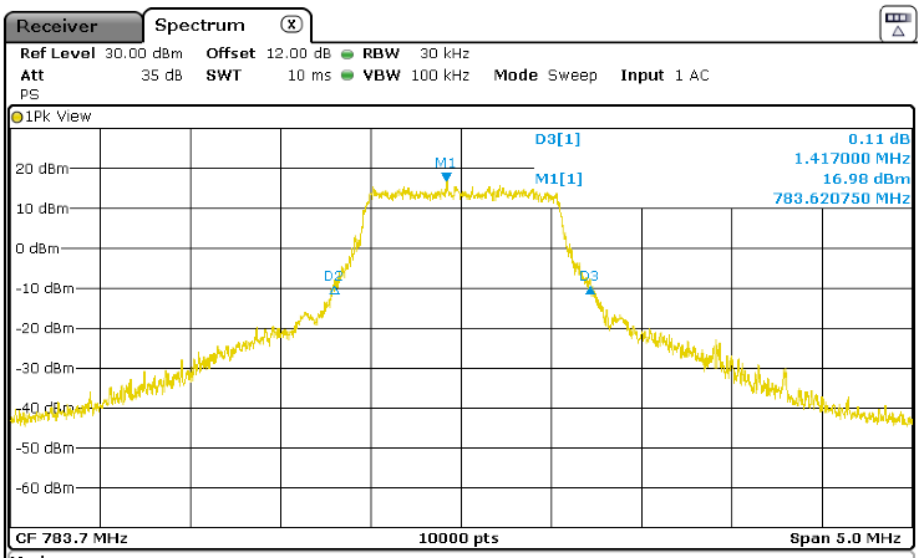

Marker

Type	Ref	Trc	X-value	Y-value	Function	Function Result
M1		1	783.62075 MHz	16.98 dBm		
D2	M1	1	-623.5 kHz	-26.53 dB		
D3	D2	1	1.417 MHz	0.11 dB		

TEST RESULTS (Cont):	

Highest Channel 99% Occupied Bandwidth

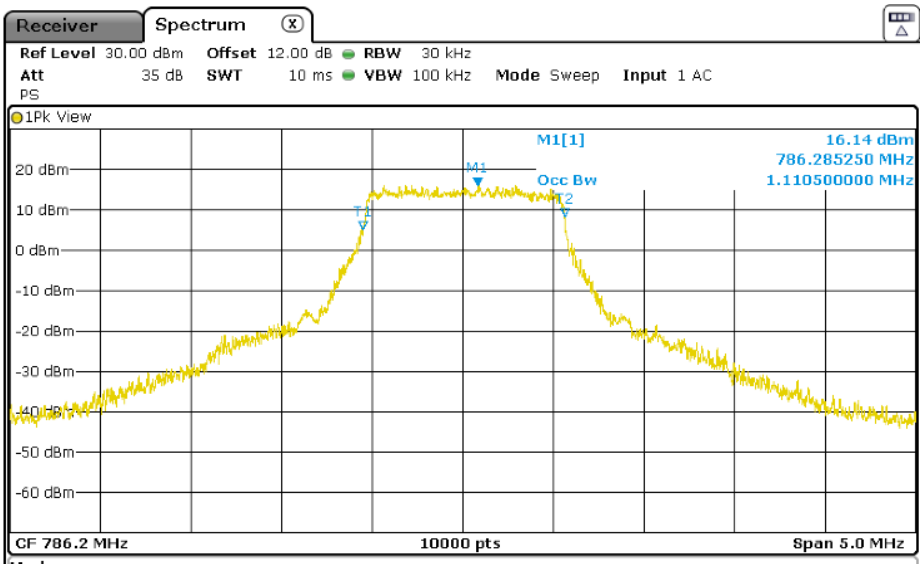

Marker

Type	Ref	Trc	X-value	Y-value	Function	Function Result
M1		1	786.28525 MHz	16.14 dBm		
T1		1	785.64975 MHz	5.01 dBm	Occ Bw	1.1105 MHz
T2		1	786.76025 MHz	8.33 dBm		

Highest Channel -26dBc Bandwidth

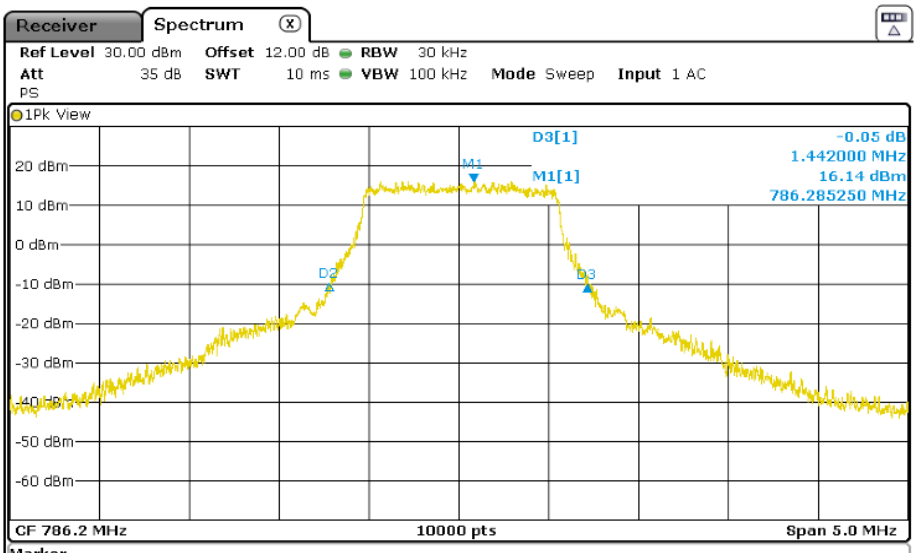

Marker

Type	Ref	Trc	X-value	Y-value	Function	Function Result
M1		1	786.28525 MHz	16.14 dBm		
D2	M1	1	-809.0 kHz	-26.00 dB		
D3	D2	1	1.442 MHz	-0.05 dB		

TEST RESULTS (Cont):	

LTE QPSK MODULATION. BW = 10 MHz

Middle Channel 99% Occupied Bandwidth

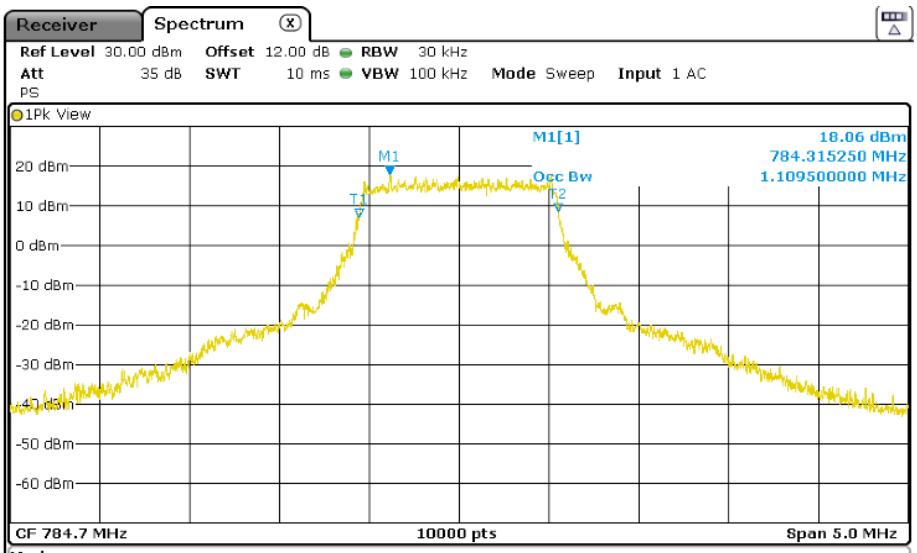

Marker

Type	Ref	Trc	X-value	Y-value	Function	Function Result
M1		1	784.31525 MHz	18.06 dBm		
T1		1	784.14225 MHz	7.01 dBm	Occ Bw	1.1095 MHz
T2		1	785.25175 MHz	8.53 dBm		

Middle Channel -26dBc Bandwidth

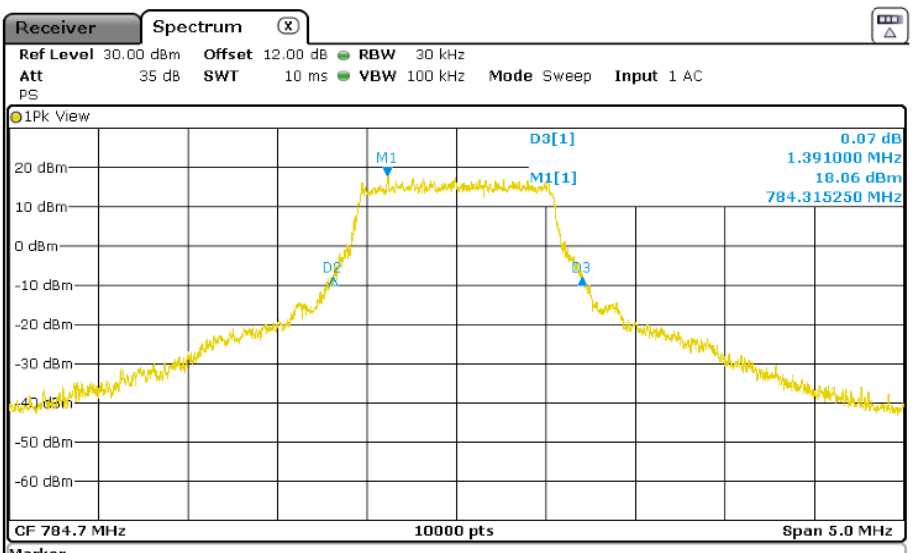

Marker

Type	Ref	Trc	X-value	Y-value	Function	Function Result
M1		1	784.31525 MHz	18.06 dBm		
D2	M1	1	-305.0 kHz	-26.13 dB		
D3	D2	1	1.391 MHz	0.07 dB		

TEST RESULTS (Cont):	

LTE 16QAM MODULATION. BW = 10 MHz

Middle Channel 99% Occupied Bandwidth

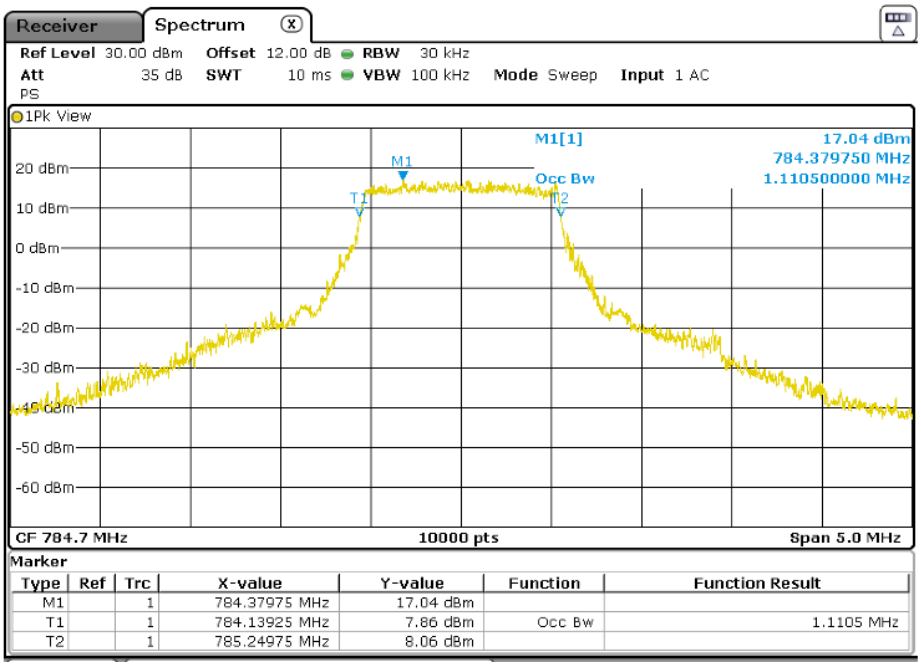
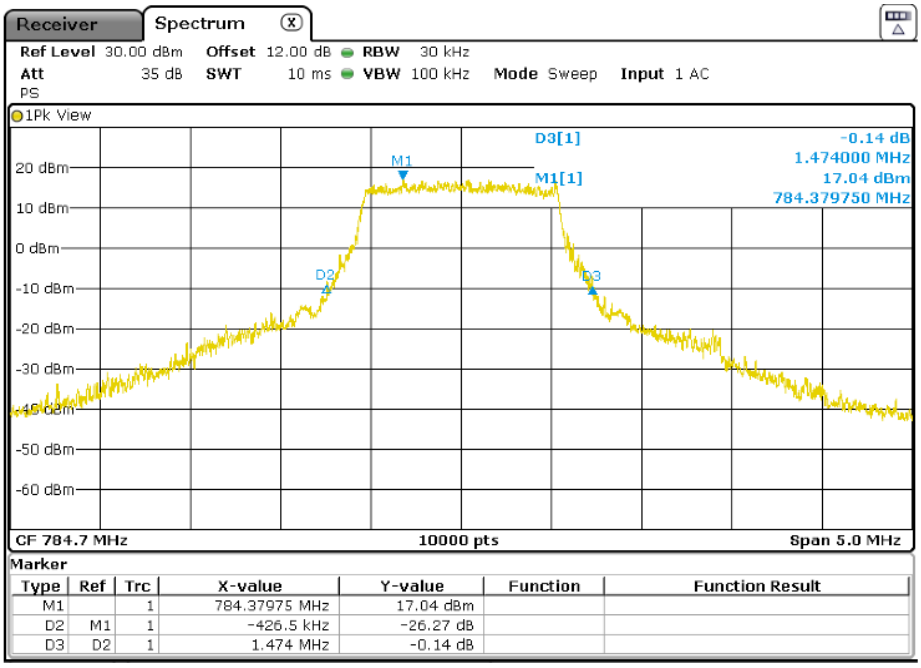
Middle Channel -26dBc Bandwidth