Connecting to the Internet

The Tablet utilizes WiFi 802.11 networks to connect to the internet.
(WiFi distance can be affected by your surrounding environment and a WiFi router.)

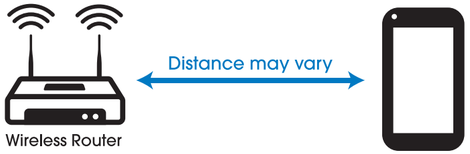

In order to connect to the internet, you will need the following:

- A wireless router or an access point with a broadband internet connection.
- The name of your network (SSID), as well as the password or other credentials, if your network is secure.

(NOTE: You may encounter open WiFi networks, or "hot spots." These networks are usually configured so that you can simply connect to them without needing to know its settings. The tablet will obtain information from the router automatically.)

The wireless router must support WiFi 802.11b/g connections. If the router supports 802.11n, make sure that it has been configured to accept 802.00b/g connections as well. (Note: A minimum connection speed of 64 Kbps is recommended. Faster speeds will provide for a better internet experience.)

Apps that come with your Tablet

The Launcher Tab is a convenient way to access all of your applications (apps). After tapping the icon, the screen will open to the Launcher Tab page. At the top, you will find options to see all apps (applications) or widgets.

What are Widgets?

Widgets are mini apps that run on your Home screen. Your tablet comes with several by default, including a calendar and a clock, and you can download more.

Google Play Store

Google Play™ is music, books, magazines, movies, TV shows, and apps, available anywhere you go.

CloudLink

CloudLink increases the content and capability of Android devices by offering the best-in-class line up of productivity Apps.

PlayKids

PlayKids offers some of the best educational games and popular TV shows for kids and toddlers in just one app!

Maxthon

Maxthon Internet Browser software is a powerful tabbed browser with a highly customizable interface.

Accuweather

AccuWeather provides hourly and Minute by Minute™ forecasts with Superior Accuracy™ for nearly 3 million locations worldwide, with customized content and engaging video presentations.

Getting More Apps

What you'll need:

1) A wireless internet connection.
2) An active account with Google Play or similar App distribution service.

Installing Apps from Google Play

Click on the Google Play Icon.

It will take you online to the Google Play Store.

Shop the Google Play Store.

You can peruse the various subjects like "Games" or "Productivity", or Search for a specific App you're interested in.

INSTALL

Tap "Install"

If this is a paid application, you'll be asked a set of verification questions before the App begins to download. The App will download to your Launcher.

Tap on the App to Use.

Using Email

Gmail Users

If you have a Gmail Account, we recommend using the Gmail App.

Yahoo and others

Using the Email App may yield better results.

What you'll need:

1) Your email address and password.
2) Internet access.

What you'll do:

1) Insure that you are online.
2) Tap on either the Gmail or Email icons, depending on your use.
3) Follow the on-screen instructions to set up your email.

Customer Service:
(800) 880-1227
Hours: 8:30am to 5:30pm, PST M-F

Remember to register your Tablet at:
www.tmaxdigital.com
for the latest updates!

Compliance Information

RF EXPOSURE INFORMATION (FCC SAR)

DEVICE MEETS THE GOVERNMENT'S REQUIREMENTS FOR EXPOSURE TO RADIO WAVES.
This device is designed and manufactured not to exceed the emission limits for exposure to radio frequency (RF) energy set by the Federal Commu-nications Commission of the U.S. Government. The exposure standard for wireless mobile devices employs a unit of measurement known as the Specific Absorption Rate, or SAR. The SAR limit set by the FCC is 1.6W/kg. Tests for SAR are conducted using standard operating positions accepted by the FCC with the device transmitting at its highest certified power level in all tested frequency bands. Although the SAR is determined at the highest certified power level, the actual SAR level of the device while operating can be well below the maximum value. This is because the device is designed to operate at multiple power levels so as to use only the poser required to reach the network. In general, the closer you are to a wireless base station antenna, the lower the power output. The highest SAR value for the device as reported to the FCC when tested for use when worn on the body, as described in this user guide, is 0.641 W/kg.
While there may be differences between
the SAR levels of various devices and at various positions, they all meet the government require-ment. The FCC has granted an Equipment Autho-rization for this device with all reported SAR levels evaluated as in compliance with the FCC RF exposure guidelines. SARinformation on this device is on file with the FCC and can be found under the Display Grant section of www.fcc.gov/oet/ea/fccid/ after searching on FCC ID: 2AAP6M7056.

Settings: Date, Time

Tap on the Settings Icon

This will take you to the Setting page, where all adjustments for the tablet can be made.

1) Scroll to 'Date & Time' under 'System', and select.



2) If you would like your Network to automatically set the date/time, tap on the corresponding box, and a checkmark will appear. Date and time will automatically be set. If not, leave the checkbox empty, and you will be able to enter this information manually.



3) You can also select your time zone, 12-hour (1-12 AM/PM) or 24-hour format (01:00 - 24:00), and a date format.

Using the Cameras

Tap on the Camera Icon

This will take you into Camera mode. You'll be able to take "selfies" or use like a regular camera or video recorder.

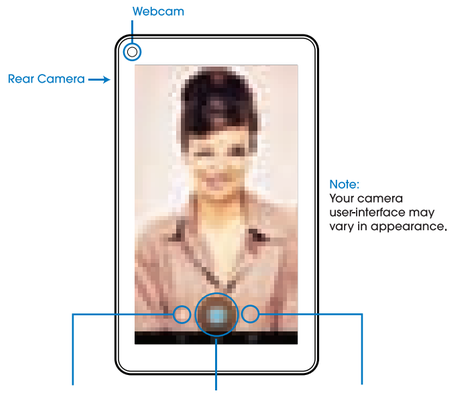

Using Micro USB

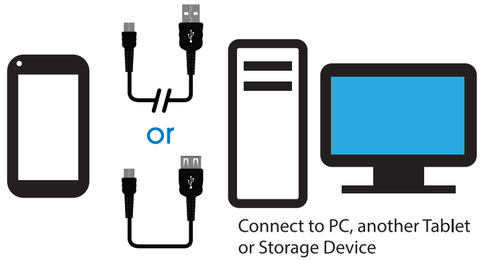

Compliance Information

FCC NOTICE
The following statement applies to all products that have received FCC approval. Applicable products wear the FCC logo, and /or an FCC ID in the format FCC ID:**2AAP6M7056** on the product label. This mobile device complies with part 15 of the FCC Rules. Operation is subject to the following two conditions: This mobile device may not cause harmful interference, and this mobile device must accept any interference received, including interference that may cause undesired operation. This mobile device has been tested and found to comply with the limits for a Class B digital device, pursuant to Part 15 of the FCC Rules. These limits are designed to provide reasonable protection against harmful interference in a residential installation. This equipment generates, uses and can radiate radio frequency energy and , if not installed and used in accordance with the instructions, may cause harmful interference to radio or television reception, which can be determined by turning the equipment off and on, the user is encouraged to try to correct the interference by one or more of the following measures:
- Reorient or relocate the receiving antenna.
- Increase the separation between the equipment and receiver.
- Connect the equipment into an outlet on a circuit different from that to which the receiver is connected.
- Consult the dealer or an experienced radio/TV technician for help.

Changes or modifications not expressly approved by the party responsible for compliance could void the user's authority to operate the equipment. The antenna(s) used for this transmitter must not be co-located or operating in conjunction with any other antenna or transmitter.

Warning Statement
Operation is subject to the following two conditions: this device may not cause interference, and this device must accept any interference, including interference that may cause undesired operation of the device.

IMPORTANT NOTICE: IC Radiation Exposure Statement
This equipment should be installed and operated with minimum distance 0.0cm between the radiator and your body. This device and its antenna(s) must not be co-located or operating in conjunction with any other antenna or transmitter.

One Year Limited Warranty

TMAX Digital Inc. warrants this product against defects in material or workmanship for a period of one (1) year from the date of original purchase ("Limited Warranty period"), at its own option to either (a) repair your product with new or refurbished parts, or (b) replace it with a new or a refurbished product. TMAX Digital Inc. will incur no liability whatsoever to provide packaging for warranty items. Upon receipt of the warranty item, should it be determined that the packaging is insufficient, TMAX Digital Inc may at its discretion, void the warranty. The consumer is responsible for the transportation cost to TMAX Digital Inc. A nominal handling fee does apply. You must receive a return authorization number before sending a unit in for service.

TO OBTAIN WARRANTY SERVICE
Should it be necessary to contact Customer Support, call (800) 880-1227 or email cs@tmaxdigital.com. You will be instructed on how your claim will be processed. Have pertinent information available including proof of purchase and an understanding of the issue.

You must retain the original bill of sale to provide proof of purchase. Contact customer support by phone or email to assess the problem. No service or shipment will be accepted unless RMA # is provided to you and attached or printed to the shipping carton along with a copy of the bill of sale.

CUSTOMER DATA
Customer shall be solely responsible for maintaining backup data necessary to replace Customer data lost or damaged from any cause.

This warranty is effective only if the product was purchased through an Authorized Retail Seller and the unit is operated in North America. You are responsible for all tariffs and taxes imposed to ship or receive warranty or replacement units to and from the U.S. Warranty extends only to defects in materials or workmanship and does not extend to any other products that have been lost, discarded or damaged by misuse, accident, neglect, acts of God, such as lightning, improper installation, improper maintenance or modification. The Limited Warranty ALSO DOES NOT COVER damages of having been previously altered, modified, repaired or serviced by anyone other than the service facilities authorized by TMAX Digital Inc. to render such services. Warranty does not cover cosmetic damage or lost accessories.

This warranty gives you specific rights and these rights may vary from state to state. Some states do not allow limitation on how long the warranty lasts or exclusions or limitation of incidental or consequential damages, so the above may not apply to you.

TMAX DIGITAL Inc. reserves the rights to change the warranty from time to time without written notice to you.

DISCLAIMER OF WARRANTY
EXCEPT FOR THE FOREGOING WARRANTIES, TMAX DIGITAL INC. HEREBY DISCLAIMS AND EXCLUDES ALL OTHER WARRANTIES, EXPRESS OR IMPLIED, INCLUDING, BUT NOT LIMITED TO ANY AND/OR ALL IMPLIED WARRANTIES OF MERCHANTABILITY, FITNESS FOR A PARTICULAR PURPOSE AND/OR ANY WARRANTY WITH REGARDS TO ANY CLAIMS OF INFRINGEMENT.

LIMITATION OF LIABILITY
BOTH YOURS AND TMAX'S LIABILITY SHALL BE LIMITED TO THE PRICE PAID FOR PRODUCT. IN NO EVENT SHALL TMAX DIGITAL INC. BE LIABLE FOR ANY SPECIAL, INDIRECT, INCIDENTAL, OR CONSEQUENTIAL DAMAGES OF ANY KIND INCLUDING, BUT NOT LIMITED TO, COMPENSATION, REIMBURSEMENT OR DAMAGES ON ACCOUNT OF THE LOSS OF PRESENT OR PROSPECTIVE PROFITS OR FOR ANY OTHER REASON WHATSOEVER.

Contact TMAX Technical Support
Email: cs@tmaxdigital.com
Phone: (800) 880-1227
Hours: 8:30am to 5:30pm PST M-F