6.2. 6dB bandwidth & 99% Occupied Bandwidth

Reference standard:	FCC part 15 Radio part 15.247 RSS-247 & RSS-GEN
Test method:	ANSI C63.10

Test description: a) (2):

Systems using digital modulation techniques may operate in the 902-928 MHz, 2400-2483.5 MHz, and 5725-5850 MHz bands. The minimum 6 dB bandwidth shall be at least 500 kHz.

EUT is connected to the measuring receiver via 50Ω attenuator(s). Tests are done in max-hold mode in order to capture all channels..

The occupied bandwidth (OBW) is the Frequency Range in which 99 % of the total mean power of a given emission falls. The residual part of the total power being denoted as β, which, in cases of symmetrical spectra, splits up into β/2 on each side of the spectrum. Unless otherwise specified, β/2 is taken as 0,5 %.

The maximum occupied bandwidth includes all associated side bands above the appropriate emissions level and the frequency error or drift under extreme test conditions.

EUT is connected to the measuring receiver via 50Ω attenuator(s).

TESTED PARAMETER	RESULT	SEVERITY	RESULT TAB.	VERDICT
6 dB bandwidth / Wi-Fi 2.4 GHz (b) / Low channel	9058.70 kHz	≥ 500 kHz	EMI6001	**PASS**
6 dB bandwidth / Wi-Fi 2.4 GHz (b) / Mid channel	9061.50 kHz		EMI6002	**PASS**
6 dB bandwidth / Wi-Fi 2.4 GHz (b) / High channel	9070.60 kHz		EMI6003	**PASS**
6 dB bandwidth / Wi-Fi 2.4 GHz (gn) / Low channel	16468.90 kHz		EMI6004	**PASS**
6 dB bandwidth / Wi-Fi 2.4 GHz (gn) / Mid channel	16464.50 kHz		EMI6005	**PASS**
6 dB bandwidth / Wi-Fi 2.4 GHz (gn) / High channel	16507.00 kHz		EMI6006	**PASS**
99% OBW / Wi-Fi 2.4 GHz (b) / Low channel	11815.21 kHz	Within the band	EMI6007	**PASS**
99% OBW / Wi-Fi 2.4 GHz (b) / Mid channel	11839.27 kHz		EMI6008	**PASS**
99% OBW / Wi-Fi 2.4 GHz (b) / High channel	11769.26 kHz		EMI6009	**PASS**
99% OBW / Wi-Fi 2.4 GHz (gn) / Low channel	17213.43 kHz		EMI6010	**PASS**
99% OBW / Wi-Fi 2.4 GHz (gn) / Mid channel	17136.75 kHz		EMI6011	**PASS**
99% OBW / Wi-Fi 2.4 GHz (gn) / High channel	17495.69 kHz		EMI6012	**PASS**

LABORATORY PARAMETERS:	REQUIRED PRIOR TO THE TEST	DURING THE TEST
Ambient Temperature	15 to 35 °C	*See Graph(es)*
Relative Humidity	20 to 75 %	*See Graph(es)*
Atmospheric pressure	N/A	*See Graph(es)*
Test method deviation: N/A		
Supplementary information: N/A		

TEST EQUIPMENT USED					
CATEGORY	BRAND	TYPE	IDENTIFIER	CAL. DATE	CAL. DUE
Attenuator	Techniwave	TWSMA-10dB-18G-SMA	14673	30/01/2023	30/03/2026
Attenuator	Techniwave	TWSMA-20dB-18G-SMA	14679	07/03/2023	07/05/2026
Cable	Radiall	SMA-1m	16563	16/08/2023	16/10/2025
Spectrum analyzer	Rohde & Schwarz	FSW43	14830(1)	31/08/2022	31/04/2025
Thermo-Hygromètre	Testo	608-H1	19386	08/03/2024	08/05/2026
Thermohygrometer	Bioblock Scientific	Météostar	0963	25/09/2023	25/11/2025

BAT-EMC software version: V3.18.0.26 Blank cells = Permanent validity

(1) Under derogation EQSDER000S4100139

6dB BANDWIDTH & 99% OCCUPIED BANDWIDTH - GRAPH			
6 dB BANDWIDTH / WI-FI 2.4 GHZ (B) / LOW CHANNEL		EMI6001	
EUT mode:	Tx mode	**T (°C):**	20.6
Test Date:	20/02/2025	**H (%):**	41.6
Test Operator:	MPA	**P (hPa):**	1027

FREQUENCIES	RBW	VBW	DETECTOR
2412 MHz	100 kHz	300 kHz	Peak
Configuration:	N/A		
Comments:	The 6 dB bandwidth is 9058.70 kHz		
EUT modification(s): N/A			

6dB BANDWIDTH & 99% OCCUPIED BANDWIDTH - GRAPH			
6 dB BANDWIDTH / WI-FI 2.4 GHZ (B) / MID CHANNEL		EMI6002	
EUT mode:	Tx mode	**T (°C):**	20.6
Test Date:	20/02/2025	**H (%):**	41.6
Test Operator:	MPA	**P (hPa):**	1027

FREQUENCIES	RBW	VBW	DETECTOR
2437 MHz	100 kHz	300 kHz	Peak
Configuration:	N/A		
Comments:	The 6 dB bandwidth is 9061.50 kHz		
EUT modification(s): N/A			

6dB BANDWIDTH & 99% OCCUPIED BANDWIDTH - GRAPH			
6 dB BANDWIDTH / WI-FI 2.4 GHZ (B) / HIGH CHANNEL		EMI6003	
EUT mode:	Tx mode	**T (°C):**	20.6
Test Date:	20/02/2025	**H (%):**	41.6
Test Operator:	MPA	**P (hPa):**	1027

FREQUENCIES	RBW	VBW	DETECTOR
2462 MHz	100 kHz	300 kHz	Peak
Configuration:	N/A		
Comments:	The 6 dB bandwidth is 9070.60 kHz		
EUT modification(s): N/A			

6dB BANDWIDTH & 99% OCCUPIED BANDWIDTH - GRAPH			
6 dB BANDWIDTH / WI-FI 2.4 GHZ (GN) / LOW CHANNEL		EMI6004	
EUT mode:	Tx mode	**T (°C):**	20.6
Test Date:	20/02/2025	**H (%):**	41.6
Test Operator:	MPA	**P (hPa):**	1027

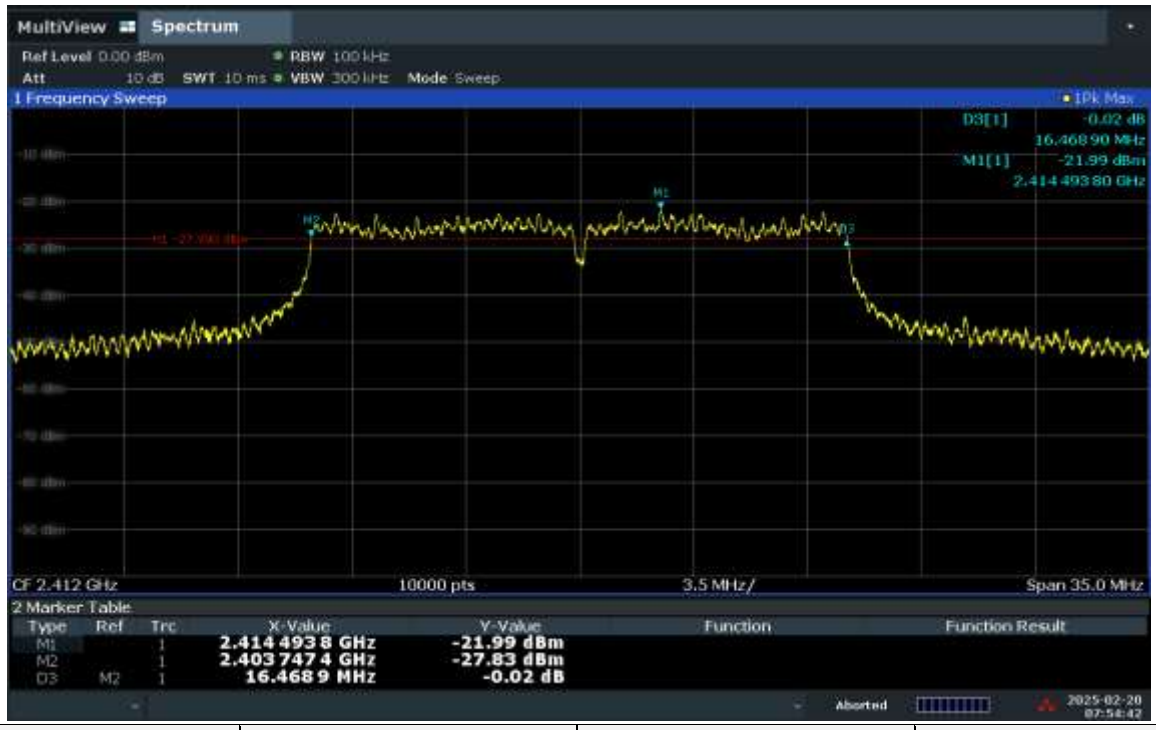

FREQUENCIES	RBW	VBW	DETECTOR
2412 MHz	100 kHz	300 kHz	Peak
Configuration:	N/A		
Comments:	The 6 dB bandwidth is 16468.90 kHz		
EUT modification(s): N/A			

6dB BANDWIDTH & 99% OCCUPIED BANDWIDTH - GRAPH			
6 dB BANDWIDTH / WI-FI 2.4 GHZ (GN) / MID CHANNEL		EMI6005	
EUT mode:	Tx mode	**T (°C):**	20.6
Test Date:	20/02/2025	**H (%):**	41.6
Test Operator:	MPA	**P (hPa):**	1027

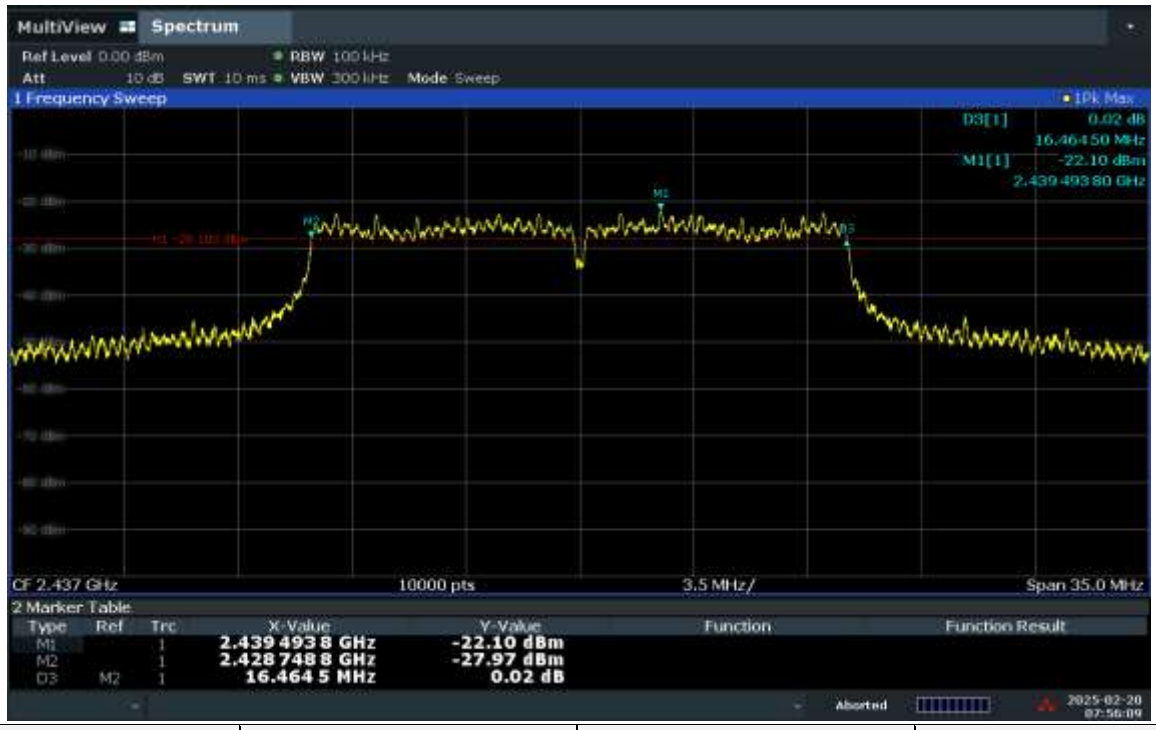

FREQUENCIES	RBW	VBW	DETECTOR
2437 MHz	100 kHz	300 kHz	Peak
Configuration:	N/A		
Comments:	The 6 dB bandwidth is 16464.50 kHz		
EUT modification(s): N/A			

6dB BANDWIDTH & 99% OCCUPIED BANDWIDTH - GRAPH			
6 dB BANDWIDTH / WI-FI 2.4 GHZ (GN) / HIGH CHANNEL		EMI6006	
EUT mode:	Tx mode	**T (°C):**	20.6
Test Date:	20/02/2025	**H (%):**	41.6
Test Operator:	MPA	**P (hPa):**	1027

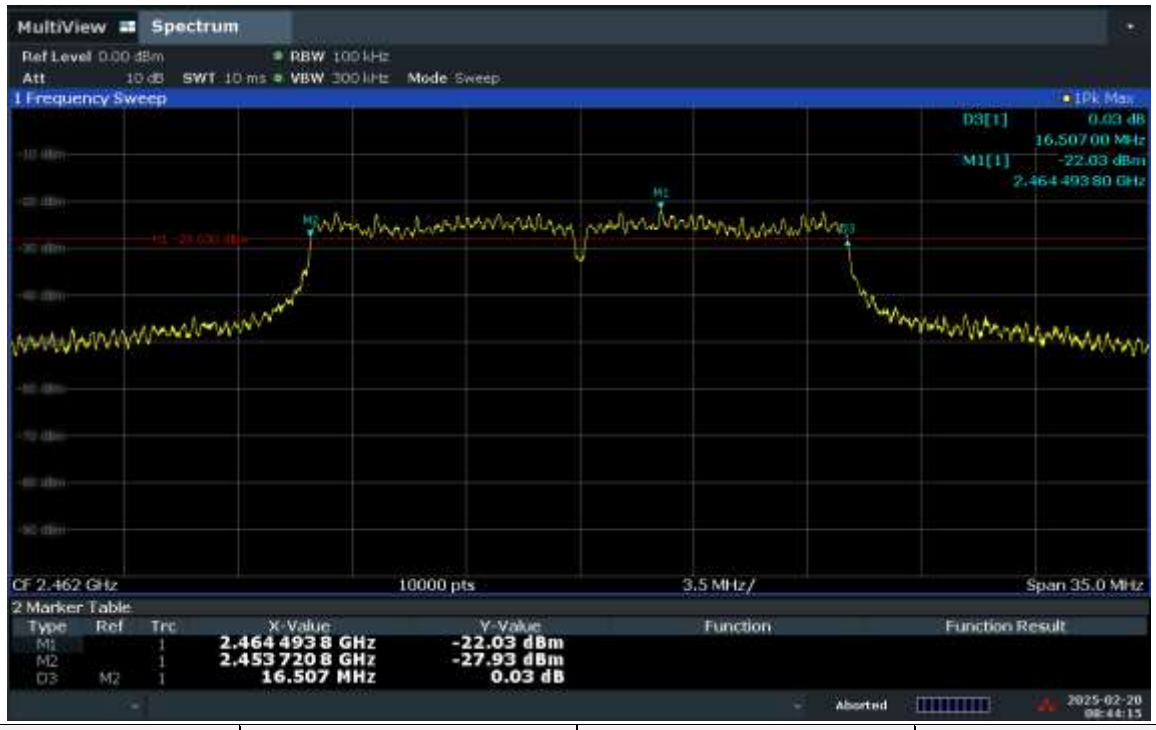

FREQUENCIES	RBW	VBW	DETECTOR
2462 MHz	100 kHz	300 kHz	Peak
Configuration:	N/A		
Comments:	The 6 dB bandwidth is 16507.00 kHz		
EUT modification(s): N/A			

6dB BANDWIDTH & 99% OCCUPIED BANDWIDTH - GRAPH			
99% OBW / WI-FI 2.4 GHZ (B) / LOW CHANNEL		EMI6007	
EUT mode:	Tx mode	**T (°C):**	20.6
Test Date:	13/02/2025	**H (%):**	41.6
Test Operator:	MPA	**P (hPa):**	1027

FREQUENCIES	RBW	VBW	DETECTOR
2412 MHz	200 kHz	500 kHz	RMS
Configuration:	N/A		
Comments:	The 99% occupied bandwidth is 11815.21 kHz. The carrier modulation is contained within the operating band.		
EUT modification(s): N/A			

6dB BANDWIDTH & 99% OCCUPIED BANDWIDTH - GRAPH			
99% OBW / WI-FI 2.4 GHZ (B) / MID CHANNEL		EMI6008	
EUT mode:	Tx mode	**T (°C):**	20.6
Test Date:	13/02/2025	**H (%):**	41.6
Test Operator:	MPA	**P (hPa):**	1027

FREQUENCIES	RBW	VBW	DETECTOR
2437 MHz	200 kHz	500 kHz	RMS
Configuration:	N/A		
Comments:	The 99% occupied bandwidth is 11839.27 kHz. The carrier modulation is contained within the operating band.		
EUT modification(s): N/A			

6dB BANDWIDTH & 99% OCCUPIED BANDWIDTH - GRAPH			
99% OBW / WI-FI 2.4 GHZ (B) / HIGH CHANNEL		EMI6009	
EUT mode:	Tx mode	**T (°C):**	20.6
Test Date:	13/02/2025	**H (%):**	41.6
Test Operator:	MPA	**P (hPa):**	1027

FREQUENCIES	RBW	VBW	DETECTOR
2462 MHz	200 kHz	500 kHz	RMS
Configuration:	N/A		
Comments:	The 99% occupied bandwidth is 11769.26 kHz. The carrier modulation is contained within the operating band.		
EUT modification(s): N/A			

6dB BANDWIDTH & 99% OCCUPIED BANDWIDTH - GRAPH			
99% OBW / WI-FI 2.4 GHZ (GN) / LOW CHANNEL		EMI6010	
EUT mode:	Tx mode	**T (°C):**	20.6
Test Date:	13/02/2025	**H (%):**	41.6
Test Operator:	MPA	**P (hPa):**	1027

FREQUENCIES	RBW	VBW	DETECTOR
2412 MHz	200 kHz	500 kHz	RMS
Configuration:	N/A		
Comments:	The 99% occupied bandwidth is 17213.43 kHz. The carrier modulation is contained within the operating band.		
EUT modification(s): N/A			

6dB BANDWIDTH & 99% OCCUPIED BANDWIDTH - GRAPH			
99% OBW / WI-FI 2.4 GHZ (GN) / MID CHANNEL		EMI6011	
EUT mode:	Tx mode	**T (°C):**	20.6
Test Date:	13/02/2025	**H (%):**	41.6
Test Operator:	MPA	**P (hPa):**	1027

FREQUENCIES	RBW	VBW	DETECTOR
2437 MHz	200 kHz	500 kHz	RMS
Configuration:	N/A		
Comments:	The 99% occupied bandwidth is 17136.75 kHz. The carrier modulation is contained within the operating band.		
EUT modification(s): N/A			

6dB BANDWIDTH & 99% OCCUPIED BANDWIDTH - GRAPH			
99% OBW / WI-FI 2.4 GHZ (GN) / HIGH CHANNEL		EMI6012	
EUT mode:	Tx mode	**T (°C):**	20.6
Test Date:	13/02/2025	**H (%):**	41.6
Test Operator:	MPA	**P (hPa):**	1027

FREQUENCIES	RBW	VBW	DETECTOR
2462 MHz	200 kHz	500 kHz	RMS
Configuration:	N/A		
Comments:	The 99% occupied bandwidth is 17495.69 kHz. The carrier modulation is contained within the operating band.		
EUT modification(s): N/A			

6.3. Maximum peak power of the intentional radiator

Reference standard:	FCC 47 CFR PART 15.247 RSS-247
Test method:	ANSI C63.10

Test description: b) (3)

For systems using digital modulation in the 902-928 MHz, 2400-2483.5 MHz, and 5725-5850 MHz bands: 1 Watt. As an alternative to a peak power measurement, compliance with the one Watt limit can be based on a measurement of the maximum conducted output power. Maximum Conducted Output Power is defined as the total transmit power delivered to all antennas and antenna elements averaged across all symbols in the signaling alphabet when the transmitter is operating at its maximum power control level. Power must be summed across all antennas and antenna elements. The average must not include any time intervals during which the transmitter is off or is transmitting at a reduced power level. If multiple modes of operation are possible (e.g., alternative modulation methods), the maximum conducted output power is the highest total transmit power occurring in any mode.

For EUT without dedicated or integral antenna, EUT is connected to the measuring receiver via 50Ω attenuator(s). Radiated power limit applies to the maximum measured conducted power value adjusted by the antenna gain and beamforming gain.

For EUT with integral or dedicated antenna, measurements are done on a normalized test site. EUT is set on an insulating support at 150 cm above the ground reference plane. Measurement is done on a normalized test site by the substitution method. The test antenna is oriented in the two polarizations (vertical and horizontal), and the product is rotated at 360° in the horizontal plane (See photo(s) for initial position of the EUT(0°)). If applicable the test antenna was raised and lowered through the specified range of height until a maximum signal level is detected.

For portable equipments:

- For frequencies < 1GHz a research of maximum level is done on 3 axes
- For frequencies > 1GHz styrofoam wedges, precut to the 30°, 60°, and 90° angles, are used to support the EUT in the 6 different orientations.

Only the highest levels are recorded.

TESTED CONFIGURATION	PARAMETER	SEVERITY	RESULT TAB.	VERDICT
RF output power / Wi-Fi 2.4 GHz (b) / Low channel / Position 1	2.362GHz-2.462GHz	1 W (30 dBm)	EMI4622	**PASS**
RF output power / Wi-Fi 2.4 GHz (b) / Low channel / Position 2			EMI4623	**PASS**
RF output power / Wi-Fi 2.4 GHz (b) / Low channel / Position 3			EMI4624	**PASS**
RF output power / Wi-Fi 2.4 GHz (b) / Low channel / Position 4			EMI4625	**PASS**
RF output power / Wi-Fi 2.4 GHz (b) / Low channel / Position 5			EMI4626	**PASS**
RF output power / Wi-Fi 2.4 GHz (b) / Low channel / Position 6			EMI4627	**PASS**
RF output power / Wi-Fi 2.4 GHz (b) / Mid channel / Position 1	2.387GHz-2.487GHz		EMI4629	**PASS**
RF output power / Wi-Fi 2.4 GHz (b) / Mid channel / Position 2			EMI4630	**PASS**
RF output power / Wi-Fi 2.4 GHz (b) / Mid channel / Position 3			EMI4631	**PASS**
RF output power / Wi-Fi 2.4 GHz (b) / Mid channel / Position 4			EMI4632	**PASS**

Tested Configuration	Parameter	Severity	Result Tab.	Verdict
RF output power / Wi-Fi 2.4 GHz (b) / Mid channel / Position 5			EMI4633	**PASS**
RF output power / Wi-Fi 2.4 GHz (b) / Mid channel / Position 6			EMI4634	**PASS**
RF output power / Wi-Fi 2.4 GHz (b) / High channel / Position 1	2.412GHz-2.512GHz		EMI4636	**PASS**
RF output power / Wi-Fi 2.4 GHz (b) / High channel / Position 2			EMI4637	**PASS**
RF output power / Wi-Fi 2.4 GHz (b) / High channel / Position 3			EMI4638	**PASS**
RF output power / Wi-Fi 2.4 GHz (b) / High channel / Position 4			EMI4639	**PASS**
RF output power / Wi-Fi 2.4 GHz (b) / High channel / Position 5			EMI4640	**PASS**
RF output power / Wi-Fi 2.4 GHz (b) / High channel / Position 6			EMI4641	**PASS**
RF output power / Wi-Fi 2.4 GHz (gn) / Low channel / Position 1	2.362GHz-2.462GHz		EMI4643	**PASS**
RF output power / Wi-Fi 2.4 GHz (gn) / Low channel / Position 2			EMI4644	**PASS**
RF output power / Wi-Fi 2.4 GHz (gn) / Low channel / Position 3			EMI4645	**PASS**
RF output power / Wi-Fi 2.4 GHz (gn) / Low channel / Position 4			EMI4646	**PASS**
RF output power / Wi-Fi 2.4 GHz (gn) / Low channel / Position 5			EMI4647	**PASS**
RF output power / Wi-Fi 2.4 GHz (gn) / Low channel / Position 6			EMI4648	**PASS**
RF output power / Wi-Fi 2.4 GHz (gn) / Mid channel / Position 1	2.387GHz-2.487GHz		EMI4650	**PASS**
RF output power / Wi-Fi 2.4 GHz (gn) / Mid channel / Position 2			EMI4651	**PASS**
RF output power / Wi-Fi 2.4 GHz (gn) / Mid channel / Position 3			EMI4652	**PASS**
RF output power / Wi-Fi 2.4 GHz (gn) / Mid channel / Position 4			EMI4653	**PASS**
RF output power / Wi-Fi 2.4 GHz (gn) / Mid channel / Position 5			EMI4654	**PASS**
RF output power / Wi-Fi 2.4 GHz (gn) / Mid channel / Position 6			EMI4655	**PASS**
RF output power / Wi-Fi 2.4 GHz (gn) / High channel / Position 1	2.412GHz-2.512GHz		EMI4657	**PASS**
RF output power / Wi-Fi 2.4 GHz (gn) / High channel / Position 2			EMI4658	**PASS**
RF output power / Wi-Fi 2.4 GHz (gn) / High channel / Position 3			EMI4659	**PASS**
RF output power / Wi-Fi 2.4 GHz (gn) / High channel / Position 4			EMI4660	**PASS**
RF output power / Wi-Fi 2.4 GHz (gn) / High channel / Position 5			EMI4661	**PASS**
RF output power / Wi-Fi 2.4 GHz (gn) / High channel / Position 6			EMI4662	**PASS**

LABORATORY PARAMETERS:	REQUIRED PRIOR TO THE TEST	DURING THE TEST
Ambient Temperature	15 to 35 °C	*See Graph(s)*
Relative Humidity	20 to 75 %	*See Graph(s)*
Atmospheric pressure	N/A	*See Graph(s)*
Test method deviation: N/A		
Supplementary information: N/A		

TEST EQUIPMENT USED – 30 MHZ TO 26 GHZ					
CATEGORY	BRAND	TYPE	IDENTIFIER	CAL. DATE	CAL. DUE
Antenna	AARONIA	Powerlog 70180	15306	04/01/2023	04/03/2026
Attenuator	EMITECH	SUB.V4-H	18112	03/06/2024	03/08/2025
Attenuator	EMITECH	SUB.V4-V	18111	03/06/2024	03/08/2025
Cable	/	N-1m	3625	02/05/2023	02/07/2025
Cable	Techniwave	N-2.5m	18350	17/08/2023	17/10/2025
Cable	Techniwave	N-3.5m	18352	17/08/2023	17/10/2025
Receiver	Rohde & Schwarz	FSW43	14830(1)	31/08/2022	31/04/2025
Shielded enclosure	COMTEST	C.V4	18014	05/11/2024	05/01/2028
Software	Nexio	BAT EMC	0000		
Thermohygrometer	Testo	608-H1	7562	28/09/2023	28/11/2025
Thermohygrometer	Bioblock Scientific	Météostar	0963	25/09/2023	25/11/2025

BAT-EMC software version: V3.18.0.26 Blank cells = Permanent validity

(1) Under derogation EQSDER000S4100139

TEST SETUP PHOTO(S) – EUT POSITION 1

TEST SETUP PHOTO(S) – EUT POSITION 2


TEST SETUP PHOTO(S) – EUT POSITION 3


TEST SETUP PHOTO(S) – EUT POSITION 4

TEST SETUP PHOTO(S) – EUT POSITION 5


TEST SETUP PHOTO(S) – EUT POSITION 6

TEST SETUP PHOTO(S)

RADIATED EMISSION LIMITS - GRAPH			
RF OUTPUT POWER / WI-FI 2.4 GHZ (B) / LOW CHANNEL / POSITION 1		EMI4622	
EUT mode:	Tx mode	**T (°C):**	20.6
Test Date:	20/02/2025	**H (%):**	41.6
Test Operator:	MPA	**P (hPa):**	1027

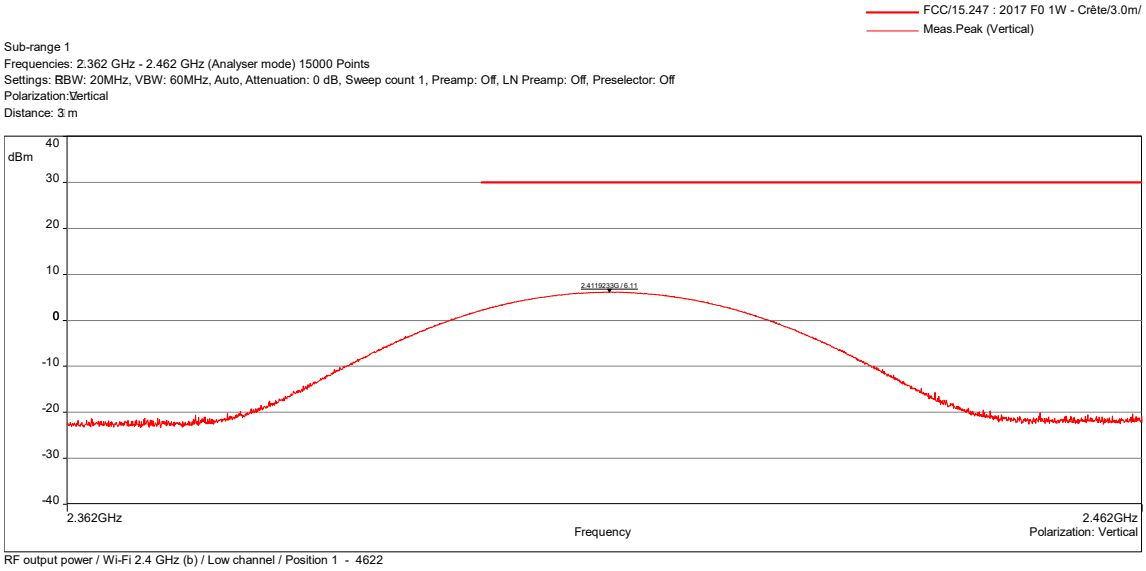

RF output power / Wi-Fi 2.4 GHz (b) / Low channel / Position 1 - 4622

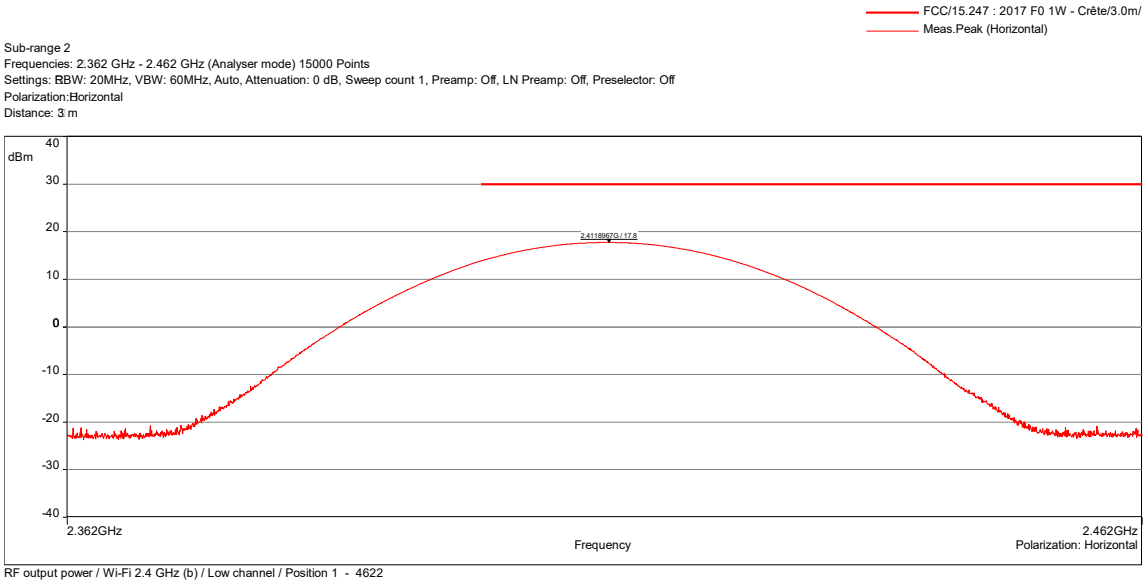

RF output power / Wi-Fi 2.4 GHz (b) / Low channel / Position 1 - 4622

Frequency (MHz)	Configuration	Level (dBm)	Limit (dBm)
2412	Vertical	6.11	30
2412	Horizontal	17.80	30

Configuration:	N/A
Comments:	N/A

EUT modification(s): N/A

RADIATED EMISSION LIMITS - GRAPH			
RF OUTPUT POWER / WI-FI 2.4 GHZ (B) / LOW CHANNEL / POSITION 2		EMI4623	
EUT mode:	Tx mode	**T (°C):**	20.6
Test Date:	20/02/2025	**H (%):**	41.6
Test Operator:	MPA	**P (hPa):**	1027

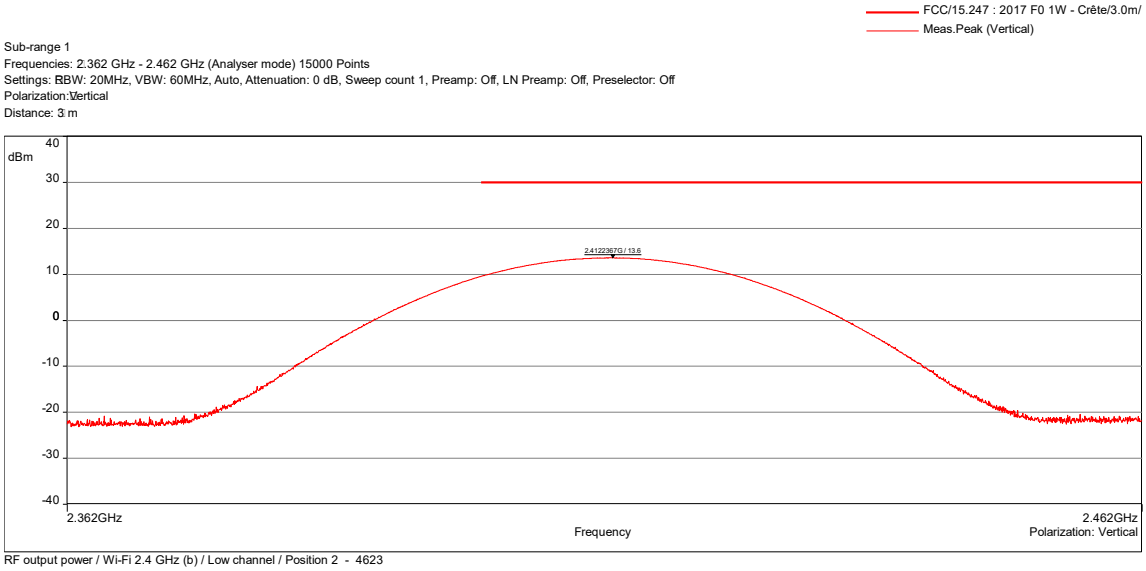

RF output power / Wi-Fi 2.4 GHz (b) / Low channel / Position 2 - 4623

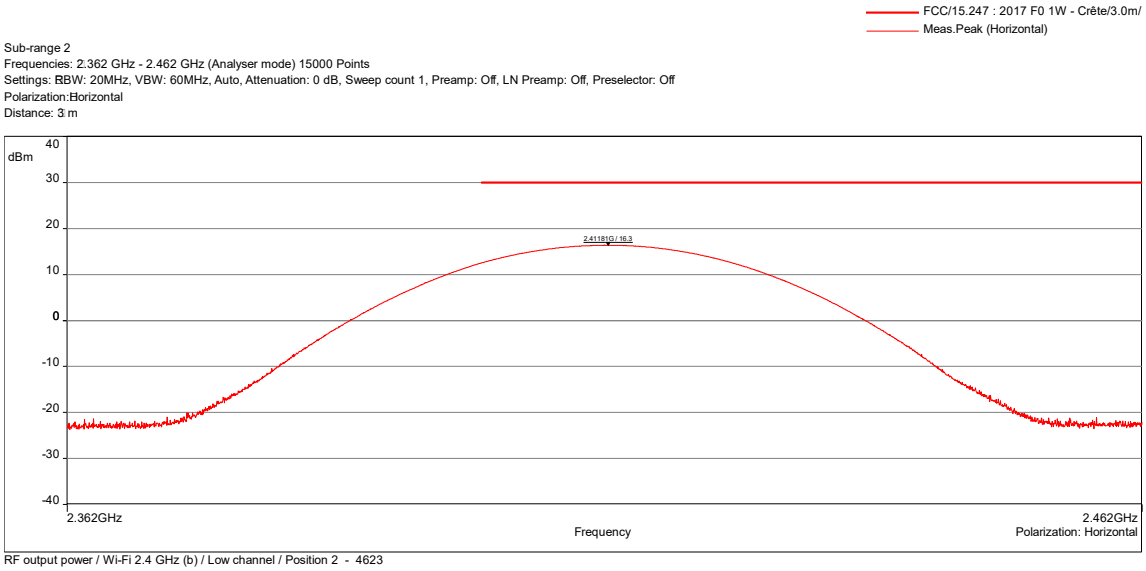

RF output power / Wi-Fi 2.4 GHz (b) / Low channel / Position 2 - 4623

Frequency (MHz)	Configuration	Level (dBm)	Limit (dBm)
2412	Vertical	13.60	30
2412	Horizontal	16.30	30

Configuration:	N/A
Comments:	N/A

EUT modification(s): N/A

RADIATED EMISSION LIMITS - GRAPH			
RF OUTPUT POWER / WI-FI 2.4 GHZ (B) / LOW CHANNEL / POSITION 3		EMI4624	
EUT mode:	Tx mode	**T (°C):**	20.6
Test Date:	20/02/2025	**H (%):**	41.6
Test Operator:	MPA	**P (hPa):**	1027

FCC/15.247 : 2017 F0 1W - Crête/3.0m/
Meas.Peak (Vertical)

Sub-range 1
Frequencies: 2.362 GHz - 2.462 GHz (Analyser mode) 15000 Points
Settings: RBW: 20MHz, VBW: 60MHz, Auto, Attenuation: 0 dB, Sweep count 1, Preamp: Off, LN Preamp: Off, Preselector: Off
Polarization: Vertical
Distance: 3 m

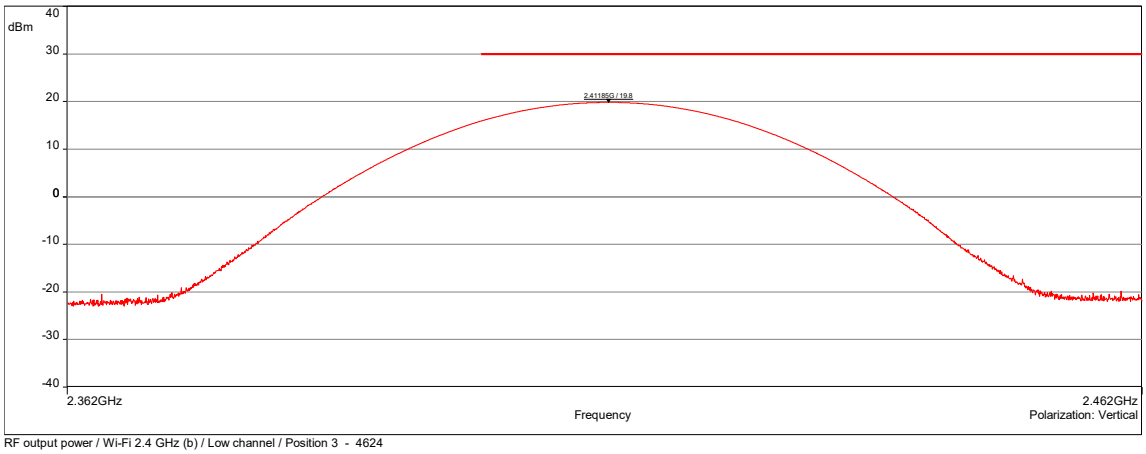

RF output power / Wi-Fi 2.4 GHz (b) / Low channel / Position 3 - 4624

FCC/15.247 : 2017 F0 1W - Crête/3.0m/
Meas.Peak (Horizontal)

Sub-range 2
Frequencies: 2.362 GHz - 2.462 GHz (Analyser mode) 15000 Points
Settings: RBW: 20MHz, VBW: 60MHz, Auto, Attenuation: 0 dB, Sweep count 1, Preamp: Off, LN Preamp: Off, Preselector: Off
Polarization: Horizontal
Distance: 3 m

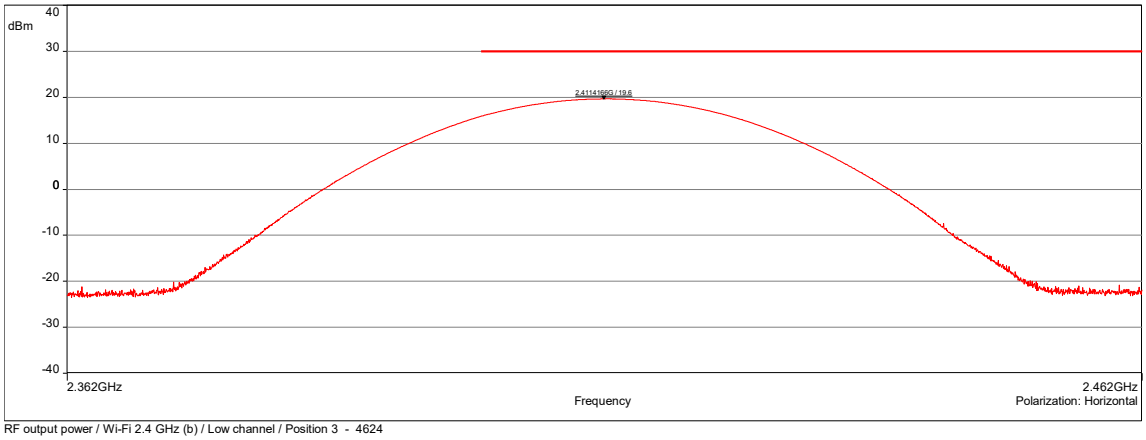

RF output power / Wi-Fi 2.4 GHz (b) / Low channel / Position 3 - 4624

Frequency (MHz)	Configuration	Level (dBm)	Limit (dBm)
2412	Vertical	19.80	30
2412	Horizontal	19.60	30

Configuration:	N/A
Comments:	N/A

EUT modification(s): N/A

RADIATED EMISSION LIMITS - GRAPH			
RF OUTPUT POWER / WI-FI 2.4 GHZ (B) / LOW CHANNEL / POSITION 4		EMI4625	
EUT mode:	Tx mode	**T (°C):**	20.6
Test Date:	21/02/2025	**H (%):**	41.6
Test Operator:	MPA	**P (hPa):**	1027

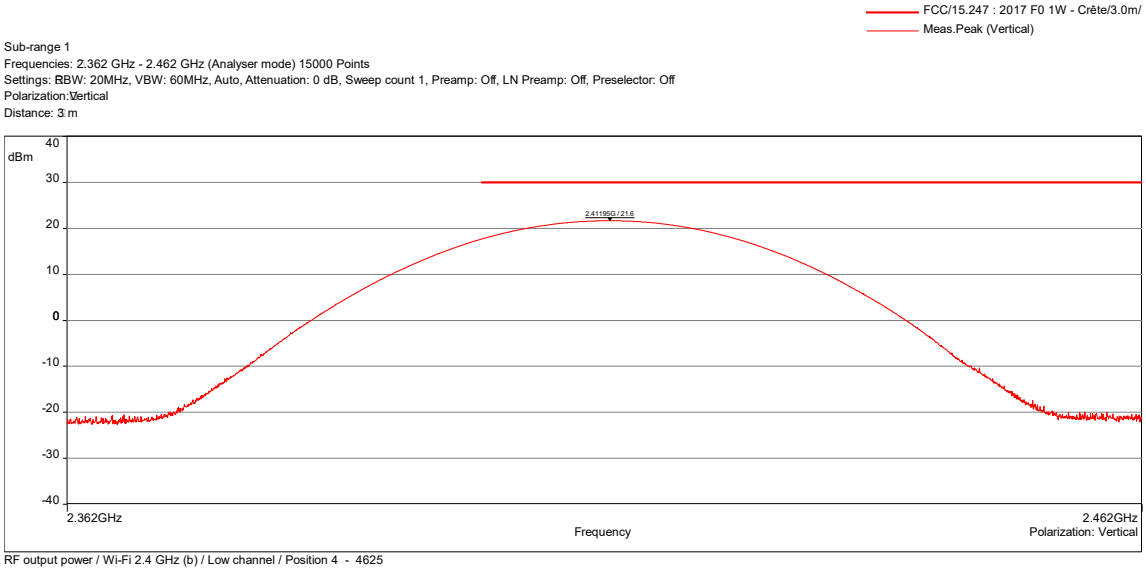

RF output power / Wi-Fi 2.4 GHz (b) / Low channel / Position 4 - 4625

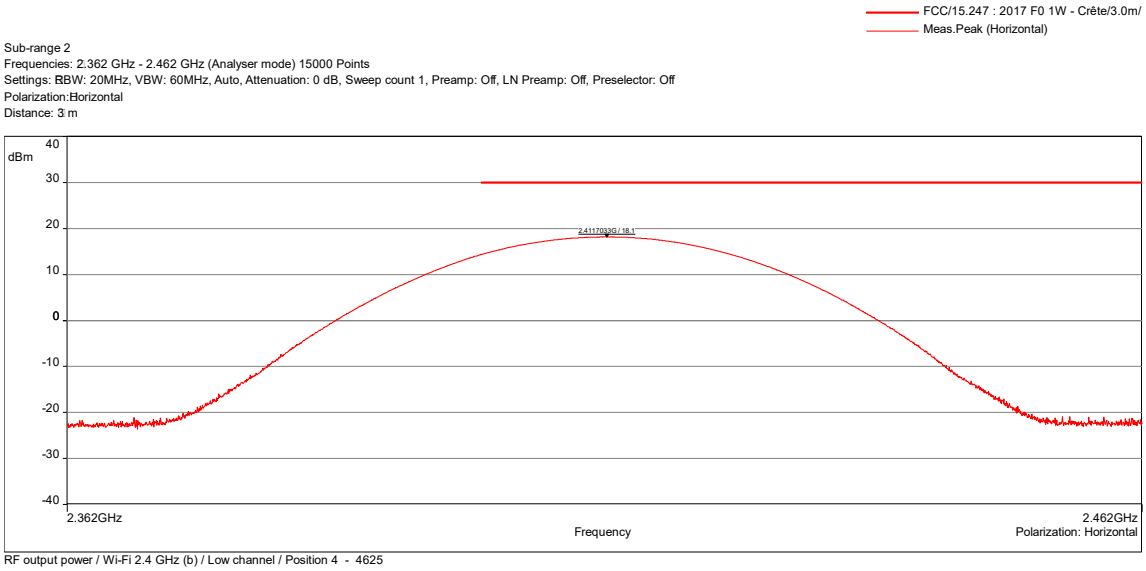

RF output power / Wi-Fi 2.4 GHz (b) / Low channel / Position 4 - 4625

Frequency (MHz)	Configuration	Level (dBm)	Limit (dBm)
2412	Vertical	21.60	30
2412	Horizontal	18.10	30

Configuration:	N/A
Comments:	N/A

EUT modification(s): N/A

RADIATED EMISSION LIMITS - GRAPH			
RF OUTPUT POWER / WI-FI 2.4 GHZ (B) / LOW CHANNEL / POSITION 5		EMI4626	
EUT mode:	Tx mode	**T (°C):**	20.6
Test Date:	24/02/2025	**H (%):**	41.6
Test Operator:	MPA	**P (hPa):**	1027

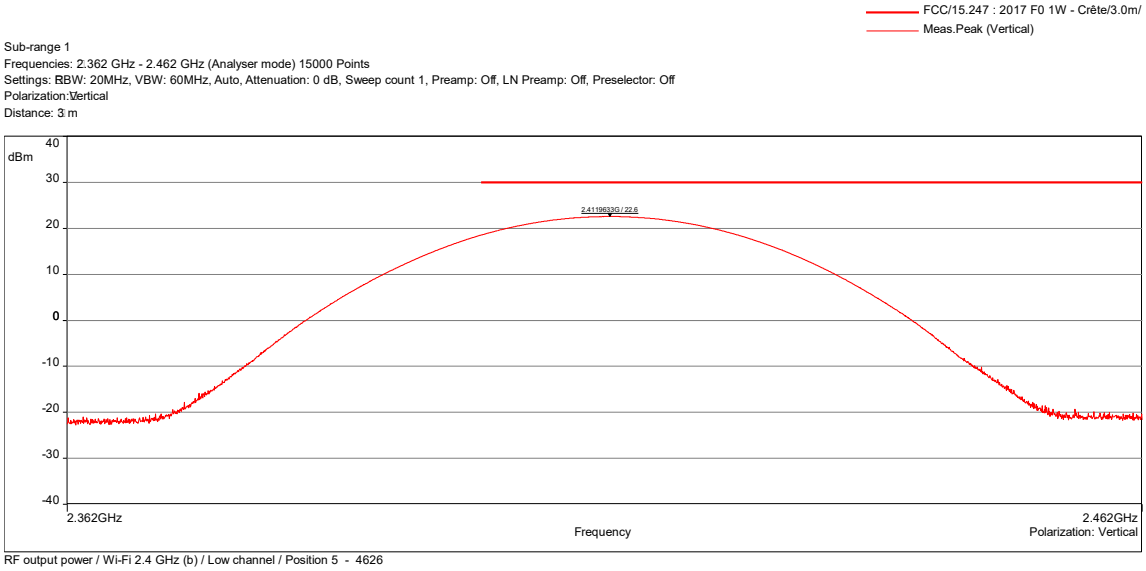

RF output power / Wi-Fi 2.4 GHz (b) / Low channel / Position 5 - 4626

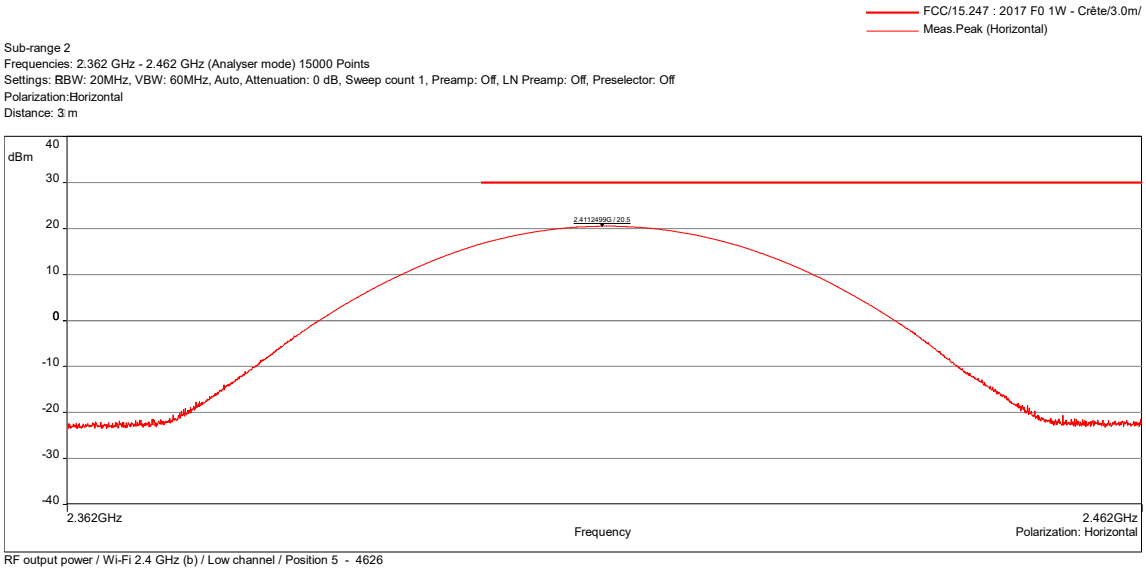

RF output power / Wi-Fi 2.4 GHz (b) / Low channel / Position 5 - 4626

Frequency (MHz)	Configuration	Level (dBm)	Limit (dBm)
2412	Vertical	22.60	30
2412	Horizontal	20.50	30

Configuration:	N/A
Comments:	N/A

EUT modification(s): N/A

RADIATED EMISSION LIMITS - GRAPH			
RF OUTPUT POWER / WI-FI 2.4 GHZ (B) / LOW CHANNEL / POSITION 6		EMI4627	
EUT mode:	Tx mode	**T (°C):**	20.6
Test Date:	24/02/2025	**H (%):**	41.6
Test Operator:	MPA	**P (hPa):**	1027

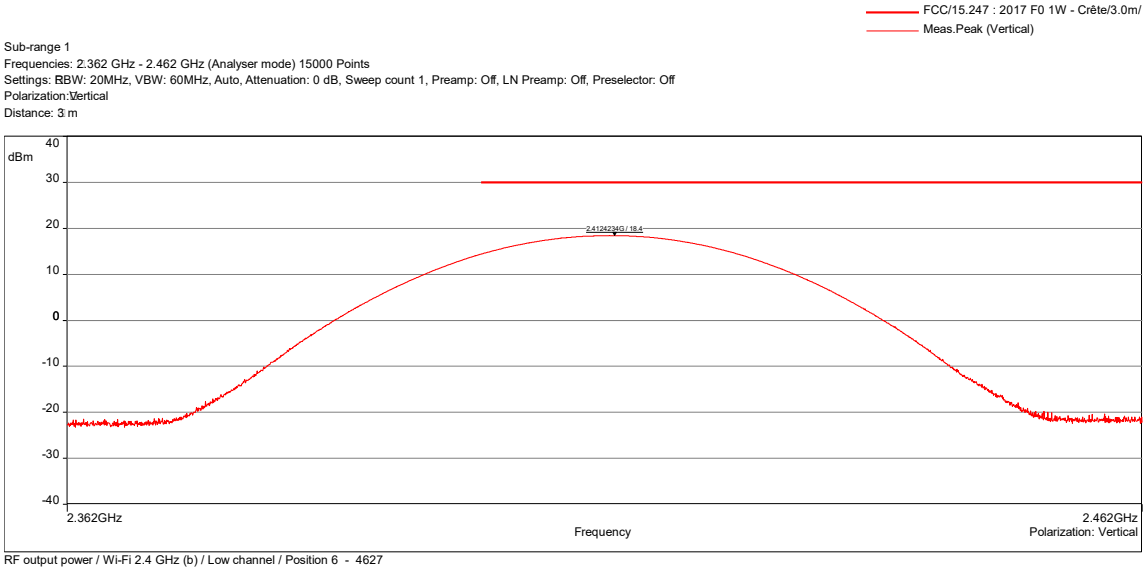

RF output power / Wi-Fi 2.4 GHz (b) / Low channel / Position 6 - 4627

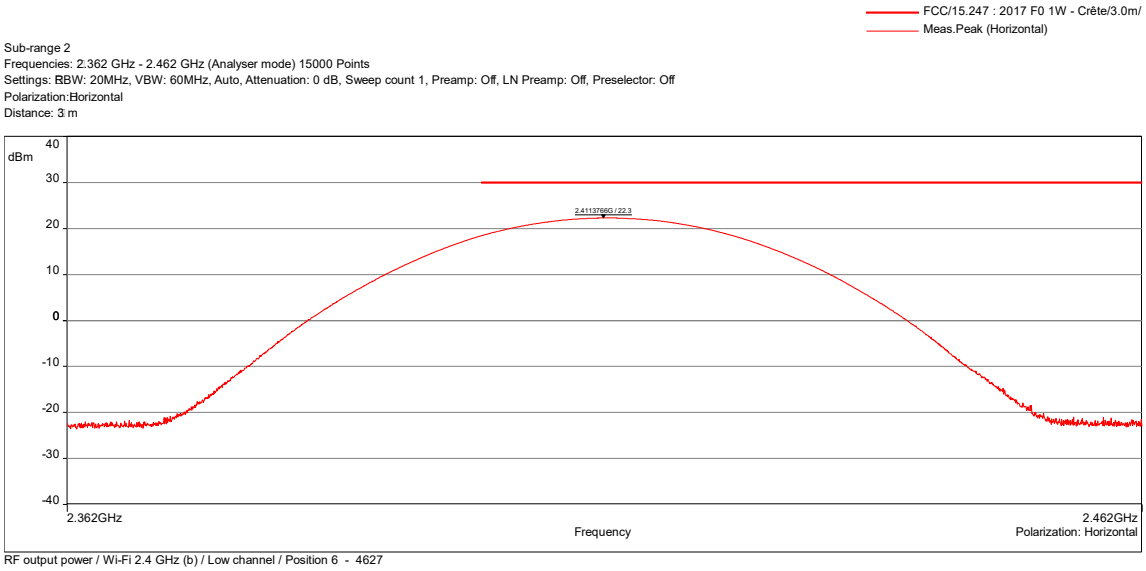

RF output power / Wi-Fi 2.4 GHz (b) / Low channel / Position 6 - 4627

Frequency (MHz)	Configuration	Level (dBm)	Limit (dBm)
2412	Vertical	18.40	30
2412	Horizontal	22.30	30

Configuration:	N/A
Comments:	N/A

EUT modification(s): N/A

RADIATED EMISSION LIMITS - GRAPH			
RF OUTPUT POWER / WI-FI 2.4 GHZ (B) / MID CHANNEL / POSITION 1		EMI4629	
EUT mode:	Tx mode	**T (°C):**	20.6
Test Date:	20/02/2025	**H (%):**	41.6
Test Operator:	MPA	**P (hPa):**	1027

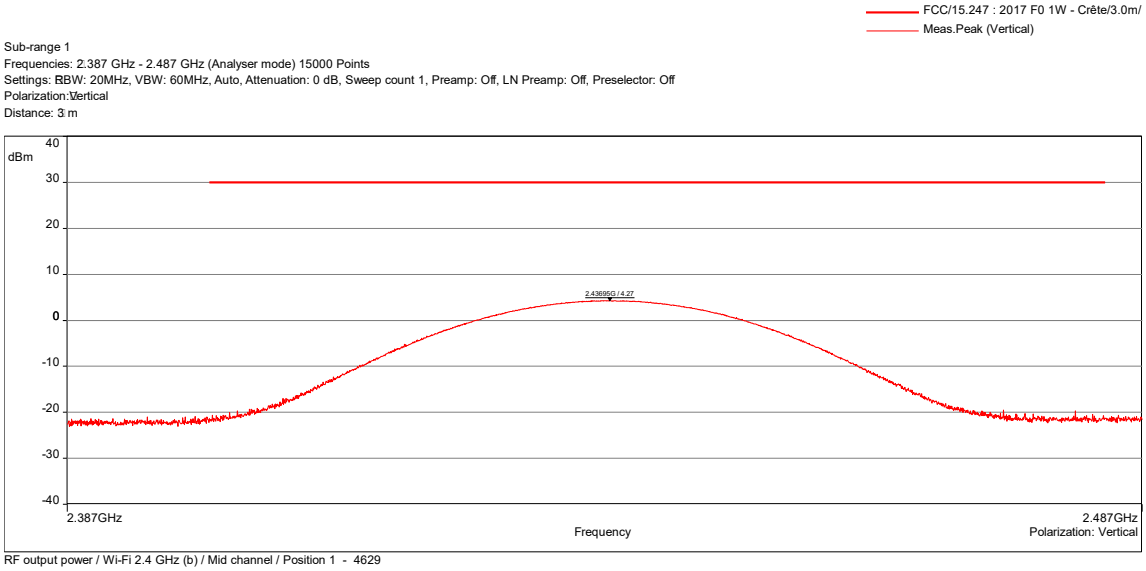

RF output power / Wi-Fi 2.4 GHz (b) / Mid channel / Position 1 - 4629

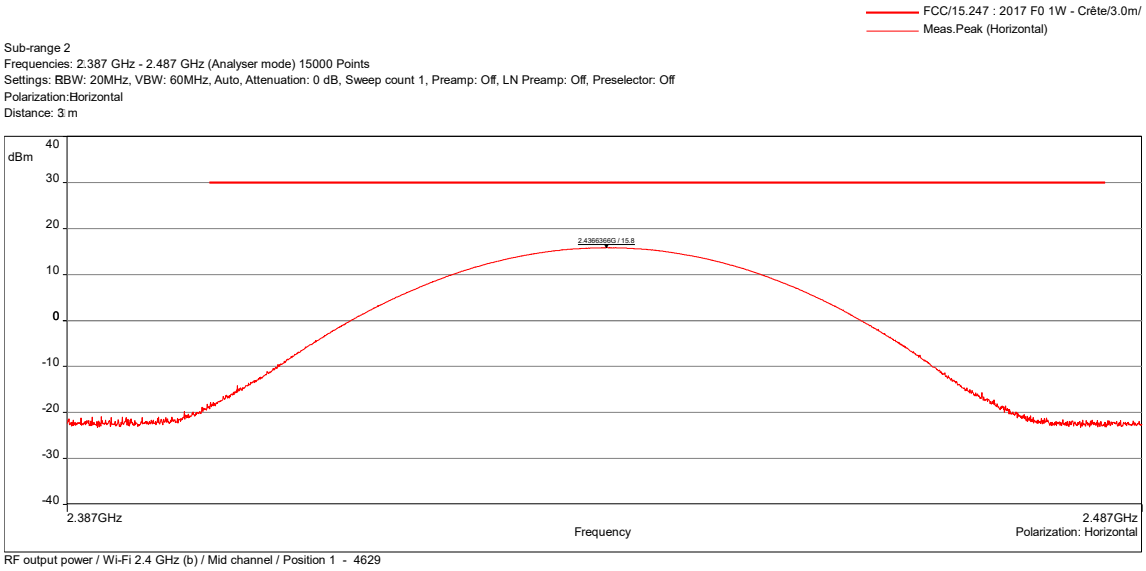

RF output power / Wi-Fi 2.4 GHz (b) / Mid channel / Position 1 - 4629

Frequency (MHz)	Configuration	Level (dBm)	Limit (dBm)
2437	Vertical	4.27	30
2437	Horizontal	15.80	30

Configuration:	N/A
Comments:	N/A

EUT modification(s): N/A

RADIATED EMISSION LIMITS - GRAPH			
RF OUTPUT POWER / WI-FI 2.4 GHZ (B) / MID CHANNEL / POSITION 2		EMI4630	
EUT mode:	Tx mode	**T (°C):**	20.6
Test Date:	20/02/2025	**H (%):**	41.6
Test Operator:	MPA	**P (hPa):**	1027

FCC/15.247 : 2017 F0 1W - Crête/3.0m/
Meas.Peak (Vertical)

Sub-range 1
Frequencies: 2.387 GHz - 2.487 GHz (Analyser mode) 15000 Points
Settings: RBW: 20MHz, VBW: 60MHz, Auto, Attenuation: 0 dB, Sweep count 1, Preamp: Off, LN Preamp: Off, Preselector: Off
Polarization: Vertical
Distance: 3 m

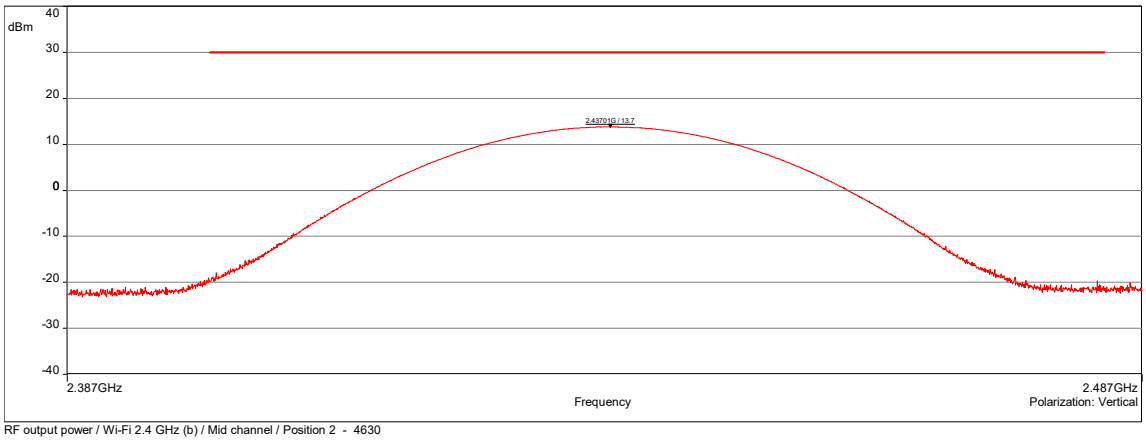

RF output power / Wi-Fi 2.4 GHz (b) / Mid channel / Position 2 - 4630

FCC/15.247 : 2017 F0 1W - Crête/3.0m/
Meas.Peak (Horizontal)

Sub-range 2
Frequencies: 2.387 GHz - 2.487 GHz (Analyser mode) 15000 Points
Settings: RBW: 20MHz, VBW: 60MHz, Auto, Attenuation: 0 dB, Sweep count 1, Preamp: Off, LN Preamp: Off, Preselector: Off
Polarization: Horizontal
Distance: 3 m

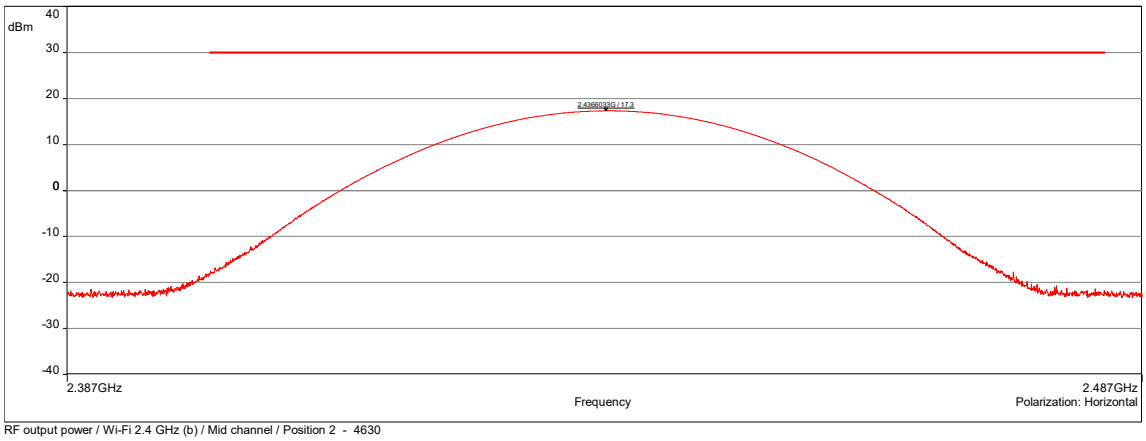

RF output power / Wi-Fi 2.4 GHz (b) / Mid channel / Position 2 - 4630

Frequency (MHz)	Configuration	Level (dBm)	Limit (dBm)
2437	Vertical	13.70	30
2437	Horizontal	17.30	30

Configuration:	N/A
Comments:	N/A

EUT modification(s): N/A

RADIATED EMISSION LIMITS - GRAPH			
RF OUTPUT POWER / WI-FI 2.4 GHZ (B) / MID CHANNEL / POSITION 3		EMI4631	
EUT mode:	Tx mode	**T (°C):**	20.6
Test Date:	20/02/2025	**H (%):**	41.6
Test Operator:	MPA	**P (hPa):**	1027

FCC/15.247 : 2017 F0 1W - Crête/3.0m/
Meas.Peak (Vertical)

Sub-range 1
Frequencies: 2.387 GHz - 2.487 GHz (Analyser mode) 15000 Points
Settings: RBW: 20MHz, VBW: 60MHz, Auto, Attenuation: 0 dB, Sweep count 1, Preamp: Off, LN Preamp: Off, Preselector: Off
Polarization: Vertical
Distance: 3 m

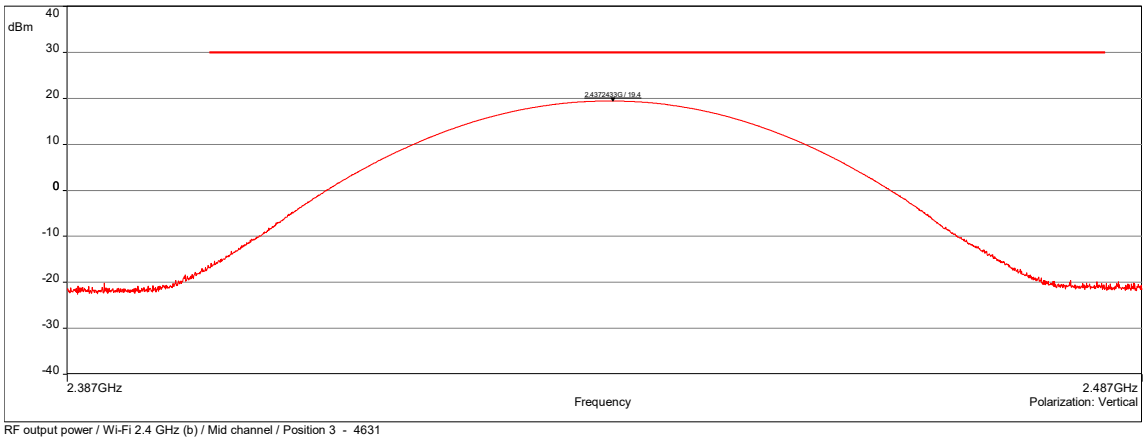

RF output power / Wi-Fi 2.4 GHz (b) / Mid channel / Position 3 - 4631

FCC/15.247 : 2017 F0 1W - Crête/3.0m/
Meas.Peak (Horizontal)

Sub-range 2
Frequencies: 2.387 GHz - 2.487 GHz (Analyser mode) 15000 Points
Settings: RBW: 20MHz, VBW: 60MHz, Auto, Attenuation: 0 dB, Sweep count 1, Preamp: Off, LN Preamp: Off, Preselector: Off
Polarization: Horizontal
Distance: 3 m

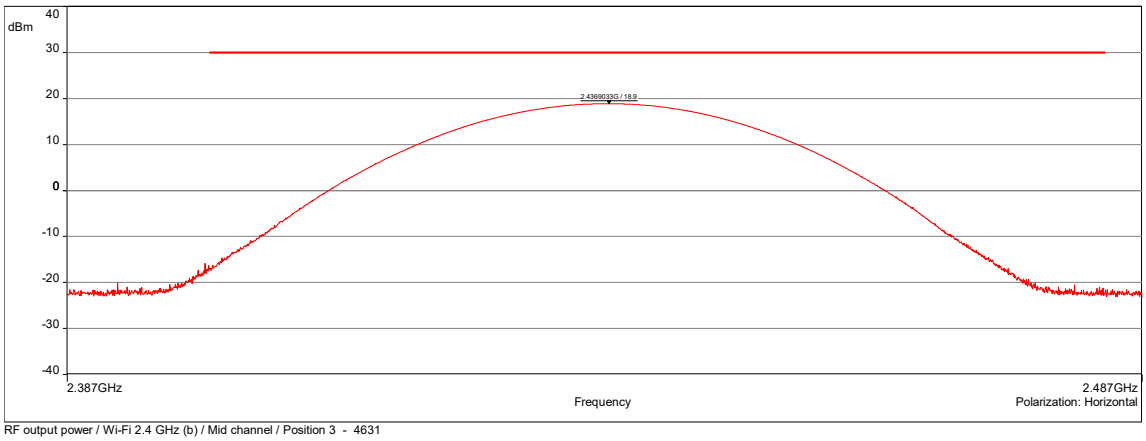

RF output power / Wi-Fi 2.4 GHz (b) / Mid channel / Position 3 - 4631

Frequency (MHz)	Configuration	Level (dBm)	Limit (dBm)
2437	Vertical	19.40	30
2437	Horizontal	18.90	30

Configuration:	N/A
Comments:	N/A

EUT modification(s): N/A

RADIATED EMISSION LIMITS - GRAPH			
RF OUTPUT POWER / WI-FI 2.4 GHZ (B) / MID CHANNEL / POSITION 4		EMI4632	
EUT mode:	Tx mode	**T (°C):**	20.6
Test Date:	21/02/2025	**H (%):**	41.6
Test Operator:	MPA	**P (hPa):**	1027

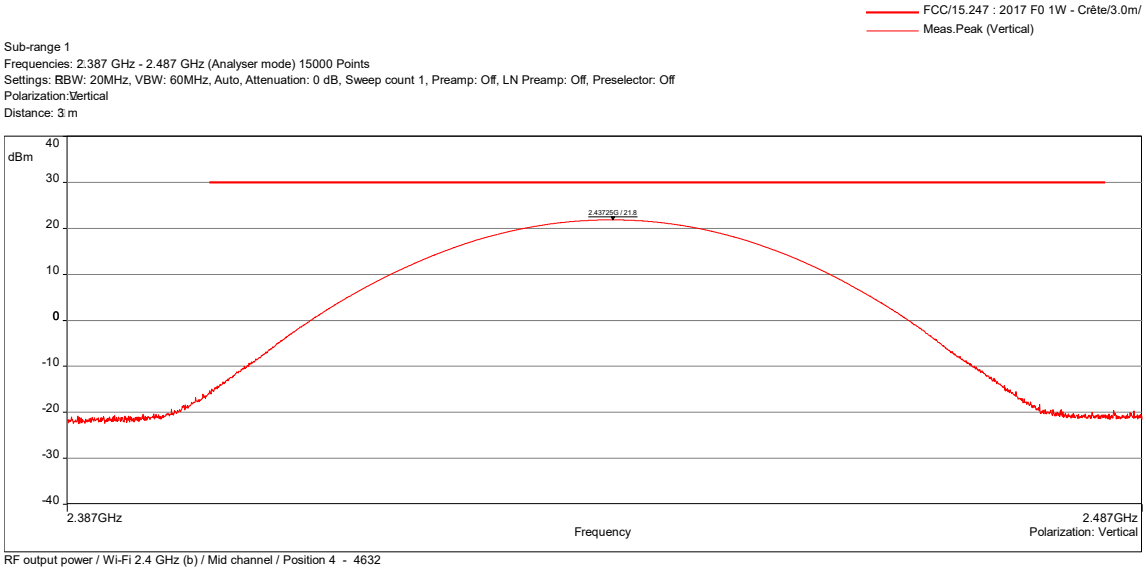

RF output power / Wi-Fi 2.4 GHz (b) / Mid channel / Position 4 - 4632

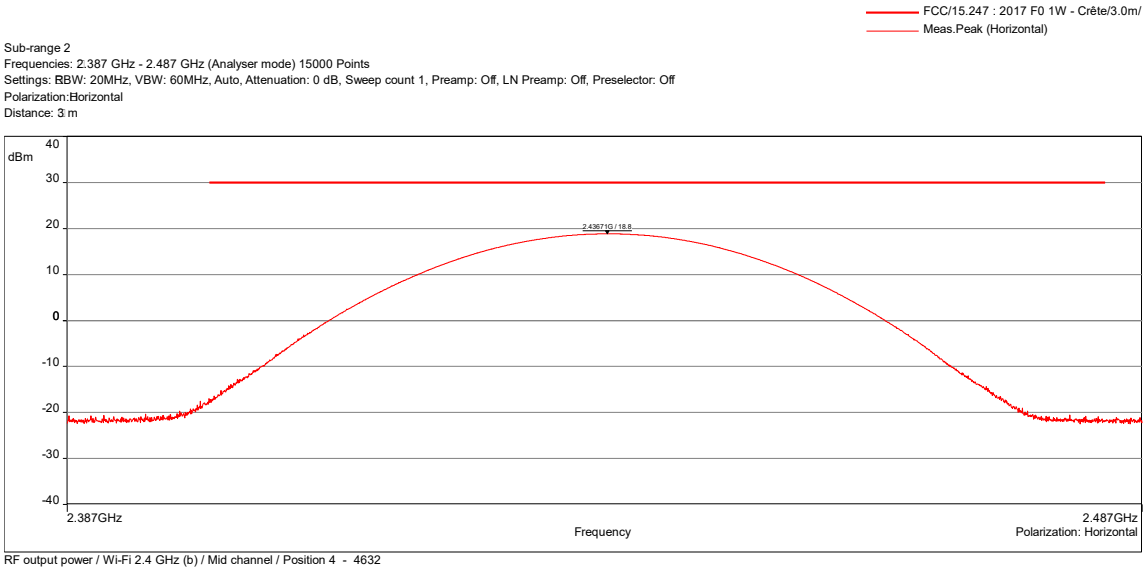

RF output power / Wi-Fi 2.4 GHz (b) / Mid channel / Position 4 - 4632

Frequency (MHz)	Configuration	Level (dBm)	Limit (dBm)
2437	Vertical	21.80	30
2437	Horizontal	18.80	30

Configuration:	N/A
Comments:	N/A

EUT modification(s): N/A

RADIATED EMISSION LIMITS - GRAPH			
RF OUTPUT POWER / WI-FI 2.4 GHZ (B) / MID CHANNEL / POSITION 5		EMI4633	
EUT mode:	Tx mode	**T (°C):**	20.6
Test Date:	24/02/2025	**H (%):**	41.6
Test Operator:	MPA	**P (hPa):**	1027

FCC/15.247 : 2017 F0 1W - Crête/3.0m/
Meas.Peak (Vertical)

Sub-range 1
Frequencies: 2.387 GHz - 2.487 GHz (Analyser mode) 15000 Points
Settings: RBW: 20MHz, VBW: 60MHz, Auto, Attenuation: 0 dB, Sweep count 1, Preamp: Off, LN Preamp: Off, Preselector: Off
Polarization:Vertical
Distance: 3 m

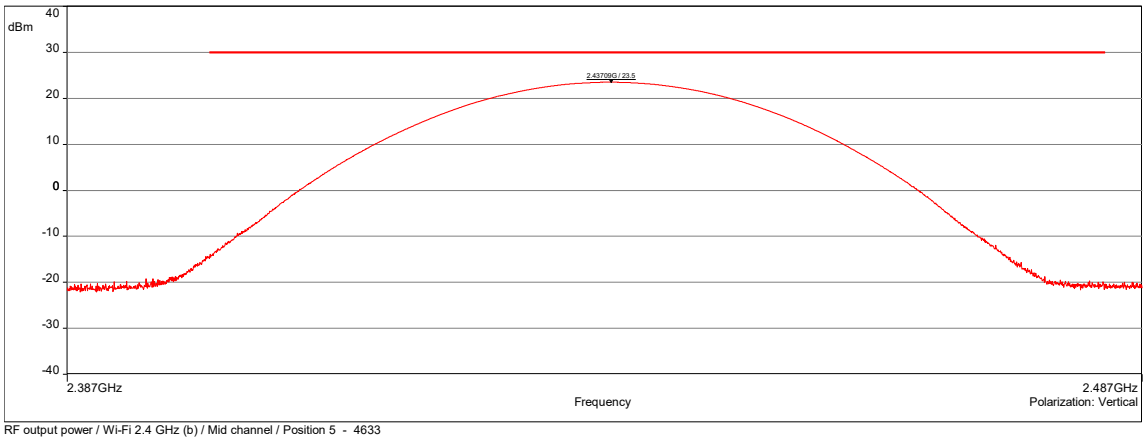

RF output power / Wi-Fi 2.4 GHz (b) / Mid channel / Position 5 - 4633

FCC/15.247 : 2017 F0 1W - Crête/3.0m/
Meas.Peak (Horizontal)

Sub-range 2
Frequencies: 2.387 GHz - 2.487 GHz (Analyser mode) 15000 Points
Settings: RBW: 20MHz, VBW: 60MHz, Auto, Attenuation: 0 dB, Sweep count 1, Preamp: Off, LN Preamp: Off, Preselector: Off
Polarization:Horizontal
Distance: 3 m

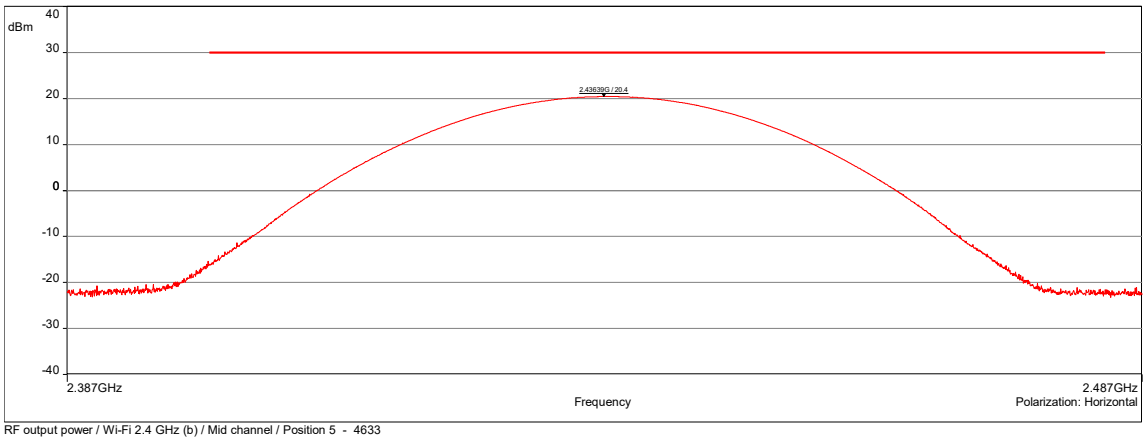

RF output power / Wi-Fi 2.4 GHz (b) / Mid channel / Position 5 - 4633

Frequency (MHz)	Configuration	Level (dBm)	Limit (dBm)
2437	Vertical	23.50	30
2437	Horizontal	20.40	30

Configuration:	N/A
Comments:	N/A

EUT modification(s): N/A

RADIATED EMISSION LIMITS - GRAPH			
RF OUTPUT POWER / WI-FI 2.4 GHZ (B) / MID CHANNEL / POSITION 6		EMI4634	
EUT mode:	Tx mode	**T (°C):**	20.6
Test Date:	24/02/2025	**H (%):**	41.6
Test Operator:	MPA	**P (hPa):**	1027

FCC/15.247 : 2017 F0 1W - Crête/3.0m/
Meas.Peak (Vertical)

Sub-range 1
Frequencies: 2.387 GHz - 2.487 GHz (Analyser mode) 15000 Points
Settings: RBW: 20MHz, VBW: 60MHz, Auto, Attenuation: 0 dB, Sweep count 1, Preamp: Off, LN Preamp: Off, Preselector: Off
Polarization: Vertical
Distance: 3 m

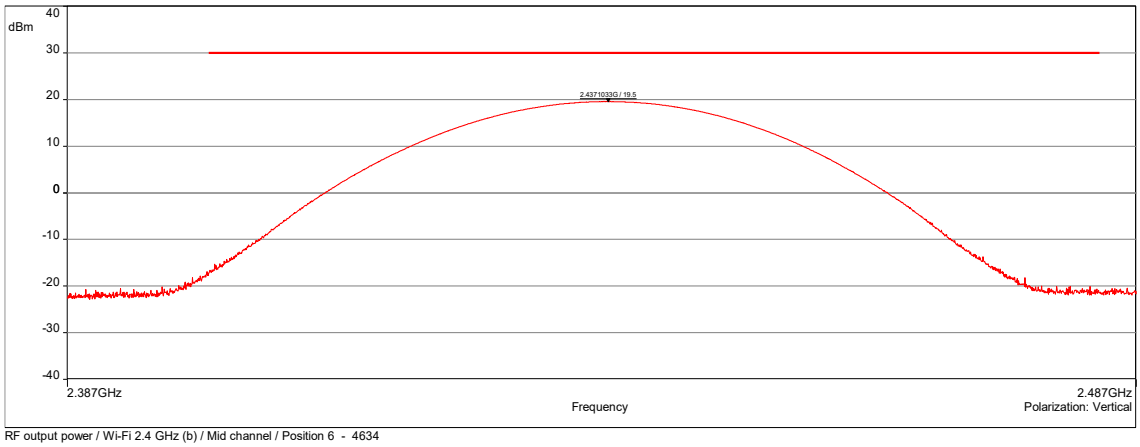

RF output power / Wi-Fi 2.4 GHz (b) / Mid channel / Position 6 - 4634

FCC/15.247 : 2017 F0 1W - Crête/3.0m/
Meas.Peak (Horizontal)

Sub-range 2
Frequencies: 2.387 GHz - 2.487 GHz (Analyser mode) 15000 Points
Settings: RBW: 20MHz, VBW: 60MHz, Auto, Attenuation: 0 dB, Sweep count 1, Preamp: Off, LN Preamp: Off, Preselector: Off
Polarization: Horizontal
Distance: 3 m

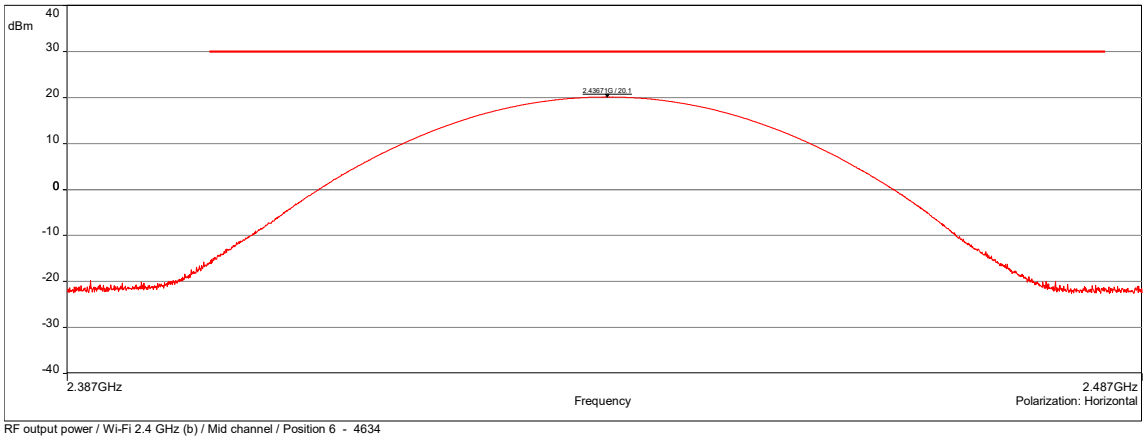

RF output power / Wi-Fi 2.4 GHz (b) / Mid channel / Position 6 - 4634

Frequency (MHz)	Configuration	Level (dBm)	Limit (dBm)
2437	Vertical	19.50	30
2437	Horizontal	20.10	30

Configuration:	N/A
Comments:	N/A

EUT modification(s): N/A

RADIATED EMISSION LIMITS - GRAPH			
RF OUTPUT POWER / WI-FI 2.4 GHZ (B) / HIGH CHANNEL / POSITION 1		EMI4636	
EUT mode:	Tx mode	**T (°C):**	20.6
Test Date:	20/02/2025	**H (%):**	41.6
Test Operator:	MPA	**P (hPa):**	1027

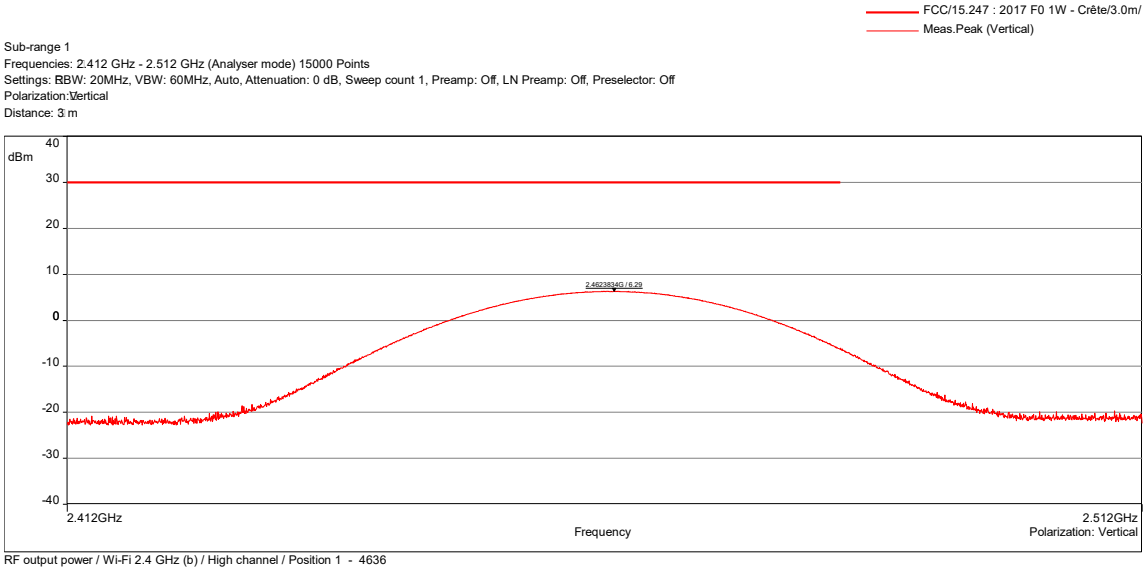

RF output power / Wi-Fi 2.4 GHz (b) / High channel / Position 1 - 4636

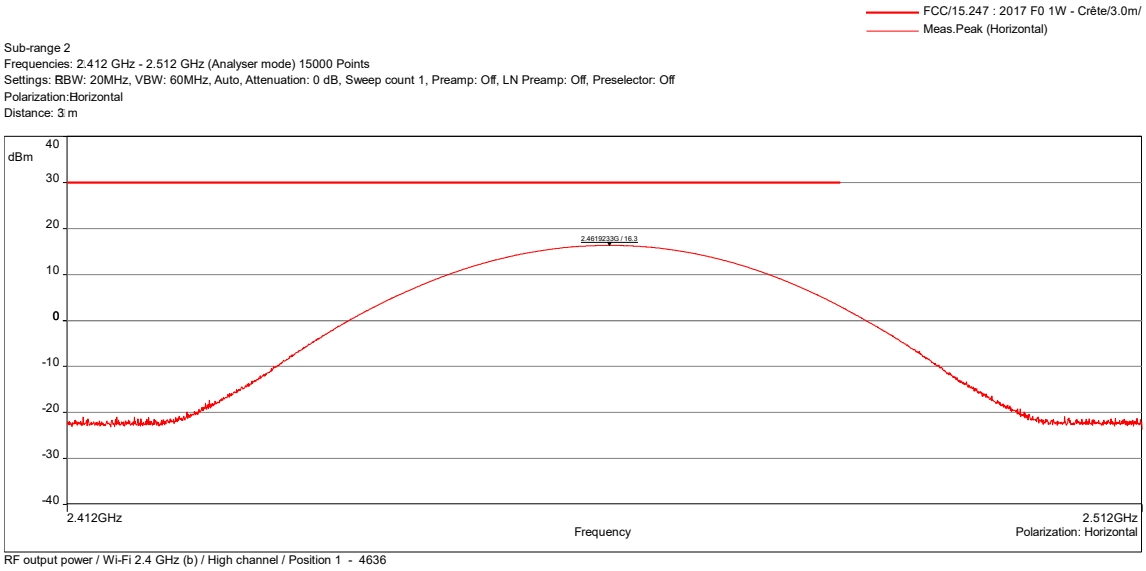

RF output power / Wi-Fi 2.4 GHz (b) / High channel / Position 1 - 4636

Frequency (MHz)	Configuration	Level (dBm)	Limit (dBm)
2462	Vertical	6.29	30
2462	Horizontal	16.30	30

Configuration:	N/A
Comments:	N/A

EUT modification(s): N/A

RADIATED EMISSION LIMITS - GRAPH			
RF OUTPUT POWER / WI-FI 2.4 GHZ (B) / HIGH CHANNEL / POSITION 2		EMI4637	
EUT mode:	Tx mode	**T (°C):**	20.6
Test Date:	20/02/2025	**H (%):**	41.6
Test Operator:	MPA	**P (hPa):**	1027

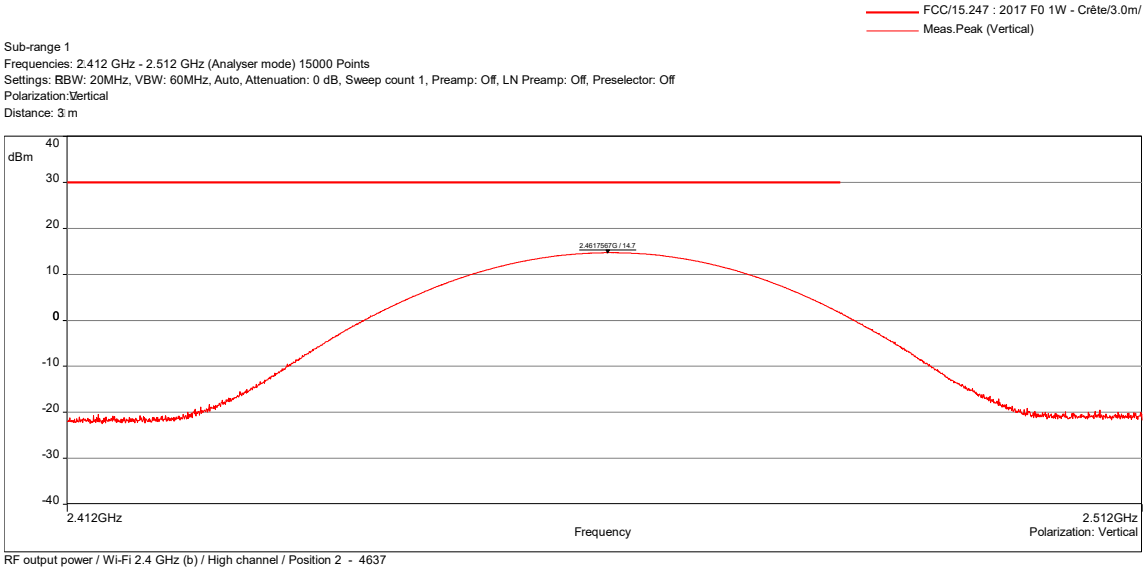

RF output power / Wi-Fi 2.4 GHz (b) / High channel / Position 2 - 4637

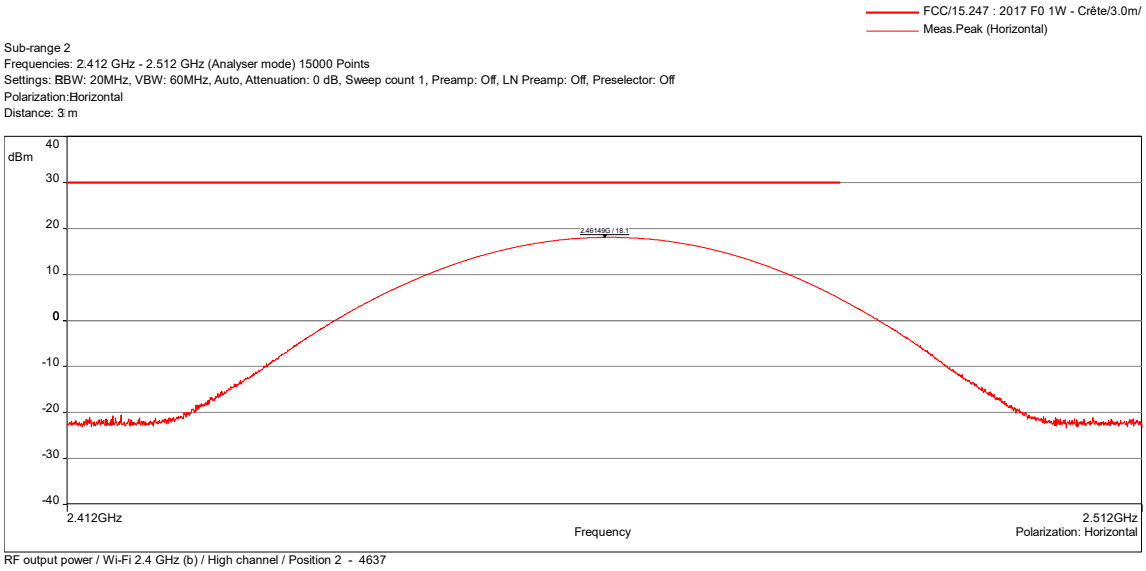

RF output power / Wi-Fi 2.4 GHz (b) / High channel / Position 2 - 4637

Frequency (MHz)	Configuration	Level (dBm)	Limit (dBm)
2462	Vertical	14.70	30
2462	Horizontal	18.10	30

Configuration:	N/A
Comments:	N/A

EUT modification(s): N/A

RADIATED EMISSION LIMITS - GRAPH			
RF OUTPUT POWER / WI-FI 2.4 GHZ (B) / HIGH CHANNEL / POSITION 3		EMI4638	
EUT mode:	Tx mode	**T (°C):**	20.6
Test Date:	20/02/2025	**H (%):**	41.6
Test Operator:	MPA	**P (hPa):**	1027

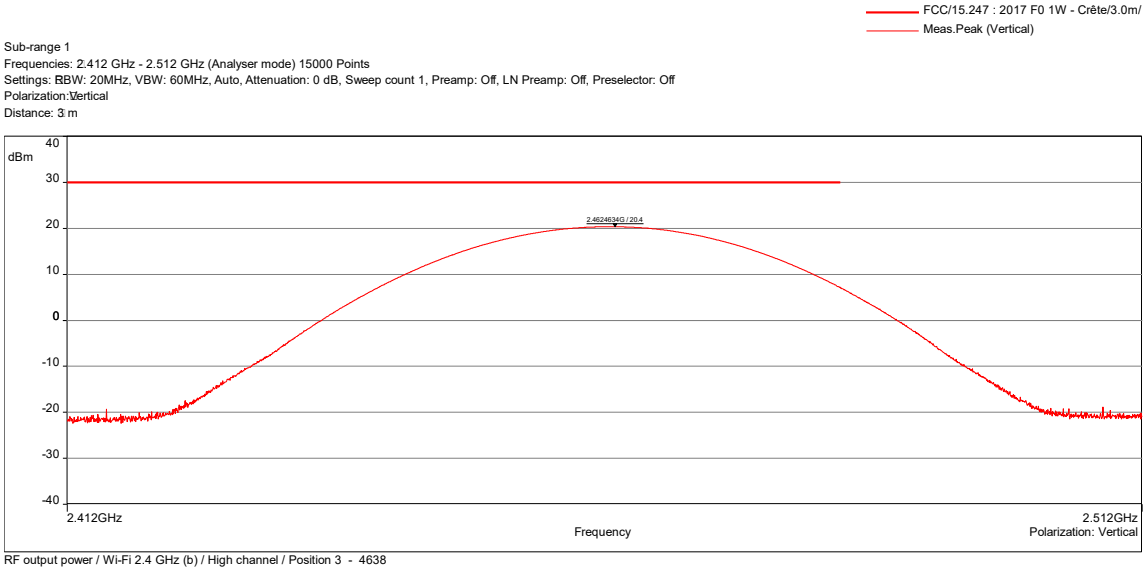

RF output power / Wi-Fi 2.4 GHz (b) / High channel / Position 3 - 4638

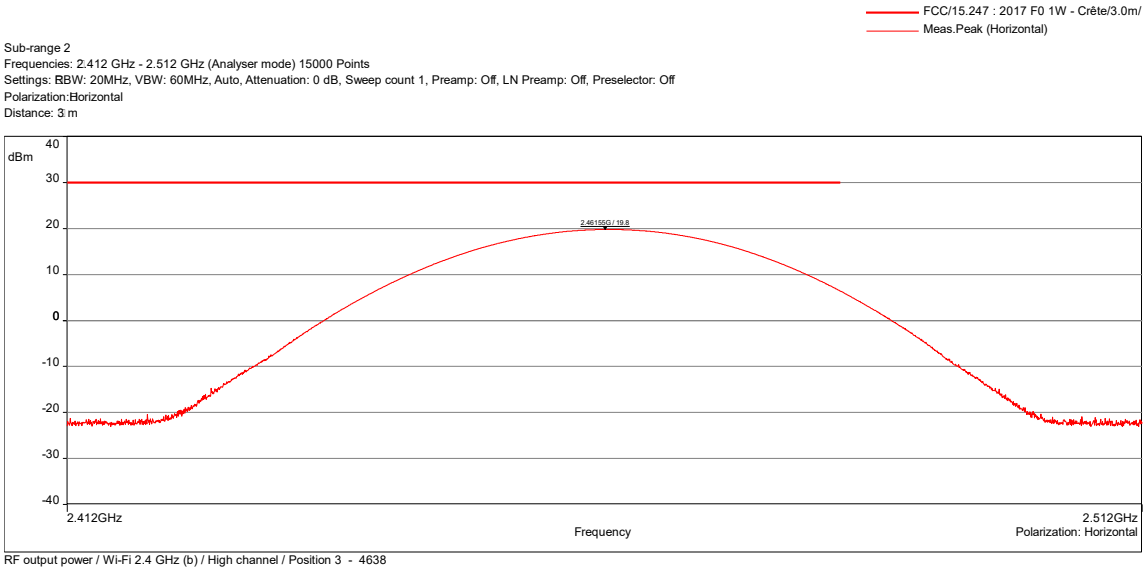

RF output power / Wi-Fi 2.4 GHz (b) / High channel / Position 3 - 4638

Frequency (MHz)	Configuration	Level (dBm)	Limit (dBm)
2462	Vertical	20.40	30
2462	Horizontal	19.80	30

Configuration:	N/A
Comments:	N/A

EUT modification(s): N/A

RADIATED EMISSION LIMITS - GRAPH			
RF OUTPUT POWER / WI-FI 2.4 GHZ (B) / HIGH CHANNEL / POSITION 4		EMI4639	
EUT mode:	Tx mode	**T (°C):**	20.6
Test Date:	21/02/2025	**H (%):**	41.6
Test Operator:	MPA	**P (hPa):**	1027

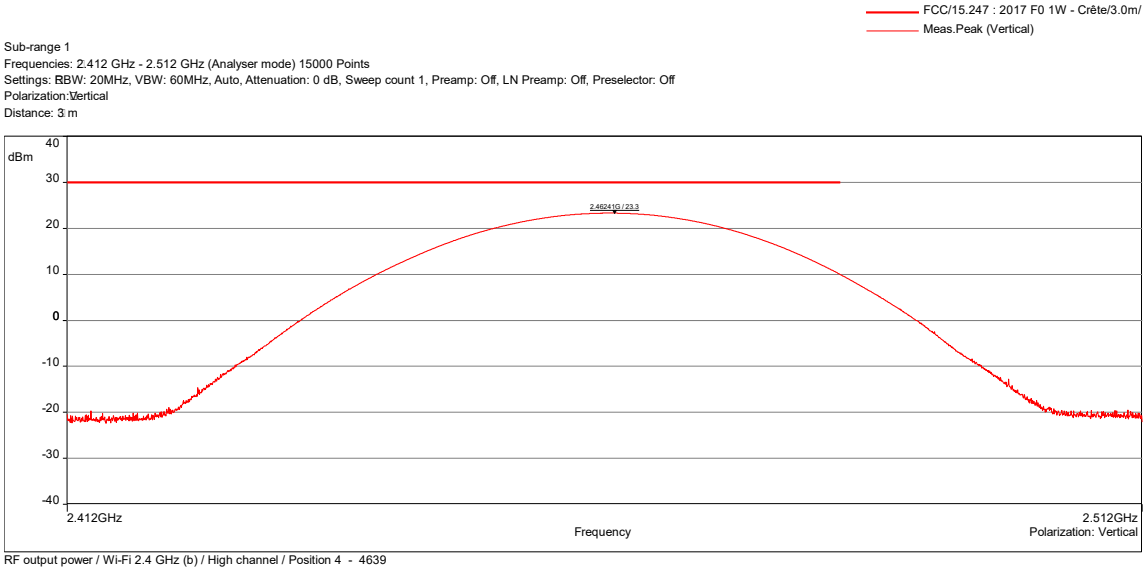

RF output power / Wi-Fi 2.4 GHz (b) / High channel / Position 4 - 4639

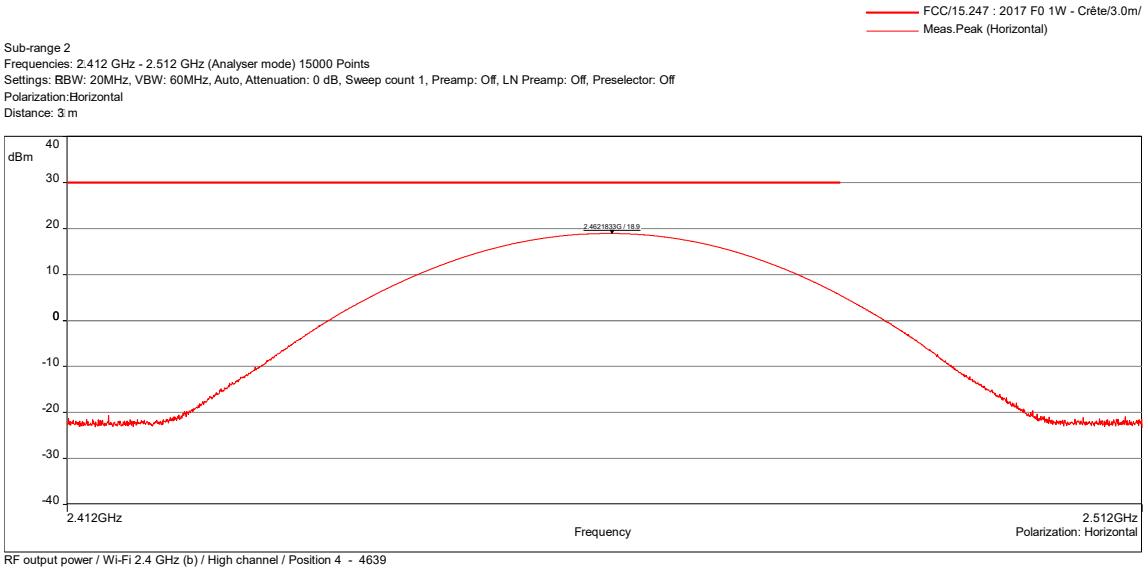

RF output power / Wi-Fi 2.4 GHz (b) / High channel / Position 4 - 4639

Frequency (MHz)	Configuration	Level (dBm)	Limit (dBm)
2462	Vertical	23.30	30
2462	Horizontal	18.90	30

Configuration:	N/A
Comments:	N/A

EUT modification(s): N/A

RADIATED EMISSION LIMITS - GRAPH			
RF OUTPUT POWER / WI-FI 2.4 GHZ (B) / HIGH CHANNEL / POSITION 5		EMI4640	
EUT mode:	Tx mode	**T (°C):**	20.6
Test Date:	24/02/2025	**H (%):**	41.6
Test Operator:	MPA	**P (hPa):**	1027

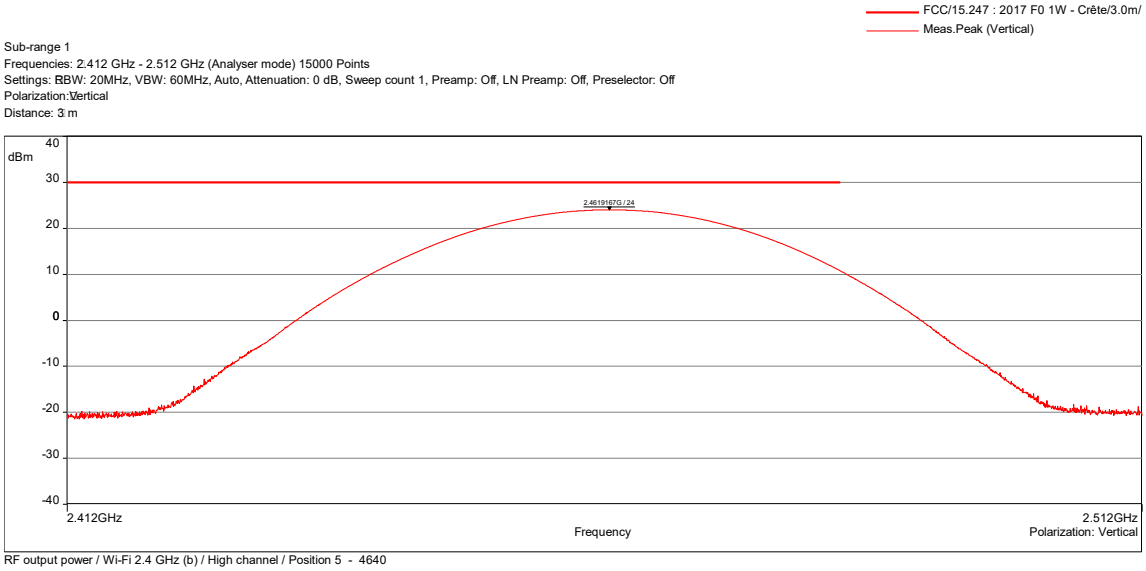

RF output power / Wi-Fi 2.4 GHz (b) / High channel / Position 5 - 4640

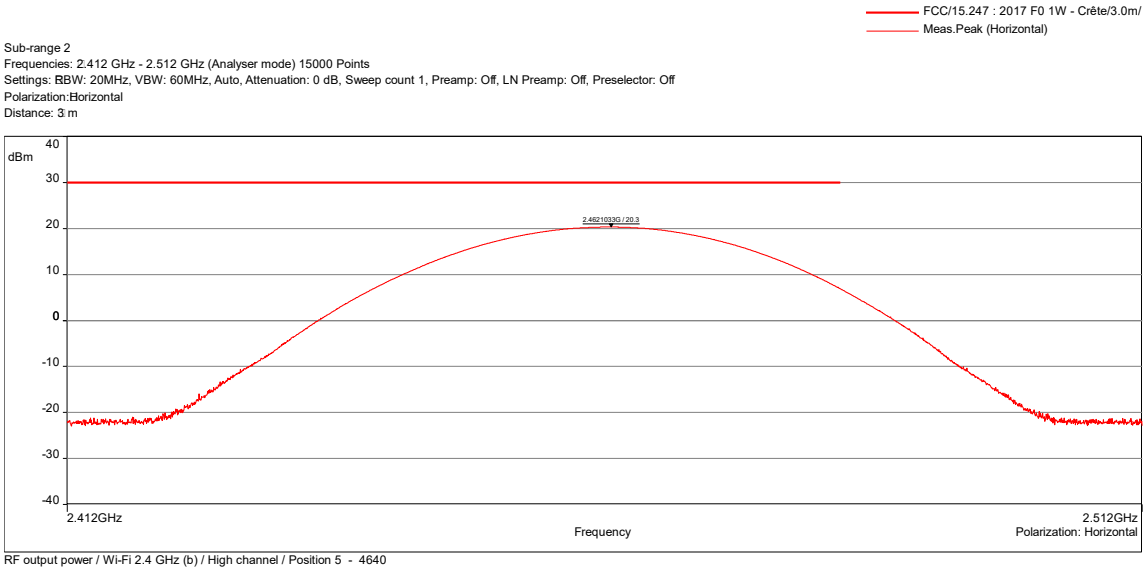

RF output power / Wi-Fi 2.4 GHz (b) / High channel / Position 5 - 4640

Frequency (MHz)	Configuration	Level (dBm)	Limit (dBm)
2462	Vertical	24.00	30
2462	Horizontal	20.30	30

Configuration:	N/A
Comments:	N/A

EUT modification(s): N/A

RADIATED EMISSION LIMITS - GRAPH			
RF OUTPUT POWER / WI-FI 2.4 GHZ (B) / HIGH CHANNEL / POSITION 6		EMI4641	
EUT mode:	Tx mode	**T (°C):**	20.6
Test Date:	24/02/2025	**H (%):**	41.6
Test Operator:	MPA	**P (hPa):**	1027

FCC/15.247 : 2017 F0 1W - Crête/3.0m/
Meas.Peak (Vertical)

Sub-range 1
Frequencies: 2.412 GHz - 2.512 GHz (Analyser mode) 15000 Points
Settings: RBW: 20MHz, VBW: 60MHz, Auto, Attenuation: 0 dB, Sweep count 1, Preamp: Off, LN Preamp: Off, Preselector: Off
Polarization: Vertical
Distance: 3 m

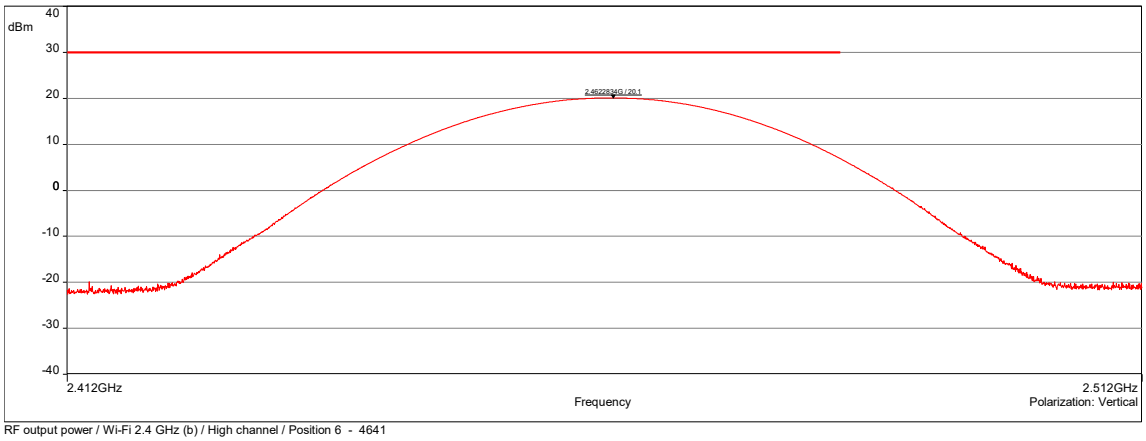

RF output power / Wi-Fi 2.4 GHz (b) / High channel / Position 6 - 4641

FCC/15.247 : 2017 F0 1W - Crête/3.0m/
Meas.Peak (Horizontal)

Sub-range 2
Frequencies: 2.412 GHz - 2.512 GHz (Analyser mode) 15000 Points
Settings: RBW: 20MHz, VBW: 60MHz, Auto, Attenuation: 0 dB, Sweep count 1, Preamp: Off, LN Preamp: Off, Preselector: Off
Polarization: Horizontal
Distance: 3 m

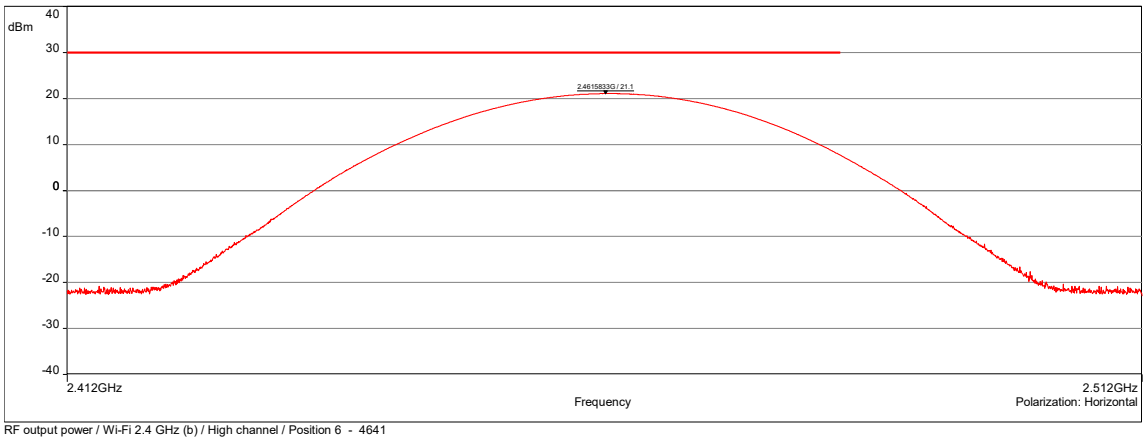

RF output power / Wi-Fi 2.4 GHz (b) / High channel / Position 6 - 4641

Frequency (MHz)	Configuration	Level (dBm)	Limit (dBm)
2462	Vertical	20.10	30
2462	Horizontal	21.10	30

Configuration:	N/A
Comments:	N/A

EUT modification(s): N/A

RADIATED EMISSION LIMITS - GRAPH			
RF OUTPUT POWER / WI-FI 2.4 GHZ (GN) / LOW CHANNEL / POSITION 1		EMI4643	
EUT mode:	Tx mode	**T (°C):**	20.6
Test Date:	20/02/2025	**H (%):**	41.6
Test Operator:	MPA	**P (hPa):**	1027

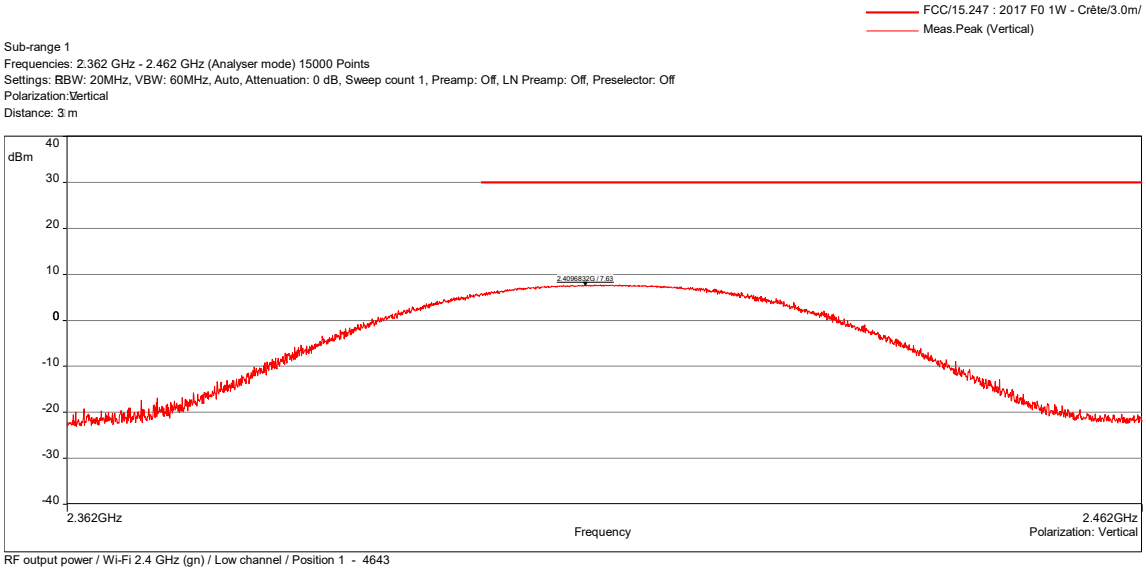

RF output power / Wi-Fi 2.4 GHz (gn) / Low channel / Position 1 - 4643

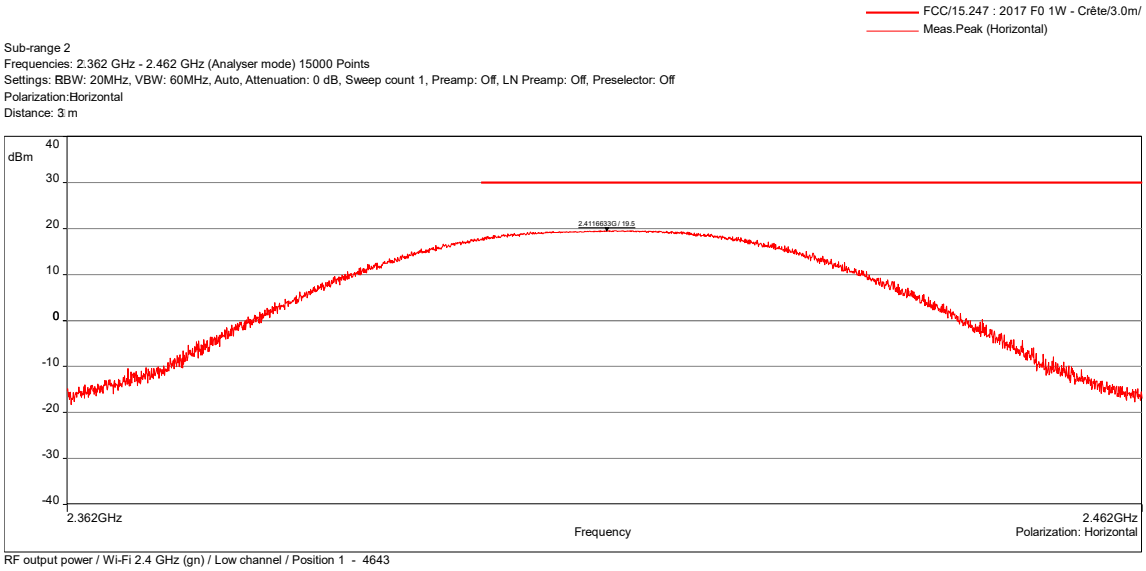

RF output power / Wi-Fi 2.4 GHz (gn) / Low channel / Position 1 - 4643

Frequency (MHz)	Configuration	Level (dBm)	Limit (dBm)
2412	Vertical	7.63	30
2412	Horizontal	19.50	30

Configuration:	N/A
Comments:	N/A

EUT modification(s): N/A

RADIATED EMISSION LIMITS - GRAPH			
RF OUTPUT POWER / WI-FI 2.4 GHZ (GN) / LOW CHANNEL / POSITION 2		EMI4644	
EUT mode:	Tx mode	**T (°C):**	20.6
Test Date:	20/02/2025	**H (%):**	41.6
Test Operator:	MPA	**P (hPa):**	1027

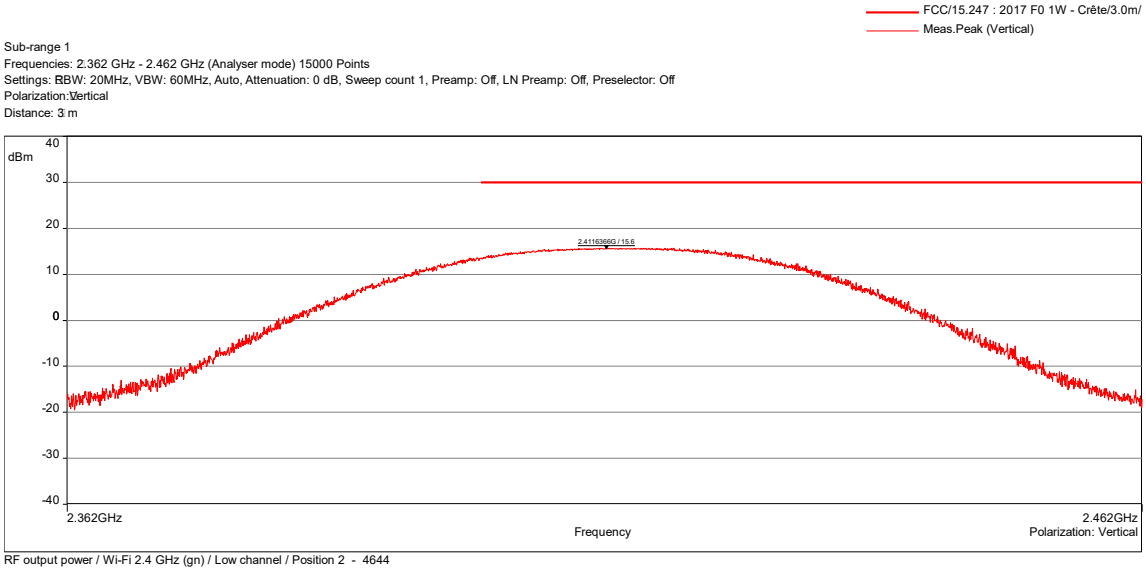

RF output power / Wi-Fi 2.4 GHz (gn) / Low channel / Position 2 - 4644

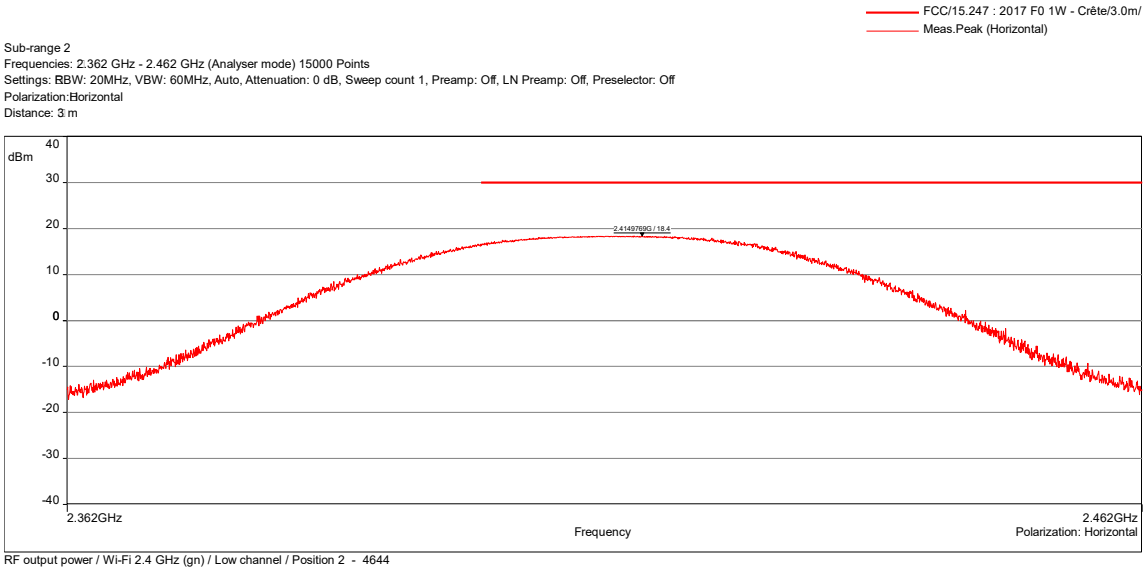

RF output power / Wi-Fi 2.4 GHz (gn) / Low channel / Position 2 - 4644

Frequency (MHz)	Configuration	Level (dBm)	Limit (dBm)
2412	Vertical	15.60	30
2412	Horizontal	18.40	30

Configuration:	N/A
Comments:	N/A

EUT modification(s): N/A

RADIATED EMISSION LIMITS - GRAPH			
RF OUTPUT POWER / WI-FI 2.4 GHZ (GN) / LOW CHANNEL / POSITION 3		EMI4645	
EUT mode:	Tx mode	**T (°C):**	20.6
Test Date:	20/02/2025	**H (%):**	41.6
Test Operator:	MPA	**P (hPa):**	1027

FCC/15.247 : 2017 F0 1W - Crête/3.0m/
Meas.Peak (Vertical)

Sub-range 1
Frequencies: 2.362 GHz - 2.462 GHz (Analyser mode) 15000 Points
Settings: RBW: 20MHz, VBW: 60MHz, Auto, Attenuation: 0 dB, Sweep count 1, Preamp: Off, LN Preamp: Off, Preselector: Off
Polarization:Vertical
Distance: 3 m

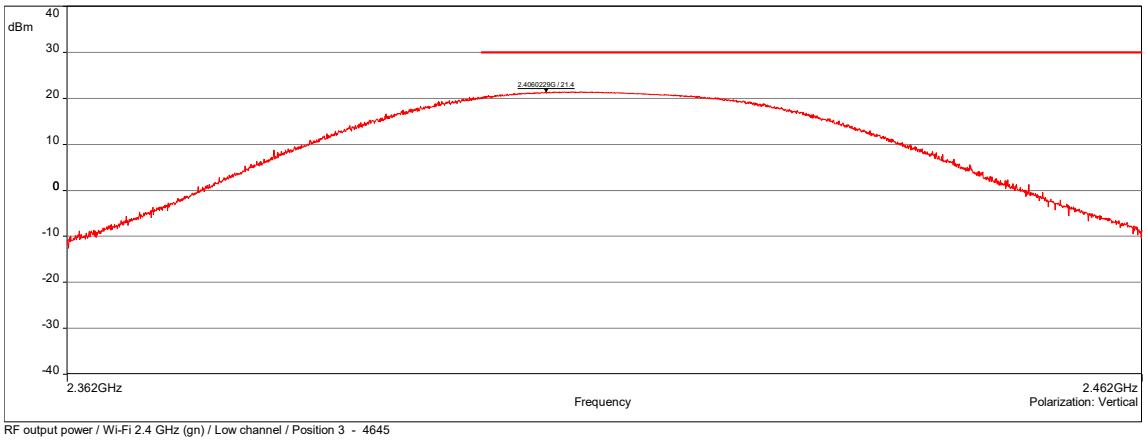

RF output power / Wi-Fi 2.4 GHz (gn) / Low channel / Position 3 - 4645

FCC/15.247 : 2017 F0 1W - Crête/3.0m/
Meas.Peak (Horizontal)

Sub-range 2
Frequencies: 2.362 GHz - 2.462 GHz (Analyser mode) 15000 Points
Settings: RBW: 20MHz, VBW: 60MHz, Auto, Attenuation: 0 dB, Sweep count 1, Preamp: Off, LN Preamp: Off, Preselector: Off
Polarization:Horizontal
Distance: 3 m

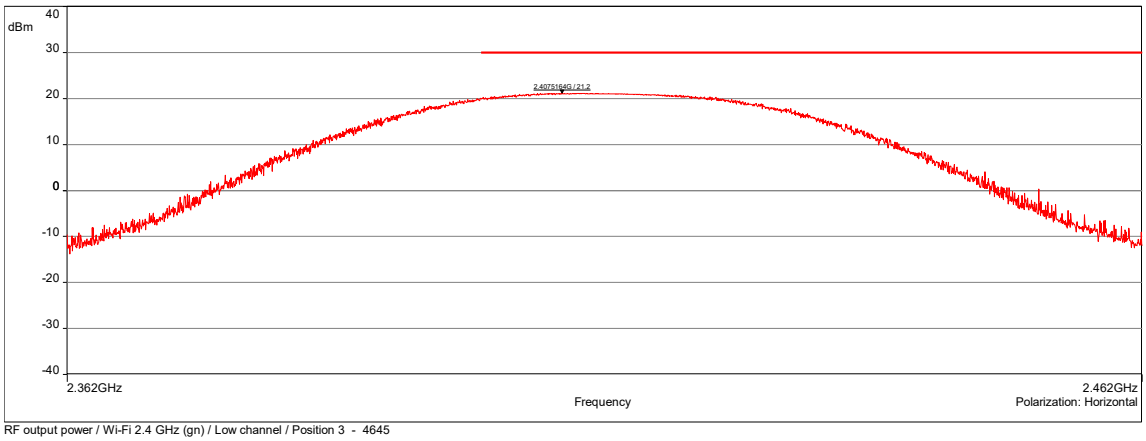

RF output power / Wi-Fi 2.4 GHz (gn) / Low channel / Position 3 - 4645

Frequency (MHz)	Configuration	Level (dBm)	Limit (dBm)
2412	Vertical	21.40	30
2412	Horizontal	21.20	30

Configuration:	N/A
Comments:	N/A

EUT modification(s): N/A

RADIATED EMISSION LIMITS - GRAPH			
RF OUTPUT POWER / WI-FI 2.4 GHZ (GN) / LOW CHANNEL / POSITION 4		EMI4646	
EUT mode:	Tx mode	**T (°C):**	20.6
Test Date:	21/02/2025	**H (%):**	41.6
Test Operator:	MPA	**P (hPa):**	1027

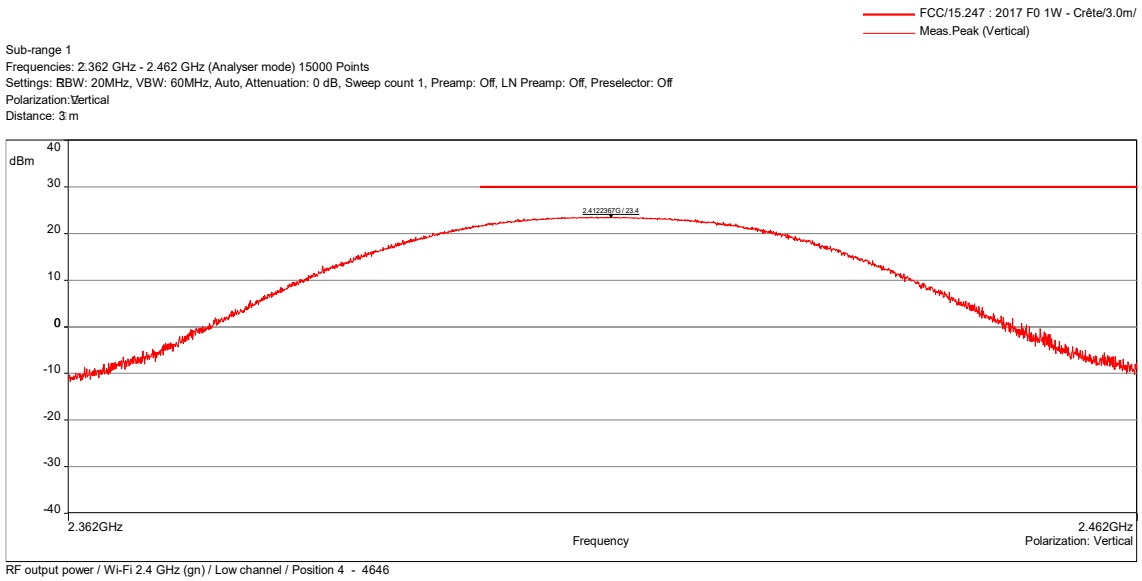

RF output power / Wi-Fi 2.4 GHz (gn) / Low channel / Position 4 - 4646

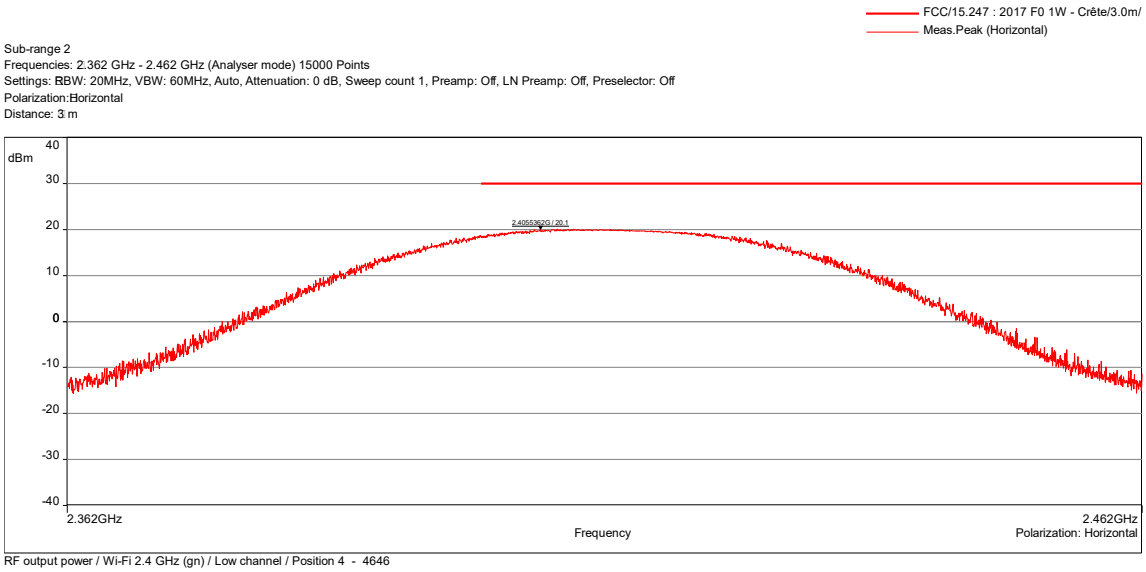

RF output power / Wi-Fi 2.4 GHz (gn) / Low channel / Position 4 - 4646

Frequency (MHz)	Configuration	Level (dBm)	Limit (dBm)
2412	Vertical	23.40	30
2412	Horizontal	20.10	30

Configuration:	N/A
Comments:	N/A

EUT modification(s): N/A

RADIATED EMISSION LIMITS - GRAPH			
RF OUTPUT POWER / WI-FI 2.4 GHZ (GN) / LOW CHANNEL / POSITION 5		EMI4647	
EUT mode:	Tx mode	**T (°C):**	20.6
Test Date:	24/02/2025	**H (%):**	41.6
Test Operator:	MPA	**P (hPa):**	1027

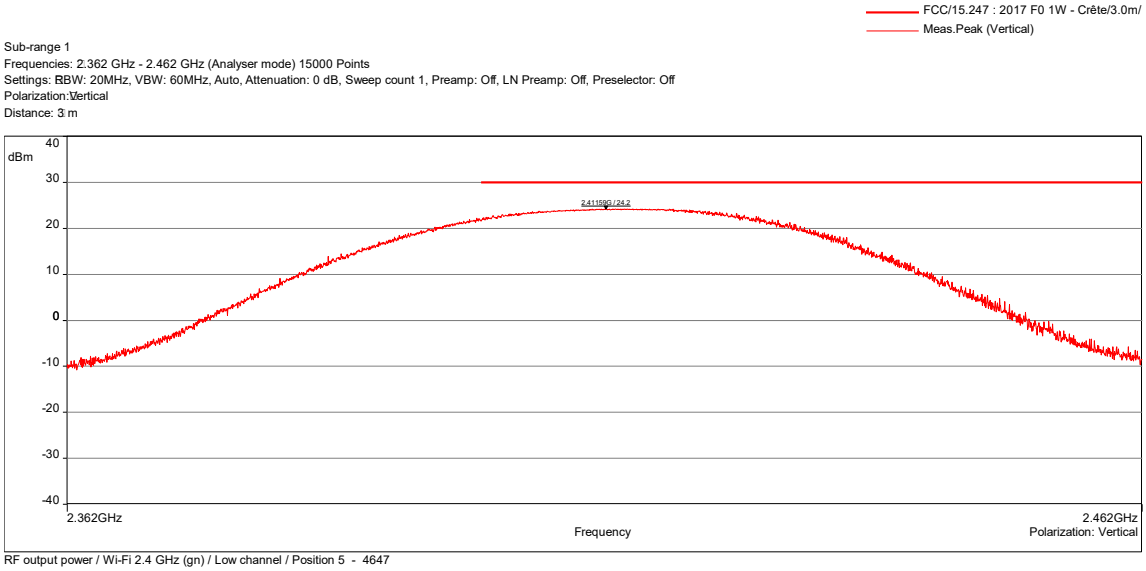

RF output power / Wi-Fi 2.4 GHz (gn) / Low channel / Position 5 - 4647

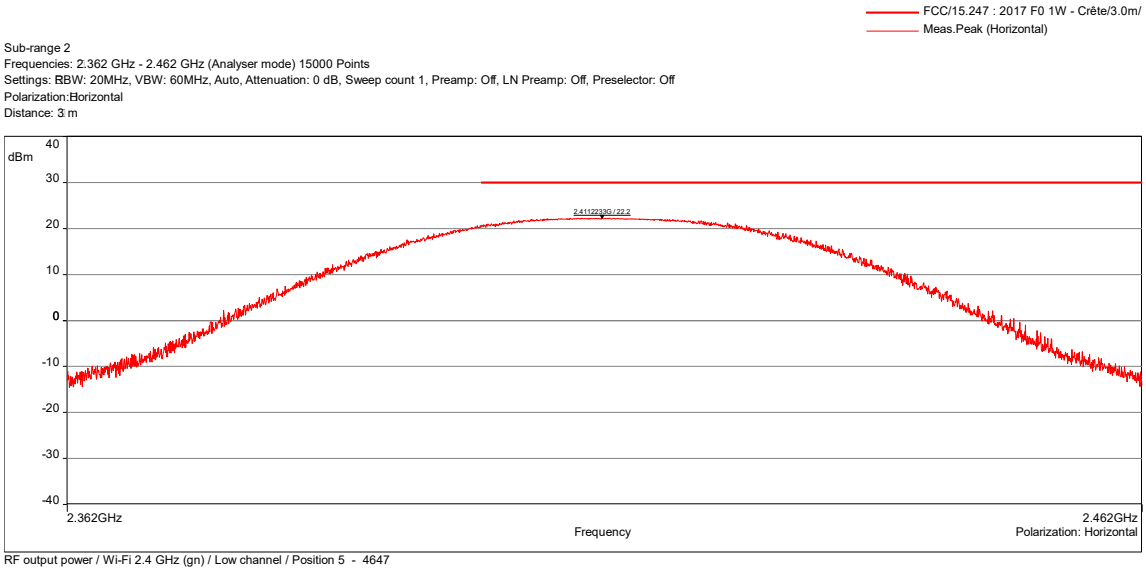

RF output power / Wi-Fi 2.4 GHz (gn) / Low channel / Position 5 - 4647

Frequency (MHz)	Configuration	Level (dBm)	Limit (dBm)
2412	Vertical	24.20	30
2412	Horizontal	22.20	30

Configuration:	N/A
Comments:	N/A

EUT modification(s): N/A

RADIATED EMISSION LIMITS - GRAPH			
RF OUTPUT POWER / WI-FI 2.4 GHZ (GN) / LOW CHANNEL / POSITION 6		EMI4648	
EUT mode:	Tx mode	**T (°C):**	20.6
Test Date:	24/02/2025	**H (%):**	41.6
Test Operator:	MPA	**P (hPa):**	1027

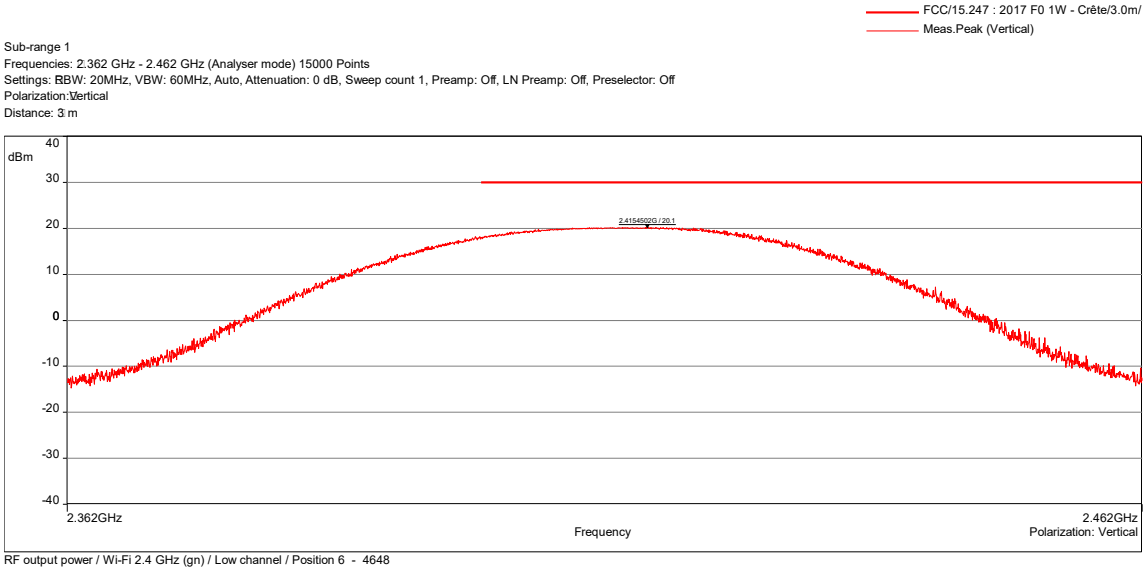

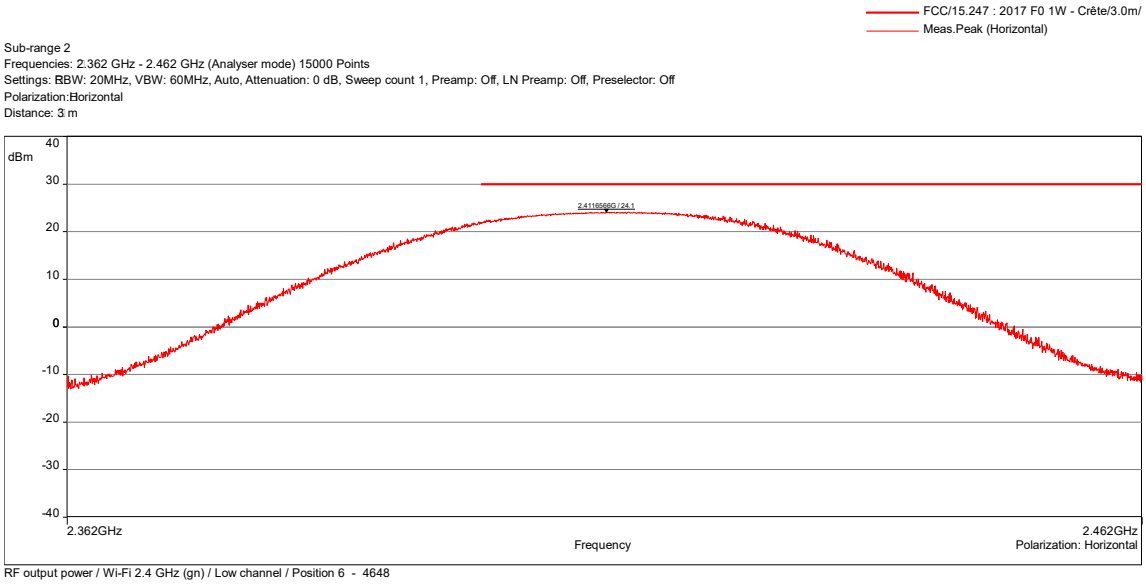

Frequency (MHz)	Configuration	Level (dBm)	Limit (dBm)
2412	Vertical	20.10	30
2412	Horizontal	24.10	30

Configuration:	N/A
Comments:	N/A

EUT modification(s): N/A

RADIATED EMISSION LIMITS - GRAPH			
RF OUTPUT POWER / WI-FI 2.4 GHZ (GN) / MID CHANNEL / POSITION 1		EMI4650	
EUT mode:	Tx mode	**T (°C):**	20.6
Test Date:	20/02/2025	**H (%):**	41.6
Test Operator:	MPA	**P (hPa):**	1027

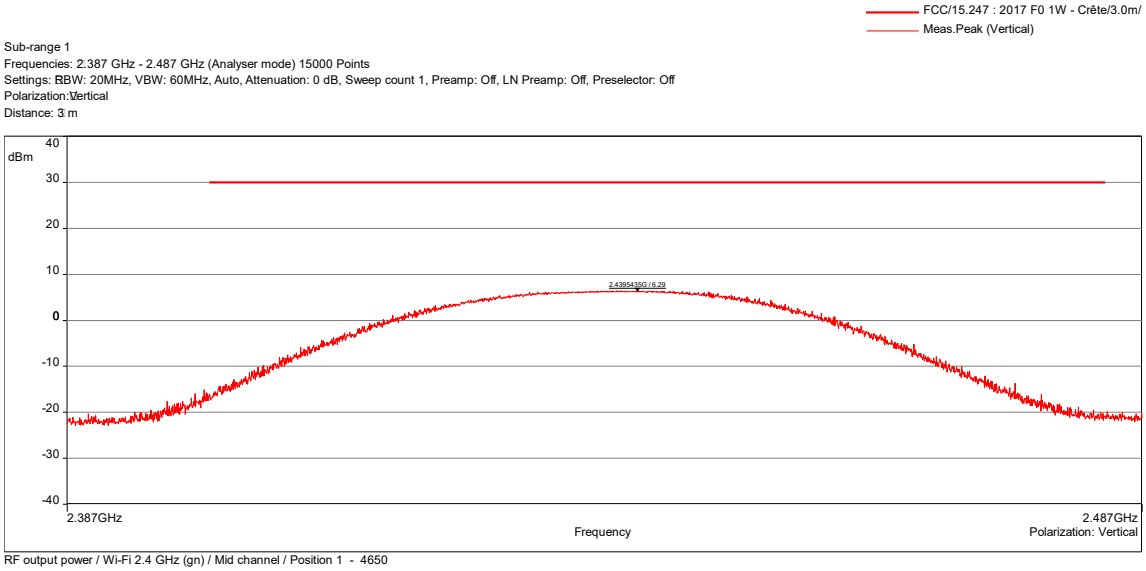

RF output power / Wi-Fi 2.4 GHz (gn) / Mid channel / Position 1 - 4650

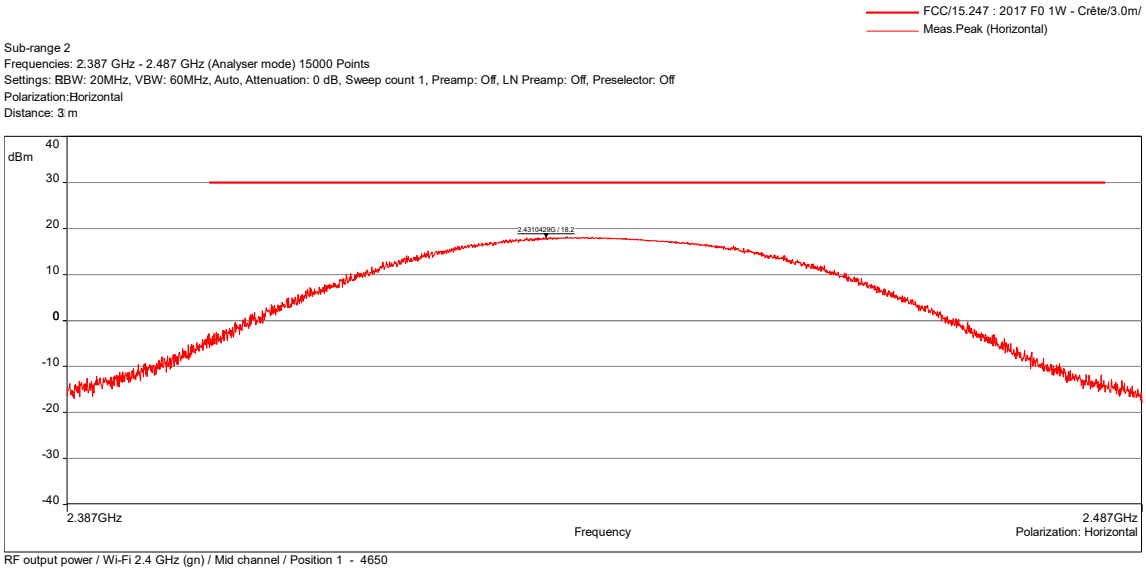

RF output power / Wi-Fi 2.4 GHz (gn) / Mid channel / Position 1 - 4650

Frequency (MHz)	Configuration	Level (dBm)	Limit (dBm)
2437	Vertical	6.29	30
2437	Horizontal	18.20	30

Configuration:	N/A
Comments:	N/A

EUT modification(s): N/A

RADIATED EMISSION LIMITS - GRAPH			
RF OUTPUT POWER / WI-FI 2.4 GHZ (GN) / MID CHANNEL / POSITION 2		EMI4651	
EUT mode:	Tx mode	**T (°C):**	20.6
Test Date:	20/02/2025	**H (%):**	41.6
Test Operator:	MPA	**P (hPa):**	1027

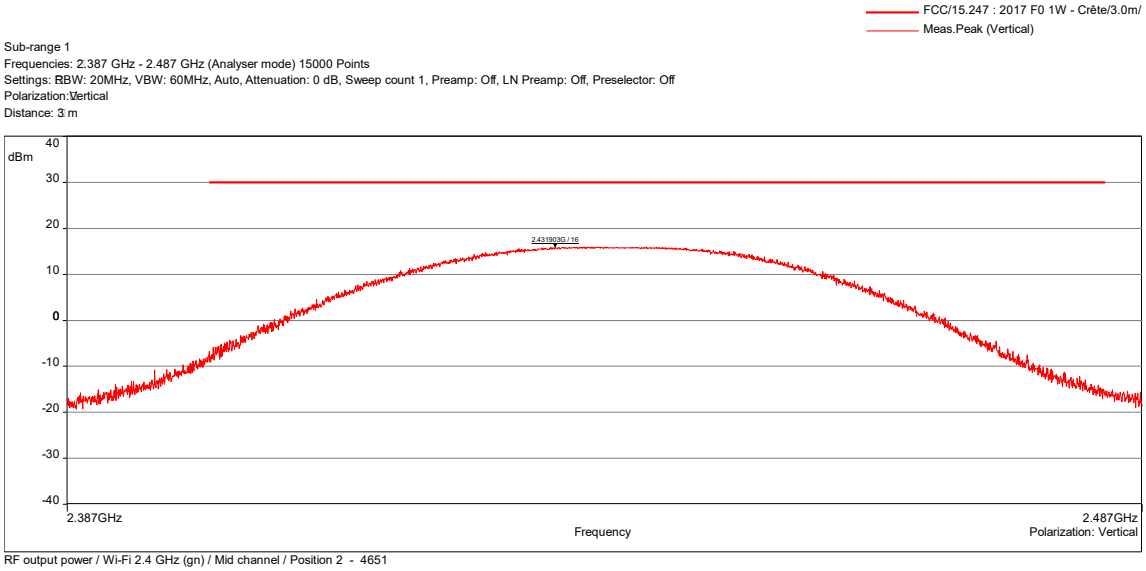

RF output power / Wi-Fi 2.4 GHz (gn) / Mid channel / Position 2 - 4651

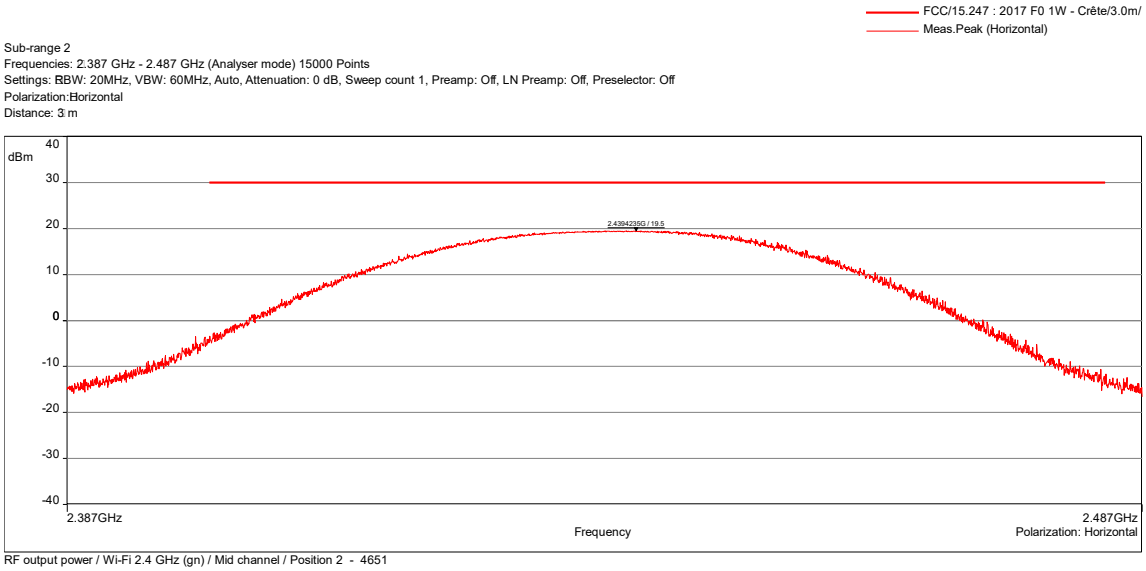

RF output power / Wi-Fi 2.4 GHz (gn) / Mid channel / Position 2 - 4651

Frequency (MHz)	Configuration	Level (dBm)	Limit (dBm)
2437	Vertical	16.00	30
2437	Horizontal	19.50	30

Configuration:	N/A
Comments:	N/A

EUT modification(s): N/A

RADIATED EMISSION LIMITS - GRAPH			
RF OUTPUT POWER / WI-FI 2.4 GHZ (GN) / MID CHANNEL / POSITION 3		EMI4652	
EUT mode:	Tx mode	**T (°C):**	20.6
Test Date:	20/02/2025	**H (%):**	41.6
Test Operator:	MPA	**P (hPa):**	1027

FCC/15.247 : 2017 F0 1W - Crête/3.0m/
Meas.Peak (Vertical)

Sub-range 1
Frequencies: 2.387 GHz - 2.487 GHz (Analyser mode) 15000 Points
Settings: RBW: 20MHz, VBW: 60MHz, Auto, Attenuation: 0 dB, Sweep count 1, Preamp: Off, LN Preamp: Off, Preselector: Off
Polarization: Vertical
Distance: 3 m

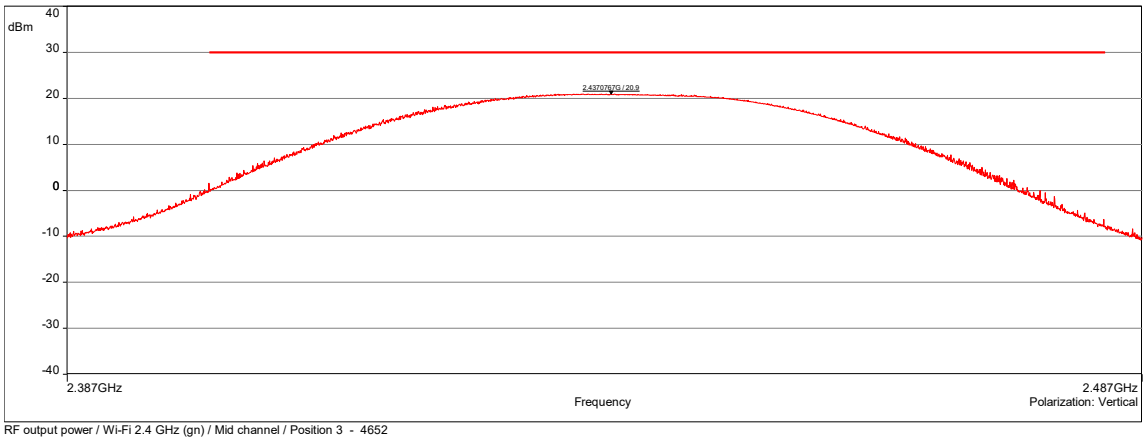

RF output power / Wi-Fi 2.4 GHz (gn) / Mid channel / Position 3 - 4652

FCC/15.247 : 2017 F0 1W - Crête/3.0m/
Meas.Peak (Horizontal)

Sub-range 2
Frequencies: 2.387 GHz - 2.487 GHz (Analyser mode) 15000 Points
Settings: RBW: 20MHz, VBW: 60MHz, Auto, Attenuation: 0 dB, Sweep count 1, Preamp: Off, LN Preamp: Off, Preselector: Off
Polarization: Horizontal
Distance: 3 m

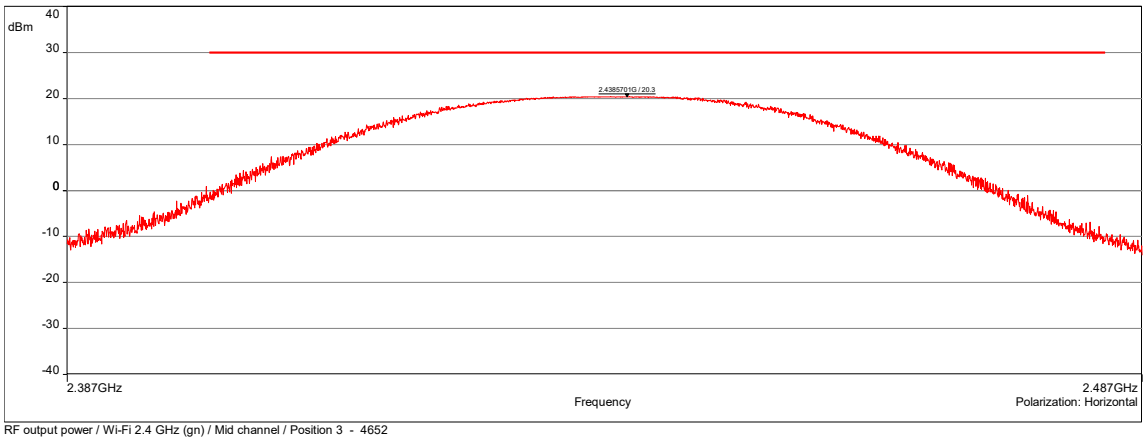

RF output power / Wi-Fi 2.4 GHz (gn) / Mid channel / Position 3 - 4652

Frequency (MHz)	Configuration	Level (dBm)	Limit (dBm)
2437	Vertical	20.90	30
2437	Horizontal	20.30	30

Configuration:	N/A
Comments:	N/A

EUT modification(s): N/A

RADIATED EMISSION LIMITS - GRAPH			
RF OUTPUT POWER / WI-FI 2.4 GHZ (GN) / MID CHANNEL / POSITION 4		EMI4653	
EUT mode:	Tx mode	**T (°C):**	20.6
Test Date:	21/02/2025	**H (%):**	41.6
Test Operator:	MPA	**P (hPa):**	1027

FCC/15.247 : 2017 F0 1W - Crête/3.0m/
Meas.Peak (Vertical)

Sub-range 1
Frequencies: 2.387 GHz - 2.487 GHz (Analyser mode) 15000 Points
Settings: RBW: 20MHz, VBW: 60MHz, Auto, Attenuation: 0 dB, Sweep count 1, Preamp: Off, LN Preamp: Off, Preselector: Off
Polarization: Vertical
Distance: 3 m

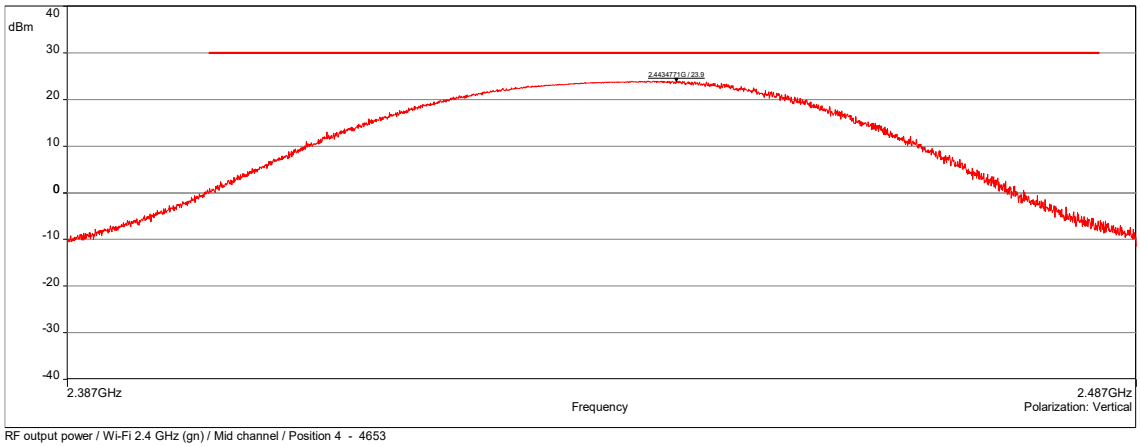

RF output power / Wi-Fi 2.4 GHz (gn) / Mid channel / Position 4 - 4653

FCC/15.247 : 2017 F0 1W - Crête/3.0m/
Meas.Peak (Horizontal)

Sub-range 2
Frequencies: 2.387 GHz - 2.487 GHz (Analyser mode) 15000 Points
Settings: RBW: 20MHz, VBW: 60MHz, Auto, Attenuation: 0 dB, Sweep count 1, Preamp: Off, LN Preamp: Off, Preselector: Off
Polarization: Horizontal
Distance: 3 m

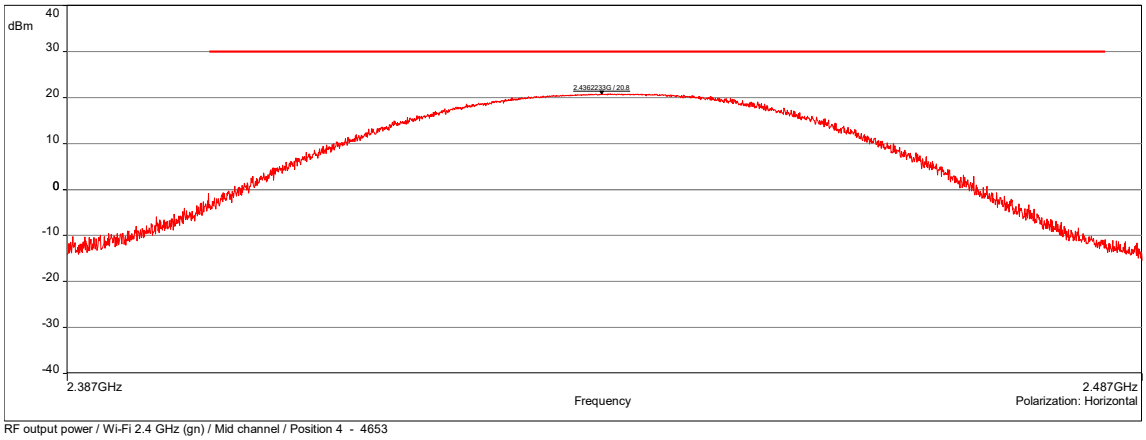

RF output power / Wi-Fi 2.4 GHz (gn) / Mid channel / Position 4 - 4653

Frequency (MHz)	Configuration	Level (dBm)	Limit (dBm)
2437	Vertical	23.90	30
2437	Horizontal	20.80	30

Configuration:	N/A
Comments:	N/A

EUT modification(s): N/A

RADIATED EMISSION LIMITS - GRAPH			
RF OUTPUT POWER / WI-FI 2.4 GHZ (GN) / MID CHANNEL / POSITION 5		EMI4654	
EUT mode:	Tx mode	**T (°C):**	20.6
Test Date:	24/02/2025	**H (%):**	41.6
Test Operator:	MPA	**P (hPa):**	1027

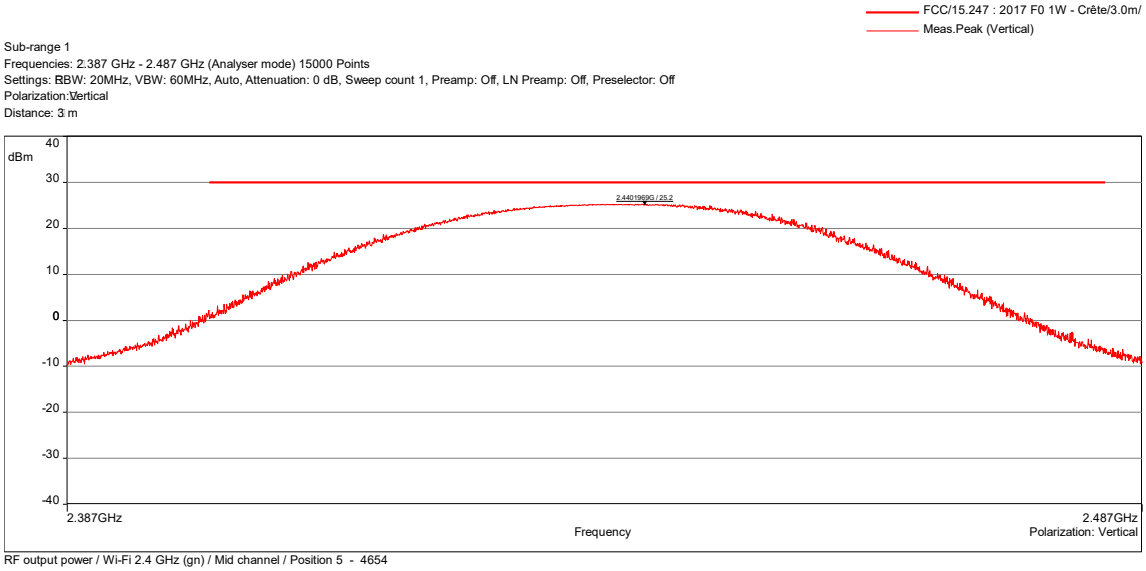

RF output power / Wi-Fi 2.4 GHz (gn) / Mid channel / Position 5 - 4654

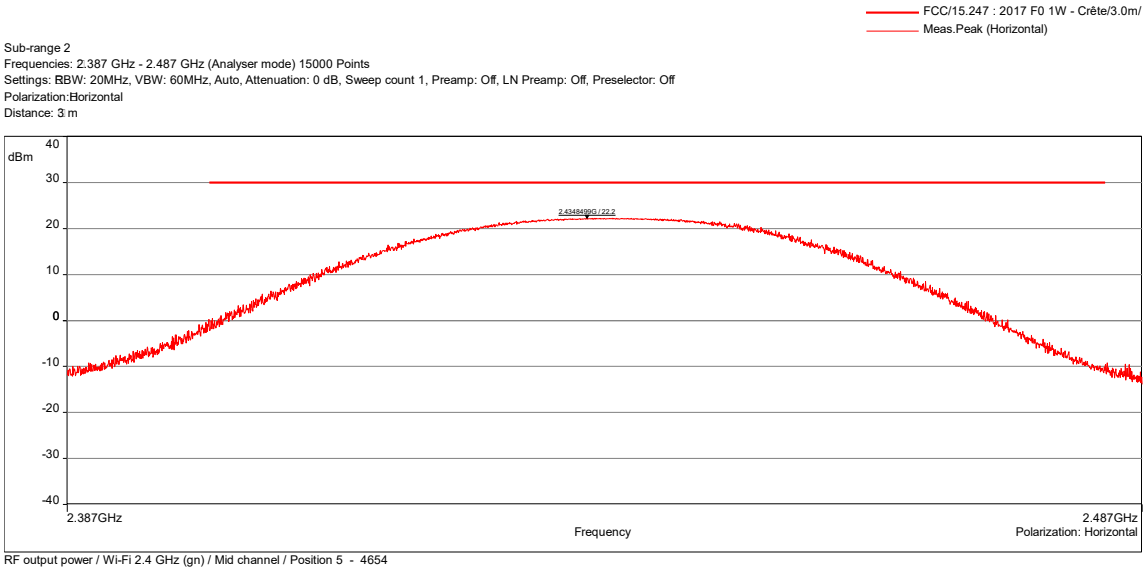

RF output power / Wi-Fi 2.4 GHz (gn) / Mid channel / Position 5 - 4654

Frequency (MHz)	Configuration	Level (dBm)	Limit (dBm)
2437	Vertical	25.20	30
2437	Horizontal	22.20	30

Configuration:	N/A
Comments:	N/A

EUT modification(s): N/A

RADIATED EMISSION LIMITS - GRAPH			
RF OUTPUT POWER / WI-FI 2.4 GHZ (GN) / MID CHANNEL / POSITION 6		EMI4655	
EUT mode:	Tx mode	**T (°C):**	20.6
Test Date:	24/02/2025	**H (%):**	41.6
Test Operator:	MPA	**P (hPa):**	1027

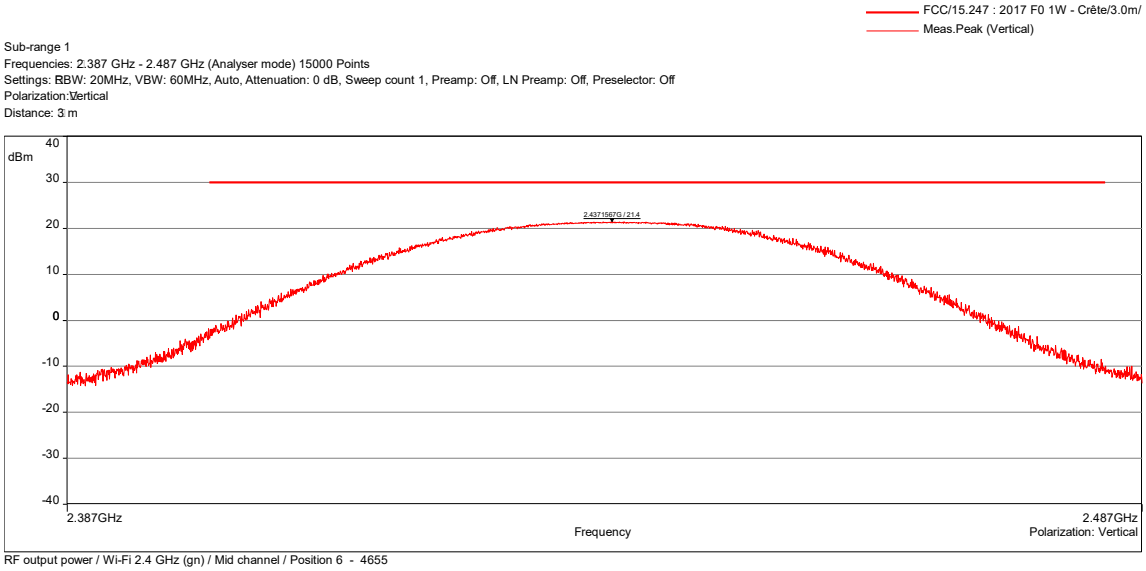

RF output power / Wi-Fi 2.4 GHz (gn) / Mid channel / Position 6 - 4655

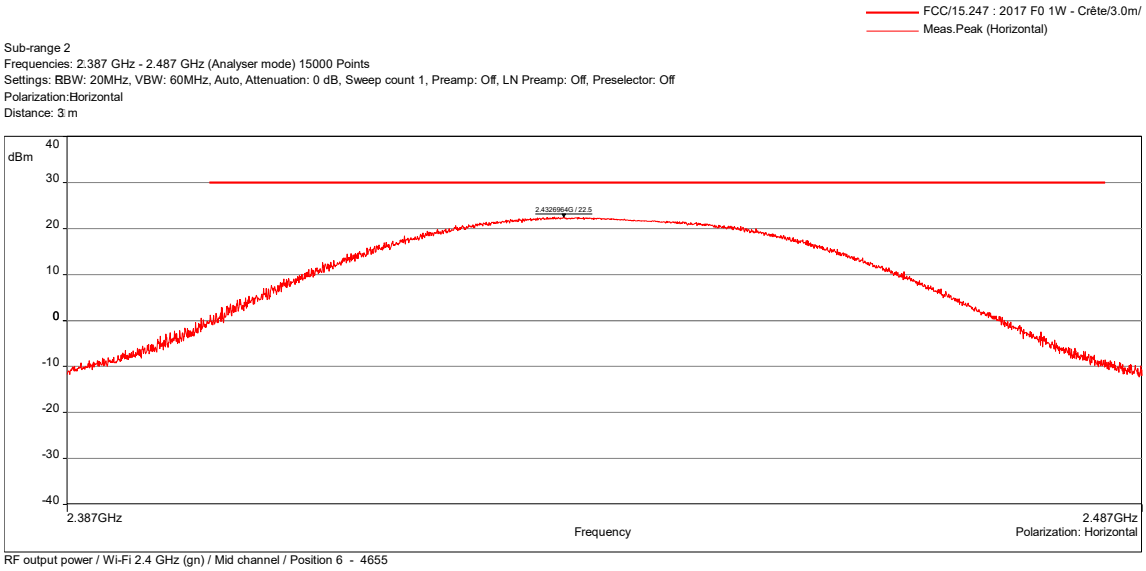

RF output power / Wi-Fi 2.4 GHz (gn) / Mid channel / Position 6 - 4655

Frequency (MHz)	Configuration	Level (dBm)	Limit (dBm)
2437	Vertical	21.40	30
2437	Horizontal	22.50	30

Configuration:	N/A
Comments:	N/A

EUT modification(s): N/A

RADIATED EMISSION LIMITS - GRAPH			
RF OUTPUT POWER / WI-FI 2.4 GHZ (GN) / HIGH CHANNEL / POSITION 1		EMI4657	
EUT mode:	Tx mode	**T (°C):**	20.6
Test Date:	20/02/2025	**H (%):**	41.6
Test Operator:	MPA	**P (hPa):**	1027

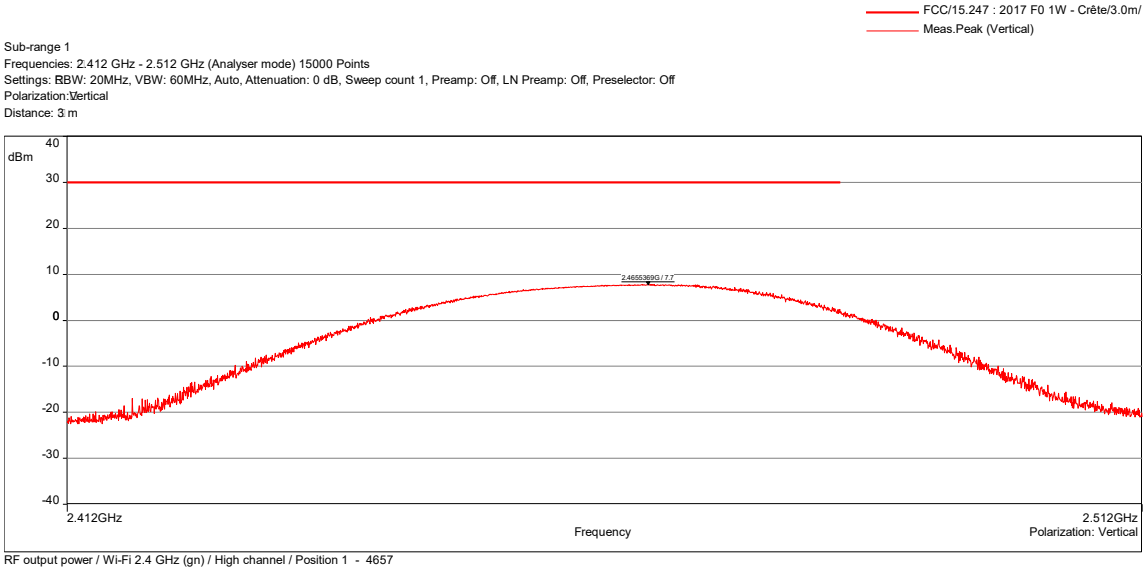

RF output power / Wi-Fi 2.4 GHz (gn) / High channel / Position 1 - 4657

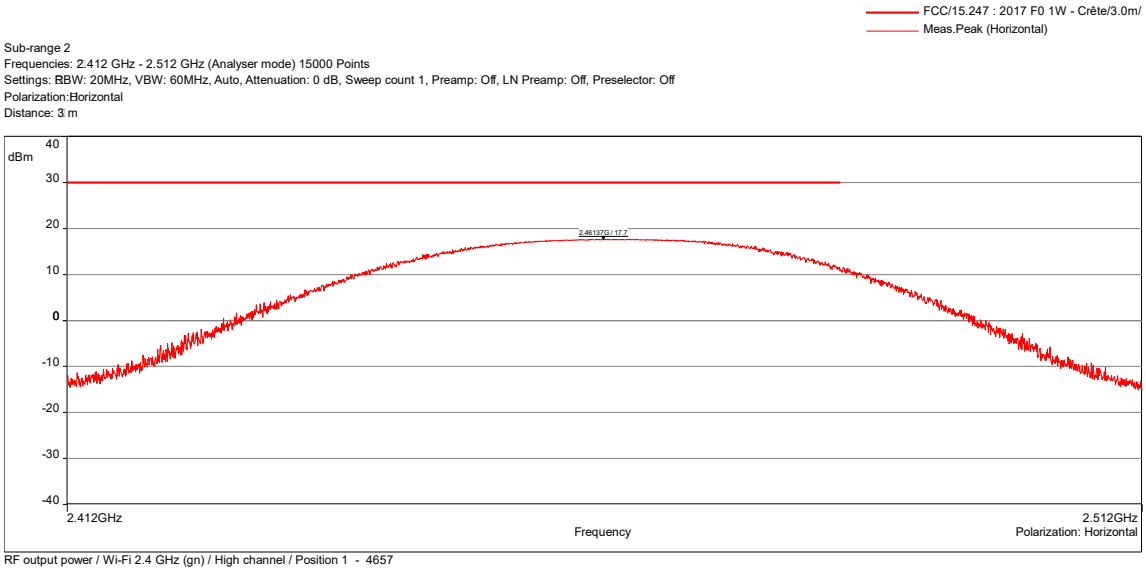

RF output power / Wi-Fi 2.4 GHz (gn) / High channel / Position 1 - 4657

Frequency (MHz)	Configuration	Level (dBm)	Limit (dBm)
2462	Vertical	7.70	30
2462	Horizontal	17.70	30

Configuration:	N/A
Comments:	N/A

EUT modification(s): N/A

RADIATED EMISSION LIMITS - GRAPH			
RF OUTPUT POWER / WI-FI 2.4 GHZ (GN) / HIGH CHANNEL / POSITION 2		EMI4658	
EUT mode:	Tx mode	**T (°C):**	20.6
Test Date:	20/02/2025	**H (%):**	41.6
Test Operator:	MPA	**P (hPa):**	1027

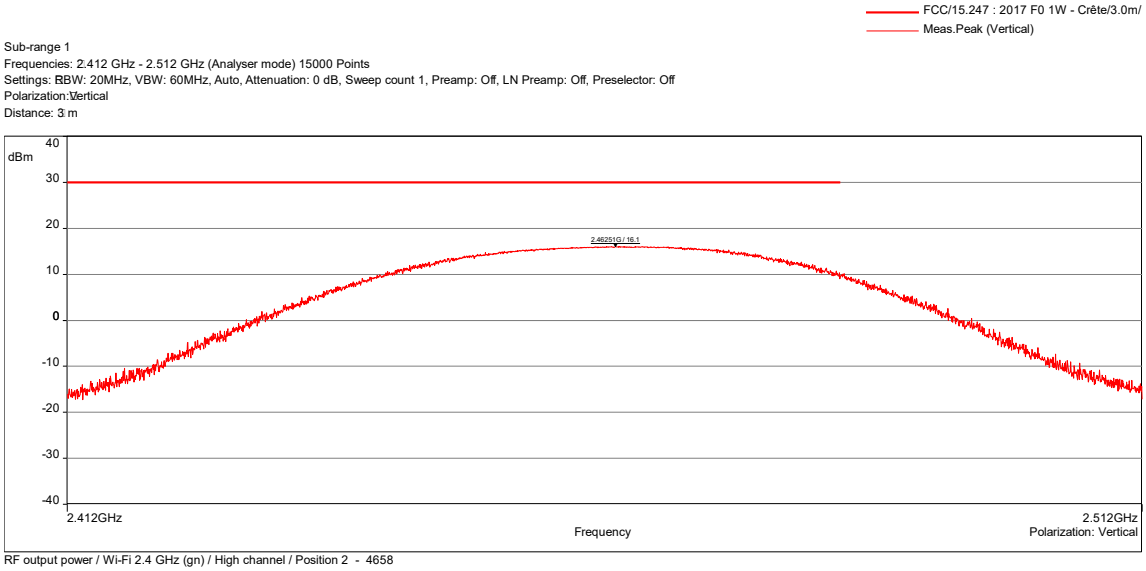

RF output power / Wi-Fi 2.4 GHz (gn) / High channel / Position 2 - 4658

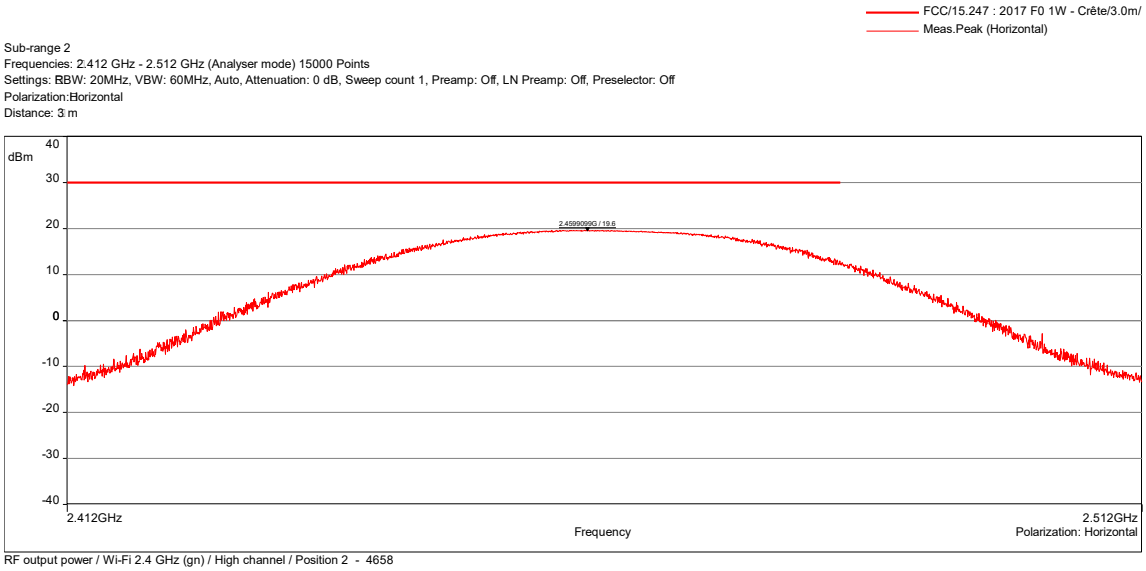

RF output power / Wi-Fi 2.4 GHz (gn) / High channel / Position 2 - 4658

Frequency (MHz)	Configuration	Level (dBm)	Limit (dBm)
2462	Vertical	16.10	30
2462	Horizontal	19.60	30

Configuration:	N/A
Comments:	N/A

EUT modification(s): N/A

RADIATED EMISSION LIMITS - GRAPH			
RF OUTPUT POWER / WI-FI 2.4 GHZ (GN) / HIGH CHANNEL / POSITION 3		EMI4659	
EUT mode:	Tx mode	**T (°C):**	20.6
Test Date:	20/02/2025	**H (%):**	41.6
Test Operator:	MPA	**P (hPa):**	1027

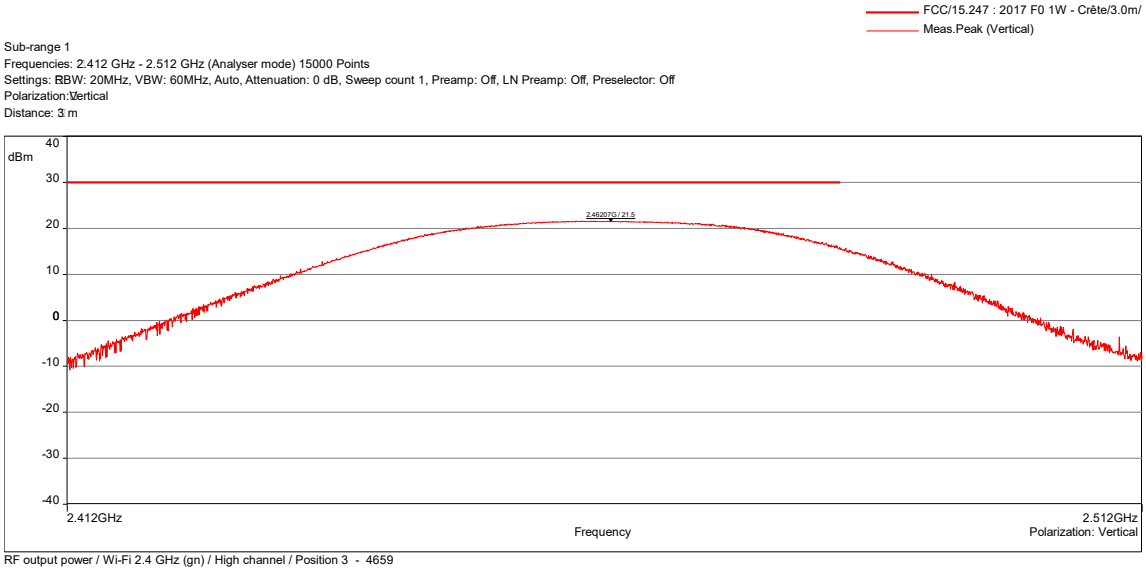

RF output power / Wi-Fi 2.4 GHz (gn) / High channel / Position 3 - 4659

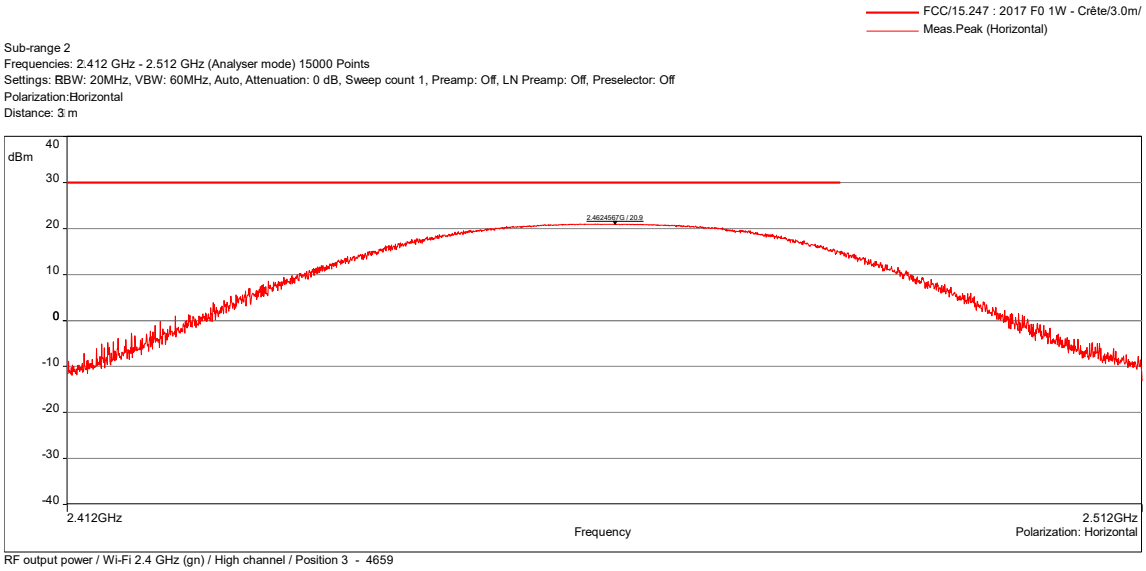

RF output power / Wi-Fi 2.4 GHz (gn) / High channel / Position 3 - 4659

Frequency (MHz)	Configuration	Level (dBm)	Limit (dBm)
2462	Vertical	21.50	30
2462	Horizontal	20.90	30

Configuration:	N/A
Comments:	N/A

EUT modification(s): N/A

RADIATED EMISSION LIMITS - GRAPH			
RF OUTPUT POWER / WI-FI 2.4 GHZ (GN) / HIGH CHANNEL / POSITION 4		EMI4660	
EUT mode:	Tx mode	**T (°C):**	20.6
Test Date:	21/02/2025	**H (%):**	41.6
Test Operator:	MPA	**P (hPa):**	1027

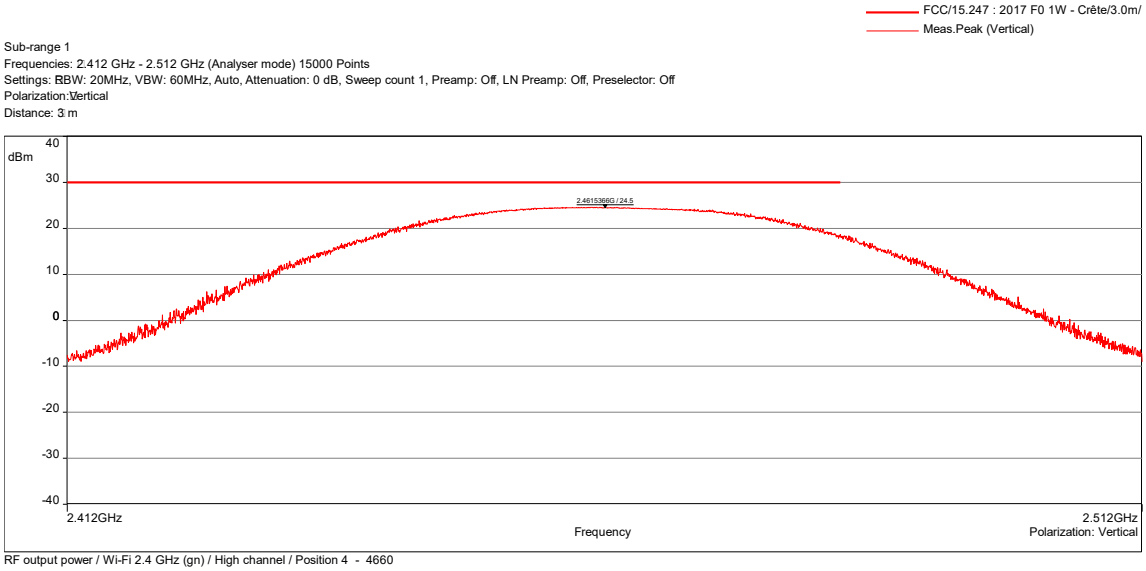

RF output power / Wi-Fi 2.4 GHz (gn) / High channel / Position 4 - 4660

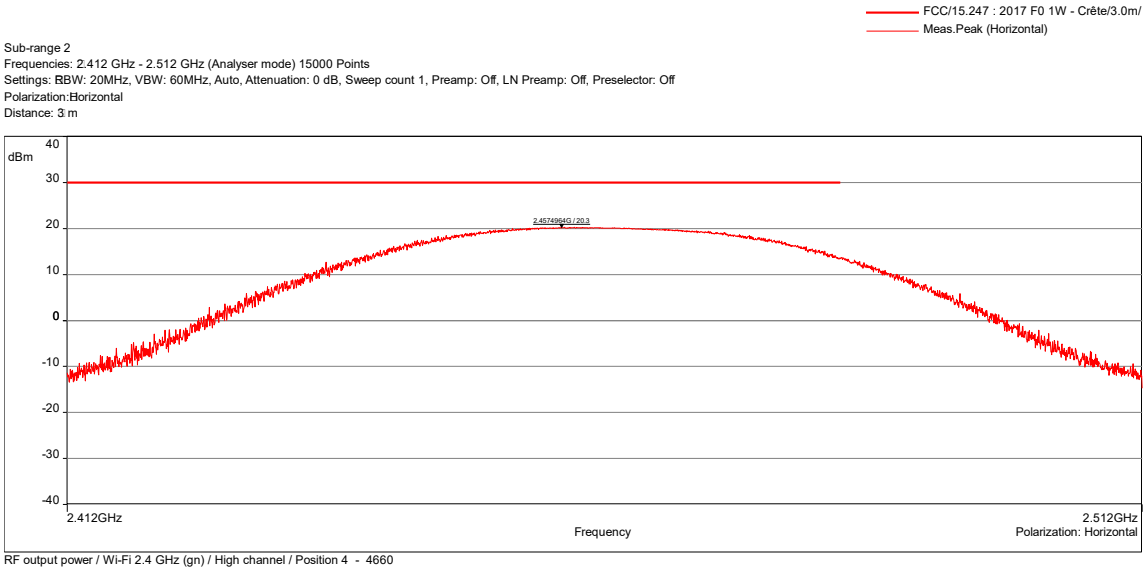

RF output power / Wi-Fi 2.4 GHz (gn) / High channel / Position 4 - 4660

Frequency (MHz)	Configuration	Level (dBm)	Limit (dBm)
2462	Vertical	24.50	30
2462	Horizontal	20.30	30

Configuration:	N/A
Comments:	N/A

EUT modification(s): N/A

RADIATED EMISSION LIMITS - GRAPH			
RF OUTPUT POWER / WI-FI 2.4 GHZ (GN) / HIGH CHANNEL / POSITION 5		EMI4661	
EUT mode:	Tx mode	**T (°C):**	20.6
Test Date:	24/02/2025	**H (%):**	41.6
Test Operator:	MPA	**P (hPa):**	1027

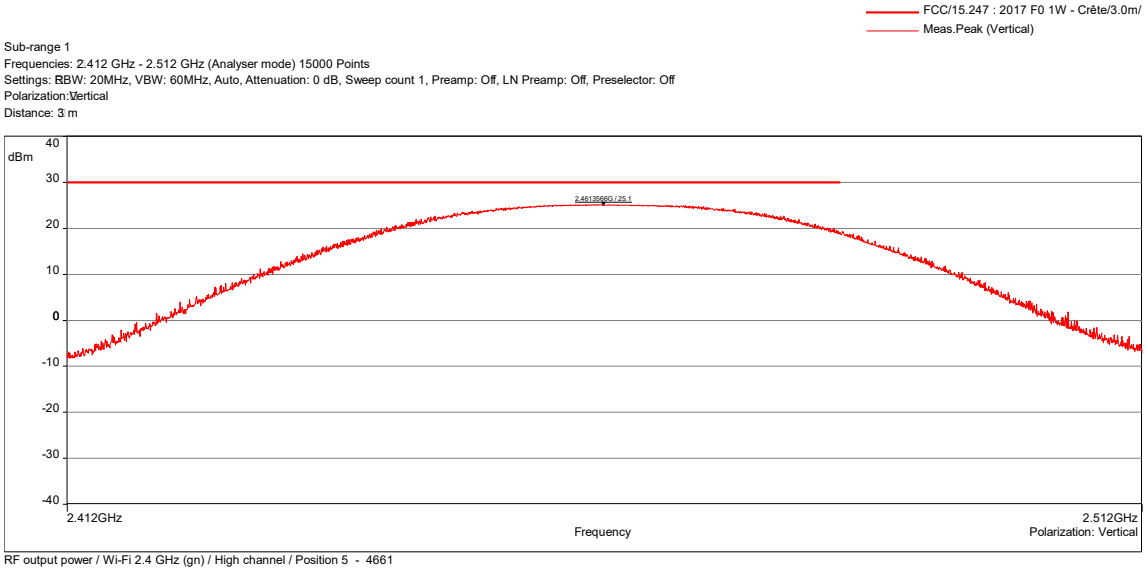

RF output power / Wi-Fi 2.4 GHz (gn) / High channel / Position 5 - 4661

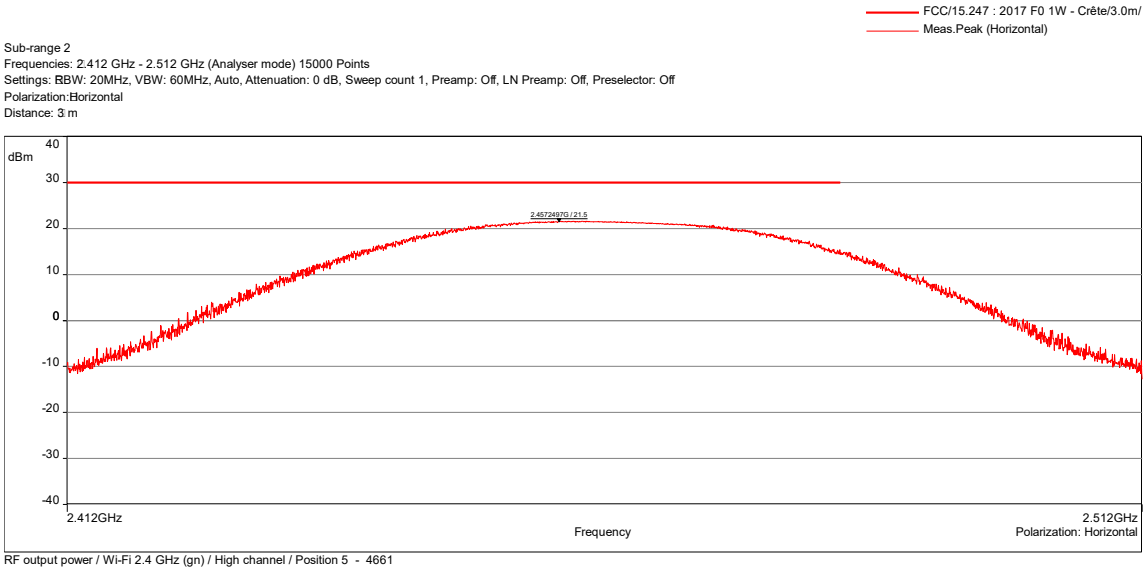

RF output power / Wi-Fi 2.4 GHz (gn) / High channel / Position 5 - 4661

Frequency (MHz)	Configuration	Level (dBm)	Limit (dBm)
2462	Vertical	25.10	30
2462	Horizontal	21.50	30

Configuration:	N/A
Comments:	N/A

EUT modification(s): N/A

RADIATED EMISSION LIMITS - GRAPH			
RF OUTPUT POWER / WI-FI 2.4 GHZ (GN) / HIGH CHANNEL / POSITION 6		EMI4662	
EUT mode:	Tx mode	**T (°C):**	20.6
Test Date:	24/02/2025	**H (%):**	41.6
Test Operator:	MPA	**P (hPa):**	1027

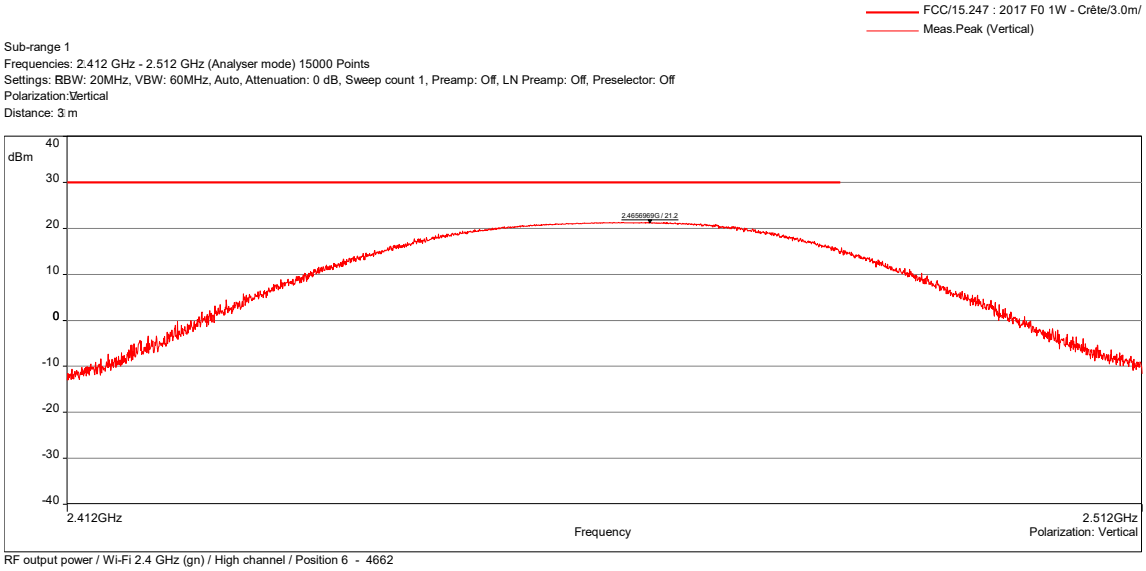

RF output power / Wi-Fi 2.4 GHz (gn) / High channel / Position 6 - 4662

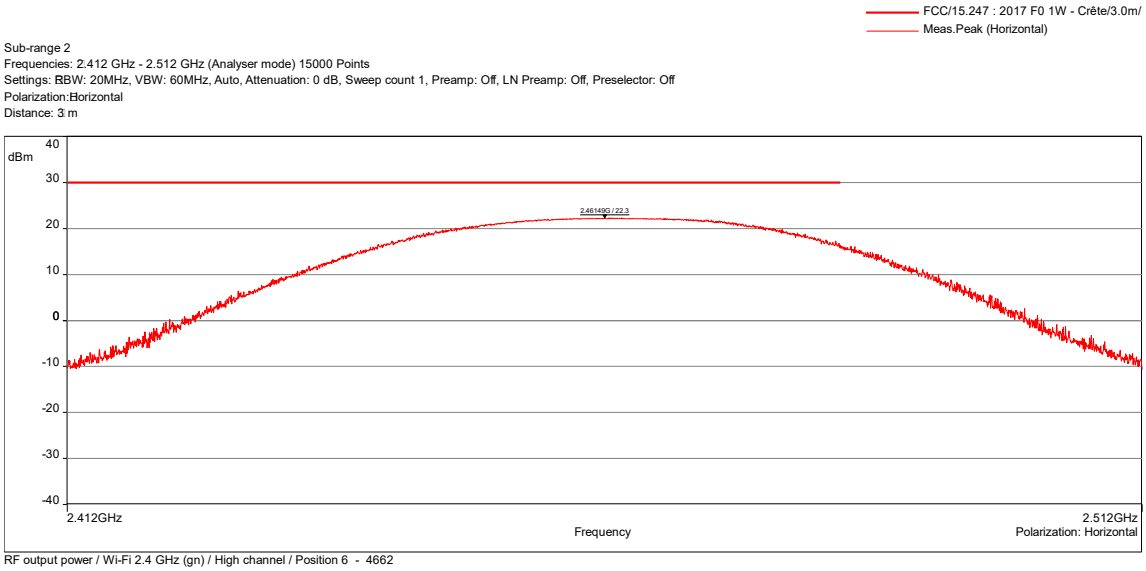

RF output power / Wi-Fi 2.4 GHz (gn) / High channel / Position 6 - 4662

Frequency (MHz)	Configuration	Level (dBm)	Limit (dBm)
2462	Vertical	21.20	30
2462	Horizontal	22.30	30

Configuration:	N/A
Comments:	N/A

EUT modification(s): N/A

6.4. Power Spectral Density

Reference standard:	FCC part 15 Radio part 15.247 RSS-247
Test method:	ANSI C63.10

Test description: e)

For digitally modulated systems, the power spectral density conducted from the intentional radiator to the antenna shall not be greater than 8 dBm in any 3 kHz band during any time interval of continuous transmission. This power spectral density shall be determined in accordance with the provisions of paragraph (b) of this section. The same method of determining the conducted output power shall be used to determine the power spectral density.

For EUT without dedicated or integral antenna, EUT is connected to the measuring receiver via 50Ω attenuator(s). Radiated power limit applies to the maximum measured conducted power value adjusted by the antenna gain and beamforming gain.

For EUT with integral or dedicated antenna, measurements are done on a normalized test site. EUT is set on an insulating support at 150 cm above the ground reference plane. Measurement is done on a normalized test site by the substitution method. The test antenna is oriented in the two polarizations (vertical and horizontal), and the product is rotated at 360° in the horizontal plane (See photo(s) for initial position of the EUT(0°)). If applicable the test antenna was raised and lowered through the specified range of height until a maximum signal level is detected.

For portable equipments:

- For frequencies < 1GHz a research of maximum level is done on 3 axes
- For frequencies > 1GHz styrofoam wedges, precut to the 30°, 60°, and 90° angles, are used to support the EUT in the 6 different orientations.

Only the highest levels are recorded.

Tested Configuration	Result	Severity	Result Tab.	Verdict
PSD / Wi-Fi 2.4 GHz (b) / Low channel	-0.92 dBm/3kHz	8 dBm/3kHz	EMI4547	**PASS**
PSD / Wi-Fi 2.4 GHz (b) / Mid channel	-0.19 dBm/3kHz		EMI4548	**PASS**
PSD / Wi-Fi 2.4 GHz (b) / High channel	0.92 dBm/3kHz		EMI4549	**PASS**
PSD / Wi-Fi 2.4 GHz (gn) / Low channel	-6.39 dBm/3kHz		EMI4550	**PASS**
PSD / Wi-Fi 2.4 GHz (gn) / Mid channel	-5.51 dBm/3kHz		EMI4551	**PASS**
PSD / Wi-Fi 2.4 GHz (gn) / High channel	-3.99 dBm/3kHz		EMI4552	**PASS**

Laboratory parameters:	Required prior to the test	During the test
Ambient Temperature	15 to 35 °C	*See Graph(s)*
Relative Humidity	20 to 75 %	*See Graph(s)*
Atmospheric pressure	N/A	*See Graph(s)*
Test method deviation: N/A		
Supplementary information: N/A		

Test equipment used					
Category	**Brand**	**Type**	**Identifier**	**Cal. Date**	**Cal. Due**
Antenna	AARONIA	Powerlog 70180	15306	04/01/2023	04/03/2026
Attenuator	EMITECH	SUB.V4-H	18112	03/06/2024	03/08/2025
Attenuator	EMITECH	SUB.V4-V	18111	03/06/2024	03/08/2025
Cable	/	N-1m	3625	02/05/2023	02/07/2025
Cable	Techniwave	N-2.5m	18350	17/08/2023	17/10/2025
Cable	Techniwave	N-3.5m	18352	17/08/2023	17/10/2025

CATEGORY	BRAND	TYPE	IDENTIFIER	CAL. DATE	CAL. DUE
Receiver	Rohde & Schwarz	FSW43	14830(1)	31/08/2022	31/04/2025
Shielded enclosure	COMTEST	C.V4	18014	05/11/2024	05/01/2028
Software	Nexio	BAT EMC	0000		
Thermohygrometer	Testo	608-H1	7562	28/09/2023	28/11/2025
Thermohygrometer	Bioblock Scientific	Météostar	0963	25/09/2023	25/11/2025

BAT-EMC software version: V3.18.0.26 Blank cells = Permanent validity

(1) Under derogation EQSDER000S4100139

TEST SETUP PHOTO(S)

POWER SPECTRAL DENSITY - GRAPH			
PSD / WI-FI 2.4 GHZ (B) / LOW CHANNEL		EMI4547	
EUT mode:	Tx mode	**T (°C):**	20.4
Test Date:	24/02/2025	**H (%):**	51.5
Test Operator:	MPA	**P (hPa):**	1028

POSITION	FREQUENCIES	RBW	VBW	DETECTOR
Vertical	2.405GHz-2.419GHz	3kHz	9kHz	Peak
Configuration:	N/A			
Comments:	N/A			

EUT modification(s): N/A

FREQUENCY	POLARIZATION	LEVEL	LIMIT
2412 MHz	Vertical	-0.92 dBm/3kHz	8 dBm/3kHz

POWER SPECTRAL DENSITY - GRAPH			
PSD / WI-FI 2.4 GHZ (B) / MID CHANNEL		EMI4548	
EUT mode:	Tx mode	**T (°C):**	20.4
Test Date:	24/02/2025	**H (%):**	51.5
Test Operator:	MPA	**P (hPa):**	1028

POSITION	FREQUENCIES	RBW	VBW	DETECTOR
Vertical	2.43GHz-2.444GHz	3kHz	9kHz	Peak
Configuration:	N/A			
Comments:	N/A			
EUT modification(s): N/A				

FREQUENCY	POLARIZATION	LEVEL	LIMIT
2437 MHz	Vertical	-0.19 dBm/3kHz	8 dBm/3kHz

POWER SPECTRAL DENSITY - GRAPH			
PSD / WI-FI 2.4 GHZ (B) / HIGH CHANNEL		EMI4549	
EUT mode:	Tx mode	**T (°C):**	20.4
Test Date:	24/02/2025	**H (%):**	51.5
Test Operator:	MPA	**P (hPa):**	1028

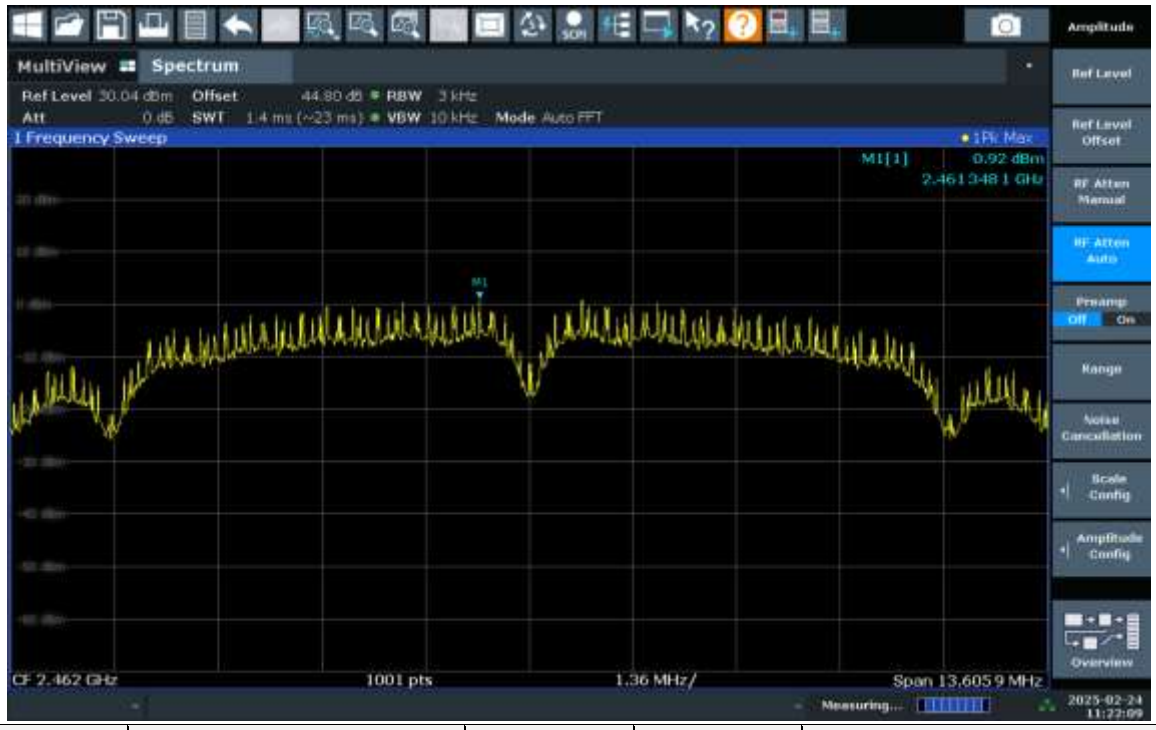

POSITION	FREQUENCIES	RBW	VBW	DETECTOR
Vertical	2.455GHz-2.469GHz	3kHz	9kHz	Peak
Configuration:	N/A			
Comments:	N/A			
EUT modification(s): N/A				

FREQUENCY	POLARIZATION	LEVEL	LIMIT
2462 MHz	Vertical	0.92 dBm/3kHz	8 dBm/3kHz

POWER SPECTRAL DENSITY - GRAPH			
PSD / WI-FI 2.4 GHZ (GN) / LOW CHANNEL		EMI4550	
EUT mode:	Tx mode	**T (°C):**	20.4
Test Date:	24/02/2025	**H (%):**	51.5
Test Operator:	MPA	**P (hPa):**	1028

POSITION	FREQUENCIES	RBW	VBW	DETECTOR
Vertical	2.4GHz-2.424GHz	3kHz	9kHz	Peak
Configuration:	N/A			
Comments:	N/A			
EUT modification(s): N/A				

FREQUENCY	POLARIZATION	LEVEL	LIMIT
2412 MHz	Vertical	-6.39 dBm/3kHz	8 dBm/3kHz

POWER SPECTRAL DENSITY - GRAPH			
PSD / WI-FI 2.4 GHZ (GN) / MID CHANNEL		EMI4551	
EUT mode:	Tx mode	**T (°C):**	20.4
Test Date:	24/02/2025	**H (%):**	51.5
Test Operator:	MPA	**P (hPa):**	1028

POSITION	FREQUENCIES	RBW	VBW	DETECTOR
Vertical	2.425GHz-2.449GHz	3kHz	9kHz	Peak
Configuration:	N/A			
Comments:	N/A			
EUT modification(s): N/A				

FREQUENCY	POLARIZATION	LEVEL	LIMIT
2437 MHz	Vertical	-5.51 dBm/3kHz	8 dBm/3kHz

POWER SPECTRAL DENSITY - GRAPH			
PSD / WI-FI 2.4 GHZ (GN) / HIGH CHANNEL		EMI4552	
EUT mode:	Tx mode	**T (°C):**	20.4
Test Date:	24/02/2025	**H (%):**	51.5
Test Operator:	MPA	**P (hPa):**	1028

POSITION	FREQUENCIES	RBW	VBW	DETECTOR
Vertical	2.45GHz-2.474GHz	3kHz	9kHz	Peak
Configuration:	N/A			
Comments:	N/A			

EUT modification(s): N/A

FREQUENCY	POLARIZATION	LEVEL	LIMIT
2462 MHz	Vertical	-3.99 dBm/3kHz	8 dBm/3kHz

6.5. Band-edge compliance of emissions

Reference standard:	FCC part 15 Radio part 15.247 RSS-247
Test method:	ANSI C63.10

Test description: d)

In any 100 kHz bandwidth outside the frequency band in which the intentional radiator is operating, the radio frequency power that is produced by the intentional radiator shall be at least 20 dB below that in the 100 kHz bandwidth within the band that contains the highest level of the desired power, based on either an RF conducted or a radiated measurement, provided the transmitter demonstrates compliance with the peak conducted power limits. If the transmitter complies with the conducted power limits based on the use of RMS averaging over a time interval, the attenuation required under this paragraph shall be 30 dB instead of 20 dB.

EUT is connected to the measuring receiver via 50Ω attenuator(s).Only the highest levels are recorded.

TESTED CONFIGURATION	PARAMETER	SEVERITY	RESULT TAB.	VERDICT
Band edge / Wi-Fi 2.4 GHz (b) / Low channel	2.38GHz-2.5035GHz	20 dBc	EMI4706	**PASS**
Band edge / Wi-Fi 2.4 GHz (b) / Mid channel	2.38GHz-2.5035GHz	20 dBc	EMI4707	**PASS**
Band edge / Wi-Fi 2.4 GHz (b) / High channel	2.38GHz-2.5035GHz	20 dBc	EMI4708	**PASS**
Band edge / Wi-Fi 2.4 GHz (gn) / Low channel	2.38GHz-2.5035GHz	20 dBc	EMI4710	**PASS**
Band edge / Wi-Fi 2.4 GHz (gn) / Mid channel	2.38GHz-2.5035GHz	20 dBc	EMI4711	**PASS**
Band edge / Wi-Fi 2.4 GHz (gn) / High channel	2.38GHz-2.5035GHz	20 dBc	EMI4713	**PASS**

LABORATORY PARAMETERS:	REQUIRED PRIOR TO THE TEST	DURING THE TEST
Ambient Temperature	15 to 35 °C	*See Graph(s)*
Relative Humidity	20 to 75 %	*See Graph(s)*
Atmospheric pressure	N/A	*See Graph(s)*
Test method deviation: N/A		
Supplementary information: N/A		

TEST EQUIPMENT USED					
CATEGORY	BRAND	TYPE	IDENTIFIER	CAL. DATE	CAL. DUE
Antenna	AARONIA	Powerlog 70180	15306	04/01/2023	04/03/2026
Attenuator	EMITECH	SUB.V4-H	18112	03/06/2024	03/08/2025
Attenuator	EMITECH	SUB.V4-V	18111	03/06/2024	03/08/2025
Cable	/	N-1m	3625	02/05/2023	02/07/2025
Cable	Techniwave	N-2.5m	18350	17/08/2023	17/10/2025
Cable	Techniwave	N-3.5m	18352	17/08/2023	17/10/2025
Receiver	Rohde & Schwarz	FSW43	14830(1)	31/08/2022	31/04/2025
Shielded enclosure	COMTEST	C.V4	18014	05/11/2024	05/01/2028
Software	Nexio	BAT EMC	0000		
Thermohygrometer	Testo	608-H1	7562	28/09/2023	28/11/2025
Thermohygrometer	Bioblock Scientific	Météostar	0963	25/09/2023	25/11/2025

BAT-EMC software version: V3.18.0.26 Blank cells = Permanent validity

(1) Under derogation EQSDER000S4100139

TEST SETUP PHOTO(S) – BAND EDGE

RADIATED EMISSION LIMITS - GRAPH			
BAND EDGE / WI-FI 2.4 GHZ (B) / LOW CHANNEL		EMI4706	
EUT mode:	Tx mode	**T (°C):**	20.4
Test Date:	24/02/2025	**H (%):**	51.5
Test Operator:	MPA	**P (hPa):**	1028

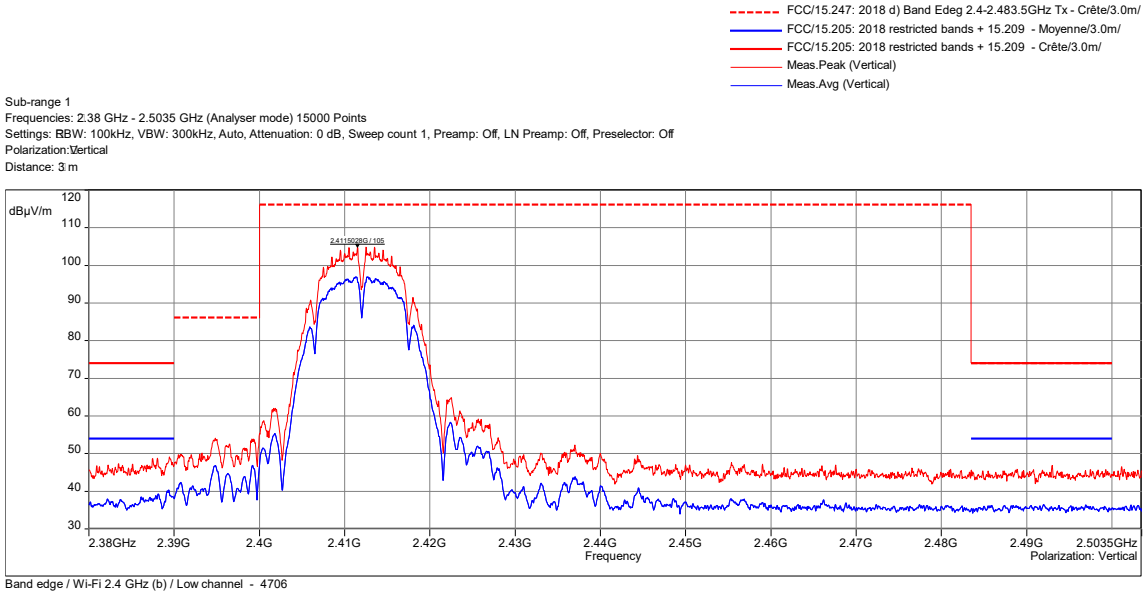

POSITION	FREQUENCIES	RBW	VBW	DETECTOR
Vertical	2.38GHz-2.5035GHz	100kHz	300kHz	Peak / Average
Configuration:	N/A			
Comments:	No emission outside the operating band was detected.			

EUT modification(s): N/A

RADIATED EMISSION LIMITS - GRAPH			
BAND EDGE / WI-FI 2.4 GHZ (B) / MID CHANNEL		EMI4707	
EUT mode:	Tx mode	**T (°C):**	20.4
Test Date:	24/02/2025	**H (%):**	51.5
Test Operator:	MPA	**P (hPa):**	1028

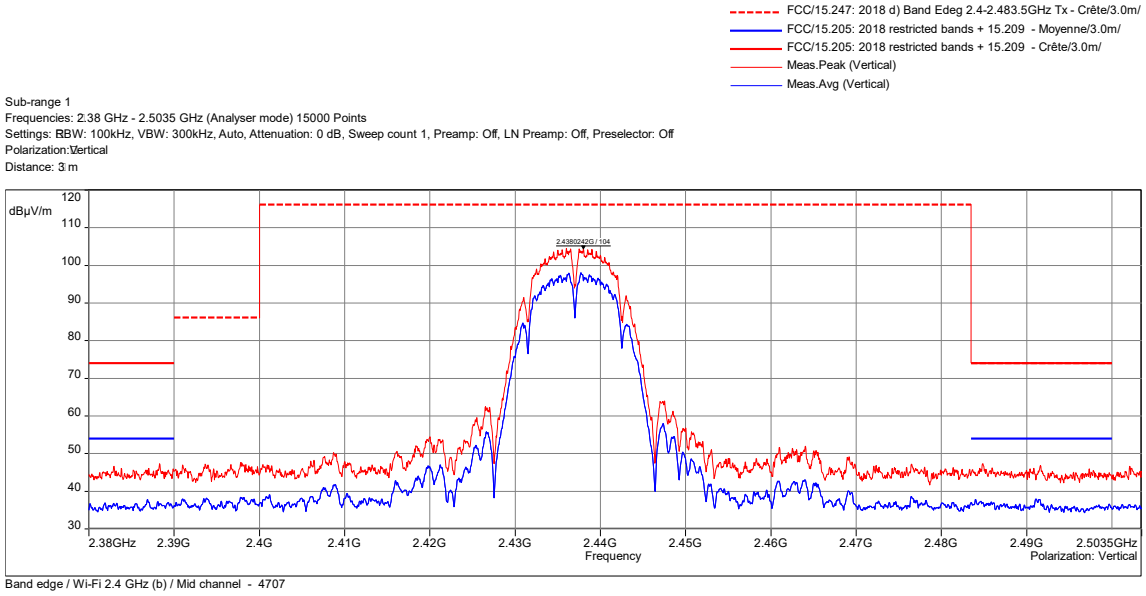

POSITION	FREQUENCIES	RBW	VBW	DETECTOR
Vertical	2.38GHz-2.5035GHz	100kHz	300kHz	Peak / Average
Configuration:	N/A			
Comments:	No emission outside the operating band was detected.			

EUT modification(s): N/A

RADIATED EMISSION LIMITS - GRAPH			
BAND EDGE / WI-FI 2.4 GHZ (B) / HIGH CHANNEL		EMI4708	
EUT mode:	Tx mode	**T (°C):**	20.4
Test Date:	24/02/2025	**H (%):**	51.5
Test Operator:	MPA	**P (hPa):**	1028

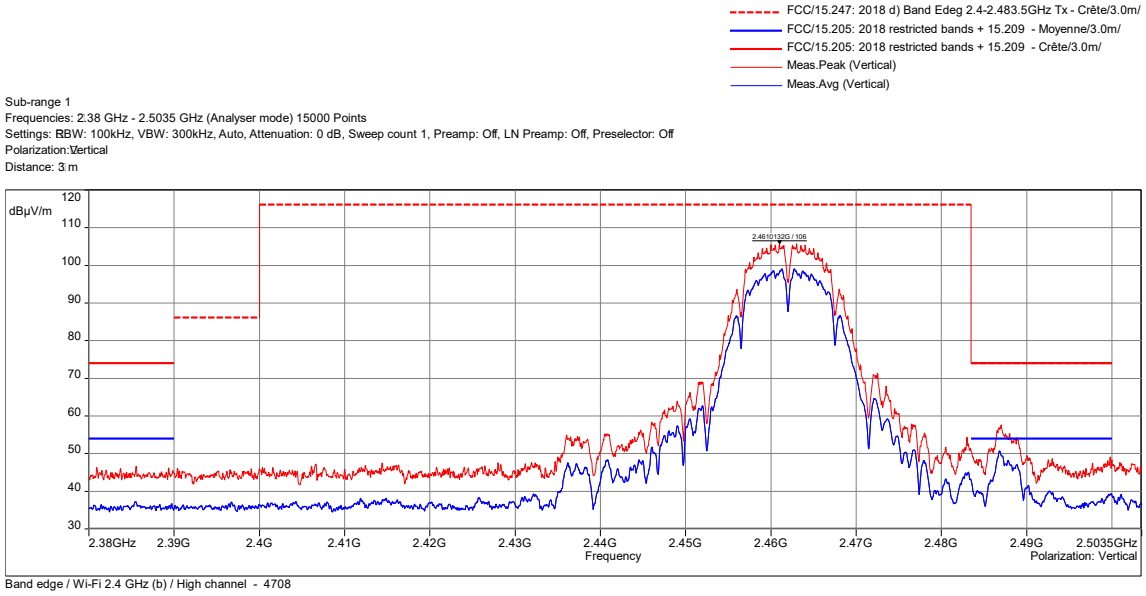

POSITION	FREQUENCIES	RBW	VBW	DETECTOR
Vertical	2.38GHz-2.5035GHz	100kHz	300kHz	Peak / Average
Configuration:	N/A			
Comments:	No emission outside the operating band was detected.			

EUT modification(s): N/A

RADIATED EMISSION LIMITS - GRAPH			
BAND EDGE / WI-FI 2.4 GHZ (GN) / LOW CHANNEL		EMI4710	
EUT mode:	Tx mode	**T (°C):**	20.4
Test Date:	24/02/2025	**H (%):**	51.5
Test Operator:	MPA	**P (hPa):**	1028

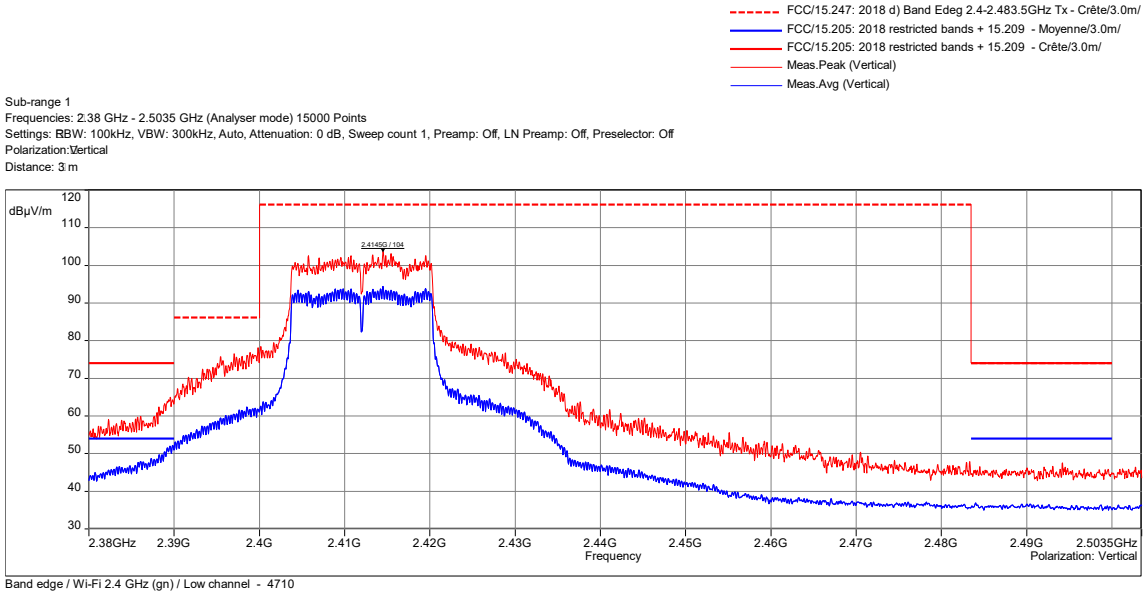

POSITION	FREQUENCIES	RBW	VBW	DETECTOR
Vertical	2.38GHz-2.5035GHz	100kHz	300kHz	Peak / Average
Configuration:	N/A			
Comments:	No emission outside the operating band was detected.			

EUT modification(s): N/A

RADIATED EMISSION LIMITS - GRAPH			
BAND EDGE / WI-FI 2.4 GHZ (GN) / MID CHANNEL		EMI4711	
EUT mode:	Tx mode	**T (°C):**	20.4
Test Date:	24/02/2025	**H (%):**	51.5
Test Operator:	MPA	**P (hPa):**	1028

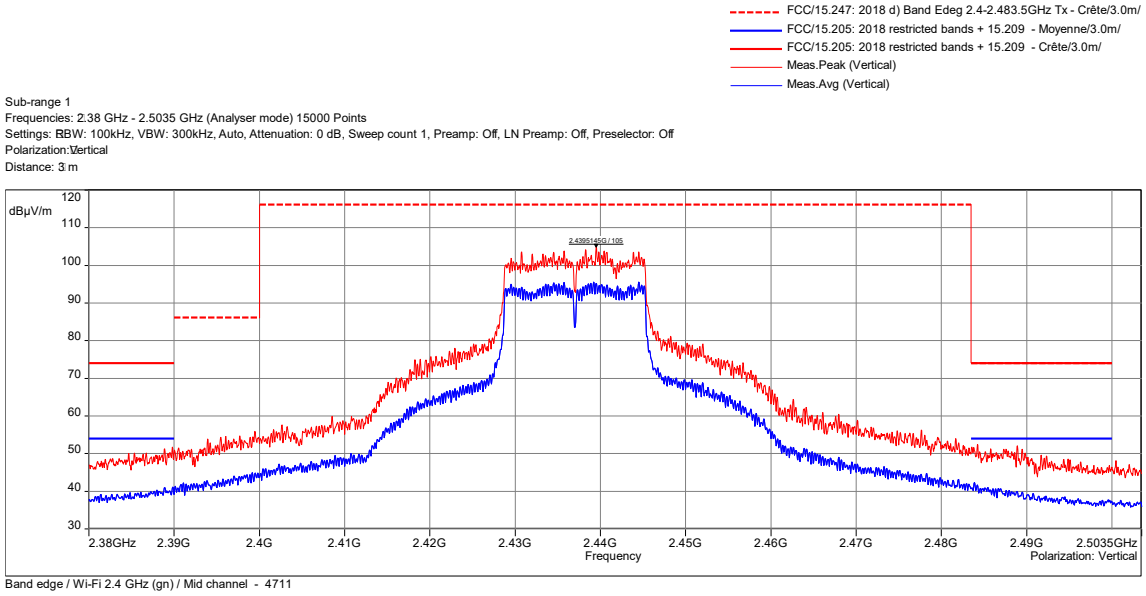

POSITION	FREQUENCIES	RBW	VBW	DETECTOR
Vertical	2.38GHz-2.5035GHz	100kHz	300kHz	Peak / Average
Configuration:	N/A			
Comments:	No emission outside the operating band was detected.			

EUT modification(s): N/A

RADIATED EMISSION LIMITS - GRAPH			
BAND EDGE / WI-FI 2.4 GHZ (GN) / HIGH CHANNEL		EMI4713	
EUT mode:	Tx mode	**T (°C):**	20.4
Test Date:	24/02/2025	**H (%):**	51.5
Test Operator:	MPA	**P (hPa):**	1028

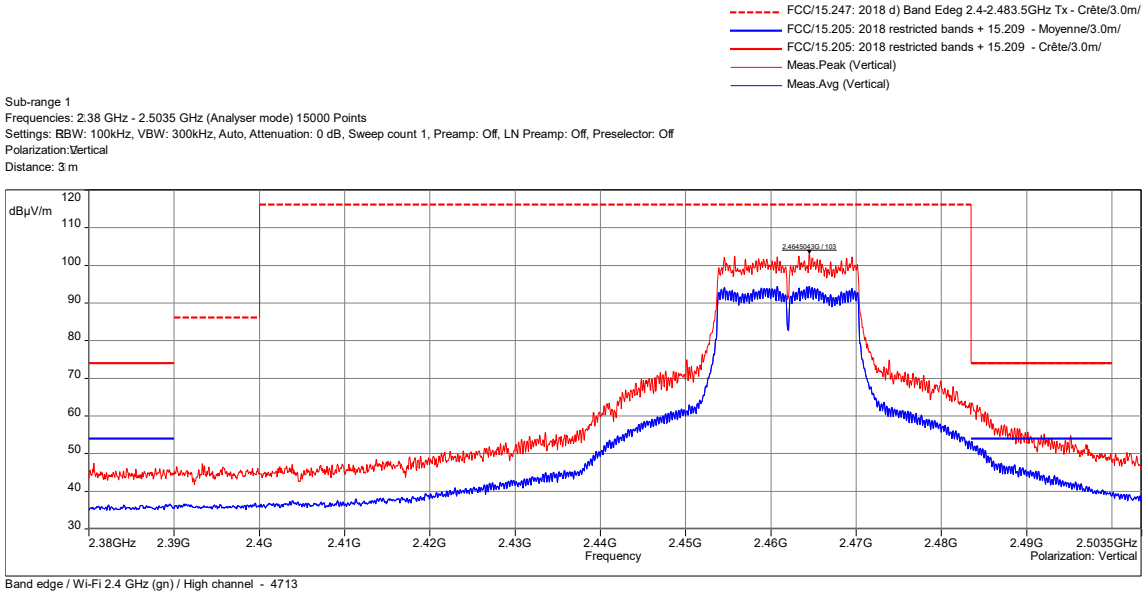

POSITION	FREQUENCIES	RBW	VBW	DETECTOR
Vertical	2.38GHz-2.5035GHz	100kHz	300kHz	Peak / Average
Configuration:	N/A			
Comments:	RF power set to 17. No emission outside the operating band was detected.			

EUT modification(s): N/A

6.6. Frequency Stability

Reference standard:	FCC part 15 Radio part 15.215 RSS-Gen
Test method:	ANSI C63.10
General test setup: The requirement to contain the designated bandwidth of the emission within the specified frequency band includes the effects from frequency sweeping, frequency hopping and other modulation techniques that may be employed as well as the frequency stability of the transmitter over expected variations in temperature and supply voltage. If frequency stability is not specified in the regulations, it is recommended that the fundamental emission be kept within at least the central 80% of the permitted band in order to minimize the possibility of out-of-band operation. EUT is set inside the climatic enclosure. EUT is connected to the measuring receiver via 50Ω attenuator(s).	

TEST CASE	EUT MODE	SEVERITY	RESULT TAB.	VERDICT
Tx mode (b)	Tx mode	2400MHz-2483.5MHz	EMI5000	**PASS**
Tx mode (gn)	Tx mode	2400MHz-2483.5MHz	EMI5001	**PASS**

LABORATORY PARAMETERS:	REQUIRED PRIOR TO THE TEST	DURING THE TEST
Ambient Temperature	15 to 35 °C	22.5 °C
Relative Humidity	20 to 75 %	51.2 %
Atmospheric pressure	N/A	1012 hPa
Test method deviation: N/A		
Supplementary information: EUT power supply is replaced by a stabilized power supply.		

TEST EQUIPMENT USED					
CATEGORY	BRAND	TYPE	IDENTIFIER	CAL. DATE	CAL. DUE
Attenuator	Techniwave	TWSMA-10dB-18G-SMA	14673	30/01/2023	30/03/2026
Attenuator	Techniwave	TWSMA-20dB-18G-SMA	14679	07/03/2023	07/05/2026
Cable	SUCOFLEX	N-3m	14379	17/08/2023	17/10/2025
Cable	Radiall	SMA-1m	16563	16/08/2023	16/10/2025
Climatic enclosure	CLIMATS	EXCAL 7714-HA	14261	26/03/2024	26/05/2025
Power supply	TTI	PL303QMD	8496		
Spectrum analyzer	Rohde & Schwarz	FSW43	14830(1)	31/08/2022	31/04/2025
Thermohygrometer	Bioblock Scientific	Météostar	0963	25/09/2023	25/11/2025
Thermohygrometer	Testo	608-H1	7561	17/12/2024	17/02/2026
Thermometer contactless	GHM Greisinger	GMH 3710	12968	28/02/2023	28/04/2025

Blank cells = Permanent validity

(1) Under derogation EQSDER000S4100139

TEST SETUP PHOTO(S)

FREQUENCY STABILITY - TABULATED RESULTS				
TX MODE (B)				EMI5000
Test Case	**Temperature (°C)**	**Power supply (Vdc)**	**Frequency (MHz)**	**Frequency error (kHz)**
Normal conditions	+25	3.3	2412.007208	-
			2436.995729	
			2461.989322	
Extremes voltage tests conditions		3.14	2412.003687	-3.521
			2436.995937	0.208
			2461.991191	1.859
		3.46	2412.002600	-4.593
			2436.996500	0.808
			2461.989800	0.452
Extremes temperature tests conditions	-40	3.3	2412.024031	16.823
			2436.991129	-4.600
			2461.963345	-25.977
Extremes temperature tests conditions	+85		2412.054300	47.123
			2437.055700	59.957
			2462.034600	45.284

FREQUENCY STABILITY - TABULATED RESULTS				
TX MODE (GN)				EMI5001
Test Case	**Temperature (°C)**	**Power supply (Vdc)**	**Frequency (MHz)**	**Frequency error (kHz)**
Normal conditions	+25	3.3	2412.034590	-
			2437.021027	
			2462.014964	
Extremes voltage tests conditions		3.14	2412.041538	6.948
			2437.033336	12.309
			2462.017520	2.556
		3.46	2412.008917	-25.673
			2437.032157	11.130
			2462.012501	-2.463
Extremes temperature tests conditions	-40	3.3	2412.049715	15.125
			2437.012228	-8.799
			2461.990409	-24.555
Extremes temperature tests conditions	+85		2412.012300	-22.242
			2437.042500	21.481
			2462.030200	15.274

EUT MODIFICATIONS	OPERATOR	TEST DATE	RESULT TAB.
N/A	MPA	12/02/2025	EMI5000 EMI5001

End of test report