Prüfbericht - Produkte
Test Report - Products

TÜVRheinland®

Prüfbericht-Nr.: *Test report no.:*	**CN219CZJ 002**	**Auftrags-Nr.:** *Order no.:*	168315208	Seite 1 von 13 *Page 1 of 13*
Kunden-Referenz-Nr.: *Client reference no.:*	N/A	**Auftragsdatum:** *Order date:*	2021-04-22	
Auftraggeber: *Client:*	**UP Global Sourcing Limited** Manor Mill, Victoria Street, Chadderton, Oldham, OL9, 0DD, United Kingdom			
Prüfgegenstand: *Test item:*	Pod Speaker			
Bezeichnung / Typ-Nr.: *Identification / Type no.:*	EE2763			
Auftrags-Inhalt: *Order content:*	FCC approval			
Prüfgrundlage: *Test specification:*	CFR47 FCC Part 15: Subpart B			
Wareneingangsdatum: *Date of sample receipt:*	2021-04-29	Please refer to Photo Document		
Prüfmuster-Nr.: *Test sample no.:*	A003036827-002			
Prüfzeitraum: *Testing period:*	2021-04-30 – 2021-06-24			
Ort der Prüfung: *Place of testing:*	TÜV Rheinland (Shenzhen) Co., Ltd.			
Prüflaboratorium: *Testing laboratory:*	TÜV Rheinland (Shenzhen) Co., Ltd.			
Prüfergebnis*: *Test result*:*	Pass			
geprüft von: *tested by:*	X Hardy Suo	**genehmigt von:** *authorized by:*	X Sam Lin	
Datum: *Date:* 2021-06-25	Signed by: Hardy Suo	**Ausstellungsdatum:** *Issue date:* 2021-06-30	Signed by: Sam Lin	
Stellung / Position	Assistant Project Manager	**Stellung** / Position	Technical Certifier	

Sonstiges / *Other:*

FCC ID: 2AAR2EE27632

Zustand des Prüfgegenstandes bei Anlieferung: *Condition of the test item at delivery:*	Prüfmuster vollständig und unbeschädigt *Test item complete and undamaged:*

* Legende:	1 = sehr gut	2 = gut	3 = befriedigend	4 = ausreichend	5 = mangelhalt
	P(ass) = entspricht o.g. Prüfgrundlage(n)		F(ail) = entspricht nicht o.g. Prüfgrundlage(n)	N/A = nicht anwendbar	N/T = nicht getestet
Legend:	*1 = very good*	*2 = good*	*3 = satisfactory*	*4 = sufficient*	*5 = poor*
	P(ass) = passed a.m. test specifications(s)		*F(ail) = failed a.m. test specifications(s)*	*N/A = not applicable*	*N/T = not tested*

Dieser Prüfbericht bezieht sich nur auf das o.g. Prüfmuster und darf ohne Genehmigung der Prüfstelle nicht auszugsweise vervielfältigt werden. Dieser Bericht berechtigt nicht zur Verwendung eines Prüfzeichens.

This test report only relates to the a. m. test sample. Without permission of the test center this test report is not permitted to be duplicated in extracts. This test report does not entitle to carry any test mark.

V05

TEST SUMMARY

5.1.1 CONDUCTED EMISSIONS
RESULT: Pass

5.1.2 RADIATED EMISSION
RESULT: Pass

CONTENTS

1 GENERAL REMARKS 4
1.1 COMPLEMENTARY MATERIALS 4
2 TEST SITES 4
2.1 TEST FACILITIES 4
2.2 LIST OF TEST AND MEASUREMENT INSTRUMENTS 4
2.3 TRACEABILITY 5
2.4 CALIBRATION 5
2.5 MEASUREMENT UNCERTAINTY 5
2.6 LOCATION OF ORIGINAL DATA 5
2.7 STATUS OF FACILITY USED FOR TESTING 5
3 GENERAL PRODUCT INFORMATION 6
3.1 PRODUCT FUNCTION AND INTENDED USE 6
3.2 RATINGS AND SYSTEM DETAILS 6
3.3 INDEPENDENT OPERATION MODES 7
3.4 NOISE GENERATING AND NOISE SUPPRESSING PARTS 7
3.5 SUBMITTED DOCUMENTS 7
4 TEST SET-UP AND OPERATION MODES 8
4.1 PRINCIPLE OF CONFIGURATION SELECTION 8
4.2 TEST OPERATION AND TEST SOFTWARE 8
4.3 SPECIAL ACCESSORIES AND AUXILIARY EQUIPMENT 8
4.4 COUNTERMEASURES TO ACHIEVE EMC COMPLIANCE 8
4.5 TEST SETUP DIAGRAM 9
5 TEST RESULTS 11
5.1 ESSENTIAL REQUIREMENT AND TEST SUITES 11
5.1.1 Conducted emissions 11
5.1.2 Radiated Emission 12
6 PHOTOGRAPHS OF THE TEST SET-UP 13
7 LIST OF TABLES 13

1 General Remarks

1.1 Complementary Materials

All attachments are integral parts of this test report. This applies especially to the following appendix:

Appendix A: Photographs of the Test Set-up

Appendix B: Test Results

2 Test Sites

2.1 Test Facilities

TÜV Rheinland (Shenzhen) Co., Ltd.

No. 362 Huanguan Road Middle, Longhua District, Shenzhen 518110, People's Republic of China

FCC Registration No.: 694916

IC Registration No.: 25069

2.2 List of Test and Measurement Instruments

Table 1: List of Test and Measurement Equipment

Conducted Emission				
Equipment	**Manufacturer**	**Model No.**	**Serial No.**	**Cal. Until**
EMI Test Receiver	R&S	ESR3	102680	2022-04-24
Artificial Mains Network	R&S	ENV216	101445	2022-04-24
EMC32 test software	R&S	EMC32(Ver.10.50.00)	N/A	N/A
Radiated Emission (3m chamber)				
Equipment	**Manufacturer**	**Model No.**	**Serial No.**	**Cal. Until**
3m SAC	ETS	SAC3	CT001632-Q1362	2021-08-23
EMI Test Receiver	R&S	ESR7	102111	2021-12-16
Horn Antenna	R&S	HF907	102706	2022-08-07
Preamplifier	FIT	SCU-18F	180077	2021-08-16
Active magnetic loop antenna	SCHWARZBECK	FMZB1519B	00080	2021-08-20
Trilog-Broadband antenna	SCHWARZBECK	VULB9168	0945	2021-12-12
EMC32 test software	R&S	EMC32(Ver.10.50.00)	N/A	N/A

2.3 Traceability

All measurement equipment calibrations are traceable to NIM (National Institute of Metrology) or where calibration is performed in other countries, to equivalent nationally recognized standards organizations.

2.4 Calibration

Equipment requiring calibration is calibrated periodically by the manufacturer or according to manufacturer's specifications. Additionally all equipment is verified for proper performance on a regular basics using in house standards or comparisons.

2.5 Measurement Uncertainty

The estimated combined standard uncertainty for radiated emissions and conducted emissions measurements as below table

Test	Parameters	Expanded uncertainty (U_{lab})	Expanded uncertainty (U_{cispr})
Conducted Emission	Level accuracy (9kHz to 150kHz) (150kHz to 30MHz)	± 3.70 dB ± 3.30 dB	±3 dB
Radiated Emission (3m SAC)	Level accuracy (30MHz to 1000MHz)	± 4.52 dB	±6 dB
	Level accuracy (above 1000MHz)	± 4.37 dB	±6 dB

2.6 Location of Original Data

The original copies of all test data taken during actual testing were attached at Appendix A & B of this report and delivered to the applicant. A copy has been retained in the TÜV Rheinland (Shenzhen) file for certification follow-up purposes.

2.7 Status of Facility Used for Testing

The TÜV Rheinland (Shenzhen) Co., Ltd. Test facility located at No. 362 Huanguan Road Middle, Longhua District, Shenzhen 518110, People's Republic of China is listed on the US Federal Communications Commission list of facilities approved to perform measurements.

3 General Product Information

3.1 Product Function and Intended Use

The **EUT** (**E**quipment **U**nder **T**est) EE2763 is a MINI Pod Speaker. It supports Bluetooth 5.0 technology.

For details refer to the User Manual, Technical Description and Circuit Diagram.

3.2 Ratings and System Details

Table 2: Technical Specification of EUT

Technical Specification	Value
Kind of Equipment	Pod Speaker
Type Designation	EE2763
FCC ID:	2AAR2EE27632
Operating Voltage	Battery operated (DC 3.7V via rechargeable lithium battery) or USB operated (DC 5V via AC/DC Adapter)
Testing Voltage	AC 120V, 60Hz
Technical Specification of Bluetooth (BDR & EDR)	
Operating Frequency band	2402 - 2480 MHz
Channel Number	GFSK, π/4DQPSK, 8DPSK
Channel separation	BDR & EDR mode:79 channels
Extreme Temperature Range	BDR & EDR mode:1MHz
Modulation	Bluetooth 5.0
USB Type	USB Type A, USB Host
Antenna Type	PIFA Antenna
Antenna Gain	-0.58 dBi

3.3 Independent Operation Modes

The basic operation modes are:

A. On, Bluetooth operation mode
B. On, USB mode, playing music from a USB disk
C. On, TF/SD card mode, playing music form TF/SD card
D. On, Battery charging via AC/DC adapter
E. Idle
F. Off

3.4 Noise Generating and Noise Suppressing Parts

Refer to Circuit Diagram for further details.

3.5 Submitted Documents

- Application Form
- Block Diagram
- Schematics
- Technical Description
- FCC/IC Label and Location Info
- Photo Document
- User Manual

4 Test Set-up and Operation Modes

4.1 Principle of Configuration Selection

Emission: The equipment under test (EUT) was configured to measure its highest possible radiation level. The test modes were adapted accordingly in reference to the instructions for use.

4.2 Test Operation and Test Software

Test operation refers to test setup in chapter 5. All testing were performed according to the procedures in ANSI C63.4: 2014.

4.3 Special Accessories and Auxiliary Equipment

Table 3: List of Accessories and Auxiliary Equipment

Description	Manufacturer	Model	S/N	Remark
Adapter	DEE	DSA-10PFL-05 FEU	N/A	Input: 100-240V, 50/60Hz Output: 5V, 1.5A

4.4 Countermeasures to Achieve EMC Compliance

The test sample which has been tested contained the noise suppression parts as described in the Technical Construction File (TCF).

No additional measures were employed to achieve compliance.

4.5 Test Setup Diagram

Diagram of Measurement Configuration for Radiation Test (Below 1GHz)

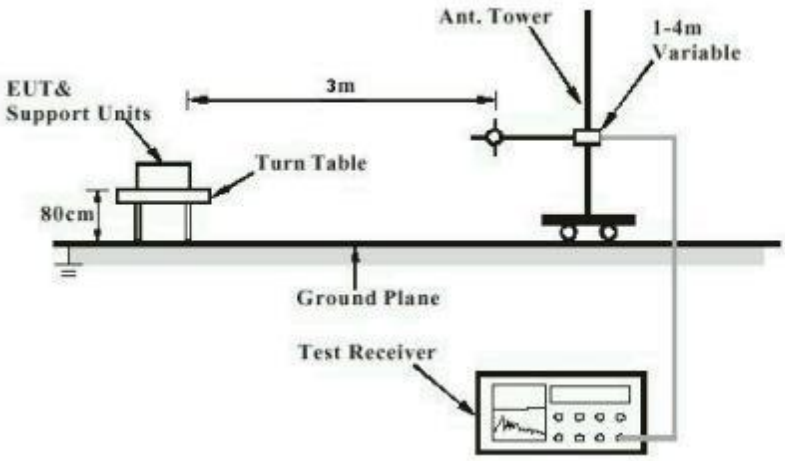

Diagram of Measurement Configuration for Radiation Test (Above 1GHz)

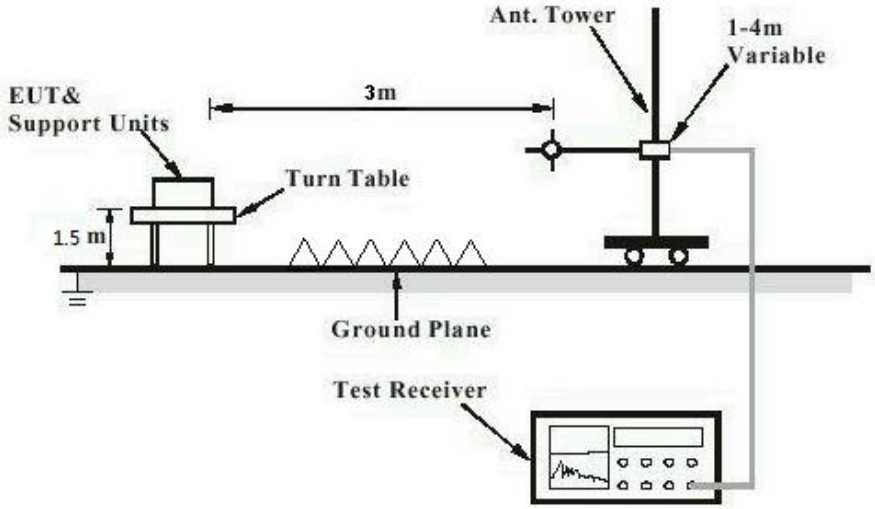

Diagram of Measurement Configuration for Mains Conduction Measurement

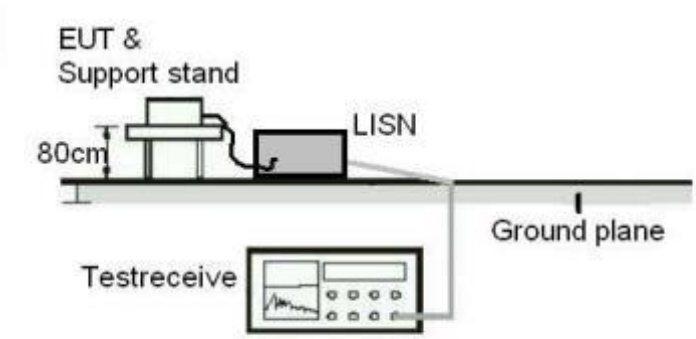

5 Test Results

5.1 Essential Requirement and Test Suites

5.1.1 Conducted emissions

RESULT: **Pass**

Test Specification

Test standard	:	FCC Part 15.107(a)
Basic standard	:	ANSI C63.4: 2014
Frequency range	:	150KHz - 30MHz
Classification	:	Class B
Limit	:	FCC Part 15.107(a)
Kind of test site	:	Shielded Room

Test Setup

Date of testing	:	2021-06-15
Input voltage	:	AC 120V, 60Hz
Operation mode	:	A+ D, B+D, C+D
Earthing	:	Not connected
Ambient temperature	:	23 ℃
Relative humidity	:	48 %
Atmospheric pressure	:	101 kPa

For the measurement records, refer to the appendix B

5.1.2 Radiated Emission

RESULT: **Pass**

Test Specification

Test standard	:	FCC Part 15.109(a)
Basic standard	:	ANSI C63.4: 2014
Frequency range	:	30 - 6000MHz
Classification	:	Class B
Limit	:	FCC Part 15.109(a)
Kind of test site	:	3m Semi-anechoic Chamber

Test Setup

Date of testing	:	2021-06-16
Input voltage	:	AC 120V, 60Hz
Operation mode	:	A+ D, B+D, C+D
Earthing	:	Not connected
Ambient temperature	:	23 ℃
Relative humidity	:	54 %
Atmospheric pressure	:	101 kPa

For the measurement records, refer to the appendix B.

6 Photographs of the Test Set-Up

For photographs of the test set-up, refer to the appendix A.

7 List of Tables

Table 1: List of Test and Measurement Equipment 4
Table 2: Technical Specification of EUT 6
Table 3: List of Accessories and Auxiliary Equipment 8

Appendix B: Test Results of FCC 15B

APPENDIX B: TEST RESULTS OF FCC 15B **1**
APPENDIX B.1: TEST PLOTS OF CONDUCTED EMISSION ON AC MAINS 2
BT mode +Charging mode *2*
USB mode + Charging mode *4*
TF/SD card mode + Charging mode *6*
APPENDIX B.2: TEST PLOTS OF RADIATED EMISSION, BELOW 1GHZ 8
BT mode +Charging mode *8*
USB mode + Charging mode *10*
TF/SD card mode + Charging mode *12*
APPENDIX B.3: TEST PLOTS OF RADIATED EMISSION, ABOVE 1GHZ 14
BT mode +Charging mode *14*
USB mode + Charging mode *16*
TF/SD card mode + Charging mode *18*

Appendix B.1: Test Plots of Conducted Emission on AC Mains

BT mode +Charging mode

EUT Information

EUT Name:	Pod Speaker
Model	EE2763
Order No:	168315208 50
Test Mode:	BT+CHARGING
Test Voltage:	AC 120V, 60Hz
Test By:	Ouyang Wang
Review By:	Gary Chen
Remark:	SR2

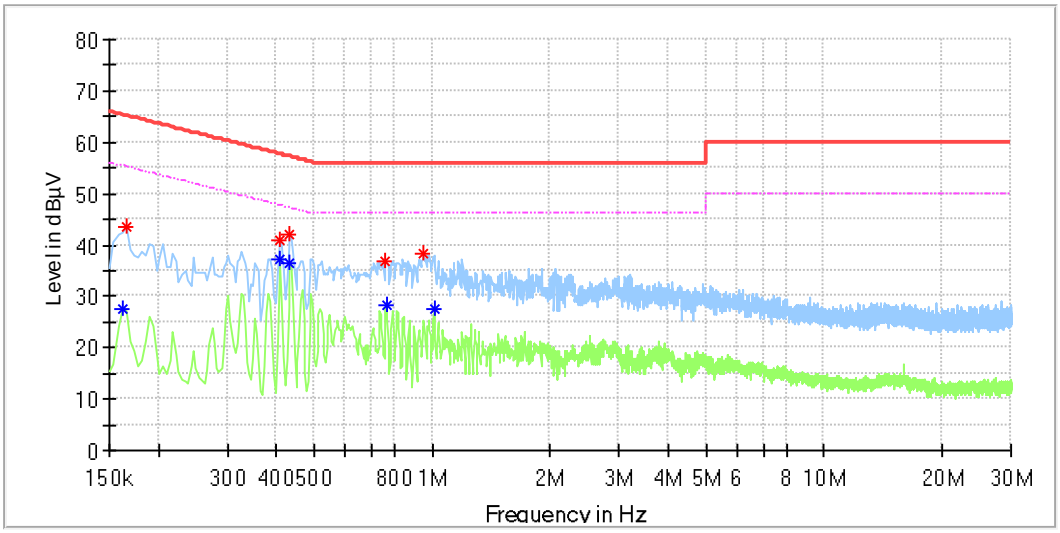

Critical_Freqs

Frequency (MHz)	MaxPeak (dBµV)	Average (dBµV)	Limit (dBµV)	Margin (dB)	Line	Corr. (dB)
0.162000	---	27.60	55.36	27.76	L1	9.9
0.166000	43.65	---	65.16	21.51	L1	9.9
0.410000	---	37.38	47.65	10.27	L1	9.9
0.410000	40.85	---	57.65	16.80	L1	9.9
0.434000	41.97	---	57.18	15.21	L1	9.9
0.434000	---	36.36	47.18	10.82	L1	9.9
0.762000	36.87	---	56.00	19.13	L1	10.0
0.766000	---	28.25	46.00	17.75	L1	10.0
0.954000	38.22	---	56.00	17.78	L1	10.0
1.010000	---	27.56	46.00	18.44	L1	10.0

EUT Information

EUT Name:	Pod Speaker
Model	EE2763
Order No:	168315208 50
Test Mode:	BT+CHARGING
Test Voltage:	AC 120V, 60Hz
Test By:	Ouyang Wang
Review By:	Gary Chen
Remark:	SR2

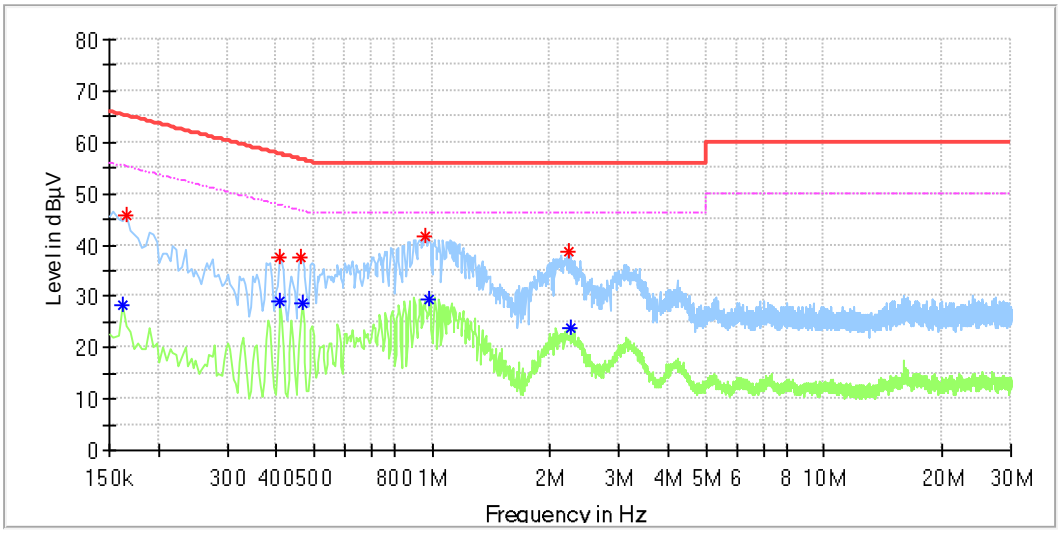

Critical_Freqs

Frequency (MHz)	MaxPeak (dBµV)	Average (dBµV)	Limit (dBµV)	Margin (dB)	Line	Corr. (dB)
0.162000	---	28.41	55.36	26.95	N	9.8
0.166000	45.90	---	65.16	19.26	N	9.8
0.410000	---	29.11	47.65	18.54	N	9.8
0.410000	37.73	---	57.65	19.92	N	9.8
0.462000	37.71	---	56.66	18.95	N	9.8
0.466000	---	28.55	46.59	18.04	N	9.8
0.958000	41.72	---	56.00	14.28	N	9.8
0.982000	---	29.36	46.00	16.64	N	9.8
2.222000	38.66	---	56.00	17.34	N	9.9
2.250000	---	23.74	46.00	22.26	N	9.9

USB mode + Charging mode

EUT Information

EUT Name:	Pod Speaker
Model	EE2763
Order No:	168315208 50
Test Mode:	USB+CHARGING
Test Voltage:	AC 120V, 60Hz
Test By:	Ouyang Wang
Review By:	Gary Chen
Remark:	SR2

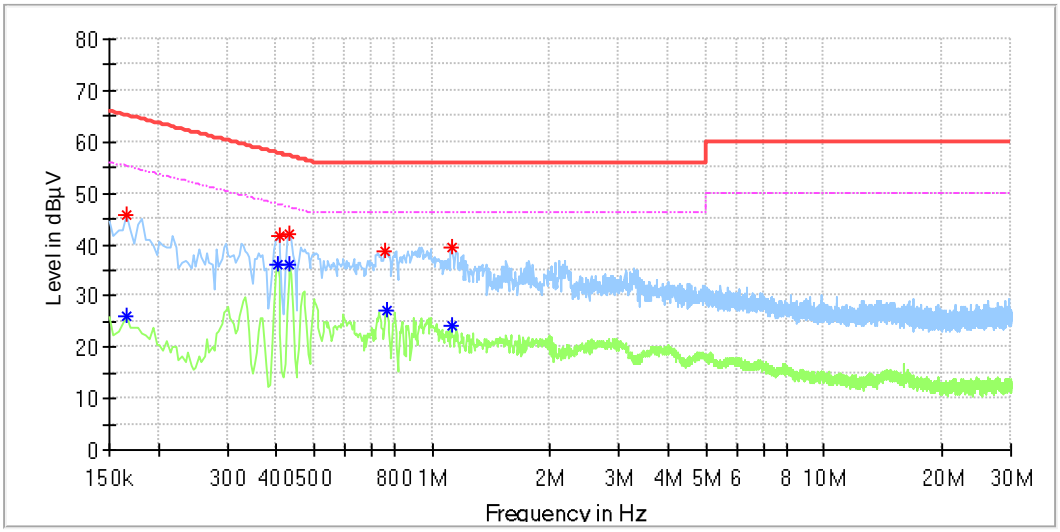

Critical_Freqs

Frequency (MHz)	MaxPeak (dBµV)	Average (dBµV)	Limit (dBµV)	Margin (dB)	Line	Corr. (dB)
0.166000	---	26.12	55.16	29.04	L1	9.9
0.166000	45.61	---	65.16	19.54	L1	9.9
0.402000	---	36.18	47.81	11.63	L1	9.9
0.406000	41.70	---	57.73	16.03	L1	9.9
0.430000	42.18	---	57.25	15.07	L1	9.9
0.434000	---	36.01	47.18	11.17	L1	9.9
0.754000	38.81	---	56.00	17.19	L1	10.0
0.766000	---	27.31	46.00	18.69	L1	10.0
1.118000	---	24.16	46.00	21.84	L1	10.0
1.122000	39.27	---	56.00	16.73	L1	10.0

EUT Information

EUT Name:	Pod Speaker
Model	EE2763
Order No:	168315208 50
Test Mode:	USB+CHARGING
Test Voltage:	AC 120V, 60Hz
Test By:	Ouyang Wang
Review By:	Gary Chen
Remark:	SR2

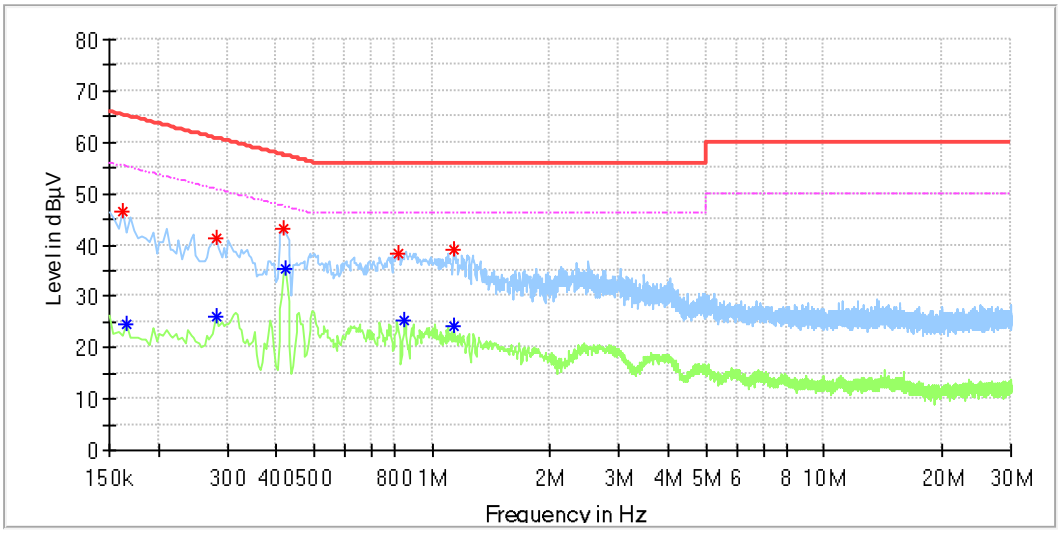

Critical_Freqs

Frequency (MHz)	MaxPeak (dBµV)	Average (dBµV)	Limit (dBµV)	Margin (dB)	Line	Corr. (dB)
0.162000	46.40	---	65.36	18.96	N	9.8
0.166000	---	24.49	55.16	30.67	N	9.8
0.282000	---	26.05	50.76	24.71	N	9.8
0.282000	41.41	---	60.76	19.35	N	9.8
0.418000	43.06	---	57.49	14.42	N	9.8
0.422000	---	35.28	47.41	12.13	N	9.8
0.818000	38.43	---	56.00	17.57	N	9.8
0.850000	---	25.39	46.00	20.61	N	9.8
1.130000	39.12	---	56.00	16.88	N	9.8
1.134000	---	24.34	46.00	21.66	N	9.8

TF/SD card mode + Charging mode

EUT Information

EUT Name:	Pod Speaker
Model	EE2763
Order No:	168315208 50
Test Mode:	SD+CHARGING
Test Voltage:	AC 120V, 60Hz
Test By:	Ouyang Wang
Review By:	Gary Chen
Remark:	SR2

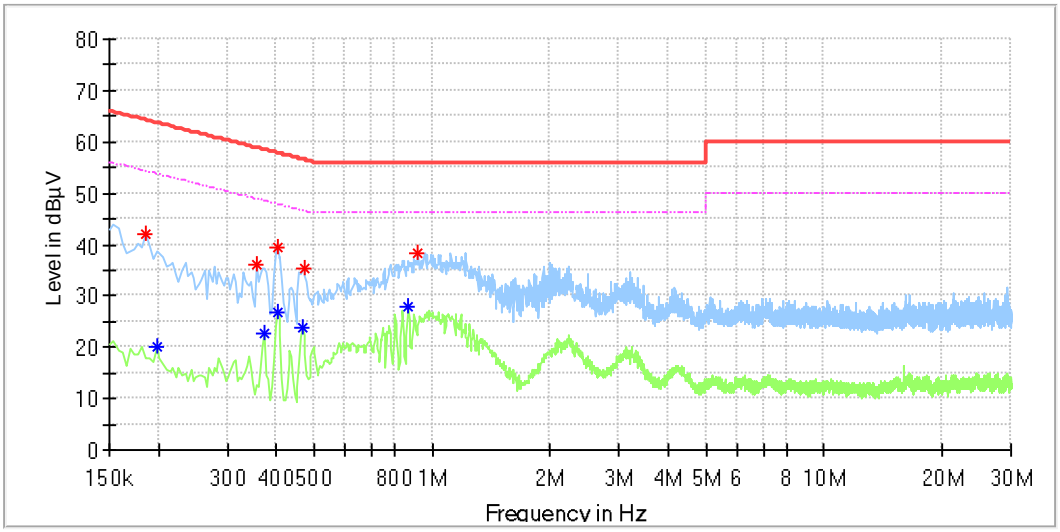

Critical_Freqs

Frequency (MHz)	MaxPeak (dBµV)	Average (dBµV)	Limit (dBµV)	Margin (dB)	Line	Corr. (dB)
0.186000	42.14	---	64.21	22.08	L1	9.9
0.198000	---	20.09	53.69	33.61	L1	9.9
0.358000	36.11	---	58.78	22.67	L1	9.9
0.374000	---	22.71	48.41	25.70	L1	9.9
0.402000	---	26.94	47.81	20.87	L1	9.9
0.402000	39.33	---	57.81	18.48	L1	9.9
0.466000	---	23.80	46.59	22.79	L1	10.0
0.470000	35.34	---	56.51	21.18	L1	10.0
0.870000	---	27.73	46.00	18.27	L1	10.0
0.922000	38.19	---	56.00	17.81	L1	10.0

EUT Information

EUT Name:	Pod Speaker
Model	EE2763
Order No:	168315208 50
Test Mode:	SD+CHARGING
Test Voltage:	AC 120V, 60Hz
Test By:	Ouyang Wang
Review By:	Gary Chen
Remark:	SR2

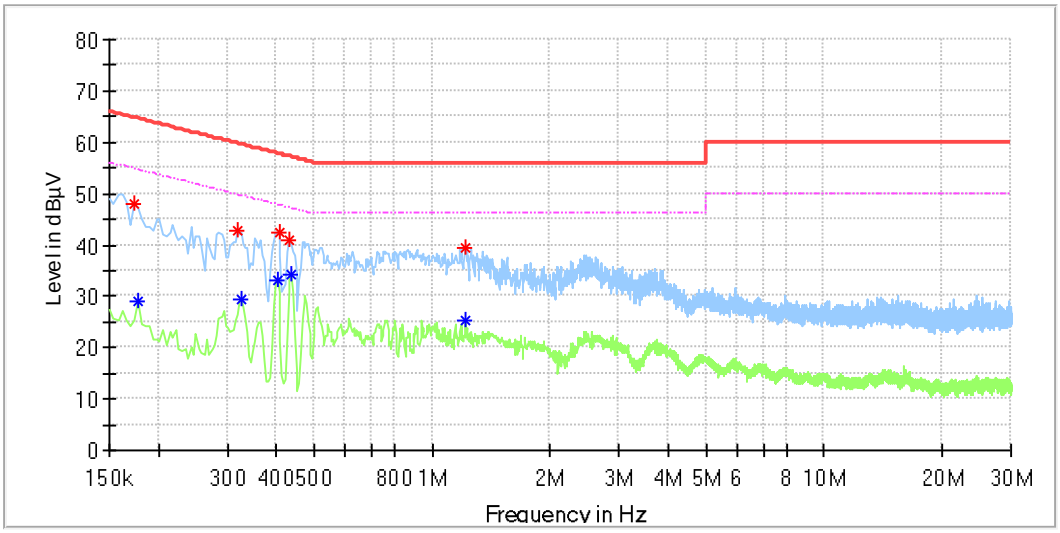

Critical_Freqs

Frequency (MHz)	MaxPeak (dBµV)	Average (dBµV)	Limit (dBµV)	Margin (dB)	Line	Corr. (dB)
0.174000	47.90	---	64.77	16.87	N	9.8
0.178000	---	29.09	54.58	25.49	N	9.8
0.318000	42.90	---	59.76	16.86	N	9.8
0.326000	---	29.52	49.55	20.03	N	9.8
0.402000	---	33.12	47.81	14.69	N	9.8
0.406000	42.45	---	57.73	15.28	N	9.8
0.430000	40.77	---	57.25	16.48	N	9.8
0.438000	---	34.10	47.10	13.00	N	9.8
1.218000	---	25.30	46.00	20.70	N	9.8
1.218000	39.59	---	56.00	16.41	N	9.8

Appendix B.2: Test Plots of Radiated Emission, Below 1GHz

BT mode +Charging mode

EUT Information

EUT Name:	Pod Speaker
Model	EE2763
Order No:	168315208 50
Test Mode:	BT+CHARGING
Test Voltage:	AC 120V, 60Hz
Test By:	Ouyang Wang
Review By:	Gary Chen
Remark:	3m Chamber

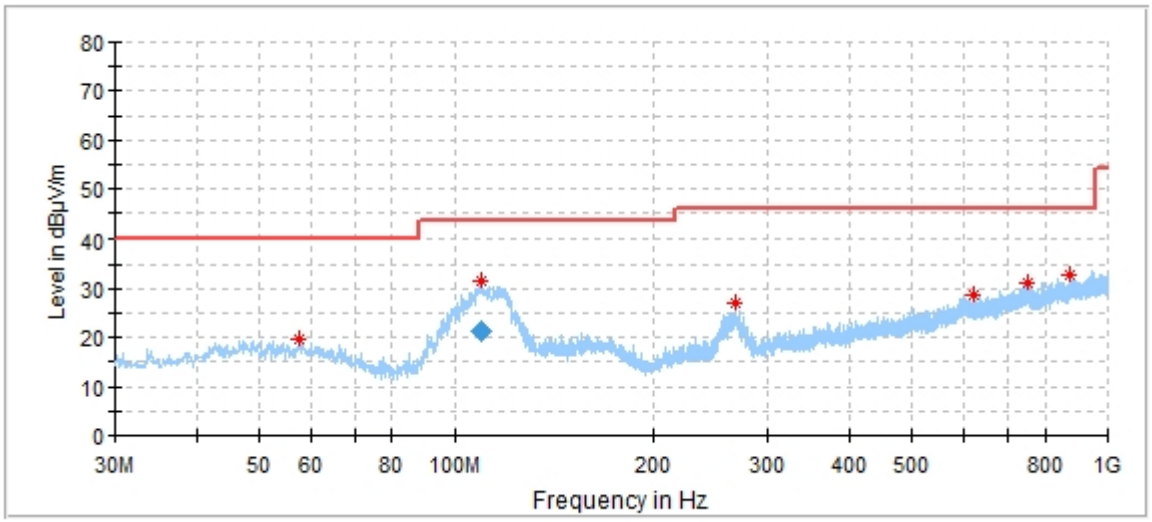

Critical_Freqs

Frequency (MHz)	MaxPeak (dBµV/m)	Limit (dBµV/m)	Margin (dB)	Height (cm)	Pol	Azimuth (deg)	Corr. (dB/m)
57.645000	19.49	40.00	20.51	200.0	H	137.0	21.4
109.346000	31.41	43.50	12.09	200.0	H	353.0	17.9
267.747000	27.05	46.00	18.95	100.0	H	262.0	20.4
620.245000	28.55	46.00	17.45	200.0	H	308.0	27.4
753.523000	31.21	46.00	14.79	200.0	H	104.0	30.3
875.840000	32.75	46.00	13.25	200.0	H	0.0	31.0

Final_Result

Frequency (MHz)	QuasiPeak (dBµV/m)	Limit (dBµV/m)	Margin (dB)	Meas. Time (ms)	Bandwidth (kHz)	Height (cm)	Pol	Azimuth (deg)	Corr. (dB/m)
109.383000	21.43	43.50	22.07	1000.0	120.000	200.0	H	173.0	17.9

EUT Information

EUT Name:	Pod Speaker
Model	EE2763
Order No:	168315208 50
Test Mode:	BT+CHARGING
Test Voltage:	AC 120V, 60Hz
Test By:	Ouyang Wang
Review By:	Gary Chen
Remark:	3m Chamber

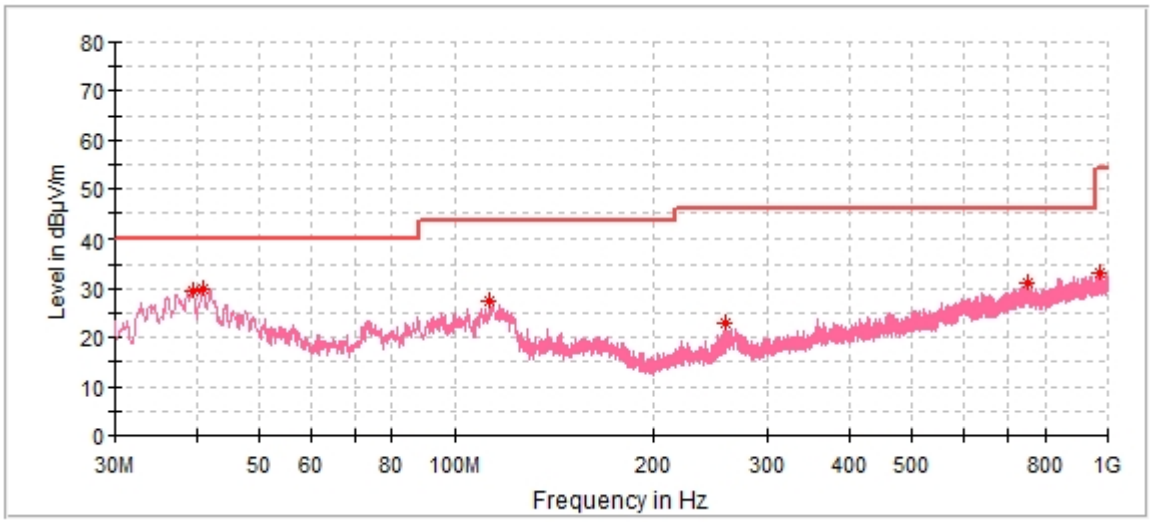

Critical_Freqs

Frequency (MHz)	MaxPeak (dBµV/m)	Limit (dBµV/m)	Margin (dB)	Height (cm)	Pol	Azimuth (deg)	Corr. (dB/m)
39.506000	29.63	40.00	10.37	100.0	V	176.0	19.4
40.961000	29.78	40.00	10.22	100.0	V	176.0	19.8
112.838000	27.51	43.50	15.99	100.0	V	294.0	18.6
257.950000	22.82	46.00	23.18	100.0	V	134.0	19.7
753.232000	31.19	46.00	14.81	100.0	V	246.0	30.3
972.840000	33.33	54.00	20.67	200.0	V	0.0	32.3

USB mode + Charging mode

EUT Information

EUT Name:	Pod Speaker
Model	EE2763
Order No:	168315208 50
Test Mode:	USB+CHARGING
Test Voltage:	AC 120V, 60Hz
Test By:	Ouyang Wang
Review By:	Gary Chen
Remark:	3m Chamber

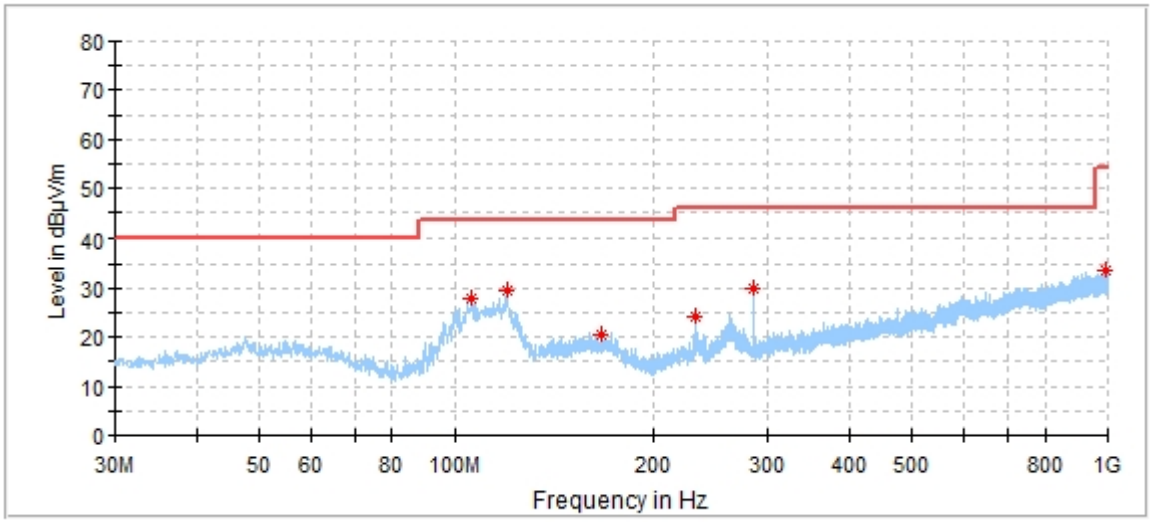

Critical_Freqs

Frequency (MHz)	MaxPeak (dBµV/m)	Limit (dBµV/m)	Margin (dB)	Height (cm)	Pol	Azimuth (deg)	Corr. (dB/m)
105.951000	27.71	43.50	15.79	200.0	H	45.0	17.5
119.919000	29.68	43.50	13.82	200.0	H	210.0	19.3
167.061000	20.68	43.50	22.82	100.0	H	359.0	21.4
233.118000	24.15	46.00	21.85	100.0	H	233.0	18.8
285.983000	29.97	46.00	16.03	100.0	H	344.0	19.9
993.016000	33.70	54.00	20.30	100.0	H	322.0	32.3

EUT Information

EUT Name:	Pod Speaker
Model	EE2763
Order No:	168315208 50
Test Mode:	USB+CHARGING
Test Voltage:	AC 120V, 60Hz
Test By:	Ouyang Wang
Review By:	Gary Chen
Remark:	3m Chamber

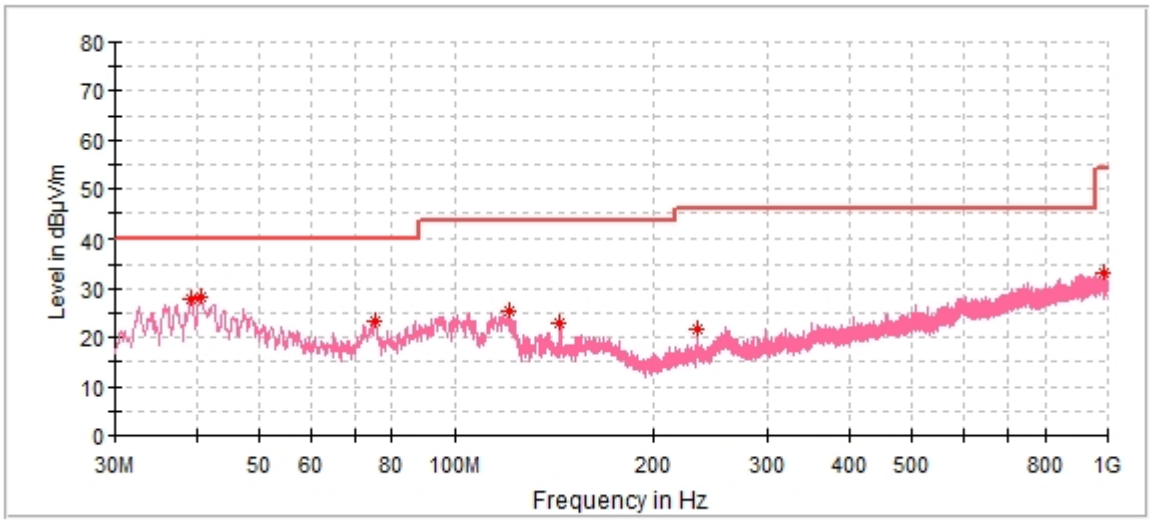

Critical_Freqs

Frequency (MHz)	MaxPeak (dBµV/m)	Limit (dBµV/m)	Margin (dB)	Height (cm)	Pol	Azimuth (deg)	Corr. (dB/m)
39.215000	28.03	40.00	11.97	100.0	V	226.0	19.4
40.573000	28.25	40.00	11.75	100.0	V	226.0	19.7
75.299000	23.25	40.00	16.75	100.0	V	175.0	16.7
120.695000	25.46	43.50	18.04	200.0	V	304.0	19.2
143.975000	23.13	43.50	20.37	100.0	V	253.0	20.2
233.894000	21.62	46.00	24.38	100.0	V	0.0	18.8
986.129000	33.09	54.00	20.91	200.0	V	118.0	32.3

TF/SD card mode + Charging mode

EUT Information

EUT Name:	Pod Speaker
Model	EE2763
Order No:	168315208 50
Test Mode:	SD+CHARGING
Test Voltage:	AC 120V, 60Hz
Test By:	Ouyang Wang
Review By:	Gary Chen
Remark:	3m Chamber

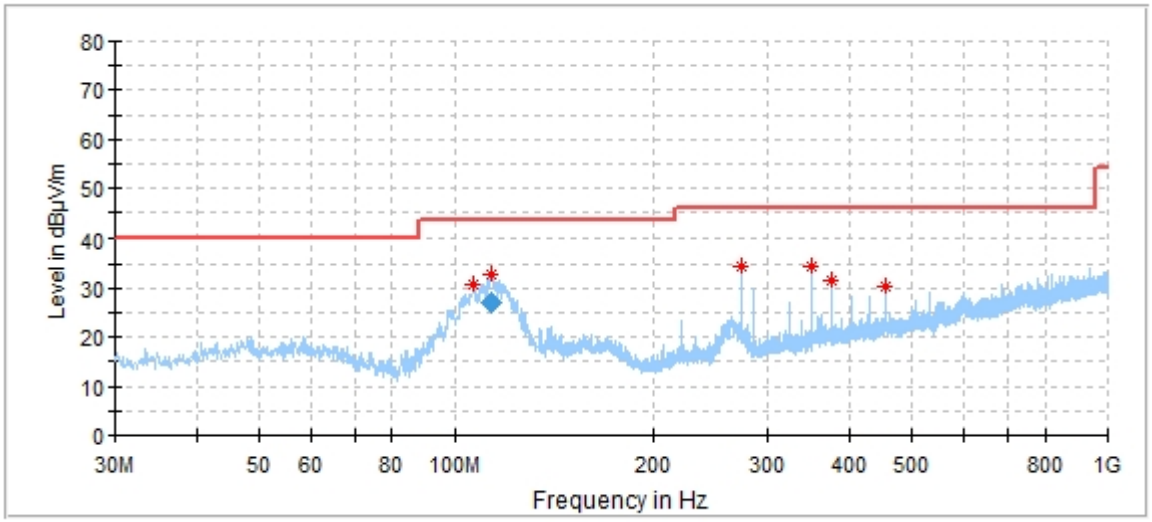

Critical_Freqs

Frequency (MHz)	MaxPeak (dBµV/m)	Limit (dBµV/m)	Margin (dB)	Height (cm)	Pol	Azimuth (deg)	Corr. (dB/m)
106.727000	30.89	43.50	12.61	200.0	H	9.0	17.6
113.614000	33.01	43.50	10.49	200.0	H	217.0	18.7
272.985000	34.33	46.00	11.67	100.0	H	159.0	20.4
350.973000	34.45	46.00	11.55	100.0	H	36.0	22.0
376.969000	31.51	46.00	14.49	100.0	H	128.0	22.7
454.957000	30.54	46.00	15.46	200.0	H	209.0	24.7

Final_Result

Frequency (MHz)	QuasiPeak (dBµV/m)	Limit (dBµV/m)	Margin (dB)	Meas. Time (ms)	Bandwidth (kHz)	Height (cm)	Pol	Azimuth (deg)	Corr. (dB/m)
113.554000	27.02	43.50	16.48	1000.0	120.000	200.0	H	14.0	18.7

EUT Information

EUT Name:	Pod Speaker
Model	EE2763
Order No:	168315208 50
Test Mode:	SD+CHARGING
Test Voltage:	AC 120V, 60Hz
Test By:	Ouyang Wang
Review By:	Gary Chen
Remark:	3m Chamber

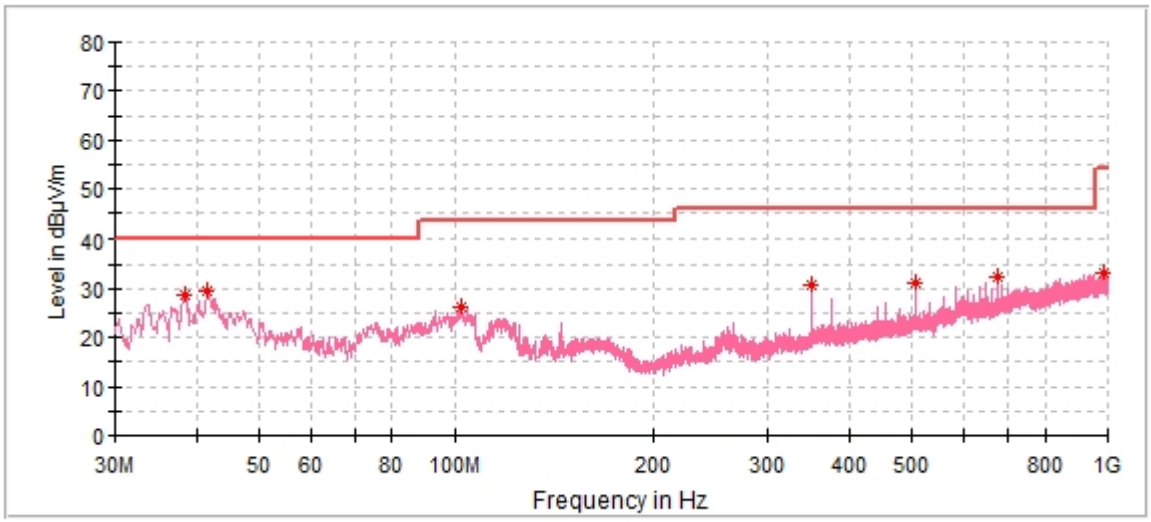

Critical_Freqs

Frequency (MHz)	MaxPeak (dBµV/m)	Limit (dBµV/m)	Margin (dB)	Height (cm)	Pol	Azimuth (deg)	Corr. (dB/m)
38.536000	28.54	40.00	11.46	100.0	V	216.0	19.2
41.640000	29.42	40.00	10.58	100.0	V	216.0	20.0
101.877000	26.37	43.50	17.13	200.0	V	297.0	17.2
350.973000	30.90	46.00	15.10	200.0	V	353.0	22.0
506.949000	31.16	46.00	14.84	100.0	V	168.0	25.7
676.020000	32.41	46.00	13.59	100.0	V	107.0	28.3
986.226000	33.17	54.00	20.83	200.0	V	98.0	32.3

Appendix B.3: Test Plots of Radiated Emission, Above 1GHz

Note: Testing was carried out within frequency range 30MHz to the 5th harmonics. The measurement results above 6GHz were greater than 20dB below the limit, so only record the test result within the 30MHz to 6GHz.

BT mode +Charging mode

EUT Information

EUT Name:	Pod Speaker
Model	EE2763
Order No:	168315208
Test Mode:	BT+CHARGING
Test Voltage:	AC 120V, 60Hz
Test By:	Ouyang Wang
Review By:	Gary Chen
Remark:	3m Chamber

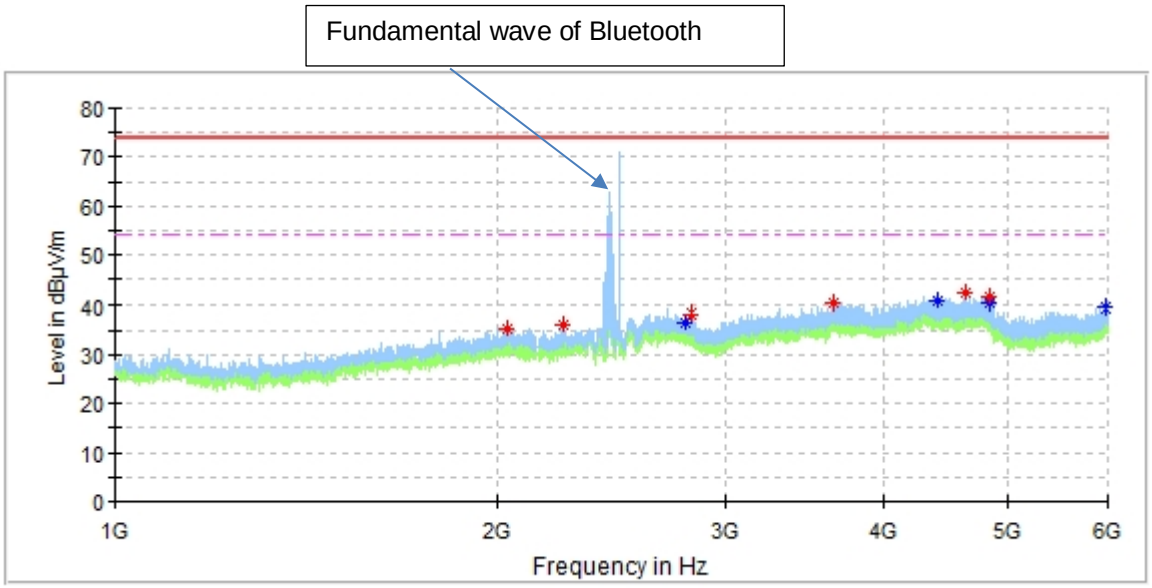

Critical_Freqs

Frequency (MHz)	MaxPeak (dBµV/m)	Average (dBµV/m)	Limit (dBµV/m)	Margin (dB)	Height (cm)	Pol	Azimuth (deg)	Corr. (dB/m)
2036.500000	35.42	---	74.00	38.58	100.0	H	197.0	-7.2
2241.500000	35.94	---	74.00	38.06	200.0	H	333.0	-6.9
2796.500000	---	36.63	54.00	17.37	100.0	H	68.0	-3.7
2829.000000	38.34	---	74.00	35.66	100.0	H	322.0	-4.4
3654.500000	40.23	---	74.00	33.77	200.0	H	306.0	-0.1
4415.500000	---	40.53	54.00	13.47	200.0	H	288.0	1.9
4632.500000	42.14	---	74.00	31.86	100.0	H	352.0	2.1
4839.000000	41.52	---	74.00	32.48	200.0	H	161.0	1.8
4839.000000	---	40.17	54.00	13.83	200.0	H	161.0	1.8
5987.500000	---	39.20	54.00	14.80	200.0	H	47.0	2.4

EUT Information

EUT Name:	Pod Speaker
Model	EE2763
Order No:	168315208
Test Mode:	BT+CHARGING
Test Voltage:	AC 120V, 60Hz
Test By:	Ouyang Wang
Review By:	Gary Chen
Remark:	3m Chamber

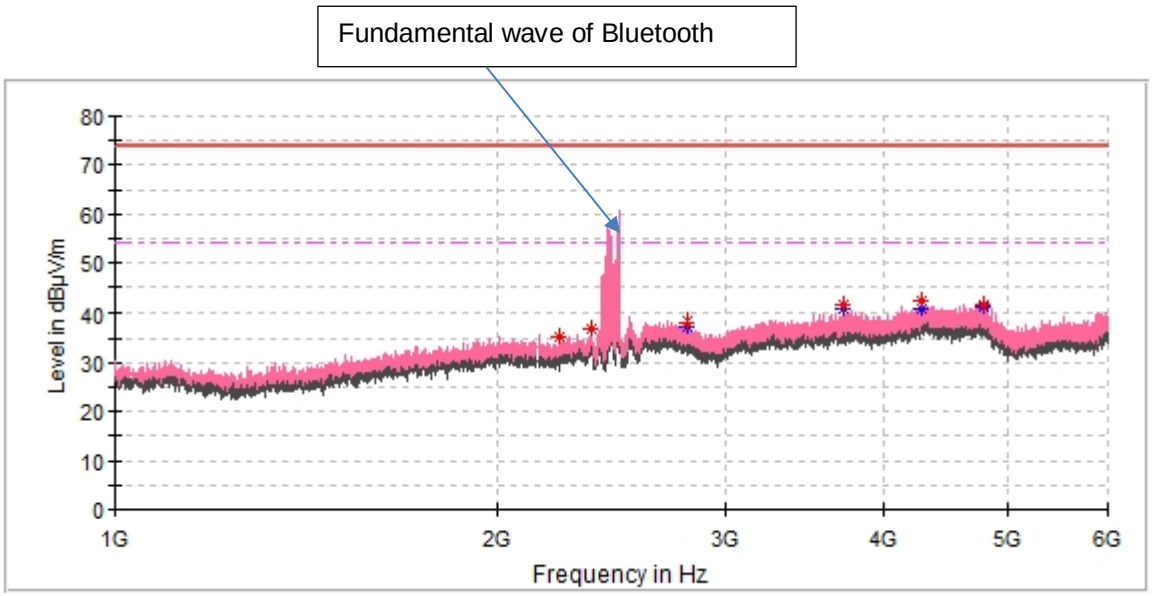

Critical_Freqs

Frequency (MHz)	MaxPeak (dBµV/m)	Average (dBµV/m)	Limit (dBµV/m)	Margin (dB)	Height (cm)	Pol	Azimuth (deg)	Corr. (dB/m)
2224.000000	35.15	---	74.00	38.85	100.0	V	49.0	-7.3
2357.500000	36.73	---	74.00	37.27	100.0	V	322.0	-6.1
2809.500000	---	37.18	54.00	16.82	100.0	V	44.0	-3.8
2809.500000	38.08	---	74.00	35.92	100.0	V	44.0	-3.8
3715.000000	---	40.78	54.00	13.22	100.0	V	0.0	0.3
3715.000000	41.47	---	74.00	32.53	100.0	V	0.0	0.3
4282.500000	42.19	---	74.00	31.81	100.0	V	280.0	2.1
4287.500000	---	40.71	54.00	13.29	100.0	V	206.0	2.1
4799.000000	---	40.99	54.00	13.01	200.0	V	330.0	2.4
4799.000000	41.60	---	74.00	32.40	200.0	V	330.0	2.4

USB mode + Charging mode

EUT Information

EUT Name:	Pod Speaker
Model	EE2763
Order No:	168315208
Test Mode:	USB+CHARGING
Test Voltage:	AC 120V, 60Hz
Test By:	Ouyang Wang
Review By:	Gary Chen
Remark:	3m Chamber

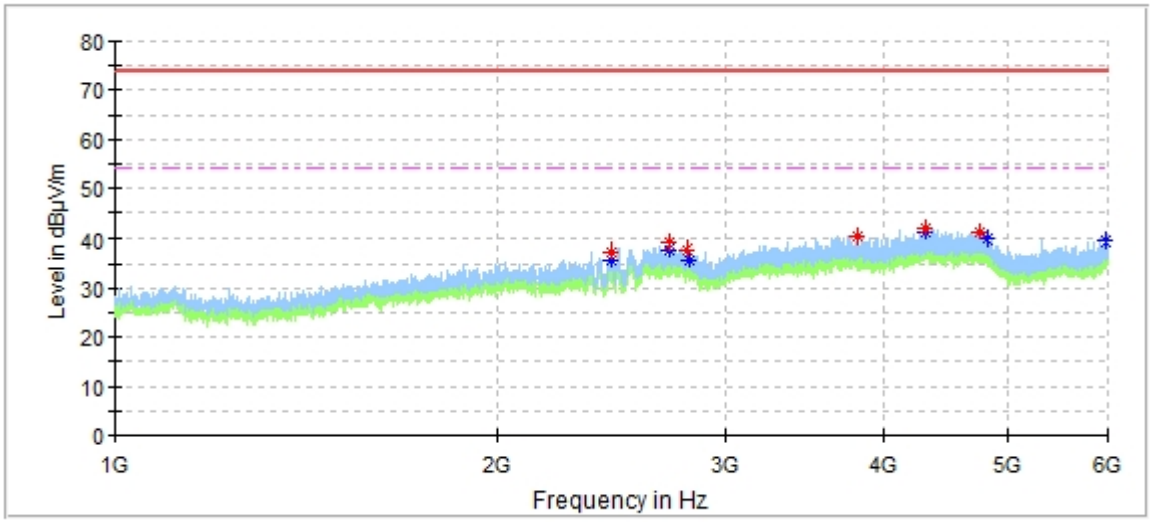

Critical_Freqs

Frequency (MHz)	MaxPeak (dBµV/m)	Average (dBµV/m)	Limit (dBµV/m)	Margin (dB)	Height (cm)	Pol	Azimuth (deg)	Corr. (dB/m)
2441.500000	---	35.67	54.00	18.33	200.0	H	14.0	-5.2
2441.500000	37.15	---	74.00	36.85	200.0	H	14.0	-5.2
2718.000000	39.16	---	74.00	34.84	100.0	H	356.0	-3.2
2718.000000	---	37.67	54.00	16.33	100.0	H	356.0	-3.2
2808.500000	37.89	---	74.00	36.11	100.0	H	228.0	-3.8
2812.000000	---	35.69	54.00	18.31	200.0	H	83.0	-3.8
3809.500000	40.33	---	74.00	33.67	100.0	H	120.0	0.0
4317.000000	---	41.14	54.00	12.86	200.0	H	4.0	2.2
4317.000000	41.72	---	74.00	32.28	200.0	H	4.0	2.2
4758.000000	40.99	---	74.00	33.01	100.0	H	34.0	2.9
4833.000000	---	39.93	54.00	14.07	200.0	H	326.0	1.9
5980.500000	---	39.23	54.00	14.77	100.0	H	107.0	2.3

EUT Information

EUT Name:	Pod Speaker
Model	EE2763
Order No:	168315208
Test Mode:	USB+CHARGING
Test Voltage:	AC 120V, 60Hz
Test By:	Ouyang Wang
Review By:	Gary Chen
Remark:	3m Chamber

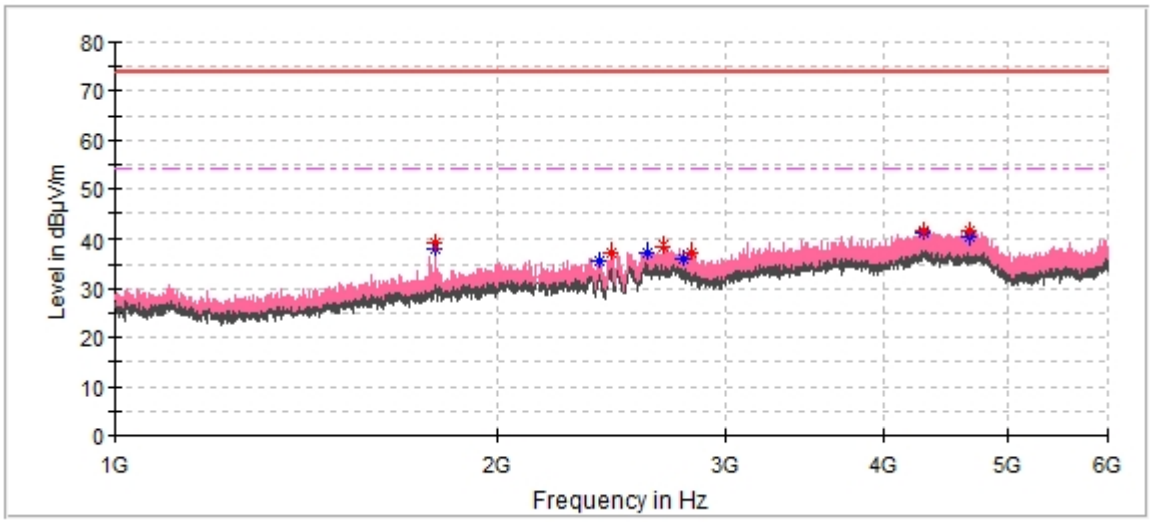

Critical_Freqs

Frequency (MHz)	MaxPeak (dBµV/m)	Average (dBµV/m)	Limit (dBµV/m)	Margin (dB)	Height (cm)	Pol	Azimuth (deg)	Corr. (dB/m)
1784.000000	---	37.98	54.00	16.02	200.0	V	296.0	-9
1784.000000	39.16	---	74.00	34.84	200.0	V	296.0	-9
2391.500000	---	35.68	54.00	18.32	200.0	V	0.0	-6
2441.500000	37.26	---	74.00	36.74	200.0	V	64.0	-5
2612.000000	---	37.35	54.00	16.65	100.0	V	264.0	-4
2691.000000	38.36	---	74.00	35.64	100.0	V	151.0	-3
2785.500000	---	36.23	54.00	17.77	200.0	V	117.0	-4
2822.500000	37.45	---	74.00	36.55	200.0	V	179.0	-4
4293.500000	41.52	---	74.00	32.48	200.0	V	170.0	2
4293.500000	---	40.85	54.00	13.15	200.0	V	170.0	2
4666.000000	41.37	---	74.00	32.63	100.0	V	278.0	2
4666.000000	---	40.29	54.00	13.71	100.0	V	278.0	2

TF/SD card mode + Charging mode

EUT Information

EUT Name:	Pod Speaker
Model	EE2763
Order No:	168315208
Test Mode:	SD+CHARGING
Test Voltage:	AC 120V, 60Hz
Test By:	Ouyang Wang
Review By:	Gary Chen
Remark:	3m Chamber

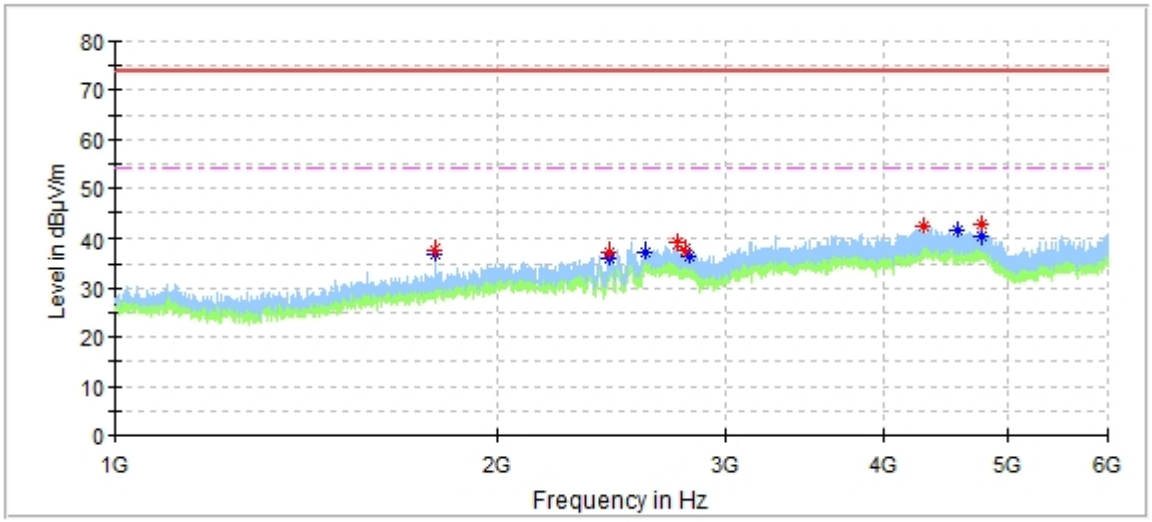

Critical_Freqs

Frequency (MHz)	MaxPeak (dBµV/m)	Average (dBµV/m)	Limit (dBµV/m)	Margin (dB)	Height (cm)	Pol	Azimuth (deg)	Corr. (dB/m)
1784.000000	37.69	---	74.00	36.31	200.0	H	0.0	-9.4
1784.000000	---	36.86	54.00	17.14	200.0	H	0.0	-9.4
2436.500000	37.39	---	74.00	36.61	100.0	H	26.0	-5.3
2436.500000	---	35.94	54.00	18.06	100.0	H	26.0	-5.3
2603.000000	---	37.51	54.00	16.49	100.0	H	296.0	-3.7
2759.000000	38.99	---	74.00	35.01	100.0	H	35.0	-3.4
2790.500000	37.66	---	74.00	36.34	100.0	H	138.0	-3.7
2813.500000	---	36.32	54.00	17.68	100.0	H	1.0	-3.9
4302.500000	42.27	---	74.00	31.73	100.0	H	216.0	2.2
4581.000000	---	41.28	54.00	12.72	100.0	H	44.0	1.9
4777.000000	---	40.33	54.00	13.67	100.0	H	7.0	2.7
4777.000000	42.47	---	74.00	31.53	100.0	H	7.0	2.7

EUT Information

EUT Name:	Pod Speaker
Model	EE2763
Order No:	168315208
Test Mode:	SD+CHARGING
Test Voltage:	AC 120V, 60Hz
Test By:	Ouyang Wang
Review By:	Gary Chen
Remark:	3m Chamber

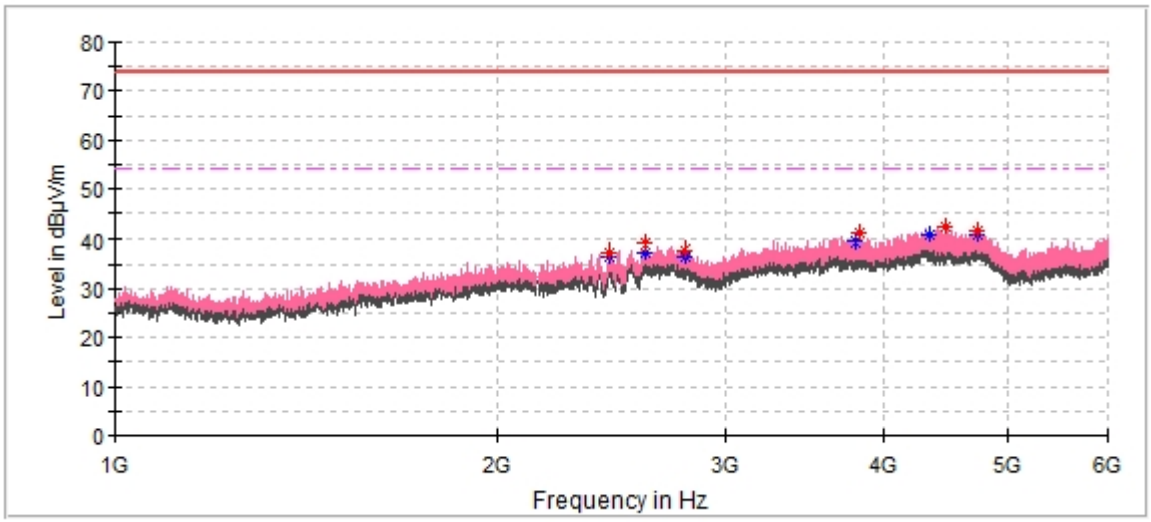

Critical_Freqs

Frequency (MHz)	MaxPeak (dBµV/m)	Average (dBµV/m)	Limit (dBµV/m)	Margin (dB)	Height (cm)	Pol	Azimuth (deg)	Corr. (dB/m)
2437.500000	37.38	---	74.00	36.62	100.0	V	32.0	-5.3
2437.500000	---	36.53	54.00	17.47	100.0	V	32.0	-5.3
2599.500000	39.10	---	74.00	34.90	100.0	V	56.0	-3.8
2599.500000	---	37.27	54.00	16.73	100.0	V	56.0	-3.8
2795.500000	37.90	---	74.00	36.10	100.0	V	270.0	-3.7
2795.500000	---	36.67	54.00	17.33	100.0	V	270.0	-3.7
3807.500000	---	39.36	54.00	14.64	200.0	V	187.0	0.0
3827.500000	41.06	---	74.00	32.94	100.0	V	188.0	0.0
4353.500000	---	40.72	54.00	13.28	200.0	V	210.0	2.2
4482.500000	42.25	---	74.00	31.75	200.0	V	306.0	2.1
4746.500000	---	40.68	54.00	13.32	200.0	V	232.0	2.9
4746.500000	41.52	---	74.00	32.48	200.0	V	232.0	2.9