GFSK MODULATION IN HIGH CHANNEL

Hopping off

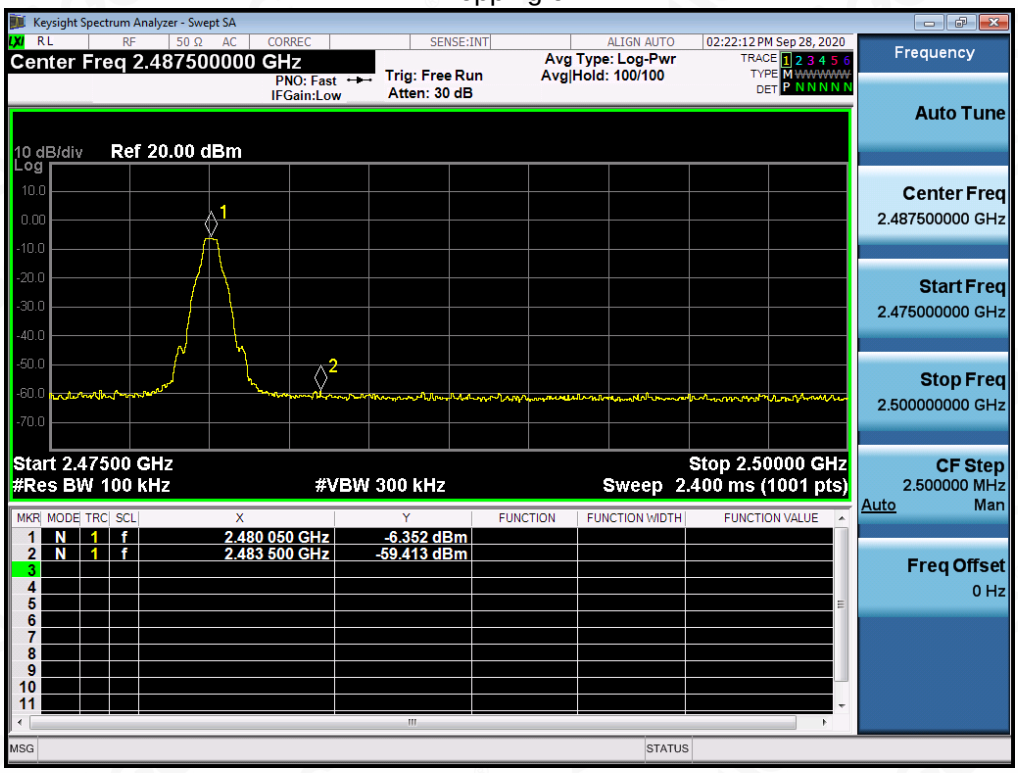


Hopping on

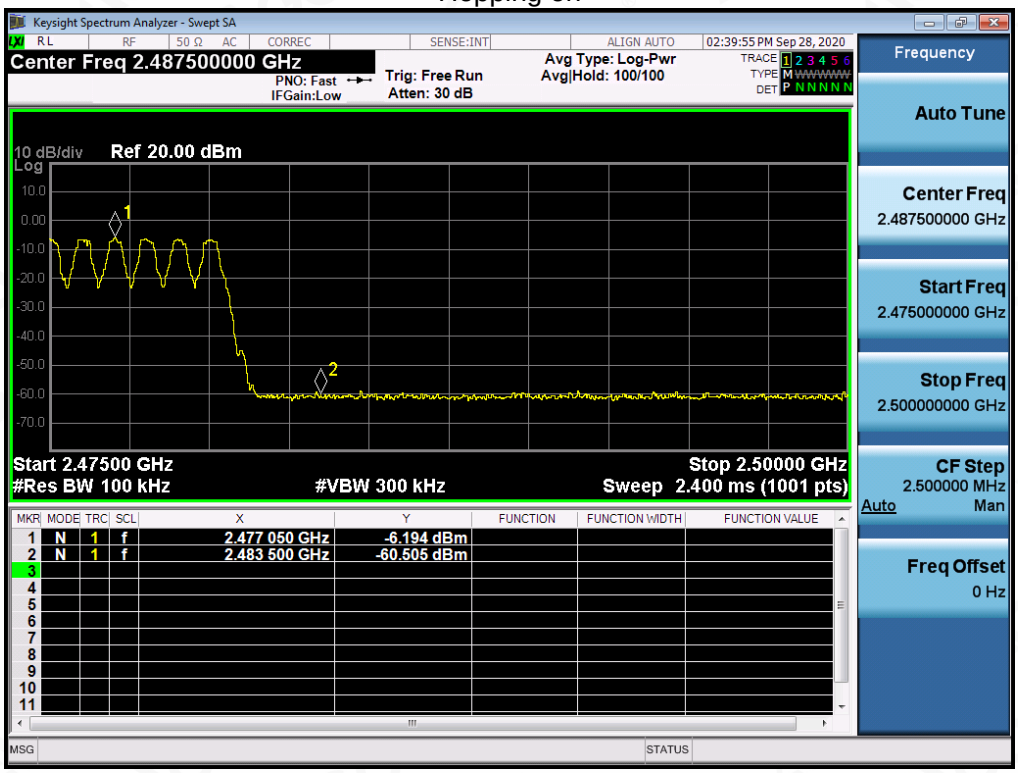


Any report having not been signed by authorized approver, or having been altered without authorization, or having not been stamped by the "Dedicated Testing/Inspection Stamp" is deemed to be invalid. Copying or excerpting portion of, or altering the content of the report is not permitted without the written authorization of AGC. The test results presented in the report apply only to the tested sample. Any objections to report issued by AGC should be submitted to AGC within 15days after the issuance of the test report. Further enquiry of validity or verification of the test report should be addressed to AGC by agc@agc-cert.com.

## π /4-DQPSK MODULATION IN LOW CHANNEL

Hopping off

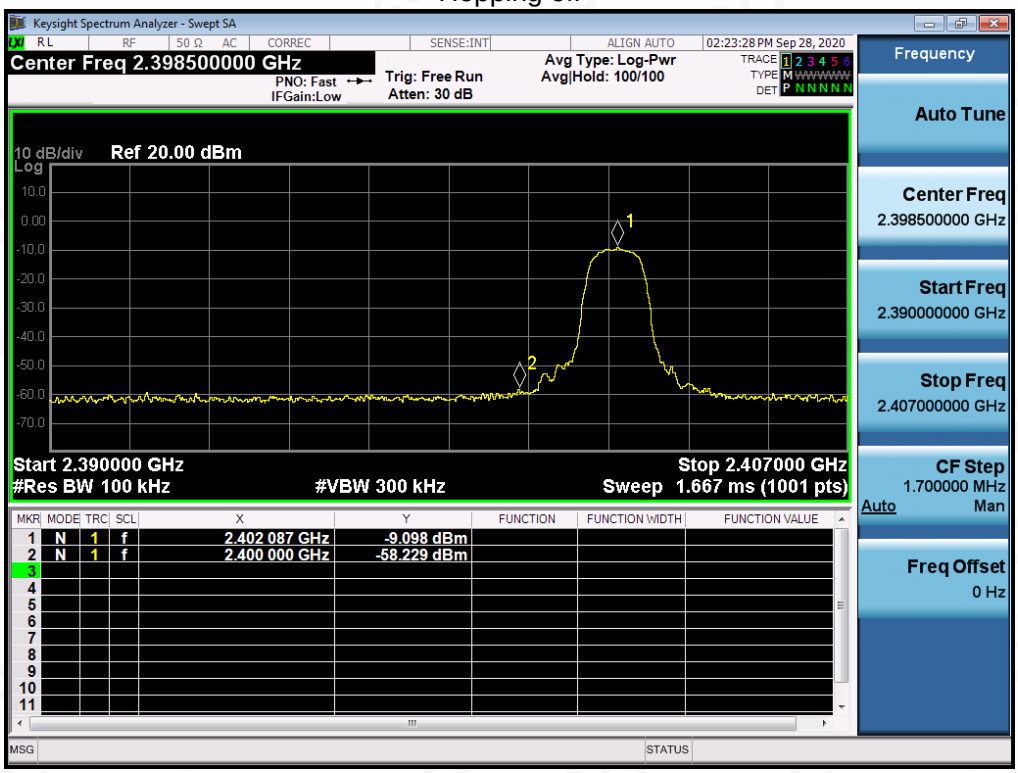


Hopping on

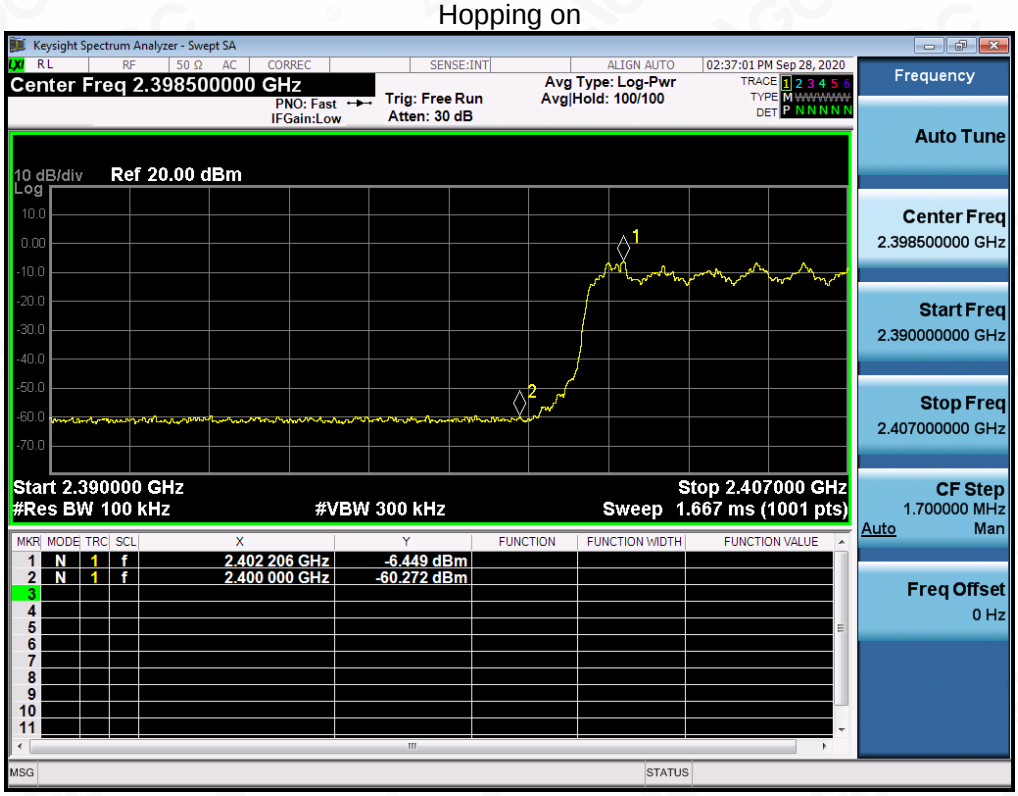


Any report having not been signed by authorized approver, or having been altered without authorization, or having not been stamped by the "Dedicated Testing/Inspection Stamp" is deemed to be invalid. Copying or excerpting portion of, or altering the content of the report is not permitted without the written authorization of AGC. The test results presented in the report apply only to the tested sample. Any objections to report issued by AGC should be submitted to AGC within 15days after the issuance of the test report. Further enquiry of validity or verification of the test report should be addressed to AGC by agc@agc-cert.com.

## π /4-DQPSK MODULATION IN HIGH CHANNEL

Hopping off

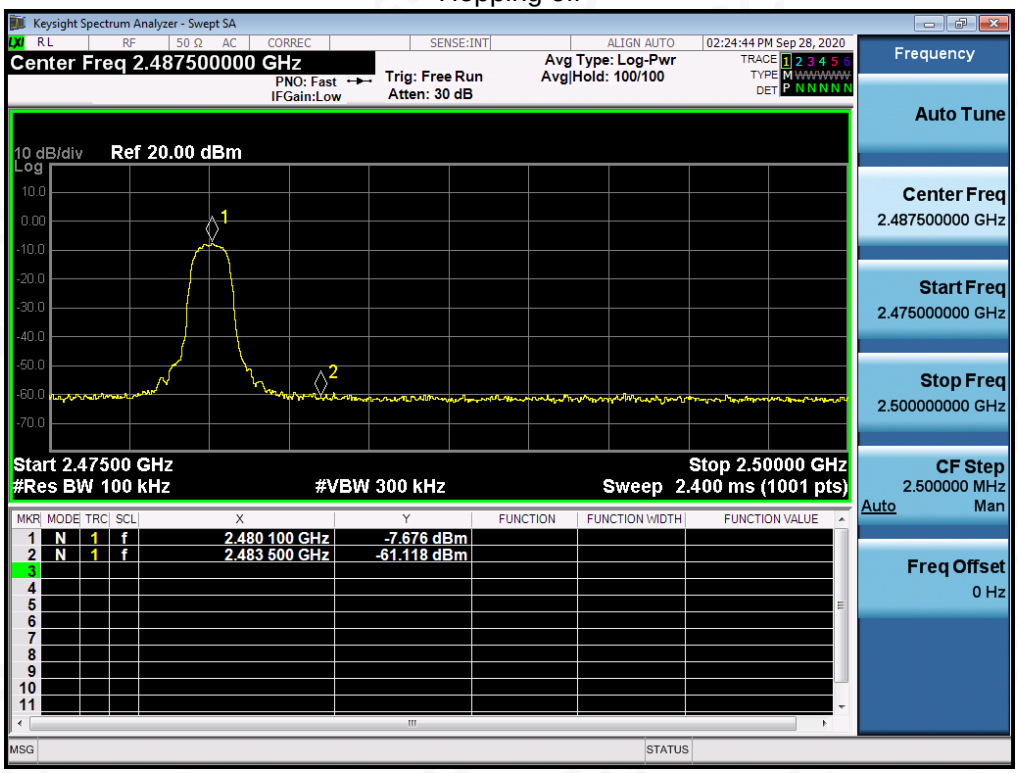


Hopping on

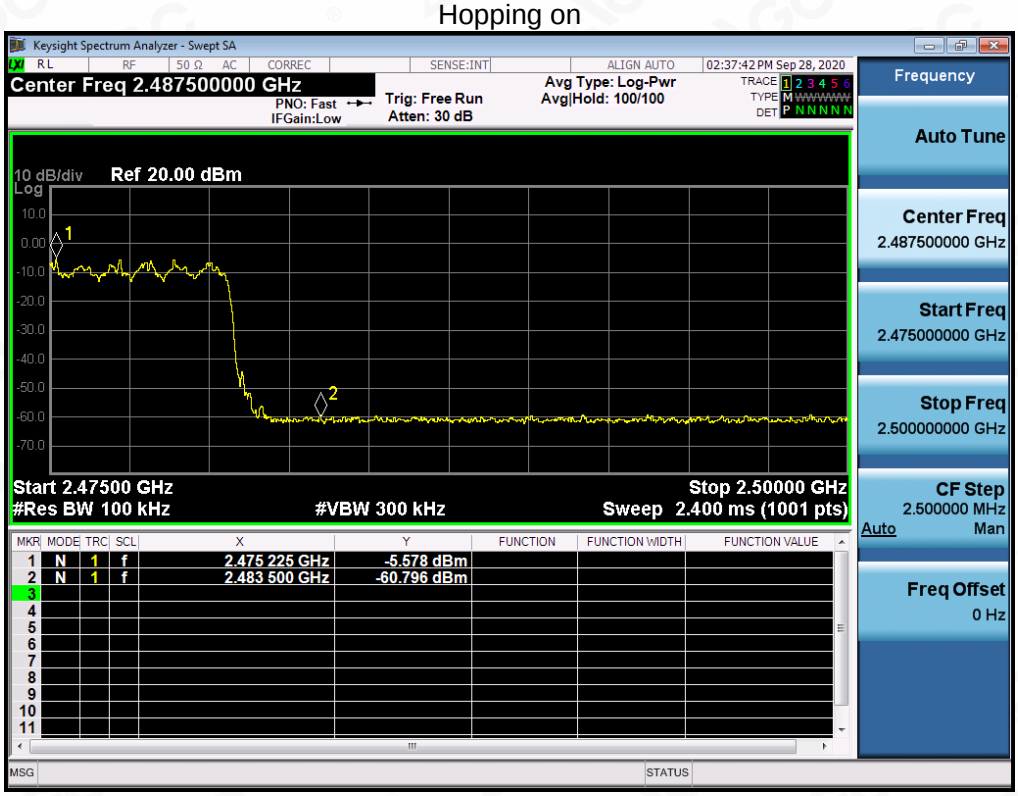


Any report having not been signed by authorized approver, or having been altered without authorization, or having not been stamped by the "Dedicated Testing/Inspection Stamp" is deemed to be invalid. Copying or excerpting portion of, or altering the content of the report is not permitted without the written authorization of AGC. The test results presented in the report apply only to the tested sample. Any objections to report issued by AGC should be submitted to AGC within 15days after the issuance of the test report. Further enquiry of validity or verification of the test report should be addressed to AGC by agc@agc-cert.com.

8-DPSK MODULATION IN LOW CHANNEL

Hopping off

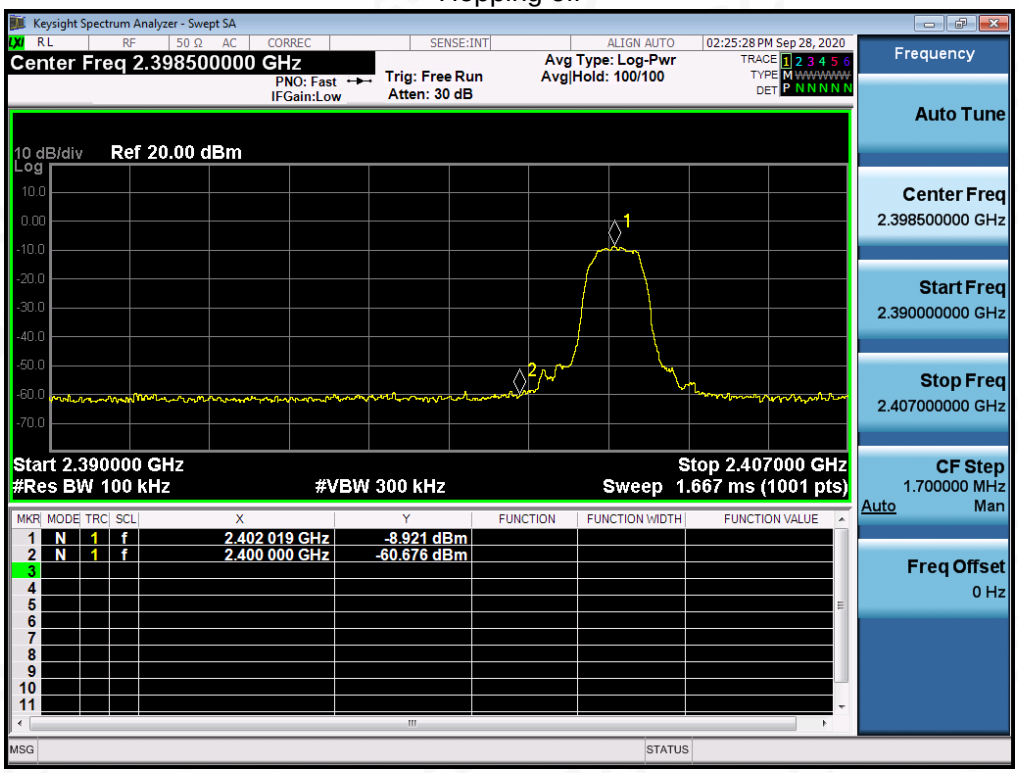


Hopping on

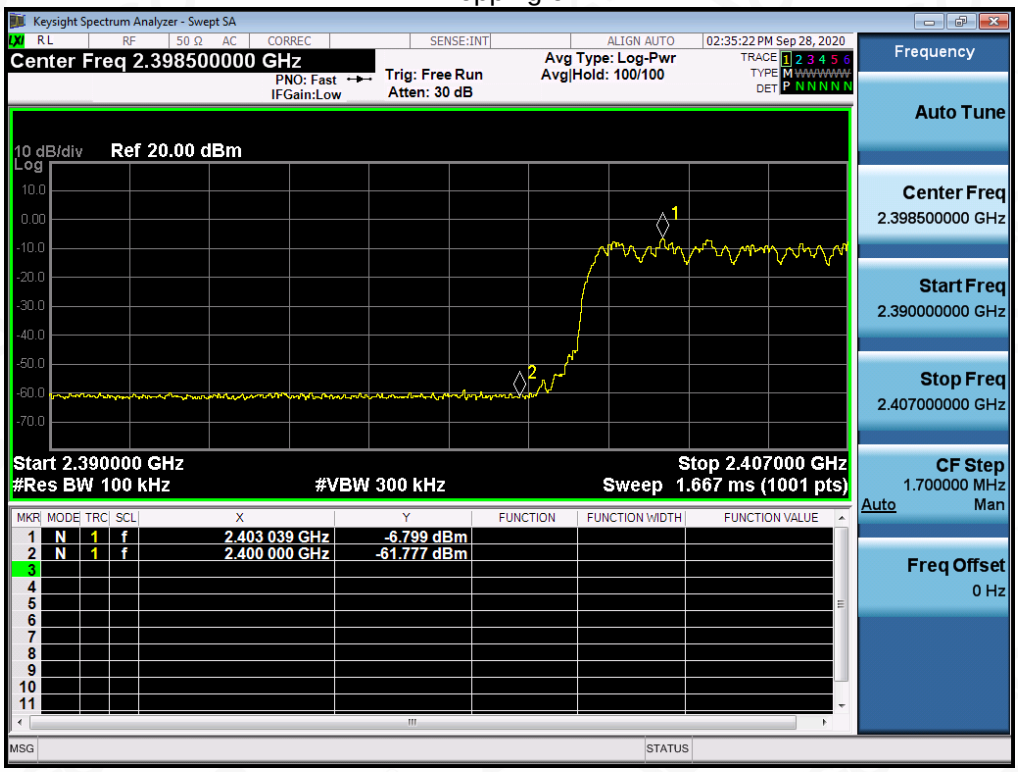


Any report having not been signed by authorized approver, or having been altered without authorization, or having not been stamped by the "Dedicated Testing/Inspection Stamp" is deemed to be invalid. Copying or excerpting portion of, or altering the content of the report is not permitted without the written authorization of AGC. The test results presented in the report apply only to the tested sample. Any objections to report issued by AGC should be submitted to AGC within 15days after the issuance of the test report. Further enquiry of validity or verification of the test report should be addressed to AGC by agc@agc-cert.com.

8-DPSK MODULATION IN HIGH CHANNEL

Hopping off

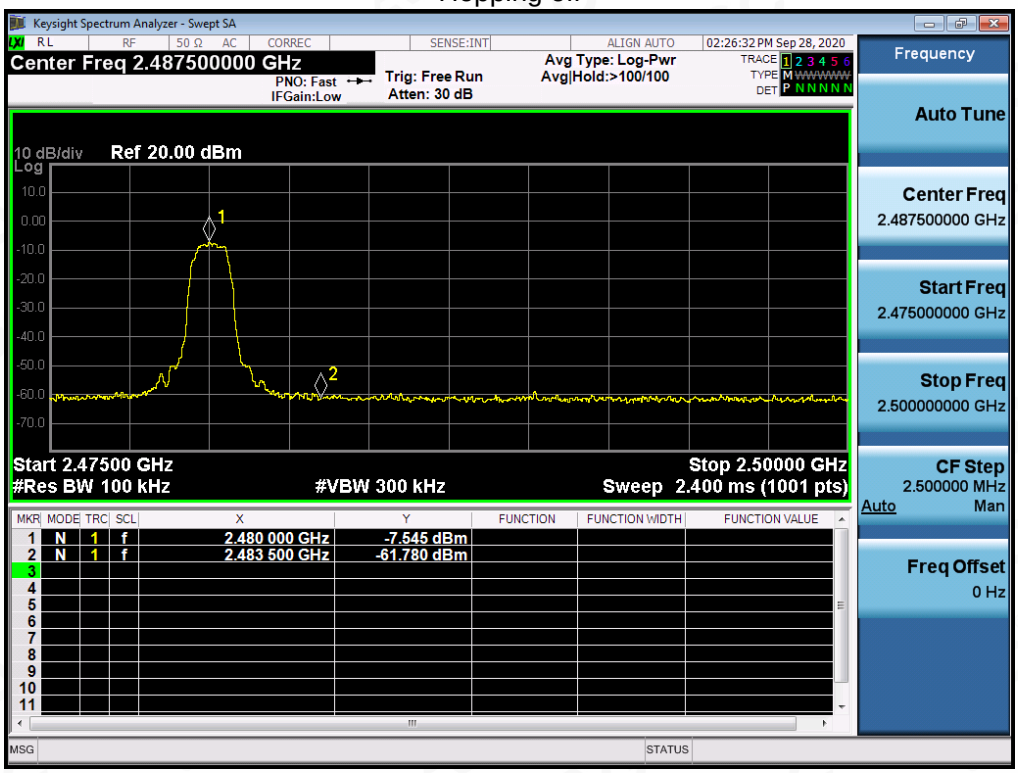


Hopping on

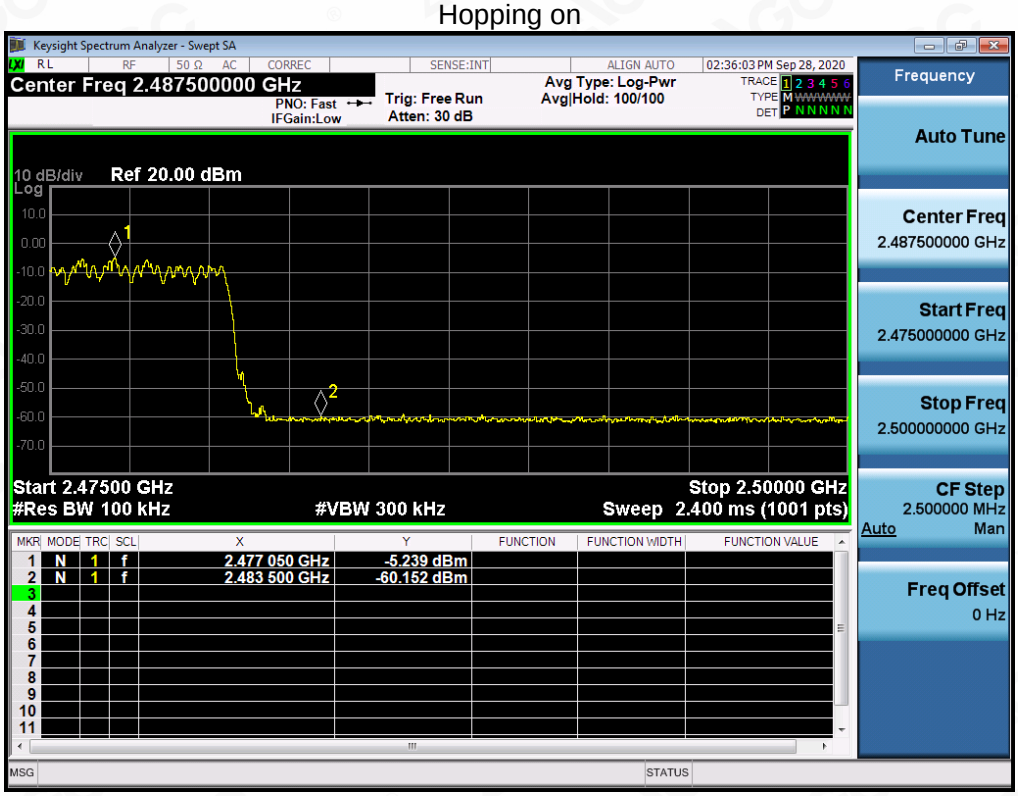


Any report having not been signed by authorized approver, or having been altered without authorization, or having not been stamped by the "Dedicated Testing/Inspection Stamp" is deemed to be invalid. Copying or excerpting portion of, or altering the content of the report is not permitted without the written authorization of AGC. The test results presented in the report apply only to the tested sample. Any objections to report issued by AGC should be submitted to AGC within 15days after the issuance of the test report. Further enquiry of validity or verification of the test report should be addressed to AGC by agc@agc-cert.com.

# 10. RADIATED EMISSION

## 10.1. MEASUREMENT PROCEDURE

1. The EUT was placed on the top of the turntable 0.8 or 1.5 meter above ground. The phase center of the receiving antenna mounted on the top of a height-variable antenna tower was placed 3 meters far away from the turntable.
2. Power on the EUT and all the supporting units. The turntable was rotated by 360 degrees to determine the position of the highest radiation.
3. The height of the broadband receiving antenna was varied between one meter and four meters above ground to find the maximum emissions field strength of both horizontal and vertical polarization.
4. For each suspected emission, the antenna tower was scan (from 1 M to 4 M) and then the turntable was rotated (from 0 degree to 360 degrees) to find the maximum reading.
5. Set the test-receiver system to Peak or CISPR quasi-peak Detect Function with specified bandwidth under Maximum Hold Mode.
6. For emissions above 1GHz, use 1MHz RBW and 3MHz VBW for peak reading. Place the measurement antenna away from each area of the EUT determined to be a source of emissions at the specified measurement distance, while keeping the measurement antenna aimed at the source of emissions at each frequency of significant emissions, with polarization oriented for maximum response. The measurement antenna may have to be higher or lower than the EUT, depending on the radiation pattern of the emission and staying aimed at the emission source for receiving the maximum signal. The final measurement antenna elevation shall be that which maximizes the emissions. The measurement antenna elevation for maximum emissions shall be restricted to a range of heights of from 1 m to 4 m above the ground or reference ground plane.
7. When the radiated emissions limits are expressed in terms of the average value of the emissions, and pulsed operation is employed, the measurement field strength shall be determined by averaging over one complete pulse train, including blanking intervals, as long as the pulse train does not exceed 0.1 seconds. As an alternative (provided the transmitter operates for longer than 0.1 seconds) or in cases where the pulse train exceeds 0.1 seconds, the measured field strength shall be determined from the average absolute voltage during a 0.1 second interval during which the field strength is at its maximum values.
8. If the emissions level of the EUT in peak mode was 3 dB lower than the average limit specified, then testing will be stopped and peak values of EUT will be reported, otherwise, the emissions which do not have 3 dB margin will be repeated one by one using the quasi-peak method for below 1GHz.
9. For testing above 1GHz, the emissions level of the EUT in peak mode was lower than average limit (that means the emissions level in peak mode also complies with the limit in average mode), then testing will be stopped and peak values of EUT will be reported, otherwise, the emissions will be measured in average mode again and reported.
10. In case the emission is lower than 30MHz, loop antenna has to be used for measurement and the recorded data should be QP measured by receiver. High - Low scan is not required in this case.

Any report having not been signed by authorized approver, or having been altered without authorization, or having not been stamped by the "Dedicated Testing/Inspection Stamp" is deemed to be invalid. Copying or excerpting portion of, or altering the content of the report is not permitted without the written authorization of AGC. The test results presented in the report apply only to the tested sample. Any objections to report issued by AGC should be submitted to AGC within 15days after the issuance of the test report. Further enquiry of validity or verification of the test report should be addressed to AGC by agc@agc-cert.com.

The following table is the setting of spectrum analyzer and receiver.

| Spectrum Parameter | Setting |
|---|---|
| Start ~Stop Frequency | 9KHz~150KHz/RB 200Hz for QP |
| Start ~Stop Frequency | 150KHz~30MHz/RB 9KHz for QP |
| Start ~Stop Frequency | 30MHz~1000MHz/RB 120KHz for QP |
| Start ~Stop Frequency | 1GHz~26.5GHz<br>1MHz/3MHz for Peak, 1MHz/3MHz for Average |

| Receiver Parameter | Setting |
|---|---|
| Start ~Stop Frequency | 9KHz~150KHz/RB 200Hz for QP |
| Start ~Stop Frequency | 150KHz~30MHz/RB 9KHz for QP |
| Start ~Stop Frequency | 30MHz~1000MHz/RB 120KHz for QP |

Any report having not been signed by authorized approver, or having been altered without authorization, or having not been stamped by the "Dedicated Testing/Inspection Stamp" is deemed to be invalid. Copying or excerpting portion of, or altering the content of the report is not permitted without the written authorization of AGC. The test results presented in the report apply only to the tested sample. Any objections to report issued by AGC should be submitted to AGC within 15days after the issuance of the test report. Further enquiry of validity or verification of the test report should be addressed to AGC by agc@agc-cert.com.

Attestation of Global Compliance(Shenzhen)Co., Ltd
Attestation of Global Compliance(Shenzhen)Std & Tech Co., Ltd
Tel: +86-755 2523 4088 E-mail: agc@agc-cert.com Web: http://cn.agc-cert.com/

## 10.2. TEST SETUP

Radiated Emission Test-Setup Frequency Below 30MHz

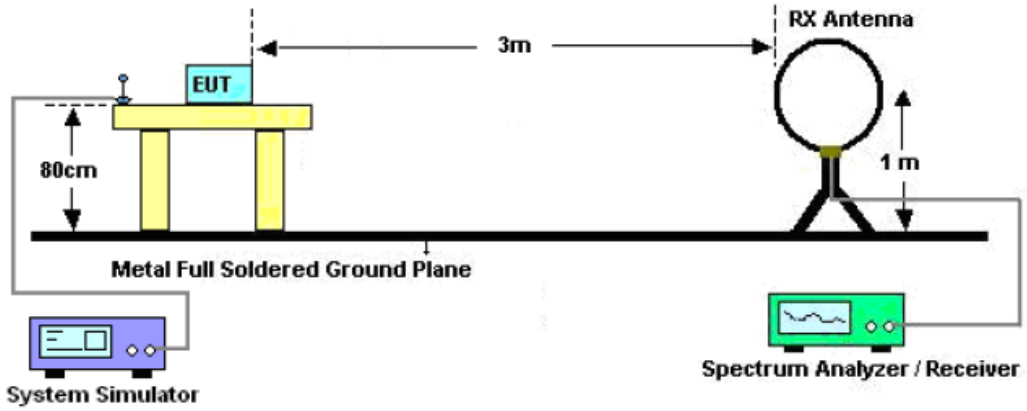


RADIATED EMISSION TEST SETUP 30MHz-1000MHz

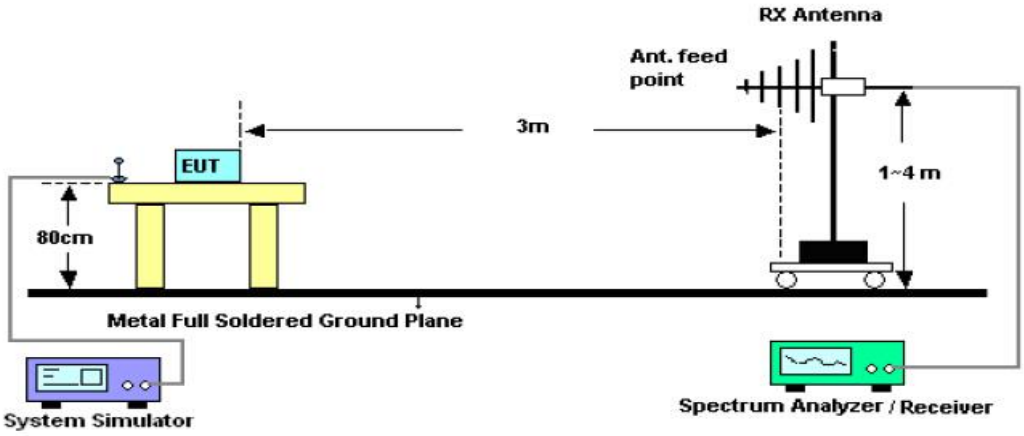


RADIATED EMISSION TEST SETUP ABOVE 1000MHz

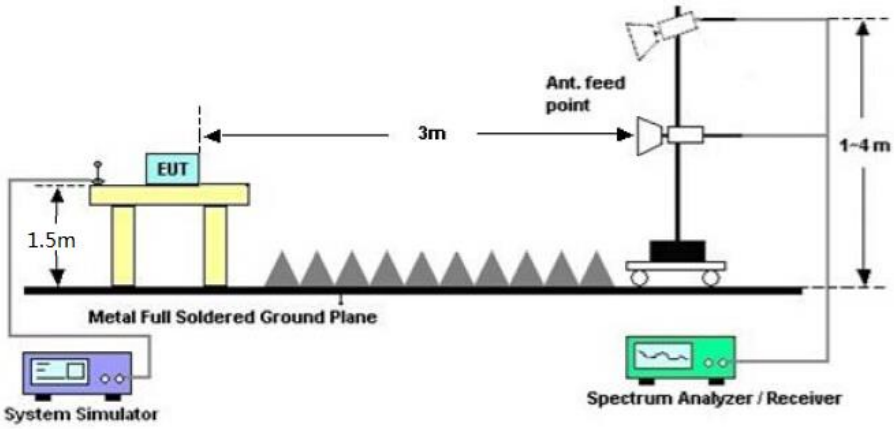


Any report having not been signed by authorized approver, or having been altered without authorization, or having not been stamped by the "Dedicated Testing/Inspection Stamp" is deemed to be invalid. Copying or excerpting portion of, or altering the content of the report is not permitted without the written authorization of AGC. The test results presented in the report apply only to the tested sample. Any objections to report issued by AGC should be submitted to AGC within 15days after the issuance of the test report. Further enquiry of validity or verification of the test report should be addressed to AGC by agc@agc-cert.com.

## 10.3. LIMITS AND MEASUREMENT RESULT

15.209 Limit in the below table has to be followed

| Frequencies (MHz) | Field Strength (microvolts/meter) | Measurement Distance (meters) |
|---|---|---|
| 0.009~0.490 | 2400/F(kHz) | 300 |
| 0.490~1.705 | 24000/F(kHz) | 30 |
| 1.705~30.0 | 30 | 30 |
| 30~88 | 100 | 3 |
| 88~216 | 150 | 3 |
| 216~960 | 200 | 3 |
| Above 960 | 500 | 3 |

Note: All modes were tested for restricted band radiated emission, the test records reported below are the worst result compared to other modes.

## 10.4. TEST RESULT

**RADIATED EMISSION BELOW 30MHz**

The amplitude of spurious emissions from 9kHz to 30MHz which are attenuated more than 20 dB below the permissible value need not be reported.

Any report having not been signed by authorized approver, or having been altered without authorization, or having not been stamped by the "Dedicated Testing/Inspection Stamp" is deemed to be invalid. Copying or excerpting portion of, or altering the content of the report is not permitted without the written authorization of AGC. The test results presented in the report apply only to the tested sample. Any objections to report issued by AGC should be submitted to AGC within 15days after the issuance of the test report. Further enquiry of validity or verification of the test report should be addressed to AGC by agc@agc-cert.com.

**Left:**

**RADIATED EMISSION BELOW 1GHz**

| | | | |
|---|---|---|---|
| **EUT** | SYNC ANC-Active Noise Cancellation True Wireless Earphones | **Model Name** | SYNC ANC |
| **Temperature** | 25°C | **Relative Humidity** | 55.4% |
| **Pressure** | 960hPa | **Test Voltage** | Normal Voltage |
| **Test Mode** | Mode 9 | **Antenna** | Horizontal |

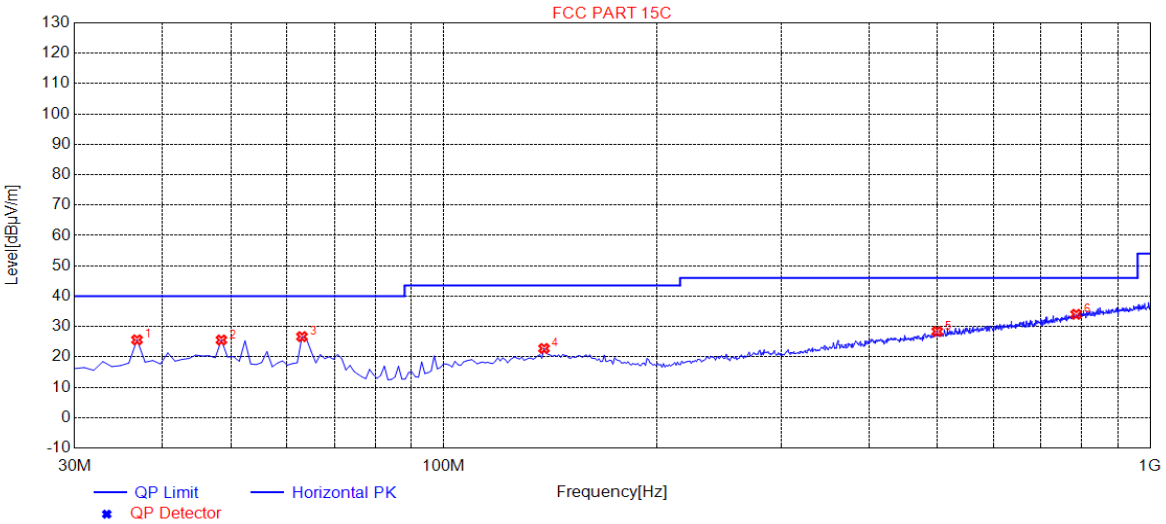


| NO. | Freq. [MHz] | Level [dBμV/m] | Factor [dB] | Limit [dBμV/m] | Margin [dB] | Height [cm] | Angle [°] | Polarity |
|---|---|---|---|---|---|---|---|---|
| 1 | 36.7900 | 25.63 | 11.16 | 40.00 | 14.37 | 200 | 67 | Horizontal |
| 2 | 48.4300 | 25.58 | 11.71 | 40.00 | 14.42 | 200 | 252 | Horizontal |
| 3 | 62.9800 | 26.68 | 10.42 | 40.00 | 13.32 | 200 | 278 | Horizontal |
| 4 | 138.6400 | 22.78 | 14.78 | 43.50 | 20.72 | 100 | 359 | Horizontal |
| 5 | 499.4800 | 28.37 | 22.17 | 46.00 | 17.63 | 200 | 275 | Horizontal |
| 6 | 785.6300 | 34.04 | 28.12 | 46.00 | 11.96 | 100 | 38 | Horizontal |

**RESULT: PASS**

Any report having not been signed by authorized approver, or having been altered without authorization, or having not been stamped by the "Dedicated Testing/Inspection Stamp" is deemed to be invalid. Copying or excerpting portion of, or altering the content of the report is not permitted without the written authorization of AGC. The test results presented in the report apply only to the tested sample. Any objections to report issued by AGC should be submitted to AGC within 15days after the issuance of the test report. Further enquiry of validity or verification of the test report should be addressed to AGC by agc@agc-cert.com.

| | | | |
|---|---|---|---|
| **EUT** | SYNC ANC-Active Noise Cancellation True Wireless Earphones | **Model Name** | SYNC ANC |
| **Temperature** | 25°C | **Relative Humidity** | 55.4% |
| **Pressure** | 960hPa | **Test Voltage** | Normal Voltage |
| **Test Mode** | Mode 9 | **Antenna** | Vertical |

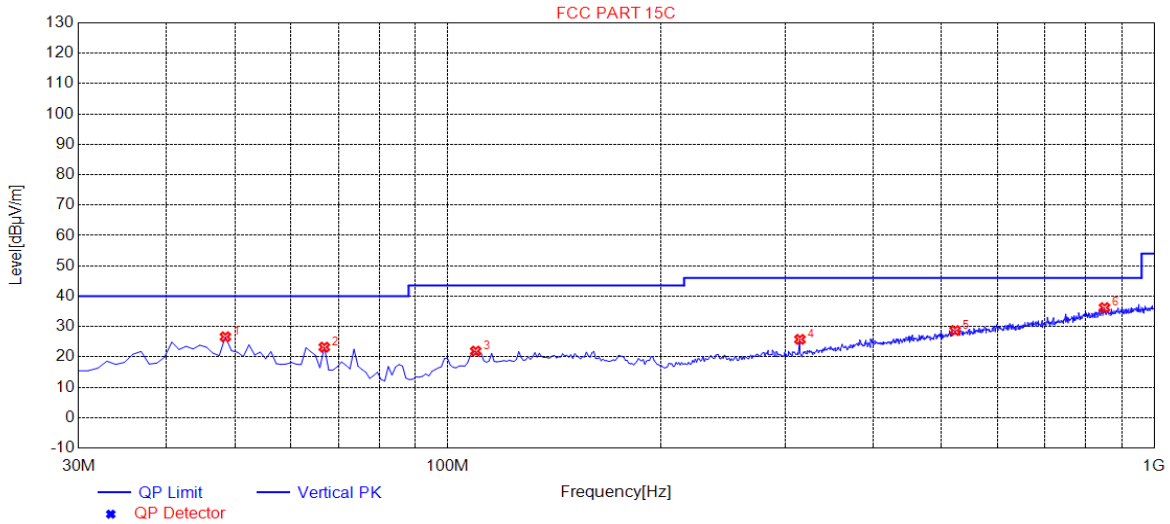


| NO. | Freq. [MHz] | Level [dBμV/m] | Factor [dB] | Limit [dBμV/m] | Margin [dB] | Height [cm] | Angle [°] | Polarity |
|---|---|---|---|---|---|---|---|---|
| 1 | 48.4300 | 26.62 | 11.71 | 40.00 | 13.38 | 100 | 101 | Vertical |
| 2 | 66.8600 | 23.21 | 9.76 | 40.00 | 16.79 | 100 | 4 | Vertical |
| 3 | 109.5400 | 21.92 | 12.37 | 43.50 | 21.58 | 100 | 96 | Vertical |
| 4 | 315.1800 | 25.78 | 16.48 | 46.00 | 20.22 | 100 | 277 | Vertical |
| 5 | 522.7600 | 28.71 | 22.67 | 46.00 | 17.29 | 100 | 311 | Vertical |
| 6 | 850.6200 | 36.23 | 29.33 | 46.00 | 9.77 | 100 | 209 | Vertical |

**RESULT: PASS**

**Note:** 1. Factor=Antenna Factor + Cable loss, Margin=Limit-Measurement.

2. All test modes had been pre-tested. The mode 9 is the worst case and recorded in the report.

Any report having not been signed by authorized approver, or having been altered without authorization, or having not been stamped by the "Dedicated Testing/Inspection Stamp" is deemed to be invalid. Copying or excerpting portion of, or altering the content of the report is not permitted without the written authorization of AGC. The test results presented in the report apply only to the tested sample. Any objections to report issued by AGC should be submitted to AGC within 15days after the issuance of the test report. Further enquiry of validity or verification of the test report should be addressed to AGC by agc@agc-cert.com.

## RADIATED EMISSION ABOVE 1GHz

| | | | |
|---|---|---|---|
| **EUT** | SYNC ANC-Active Noise Cancellation True Wireless Earphones | **Model Name** | SYNC ANC |
| **Temperature** | 25°C | **Relative Humidity** | 55.4% |
| **Pressure** | 960hPa | **Test Voltage** | Normal Voltage |
| **Test Mode** | Mode 7 | **Antenna** | Horizontal |

| Frequency (MHz) | Meter Reading (dBμV) | Factor (dB) | Emission Level (dBμV/m) | Limits (dBμV/m) | Margin (dB) | Value Type |
|---|---|---|---|---|---|---|
| 4804.000 | 45.21 | 0.08 | 45.29 | 74 | -28.71 | peak |
| 4804.000 | 37.14 | 0.08 | 37.22 | 54 | -16.78 | AVG |
| 7206.000 | 40.86 | 2.21 | 43.07 | 74 | -30.93 | peak |
| 7206.000 | 32.37 | 2.21 | 34.58 | 54 | -19.42 | AVG |
| | | | | | | |
| | | | | | | |
| Remark: | | | | | | |
| Factor = Antenna Factor + Cable Loss – Pre-amplifier. | | | | | | |

| | | | |
|---|---|---|---|
| **EUT** | SYNC ANC-Active Noise Cancellation True Wireless Earphones | **Model Name** | SYNC ANC |
| **Temperature** | 25°C | **Relative Humidity** | 55.4% |
| **Pressure** | 960hPa | **Test Voltage** | Normal Voltage |
| **Test Mode** | Mode 7 | **Antenna** | Vertical |

| Frequency (MHz) | Meter Reading (dBμV) | Factor (dB) | Emission Level (dBμV/m) | Limits (dBμV/m) | Margin (dB) | Value Type |
|---|---|---|---|---|---|---|
| 4804.000 | 45.82 | 0.08 | 45.90 | 74 | -28.10 | peak |
| 4804.000 | 36.77 | 0.08 | 36.85 | 54 | -17.15 | AVG |
| 7206.000 | 39.64 | 2.21 | 41.85 | 74 | -32.15 | peak |
| 7206.000 | 30.18 | 2.21 | 32.39 | 54 | -21.61 | AVG |
| | | | | | | |
| | | | | | | |
| Remark: | | | | | | |
| Factor = Antenna Factor + Cable Loss – Pre-amplifier. | | | | | | |

Any report having not been signed by authorized approver, or having been altered without authorization, or having not been stamped by the "Dedicated Testing/Inspection Stamp" is deemed to be invalid. Copying or excerpting portion of, or altering the content of the report is not permitted without the written authorization of AGC. The test results presented in the report apply only to the tested sample. Any objections to report issued by AGC should be submitted to AGC within 15days after the issuance of the test report. Further enquiry of validity or verification of the test report should be addressed to AGC by agc@agc-cert.com.

| | | | |
|---|---|---|---|
| **EUT** | SYNC ANC-Active Noise Cancellation True Wireless Earphones | **Model Name** | SYNC ANC |
| **Temperature** | 25°C | **Relative Humidity** | 55.4% |
| **Pressure** | 960hPa | **Test Voltage** | Normal Voltage |
| **Test Mode** | Mode 8 | **Antenna** | Horizontal |

| Frequency (MHz) | Meter Reading (dBμV) | Factor (dB) | Emission Level (dBμV/m) | Limits (dBμV/m) | Margin (dB) | Value Type |
|---|---|---|---|---|---|---|
| 4882.000 | 46.34 | 0.14 | 46.48 | 74 | -27.52 | peak |
| 4882.000 | 38.97 | 0.14 | 39.11 | 54 | -14.89 | AVG |
| 7323.000 | 41.88 | 2.36 | 44.24 | 74 | -29.76 | peak |
| 7323.000 | 34.25 | 2.36 | 36.61 | 54 | -17.39 | AVG |
| | | | | | | |
| | | | | | | |
| Remark: | | | | | | |
| Factor = Antenna Factor + Cable Loss – Pre-amplifier. | | | | | | |

| | | | |
|---|---|---|---|
| **EUT** | SYNC ANC-Active Noise Cancellation True Wireless Earphones | **Model Name** | SYNC ANC |
| **Temperature** | 25°C | **Relative Humidity** | 55.4% |
| **Pressure** | 960hPa | **Test Voltage** | Normal Voltage |
| **Test Mode** | Mode 8 | **Antenna** | Vertical |

| Frequency (MHz) | Meter Reading (dBμV) | Factor (dB) | Emission Level (dBμV/m) | Limits (dBμV/m) | Margin (dB) | Value Type |
|---|---|---|---|---|---|---|
| 4882.000 | 46.91 | 0.14 | 47.05 | 74 | -26.95 | peak |
| 4882.000 | 38.17 | 0.14 | 38.31 | 54 | -15.69 | AVG |
| 7323.000 | 41.23 | 2.36 | 43.59 | 74 | -30.41 | peak |
| 7323.000 | 33.56 | 2.36 | 35.92 | 54 | -18.08 | AVG |
| | | | | | | |
| | | | | | | |
| Remark: | | | | | | |
| Factor = Antenna Factor + Cable Loss – Pre-amplifier. | | | | | | |

Any report having not been signed by authorized approver, or having been altered without authorization, or having not been stamped by the "Dedicated Testing/Inspection Stamp" is deemed to be invalid. Copying or excerpting portion of, or altering the content of the report is not permitted without the written authorization of AGC. The test results presented in the report apply only to the tested sample. Any objections to report issued by AGC should be submitted to AGC within 15days after the issuance of the test report. Further enquiry of validity or verification of the test report should be addressed to AGC by agc@agc-cert.com.

| | | | |
|---|---|---|---|
| **EUT** | SYNC ANC-Active Noise Cancellation True Wireless Earphones | **Model Name** | SYNC ANC |
| **Temperature** | 25°C | **Relative Humidity** | 55.4% |
| **Pressure** | 960hPa | **Test Voltage** | Normal Voltage |
| **Test Mode** | Mode 9 | **Antenna** | Horizontal |

| Frequency (MHz) | Meter Reading (dBμV) | Factor (dB) | Emission Level (dBμV/m) | Limits (dBμV/m) | Margin (dB) | Value Type |
|---|---|---|---|---|---|---|
| 4960.000 | 47.41 | 0.22 | 47.63 | 74 | -26.37 | peak |
| 4960.000 | 39.15 | 0.22 | 39.37 | 54 | -14.63 | AVG |
| 7440.000 | 42.31 | 2.64 | 44.95 | 74 | -29.05 | peak |
| 7440.000 | 35.28 | 2.64 | 37.92 | 54 | -16.08 | AVG |
| | | | | | | |
| | | | | | | |
| Remark: | | | | | | |
| Factor = Antenna Factor + Cable Loss – Pre-amplifier. | | | | | | |

| | | | |
|---|---|---|---|
| **EUT** | SYNC ANC-Active Noise Cancellation True Wireless Earphones | **Model Name** | SYNC ANC |
| **Temperature** | 25°C | **Relative Humidity** | 55.4% |
| **Pressure** | 960hPa | **Test Voltage** | Normal Voltage |
| **Test Mode** | Mode 9 | **Antenna** | Vertical |

| Frequency (MHz) | Meter Reading (dBμV) | Factor (dB) | Emission Level (dBμV/m) | Limits (dBμV/m) | Margin (dB) | Value Type |
|---|---|---|---|---|---|---|
| 4960.000 | 47.63 | 0.22 | 47.85 | 74 | -26.15 | peak |
| 4960.000 | 39.54 | 0.22 | 39.76 | 54 | -14.24 | AVG |
| 7440.000 | 42.87 | 2.64 | 45.51 | 74 | -28.49 | peak |
| 7440.000 | 35.97 | 2.64 | 38.61 | 54 | -15.39 | AVG |
| | | | | | | |
| | | | | | | |
| Remark: | | | | | | |
| Factor = Antenna Factor + Cable Loss – Pre-amplifier. | | | | | | |

**RESULT: PASS**

**Note:**

The amplitude of other spurious emissions from 1G to 25 GHz which are attenuated more than 20 dB below the permissible value need not be reported.

Factor = Antenna Factor + Cable loss - Amplifier gain, Over=Measure-Limit.

The "Factor" value can be calculated automatically by software of measurement system.

All test modes had been tested. The 8DPSK modulation is the worst case and recorded in the report.

Any report having not been signed by authorized approver, or having been altered without authorization, or having not been stamped by the "Dedicated Testing/Inspection Stamp" is deemed to be invalid. Copying or excerpting portion of, or altering the content of the report is not permitted without the written authorization of AGC. The test results presented in the report apply only to the tested sample. Any objections to report issued by AGC should be submitted to AGC within 15days after the issuance of the test report. Further enquiry of validity or verification of the test report should be addressed to AGC by agc@agc-cert.com.

**Right:**

**RADIATED EMISSION BELOW 1GHz**

| | | | |
|---|---|---|---|
| **EUT** | SYNC ANC-Active Noise Cancellation True Wireless Earphones | **Model Name** | SYNC ANC |
| **Temperature** | 25°C | **Relative Humidity** | 55.4% |
| **Pressure** | 960hPa | **Test Voltage** | Normal Voltage |
| **Test Mode** | Mode 9 | **Antenna** | Horizontal |

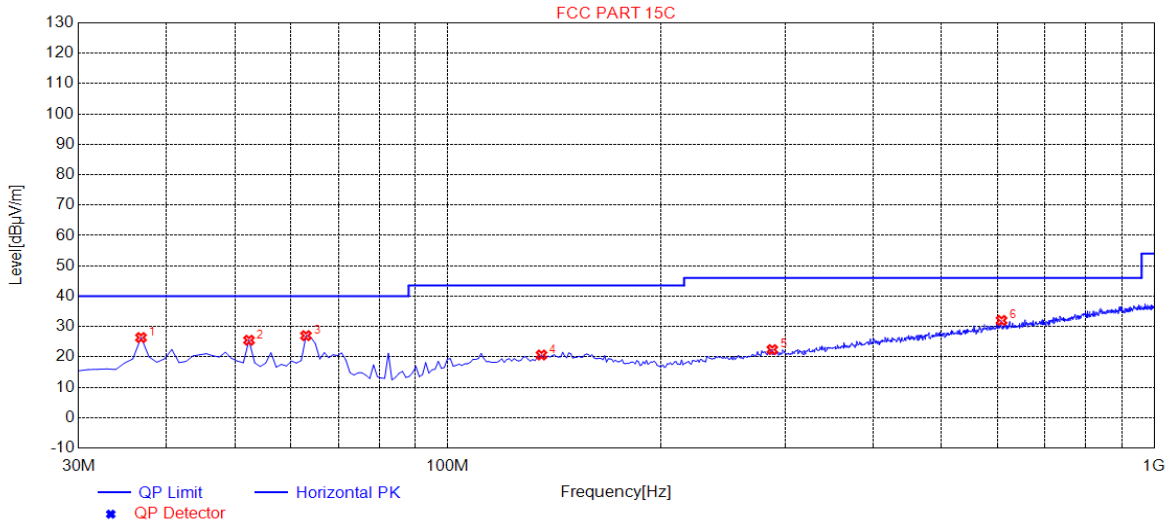


| NO. | Freq. [MHz] | Level [dBµV/m] | Factor [dB] | Limit [dBµV/m] | Margin [dB] | Height [cm] | Angle [°] | Polarity |
|---|---|---|---|---|---|---|---|---|
| 1 | 36.7900 | 26.37 | 11.16 | 40.00 | 13.63 | 200 | 200 | Horizontal |
| 2 | 52.3100 | 25.49 | 11.49 | 40.00 | 14.51 | 100 | 96 | Horizontal |
| 3 | 62.9800 | 27.00 | 10.42 | 40.00 | 13.00 | 200 | 346 | Horizontal |
| 4 | 135.7300 | 20.63 | 14.56 | 43.50 | 22.87 | 100 | 48 | Horizontal |
| 5 | 288.0200 | 22.41 | 16.16 | 46.00 | 23.59 | 100 | 38 | Horizontal |
| 6 | 608.1200 | 32.02 | 24.44 | 46.00 | 13.98 | 100 | 360 | Horizontal |

**RESULT: PASS**

Any report having not been signed by authorized approver, or having been altered without authorization, or having not been stamped by the "Dedicated Testing/Inspection Stamp" is deemed to be invalid. Copying or excerpting portion of, or altering the content of the report is not permitted without the written authorization of AGC. The test results presented in the report apply only to the tested sample. Any objections to report issued by AGC should be submitted to AGC within 15days after the issuance of the test report. Further enquiry of validity or verification of the test report should be addressed to AGC by agc@agc-cert.com.

| | | | |
|---|---|---|---|
| **EUT** | SYNC ANC-Active Noise Cancellation True Wireless Earphones | **Model Name** | SYNC ANC |
| **Temperature** | 25°C | **Relative Humidity** | 55.4% |
| **Pressure** | 960hPa | **Test Voltage** | Normal Voltage |
| **Test Mode** | Mode 9 | **Antenna** | Vertical |

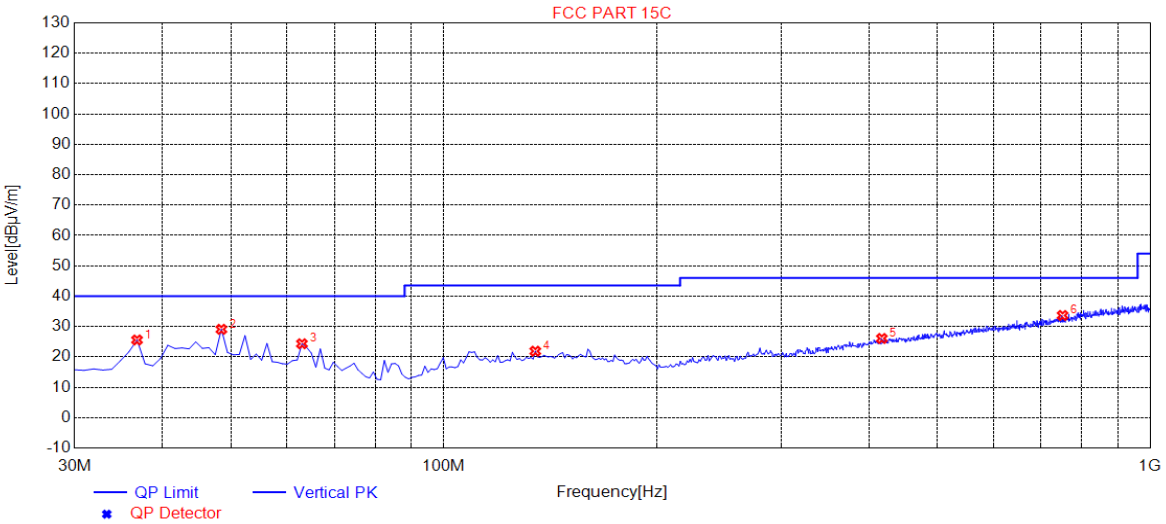


| NO. | Freq. [MHz] | Level [dBμV/m] | Factor [dB] | Limit [dBμV/m] | Margin [dB] | Height [cm] | Angle [°] | Polarity |
|---|---|---|---|---|---|---|---|---|
| 1 | 36.7900 | 25.58 | 11.16 | 40.00 | 14.42 | 100 | 64 | Vertical |
| 2 | 48.4300 | 29.09 | 11.71 | 40.00 | 10.91 | 100 | 148 | Vertical |
| 3 | 62.9800 | 24.34 | 10.42 | 40.00 | 15.66 | 100 | 322 | Vertical |
| 4 | 134.7600 | 21.89 | 14.49 | 43.50 | 21.61 | 100 | 135 | Vertical |
| 5 | 417.0300 | 26.07 | 20.17 | 46.00 | 19.93 | 100 | 122 | Vertical |
| 6 | 751.6800 | 33.65 | 27.26 | 46.00 | 12.35 | 100 | 48 | Vertical |

**RESULT: PASS**

**Note:** 1. Factor=Antenna Factor + Cable loss, Margin=Limit-Measurement.

2. All test modes had been pre-tested. The mode 9 is the worst case and recorded in the report.

Any report having not been signed by authorized approver, or having been altered without authorization, or having not been stamped by the "Dedicated Testing/Inspection Stamp" is deemed to be invalid. Copying or excerpting portion of, or altering the content of the report is not permitted without the written authorization of AGC. The test results presented in the report apply only to the tested sample. Any objections to report issued by AGC should be submitted to AGC within 15days after the issuance of the test report. Further enquiry of validity or verification of the test report should be addressed to AGC by agc@agc-cert.com.

## RADIATED EMISSION ABOVE 1GHz

| | | | |
|---|---|---|---|
| **EUT** | SYNC ANC-Active Noise Cancellation True Wireless Earphones | **Model Name** | SYNC ANC |
| **Temperature** | 25°C | **Relative Humidity** | 55.4% |
| **Pressure** | 960hPa | **Test Voltage** | Normal Voltage |
| **Test Mode** | Mode 7 | **Antenna** | Horizontal |

| Frequency (MHz) | Meter Reading (dBμV) | Factor (dB) | Emission Level (dBμV/m) | Limits (dBμV/m) | Margin (dB) | Value Type |
|---|---|---|---|---|---|---|
| 4804.000 | 44.74 | 0.08 | 44.82 | 74 | -29.18 | peak |
| 4804.000 | 36.58 | 0.08 | 36.66 | 54 | -17.34 | AVG |
| 7206.000 | 39.42 | 2.21 | 41.63 | 74 | -32.37 | peak |
| 7206.000 | 31.26 | 2.21 | 33.47 | 54 | -20.53 | AVG |
| | | | | | | |
| | | | | | | |
| Remark: | | | | | | |
| Factor = Antenna Factor + Cable Loss – Pre-amplifier. | | | | | | |

| | | | |
|---|---|---|---|
| **EUT** | SYNC ANC-Active Noise Cancellation True Wireless Earphones | **Model Name** | SYNC ANC |
| **Temperature** | 25°C | **Relative Humidity** | 55.4% |
| **Pressure** | 960hPa | **Test Voltage** | Normal Voltage |
| **Test Mode** | Mode 7 | **Antenna** | Vertical |

| Frequency (MHz) | Meter Reading (dBμV) | Factor (dB) | Emission Level (dBμV/m) | Limits (dBμV/m) | Margin (dB) | Value Type |
|---|---|---|---|---|---|---|
| 4804.000 | 44.14 | 0.08 | 44.22 | 74 | -29.78 | peak |
| 4804.000 | 35.11 | 0.08 | 35.19 | 54 | -18.81 | AVG |
| 7206.000 | 39.03 | 2.21 | 41.24 | 74 | -32.76 | peak |
| 7206.000 | 30.87 | 2.21 | 33.08 | 54 | -20.92 | AVG |
| | | | | | | |
| | | | | | | |
| Remark: | | | | | | |
| Factor = Antenna Factor + Cable Loss – Pre-amplifier. | | | | | | |

Any report having not been signed by authorized approver, or having been altered without authorization, or having not been stamped by the "Dedicated Testing/Inspection Stamp" is deemed to be invalid. Copying or excerpting portion of, or altering the content of the report is not permitted without the written authorization of AGC. The test results presented in the report apply only to the tested sample. Any objections to report issued by AGC should be submitted to AGC within 15days after the issuance of the test report. Further enquiry of validity or verification of the test report should be addressed to AGC by agc@agc-cert.com.

| | | | |
|---|---|---|---|
| **EUT** | SYNC ANC-Active Noise Cancellation True Wireless Earphones | **Model Name** | SYNC ANC |
| **Temperature** | 25°C | **Relative Humidity** | 55.4% |
| **Pressure** | 960hPa | **Test Voltage** | Normal Voltage |
| **Test Mode** | Mode 8 | **Antenna** | Horizontal |

| Frequency (MHz) | Meter Reading (dBμV) | Factor (dB) | Emission Level (dBμV/m) | Limits (dBμV/m) | Margin (dB) | Value Type |
|---|---|---|---|---|---|---|
| 4882.000 | 45.47 | 0.14 | 45.61 | 74 | -28.39 | peak |
| 4882.000 | 37.62 | 0.14 | 37.76 | 54 | -16.24 | AVG |
| 7323.000 | 40.21 | 2.36 | 42.57 | 74 | -31.43 | peak |
| 7323.000 | 33.59 | 2.36 | 35.95 | 54 | -18.05 | AVG |
| | | | | | | |
| | | | | | | |
| Remark: | | | | | | |
| Factor = Antenna Factor + Cable Loss – Pre-amplifier. | | | | | | |

| | | | |
|---|---|---|---|
| **EUT** | SYNC ANC-Active Noise Cancellation True Wireless Earphones | **Model Name** | SYNC ANC |
| **Temperature** | 25°C | **Relative Humidity** | 55.4% |
| **Pressure** | 960hPa | **Test Voltage** | Normal Voltage |
| **Test Mode** | Mode 8 | **Antenna** | Vertical |

| Frequency (MHz) | Meter Reading (dBμV) | Factor (dB) | Emission Level (dBμV/m) | Limits (dBμV/m) | Margin (dB) | Value Type |
|---|---|---|---|---|---|---|
| 4882.000 | 45.11 | 0.14 | 45.25 | 74 | -28.75 | peak |
| 4882.000 | 37.23 | 0.14 | 37.37 | 54 | -16.63 | AVG |
| 7323.000 | 39.58 | 2.36 | 41.94 | 74 | -32.06 | peak |
| 7323.000 | 33.32 | 2.36 | 35.68 | 54 | -18.32 | AVG |
| | | | | | | |
| | | | | | | |
| Remark: | | | | | | |
| Factor = Antenna Factor + Cable Loss – Pre-amplifier. | | | | | | |

Any report having not been signed by authorized approver, or having been altered without authorization, or having not been stamped by the "Dedicated Testing/Inspection Stamp" is deemed to be invalid. Copying or excerpting portion of, or altering the content of the report is not permitted without the written authorization of AGC. The test results presented in the report apply only to the tested sample. Any objections to report issued by AGC should be submitted to AGC within 15days after the issuance of the test report. Further enquiry of validity or verification of the test report should be addressed to AGC by agc@agc-cert.com.

| | | | |
|---|---|---|---|
| **EUT** | SYNC ANC-Active Noise Cancellation True Wireless Earphones | **Model Name** | SYNC ANC |
| **Temperature** | 25°C | **Relative Humidity** | 55.4% |
| **Pressure** | 960hPa | **Test Voltage** | Normal Voltage |
| **Test Mode** | Mode 9 | **Antenna** | Horizontal |

| Frequency (MHz) | Meter Reading (dBμV) | Factor (dB) | Emission Level (dBμV/m) | Limits (dBμV/m) | Margin (dB) | Value Type |
|---|---|---|---|---|---|---|
| 4960.000 | 46.82 | 0.22 | 47.04 | 74 | -26.96 | peak |
| 4960.000 | 40.57 | 0.22 | 40.79 | 54 | -13.21 | AVG |
| 7440.000 | 41.25 | 2.64 | 43.89 | 74 | -30.11 | peak |
| 7440.000 | 36.48 | 2.64 | 39.12 | 54 | -14.88 | AVG |
| | | | | | | |
| | | | | | | |
| Remark: | | | | | | |
| Factor = Antenna Factor + Cable Loss – Pre-amplifier. | | | | | | |

| | | | |
|---|---|---|---|
| **EUT** | SYNC ANC-Active Noise Cancellation True Wireless Earphones | **Model Name** | SYNC ANC |
| **Temperature** | 25°C | **Relative Humidity** | 55.4% |
| **Pressure** | 960hPa | **Test Voltage** | Normal Voltage |
| **Test Mode** | Mode 9 | **Antenna** | Vertical |

| Frequency (MHz) | Meter Reading (dBμV) | Factor (dB) | Emission Level (dBμV/m) | Limits (dBμV/m) | Margin (dB) | Value Type |
|---|---|---|---|---|---|---|
| 4960.000 | 46.03 | 0.22 | 46.25 | 74 | -27.75 | peak |
| 4960.000 | 41.25 | 0.22 | 41.47 | 54 | -12.53 | AVG |
| 7440.000 | 43.18 | 2.64 | 45.82 | 74 | -28.18 | peak |
| 7440.000 | 36.44 | 2.64 | 39.08 | 54 | -14.92 | AVG |
| | | | | | | |
| | | | | | | |
| Remark: | | | | | | |
| Factor = Antenna Factor + Cable Loss – Pre-amplifier. | | | | | | |

**RESULT: PASS**

**Note:**

The amplitude of other spurious emissions from 1G to 25 GHz which are attenuated more than 20 dB below the permissible value need not be reported.

Factor = Antenna Factor + Cable loss - Amplifier gain, Over=Measure-Limit.

The "Factor" value can be calculated automatically by software of measurement system.

All test modes had been tested. The 8DPSK modulation is the worst case and recorded in the report.

Any report having not been signed by authorized approver, or having been altered without authorization, or having not been stamped by the "Dedicated Testing/Inspection Stamp" is deemed to be invalid. Copying or excerpting portion of, or altering the content of the report is not permitted without the written authorization of AGC. The test results presented in the report apply only to the tested sample. Any objections to report issued by AGC should be submitted to AGC within 15days after the issuance of the test report. Further enquiry of validity or verification of the test report should be addressed to AGC by agc@agc-cert.com.

**Left**

**TEST RESULT FOR RESTRICTED BANDS REQUIREMENTS**

| | | | |
|---|---|---|---|
| **EUT** | SYNC ANC-Active Noise Cancellation True Wireless Earphones | **Model Name** | SYNC ANC |
| **Temperature** | 25°C | **Relative Humidity** | 55.4% |
| **Pressure** | 960hPa | **Test Voltage** | Normal Voltage |
| **Test Mode** | Mode 7 | **Antenna** | Horizontal |

PK

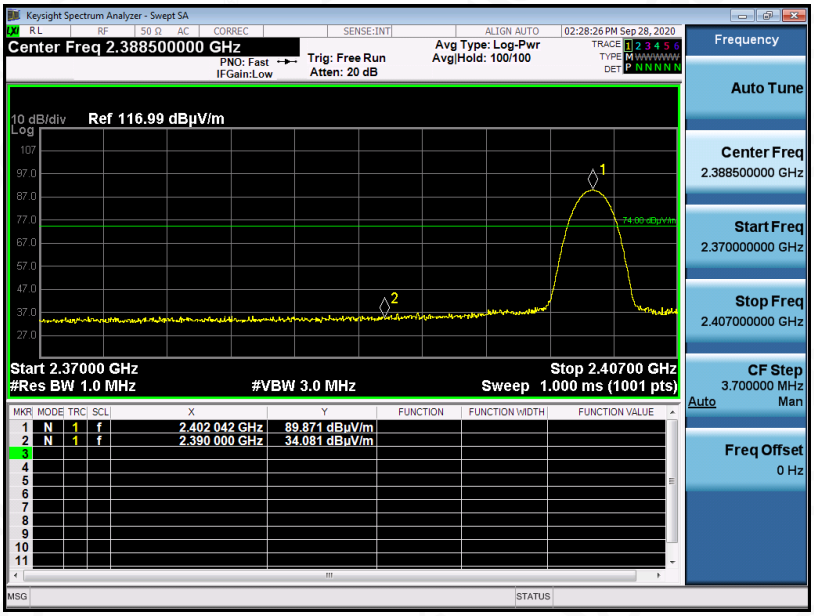


AV

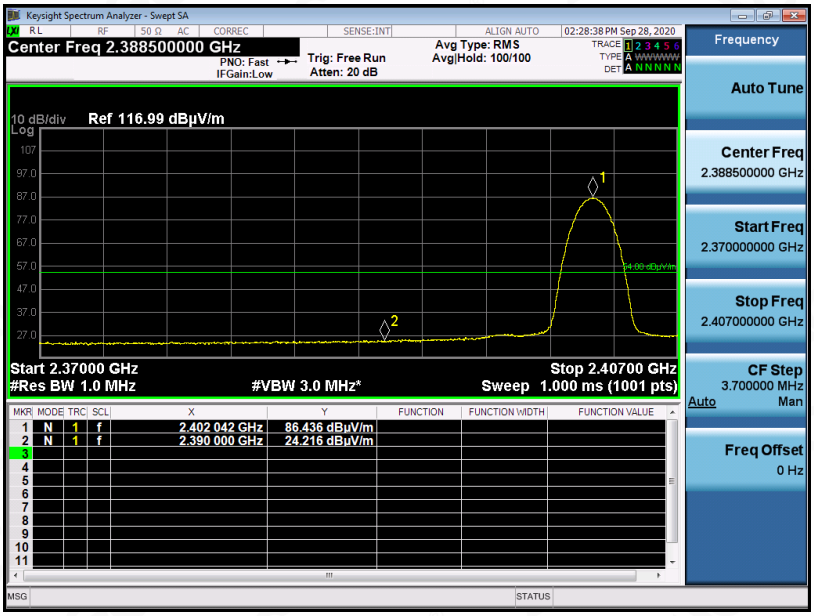


**RESULT: PASS**

Any report having not been signed by authorized approver, or having been altered without authorization, or having not been stamped by the "Dedicated Testing/Inspection Stamp" is deemed to be invalid. Copying or excerpting portion of, or altering the content of the report is not permitted without the written authorization of AGC. The test results presented in the report apply only to the tested sample. Any objections to report issued by AGC should be submitted to AGC within 15days after the issuance of the test report. Further enquiry of validity or verification of the test report should be addressed to AGC by agc@agc-cert.com.

| | | | |
|---|---|---|---|
| **EUT** | SYNC ANC-Active Noise Cancellation True Wireless Earphones | **Model Name** | SYNC ANC |
| **Temperature** | 25°C | **Relative Humidity** | 55.4% |
| **Pressure** | 960hPa | **Test Voltage** | Normal Voltage |
| **Test Mode** | Mode 7 | **Antenna** | Vertical |

PK

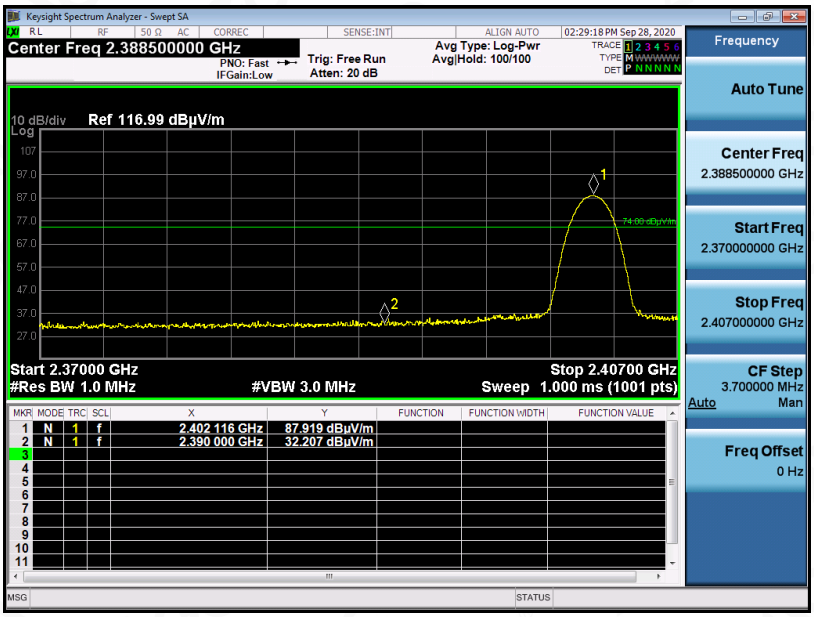


AV

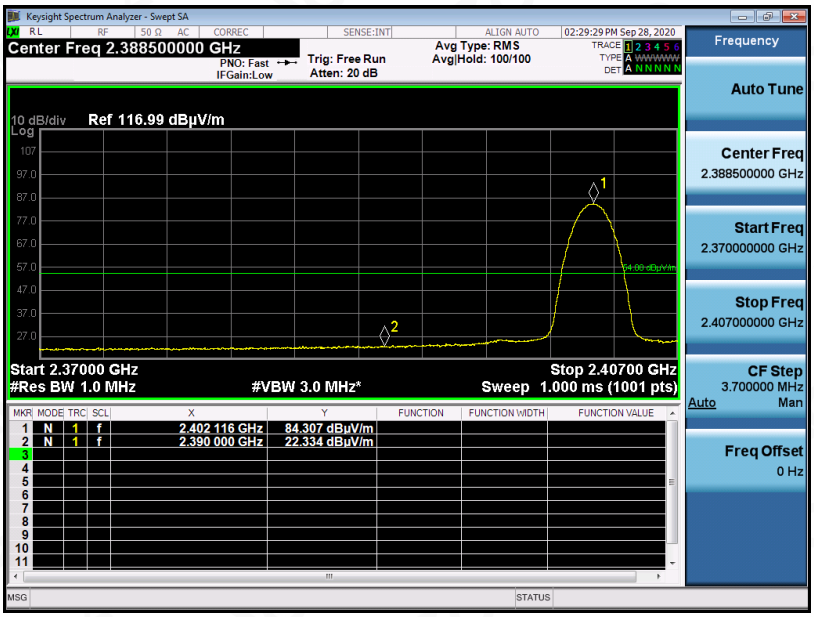


**RESULT: PASS**

Any report having not been signed by authorized approver, or having been altered without authorization, or having not been stamped by the "Dedicated Testing/Inspection Stamp" is deemed to be invalid. Copying or excerpting portion of, or altering the content of the report is not permitted without the written authorization of AGC. The test results presented in the report apply only to the tested sample. Any objections to report issued by AGC should be submitted to AGC within 15days after the issuance of the test report. Further enquiry of validity or verification of the test report should be addressed to AGC by agc@agc-cert.com.

| | | | |
|---|---|---|---|
| **EUT** | SYNC ANC-Active Noise Cancellation True Wireless Earphones | **Model Name** | SYNC ANC |
| **Temperature** | 25°C | **Relative Humidity** | 55.4% |
| **Pressure** | 960hPa | **Test Voltage** | Normal Voltage |
| **Test Mode** | Mode 9 | **Antenna** | Horizontal |

PK

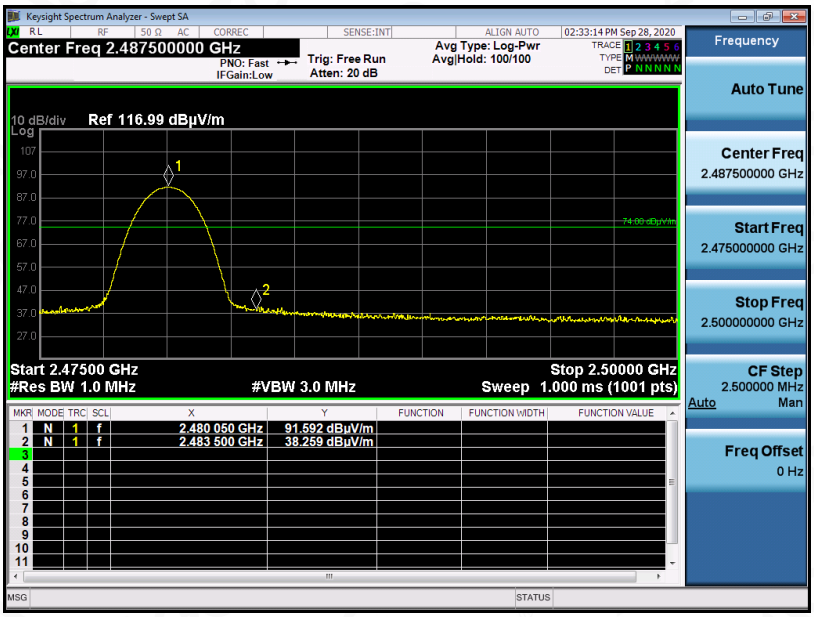


AV

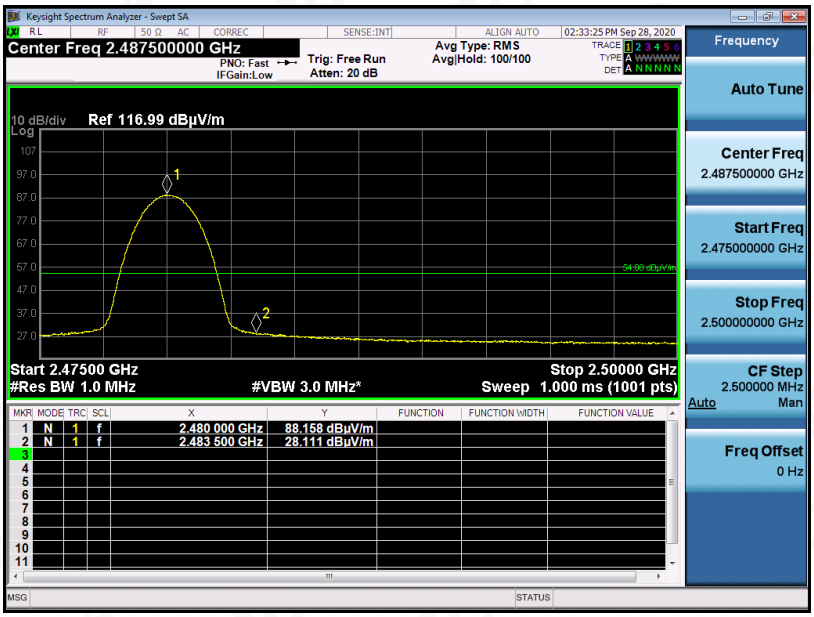


**RESULT: PASS**

Any report having not been signed by authorized approver, or having been altered without authorization, or having not been stamped by the "Dedicated Testing/Inspection Stamp" is deemed to be invalid. Copying or excerpting portion of, or altering the content of the report is not permitted without the written authorization of AGC. The test results presented in the report apply only to the tested sample. Any objections to report issued by AGC should be submitted to AGC within 15days after the issuance of the test report. Further enquiry of validity or verification of the test report should be addressed to AGC by agc@agc-cert.com.

| | | | |
|---|---|---|---|
| **EUT** | SYNC ANC-Active Noise Cancellation True Wireless Earphones | **Model Name** | SYNC ANC |
| **Temperature** | 25˚C | **Relative Humidity** | 55.4% |
| **Pressure** | 960hPa | **Test Voltage** | Normal Voltage |
| **Test Mode** | Mode 9 | **Antenna** | Vertical |

PK

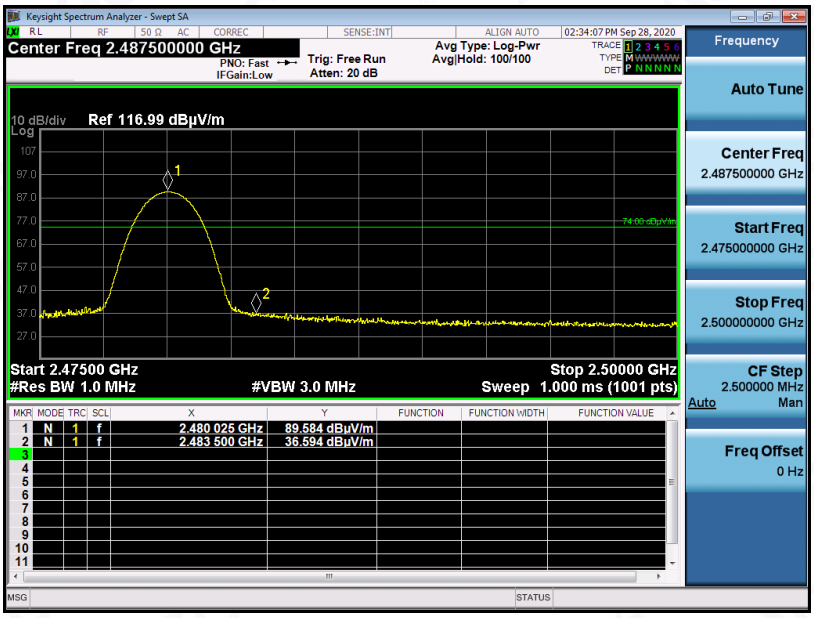


AV

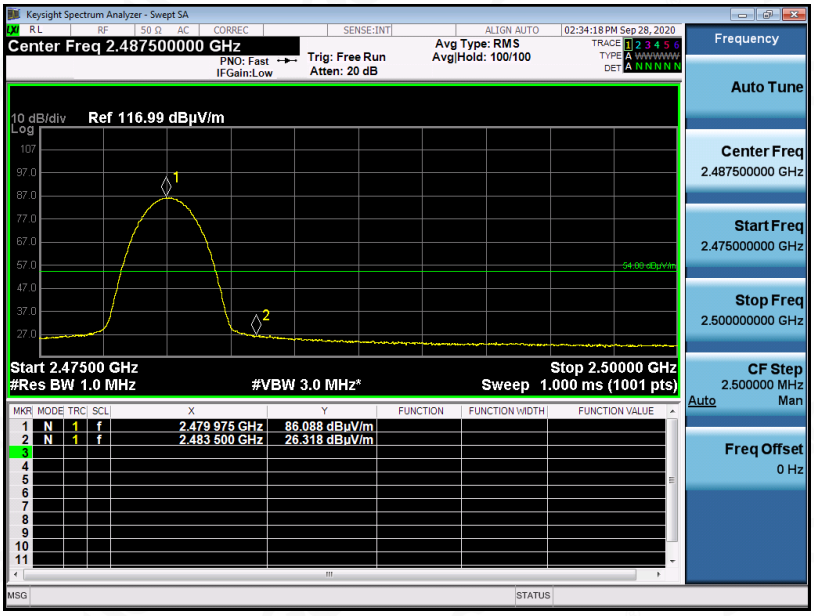


**RESULT: PASS**

**Note**: The factor had been edited in the "Input Correction" of the Spectrum Analyzer. The 8DPSK modulation is the worst case and recorded in the report.

Any report having not been signed by authorized approver, or having been altered without authorization, or having not been stamped by the "Dedicated Testing/Inspection Stamp" is deemed to be invalid. Copying or excerpting portion of, or altering the content of the report is not permitted without the written authorization of AGC. The test results presented in the report apply only to the tested sample. Any objections to report issued by AGC should be submitted to AGC within 15days after the issuance of the test report. Further enquiry of validity or verification of the test report should be addressed to AGC by agc@agc-cert.com.

**Right**

**TEST RESULT FOR RESTRICTED BANDS REQUIREMENTS**

| | | | |
|---|---|---|---|
| **EUT** | SYNC ANC-Active Noise Cancellation True Wireless Earphones | **Model Name** | SYNC ANC |
| **Temperature** | 25°C | **Relative Humidity** | 55.4% |
| **Pressure** | 960hPa | **Test Voltage** | Normal Voltage |
| **Test Mode** | Mode 7 | **Antenna** | Horizontal |

PK

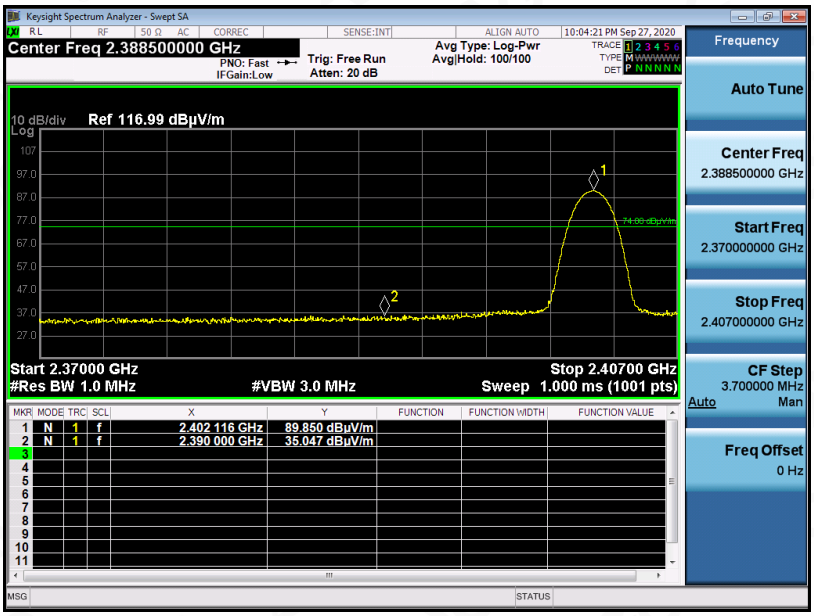


AV

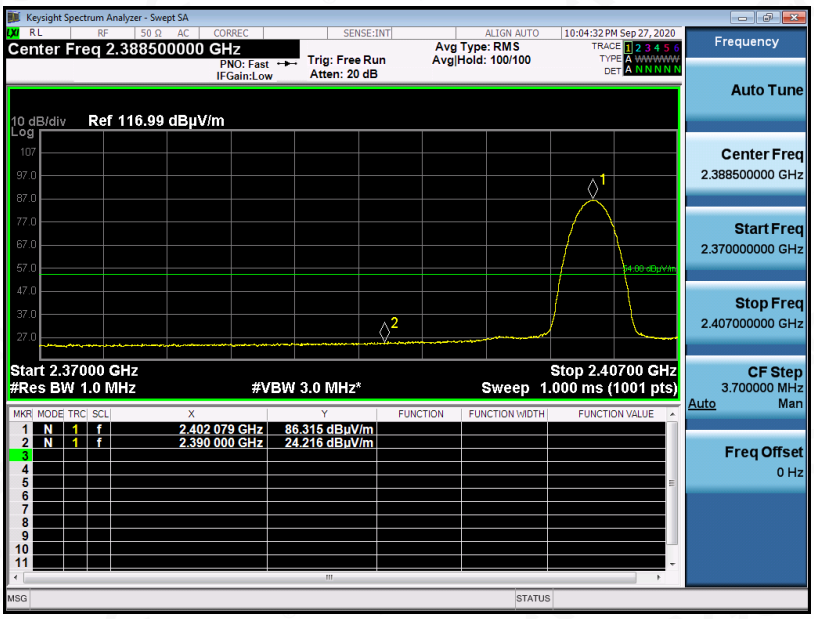


**RESULT: PASS**

Any report having not been signed by authorized approver, or having been altered without authorization, or having not been stamped by the "Dedicated Testing/Inspection Stamp" is deemed to be invalid. Copying or excerpting portion of, or altering the content of the report is not permitted without the written authorization of AGC. The test results presented in the report apply only to the tested sample. Any objections to report issued by AGC should be submitted to AGC within 15days after the issuance of the test report. Further enquiry of validity or verification of the test report should be addressed to AGC by agc@agc-cert.com.

| | | | |
|---|---|---|---|
| **EUT** | SYNC ANC-Active Noise Cancellation True Wireless Earphones | **Model Name** | SYNC ANC |
| **Temperature** | 25˚C | **Relative Humidity** | 55.4% |
| **Pressure** | 960hPa | **Test Voltage** | Normal Voltage |
| **Test Mode** | Mode 7 | **Antenna** | Vertical |

PK

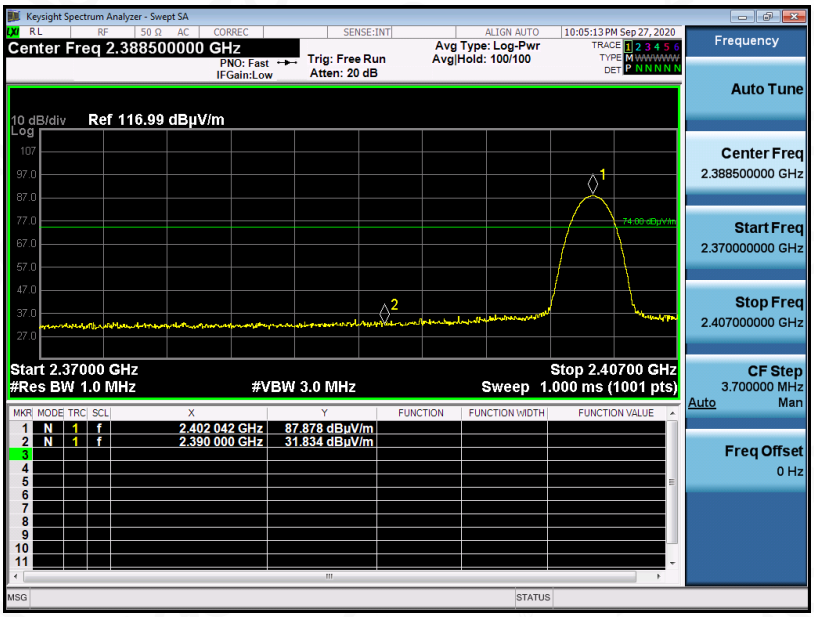


AV

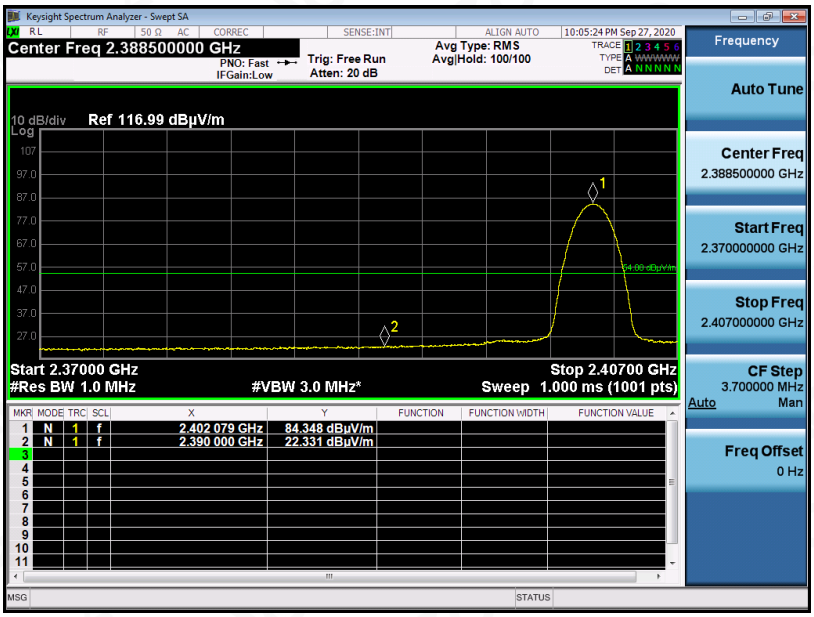


**RESULT: PASS**

Any report having not been signed by authorized approver, or having been altered without authorization, or having not been stamped by the "Dedicated Testing/Inspection Stamp" is deemed to be invalid. Copying or excerpting portion of, or altering the content of the report is not permitted without the written authorization of AGC. The test results presented in the report apply only to the tested sample. Any objections to report issued by AGC should be submitted to AGC within 15days after the issuance of the test report. Further enquiry of validity or verification of the test report should be addressed to AGC by agc@agc-cert.com.

| | | | |
|---|---|---|---|
| **EUT** | SYNC ANC-Active Noise Cancellation True Wireless Earphones | **Model Name** | SYNC ANC |
| **Temperature** | 25°C | **Relative Humidity** | 55.4% |
| **Pressure** | 960hPa | **Test Voltage** | Normal Voltage |
| **Test Mode** | Mode 9 | **Antenna** | Horizontal |

PK

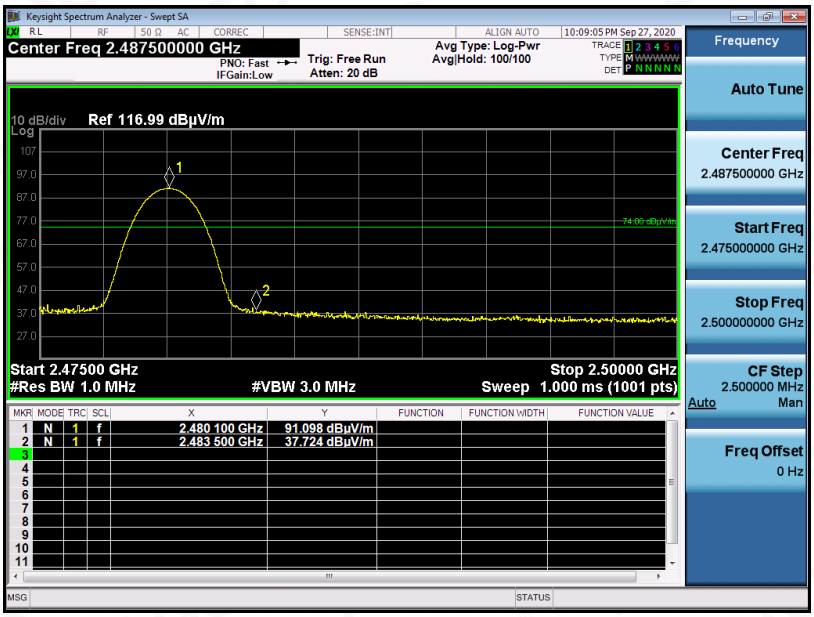


AV

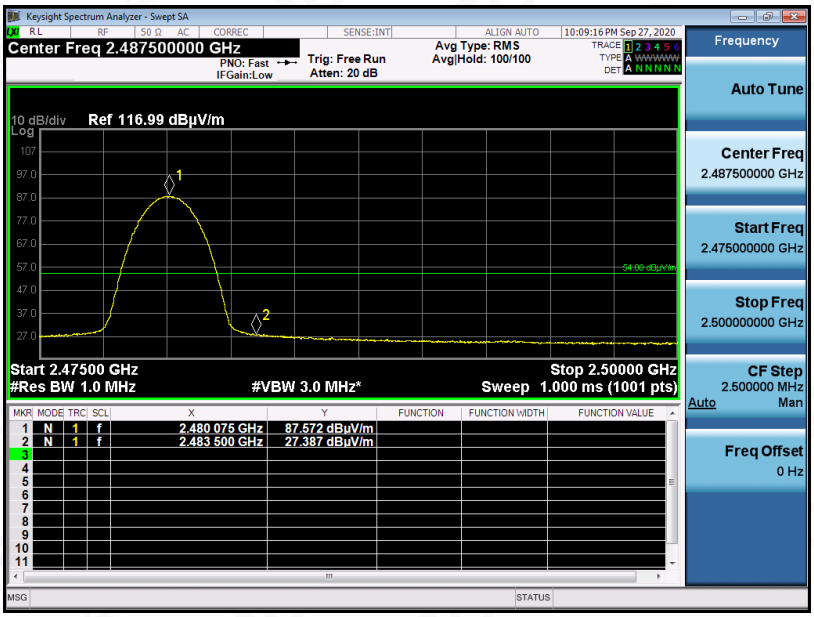


**RESULT: PASS**

Any report having not been signed by authorized approver, or having been altered without authorization, or having not been stamped by the "Dedicated Testing/Inspection Stamp" is deemed to be invalid. Copying or excerpting portion of, or altering the content of the report is not permitted without the written authorization of AGC. The test results presented in the report apply only to the tested sample. Any objections to report issued by AGC should be submitted to AGC within 15days after the issuance of the test report. Further enquiry of validity or verification of the test report should be addressed to AGC by agc@agc-cert.com.

| | | | |
|---|---|---|---|
| **EUT** | SYNC ANC-Active Noise Cancellation True Wireless Earphones | **Model Name** | SYNC ANC |
| **Temperature** | 25°C | **Relative Humidity** | 55.4% |
| **Pressure** | 960hPa | **Test Voltage** | Normal Voltage |
| **Test Mode** | Mode 9 | **Antenna** | Vertical |

PK

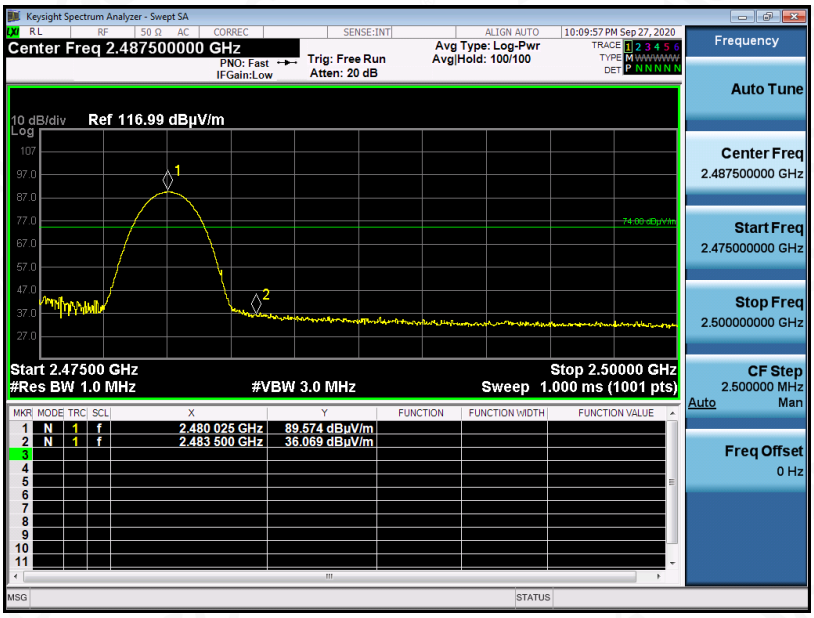


AV

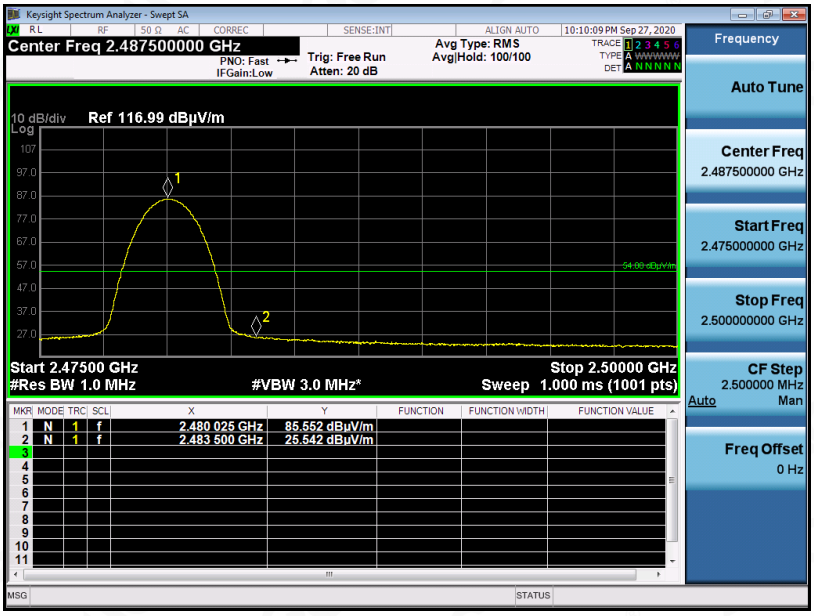


**RESULT: PASS**

**Note**: The factor had been edited in the "Input Correction" of the Spectrum Analyzer. The 8DPSK modulation is the worst case and recorded in the report.

Any report having not been signed by authorized approver, or having been altered without authorization, or having not been stamped by the "Dedicated Testing/Inspection Stamp" is deemed to be invalid. Copying or excerpting portion of, or altering the content of the report is not permitted without the written authorization of AGC. The test results presented in the report apply only to the tested sample. Any objections to report issued by AGC should be submitted to AGC within 15days after the issuance of the test report. Further enquiry of validity or verification of the test report should be addressed to AGC by agc@agc-cert.com.

# 11. NUMBER OF HOPPING FREQUENCY

## 11.1. MEASUREMENT PROCEDURE

The EUT shall have its hopping function enabled. Use the following spectrum analyzer settings:

1. Span: The frequency band of operation. Depending on the number of channels the device supports, it may be necessary to divide the frequency range of operation across multiple spans, to allow the individual channels to be clearly seen.
2. RBW: To identify clearly the individual channels, set the RBW to less than 30% of the channel spacing or the 20 dB bandwidth, whichever is smaller.
3. VBW ≥ RBW. Sweep: Auto. Detector function: Peak. Trace: Max hold.
4. Allow the trace to stabilize.

## 11.2. TEST SETUP (BLOCK DIAGRAM OF CONFIGURATION)

Same as described in section 8.2

## 11.3. MEASUREMENT EQUIPMENT USED

The same as described in section 6

## 11.4. LIMITS AND MEASUREMENT RESULT

| TOTAL NO. OF HOPPING CHANNEL | LIMIT (NO. OF CH) | MEASUREMENT (NO. OF CH) | RESULT |
|---|---|---|---|
| | >=15 | 79 | PASS |

TEST PLOT FOR NO. OF TOTAL CHANNELS

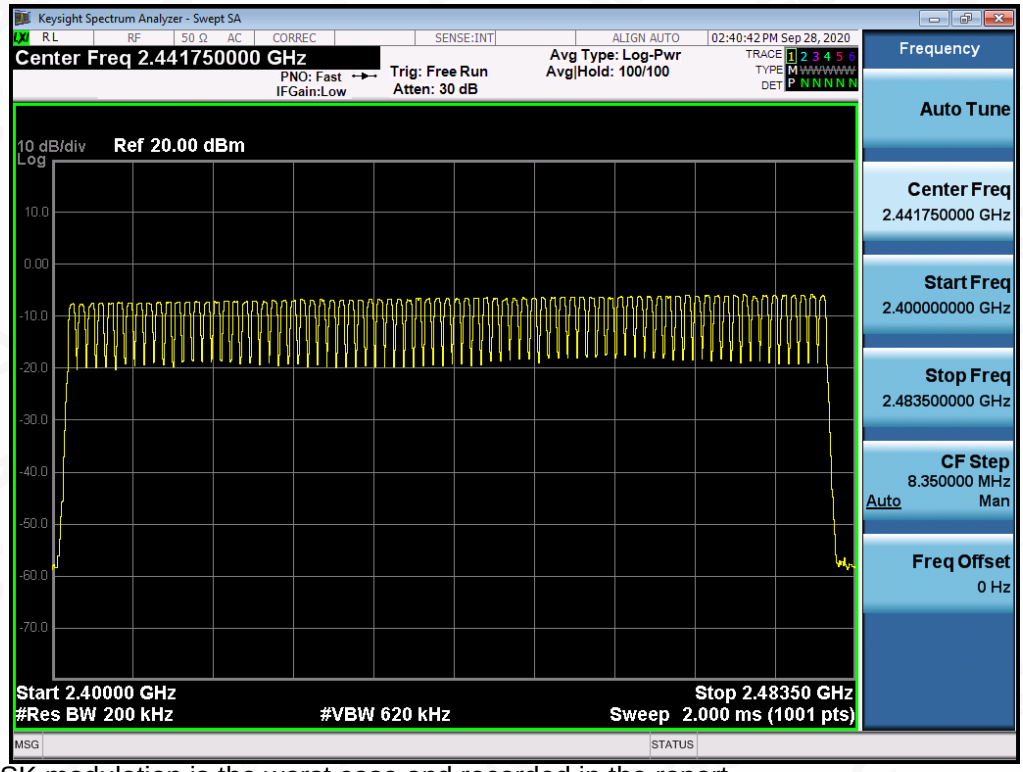


Note: The GFSK modulation is the worst case and recorded in the report.

Any report having not been signed by authorized approver, or having been altered without authorization, or having not been stamped by the "Dedicated Testing/Inspection Stamp" is deemed to be invalid. Copying or excerpting portion of, or altering the content of the report is not permitted without the written authorization of AGC. The test results presented in the report apply only to the tested sample. Any objections to report issued by AGC should be submitted to AGC within 15days after the issuance of the test report. Further enquiry of validity or verification of the test report should be addressed to AGC by agc@agc-cert.com.

# 12. TIME OF OCCUPANCY (DWELL TIME)

## 12.1. MEASUREMENT PROCEDURE

The EUT shall have its hopping function enabled. Use the following spectrum analyzer settings:

1. Span: Zero span, centered on a hopping channel.
2. RBW shall be≤channel spacing and where possible RBW should be set >> 1 / T, where T is the expected dwell time per channel.
3. Sweep: As necessary to capture the entire dwell time per hopping channel; where possible use a video trigger and trigger delay so that the transmitted signal starts a little to the right of the start of the plot. The trigger level might need slight adjustment to prevent triggering when the system hops on an adjacent channel; a second plot might be needed with a longer sweep time to show two successive hops on a channel.
4. Detector function: Peak. Trace: Max hold.
5. Use the marker-delta function to determine the transmit time per hop.
6. Repeat the measurement using a longer sweep time to determine the number of hops over the period specified in the requirements. The sweep time shall be equal to, or less than, the period specified in the requirements. Determine the number of hops over the sweep time and calculate the total number of hops in the period specified in the requirements, using the following equation:
   (Number of hops in the period specified in the requirements) = (number of hops on spectrum analyzer) × (period specified in the requirements / analyzer sweep time)
7. The average time of occupancy is calculated from the transmit time per hop multiplied by the number of hops in the period specified in the requirements.

## 12.2. TEST SETUP (BLOCK DIAGRAM OF CONFIGURATION)

Same as described in section 8.2

## 12.3. MEASUREMENT EQUIPMENT USED

The same as described in section 6

## 12.4. LIMITS AND MEASUREMENT RESULT

| Channel | Time of Pulse for DH5 (ms) | Number of hops in the period specified in the requirements | Sweep Time (ms) | Limit (ms) |
|---|---|---|---|---|
| Low | 2.894 | 26*4 | 300.976 | 400 |
| Middle | 2.894 | 28*4 | 324.128 | 400 |
| High | 2.894 | 27*4 | 312.552 | 400 |

Note: The 8DPSK modulation is the worst case and recorded in the report.

Any report having not been signed by authorized approver, or having been altered without authorization, or having not been stamped by the "Dedicated Testing/Inspection Stamp" is deemed to be invalid. Copying or excerpting portion of, or altering the content of the report is not permitted without the written authorization of AGC. The test results presented in the report apply only to the tested sample. Any objections to report issued by AGC should be submitted to AGC within 15days after the issuance of the test report. Further enquiry of validity or verification of the test report should be addressed to AGC by agc@agc-cert.com.

TEST PLOT OF LOW CHANNEL

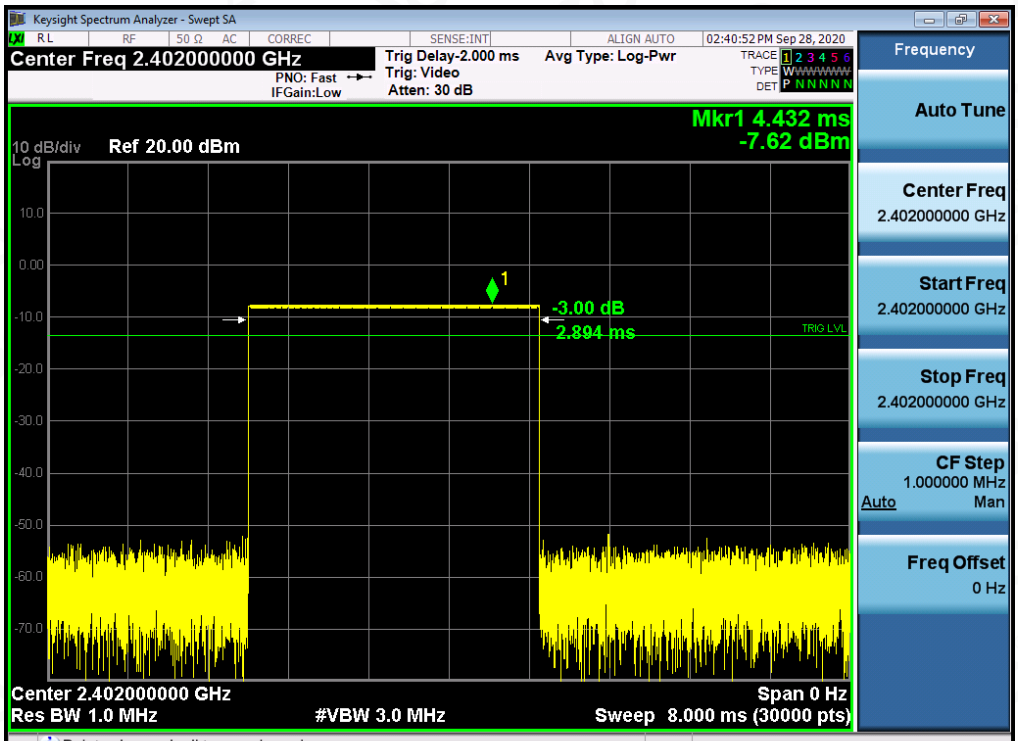


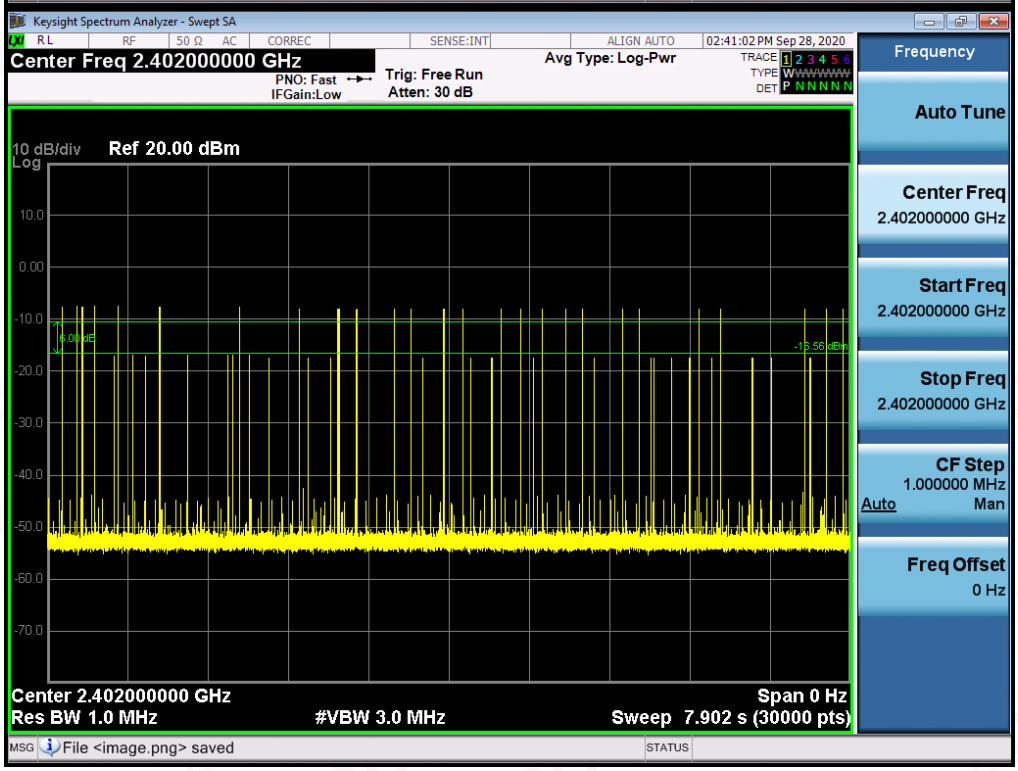


Any report having not been signed by authorized approver, or having been altered without authorization, or having not been stamped by the "Dedicated Testing/Inspection Stamp" is deemed to be invalid. Copying or excerpting portion of, or altering the content of the report is not permitted without the written authorization of AGC. The test results presented in the report apply only to the tested sample. Any objections to report issued by AGC should be submitted to AGC within 15days after the issuance of the test report. Further enquiry of validity or verification of the test report should be addressed to AGC by agc@agc-cert.com.

TEST PLOT OF MIDDLE CHANNEL

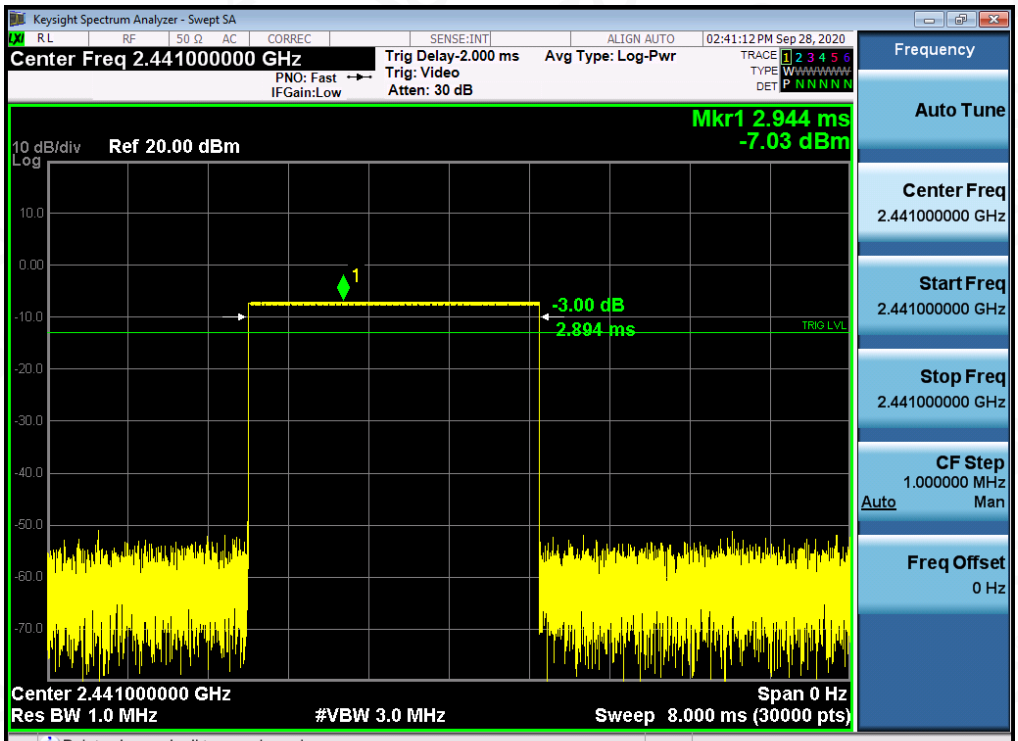


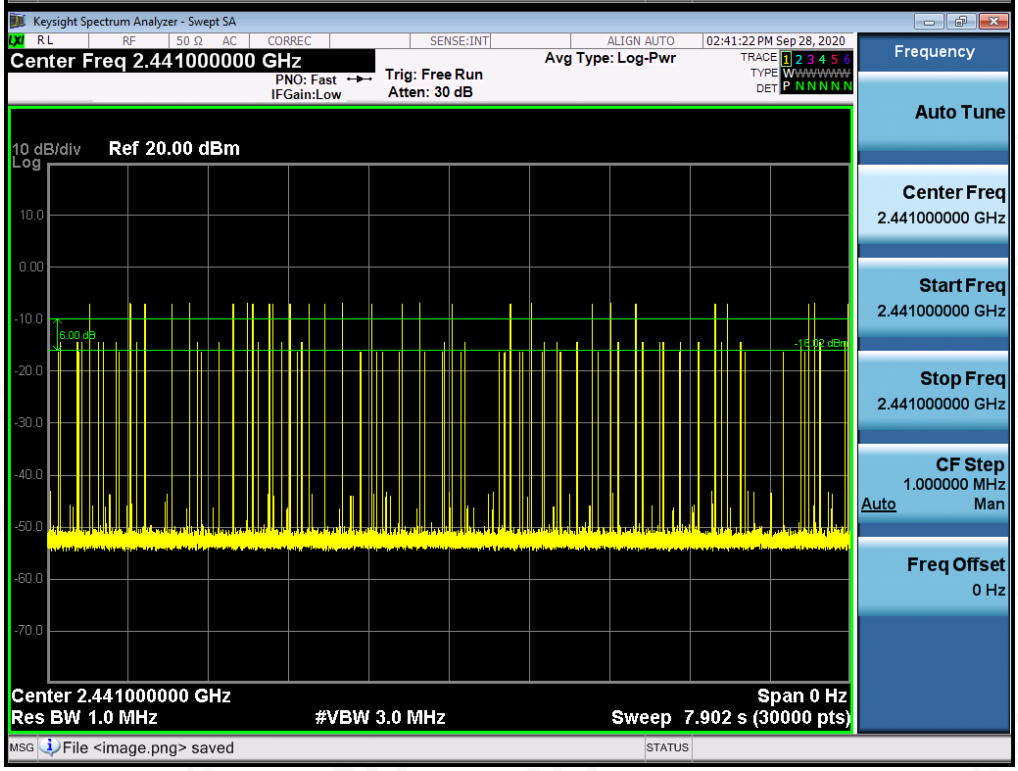


Any report having not been signed by authorized approver, or having been altered without authorization, or having not been stamped by the "Dedicated Testing/Inspection Stamp" is deemed to be invalid. Copying or excerpting portion of, or altering the content of the report is not permitted without the written authorization of AGC. The test results presented in the report apply only to the tested sample. Any objections to report issued by AGC should be submitted to AGC within 15days after the issuance of the test report. Further enquiry of validity or verification of the test report should be addressed to AGC by agc@agc-cert.com.

TEST PLOT OF HIGH CHANNEL

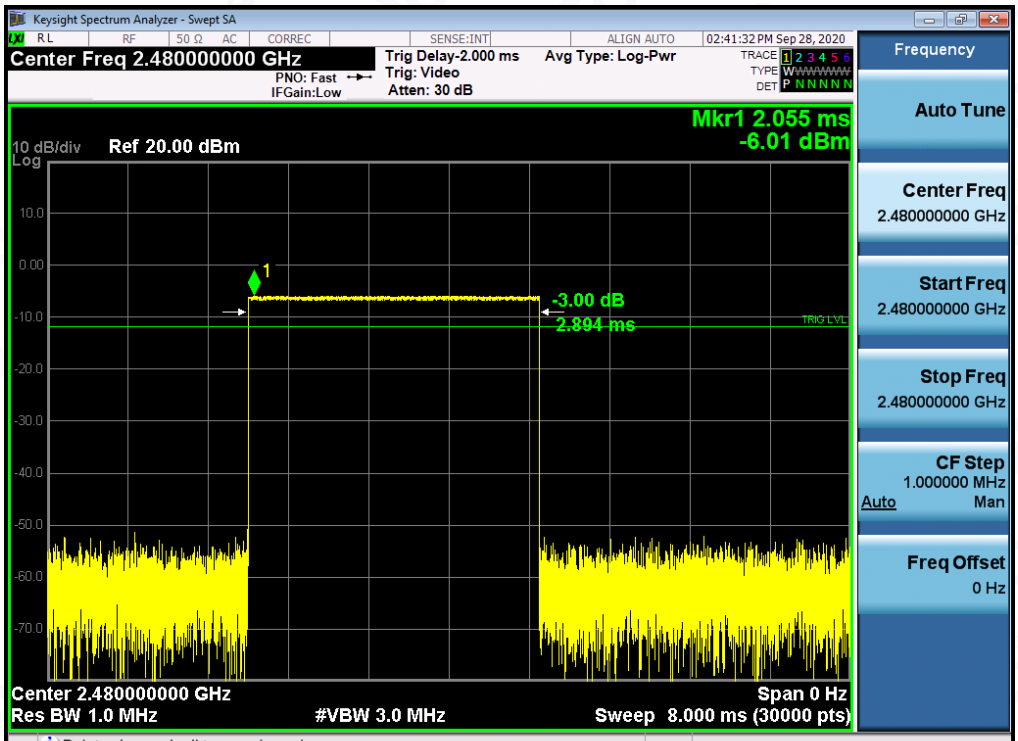


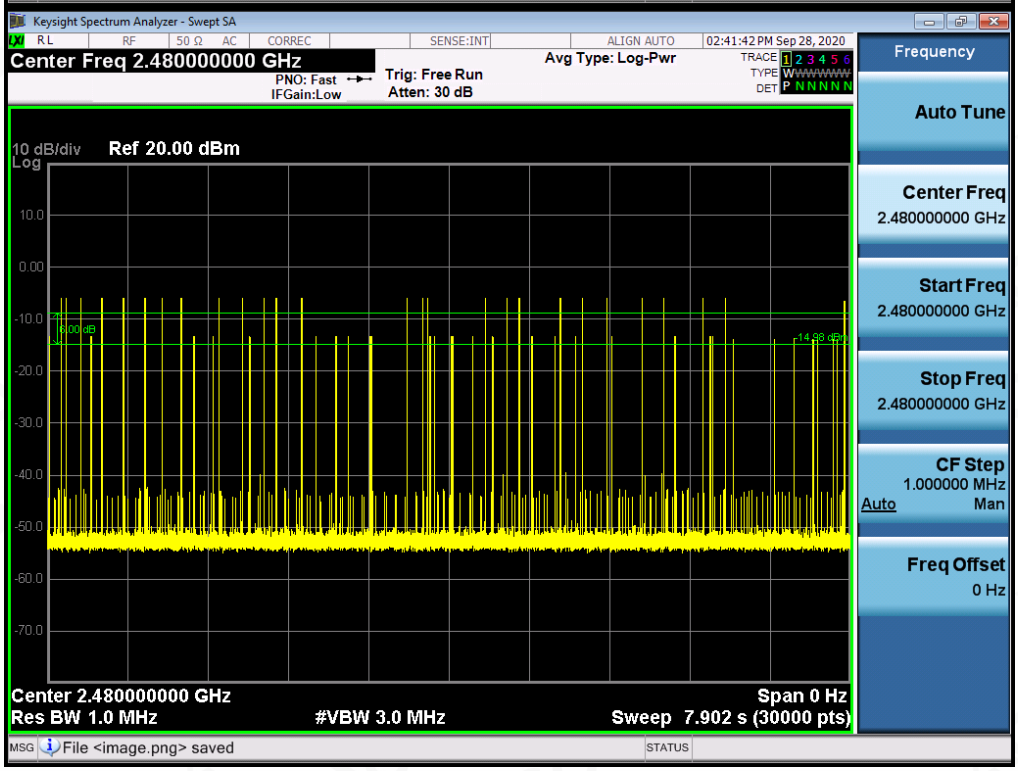


Any report having not been signed by authorized approver, or having been altered without authorization, or having not been stamped by the "Dedicated Testing/Inspection Stamp" is deemed to be invalid. Copying or excerpting portion of, or altering the content of the report is not permitted without the written authorization of AGC. The test results presented in the report apply only to the tested sample. Any objections to report issued by AGC should be submitted to AGC within 15days after the issuance of the test report. Further enquiry of validity or verification of the test report should be addressed to AGC by agc@agc-cert.com.

# 13. FREQUENCY SEPARATION

## 13.1. MEASUREMENT PROCEDURE

The EUT shall have its hopping function enabled. Use the following spectrum analyzer settings:

1. Span: Wide enough to capture the peaks of two adjacent channels.
2. RBW: Start with the RBW set to approximately 30% of the channel spacing; adjust as necessary to best identify the center of each individual channel.
3. Video (or average) bandwidth (VBW) ≥ RBW.
4. Sweep: Auto. e) Detector function: Peak. f) Trace: Max hold. g) Allow the trace to stabilize.

Use the marker-delta function to determine the separation between the peaks of the adjacent channels.

## 13.2. TEST SETUP (BLOCK DIAGRAM OF CONFIGURATION)

Same as described in section 6.2

## 13.3. MEASUREMENT EQUIPMENT USED

The same as described in section 6.3

## 13.4. LIMITS AND MEASUREMENT RESULT

| CHANNEL | CHANNEL SEPARATION | LIMIT | RESULT |
|---|---|---|---|
| | MHz | | |
| CH38-CH39 | 1.001 | >= 2/3 20 dB BW | Pass |

TEST PLOT FOR FREQUENCY SEPARATION

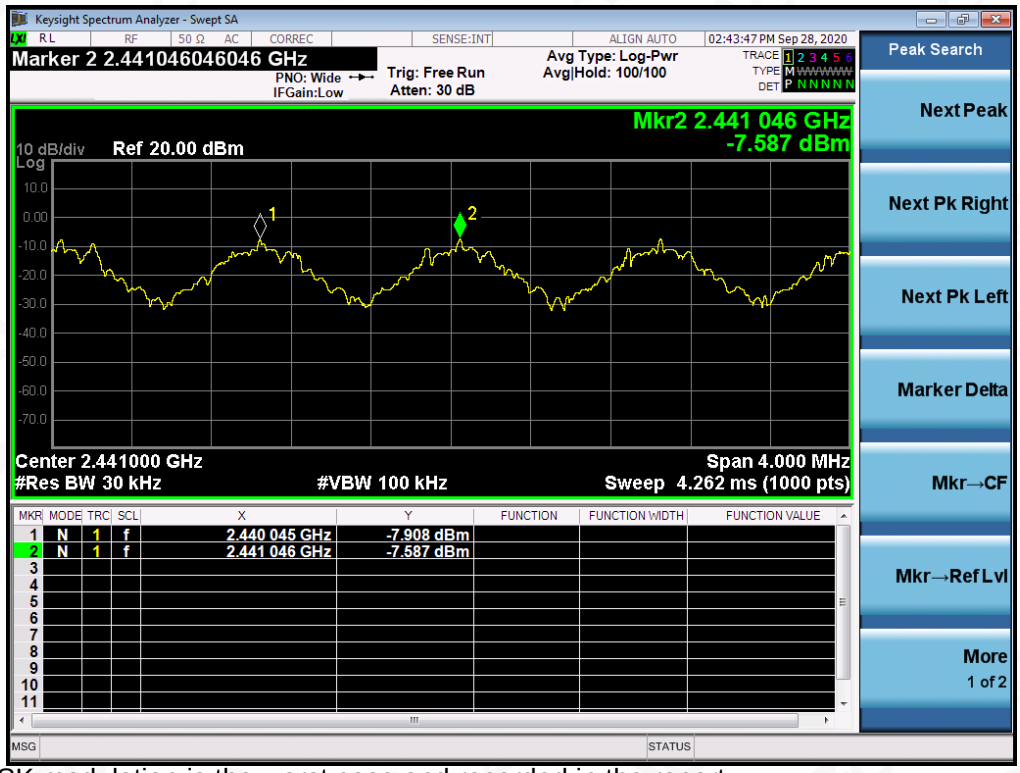


Note: The GFSK modulation is the worst case and recorded in the report.

Any report having not been signed by authorized approver, or having been altered without authorization, or having not been stamped by the "Dedicated Testing/Inspection Stamp" is deemed to be invalid. Copying or excerpting portion of, or altering the content of the report is not permitted without the written authorization of AGC. The test results presented in the report apply only to the tested sample. Any objections to report issued by AGC should be submitted to AGC within 15days after the issuance of the test report. Further enquiry of validity or verification of the test report should be addressed to AGC by agc@agc-cert.com.

# APPENDIX A: PHOTOGRAPHS OF TEST SETUP

RADIATED EMISSION TEST SETUP BELOW 1GHz



RADIATED EMISSION TEST SETUP ABOVE 1GHz

Any report having not been signed by authorized approver, or having been altered without authorization, or having not been stamped by the "Dedicated Testing/Inspection Stamp" is deemed to be invalid. Copying or excerpting portion of, or altering the content of the report is not permitted without the written authorization of AGC. The test results presented in the report apply only to the tested sample. Any objections to report issued by AGC should be submitted to AGC within 15days after the issuance of the test report. Further enquiry of validity or verification of the test report should be addressed to AGC by agc@agc-cert.com.