UNII-2a IEEE 802.11n HT40 mode-chain 1	
5270 MHz	**5310 MHz**

UNII-2a IEEE 802.11ac VHT80 mode-chain 1
5290 MHz
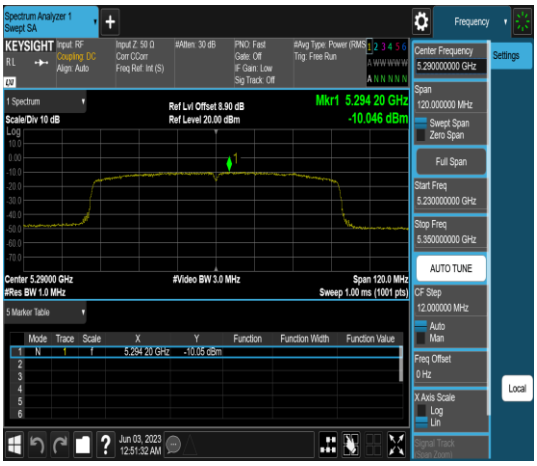

This document cannot be reproduced except in full, without prior written approval of the Company. 本報告未經本公司書面許可，不可部份複製。

UNII-2c IEEE 802.11a mode-chain 0	
5500 MHz	**5580 MHz**
5700 MHz	

This document cannot be reproduced except in full, without prior written approval of the Company. 本報告未經本公司書面許可，不可部份複製。

UNII-2c IEEE 802.11n HT20 mode-chain 0	
5500 MHz	**5580 MHz**
5700 MHz	

This document cannot be reproduced except in full, without prior written approval of the Company. 本報告未經本公司書面許可，不可部份複製。

UNII-2c IEEE 802.11n HT40 mode-chain 0	
5510 MHz	**5550 MHz**
5670 MHz	

This document cannot be reproduced except in full, without prior written approval of the Company. 本報告未經本公司書面許可，不可部份複製。

UNII-2c IEEE 802.11ac VHT80 mode-chain 0	
5530 MHz	**5610 MHz**

This document cannot be reproduced except in full, without prior written approval of the Company. 本報告未經本公司書面許可，不可部份複製。

UNII-2c IEEE 802.11a mode-chain 1

5500 MHz

5580 MHz

5700 MHz

This document cannot be reproduced except in full, without prior written approval of the Company. 本報告未經本公司書面許可，不可部份複製。

UNII-2c IEEE 802.11n HT20 mode-chain 1	
5500 MHz	**5580 MHz**
5700 MHz	
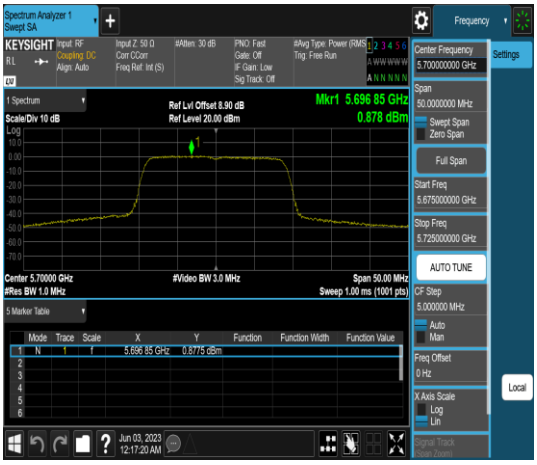	

This document cannot be reproduced except in full, without prior written approval of the Company. 本報告未經本公司書面許可，不可部份複製。

UNII-2c IEEE 802.11n HT40 mode-chain 1	
5510 MHz	**5550 MHz**
5670 MHz	

This document cannot be reproduced except in full, without prior written approval of the Company. 本報告未經本公司書面許可，不可部份複製。

UNII-2c IEEE 802.11ac VHT80 mode-chain 1	
5530 MHz	**5610 MHz**

This document cannot be reproduced except in full, without prior written approval of the Company. 本報告未經本公司書面許可，不可部份複製。

UNII-3 IEEE 802.11 a mode-chain 0	
5745 MHz	**5785 MHz**
5825 MHz	

This document cannot be reproduced except in full, without prior written approval of the Company. 本報告未經本公司書面許可，不可部份複製。

UNII-3 IEEE 802.11n HT20 mode-chain 0	
5745 MHz	**5785 MHz**
5825 MHz	

This document cannot be reproduced except in full, without prior written approval of the Company. 本報告未經本公司書面許可，不可部份複製。

UNII-3 IEEE 802.11n HT40 mode-chain 0	
5755 MHz	**5795 MHz**

UNII-3 IEEE 802.11ac VHT80 mode-chain 0	
5775 MHz	

This document cannot be reproduced except in full, without prior written approval of the Company. 本報告未經本公司書面許可，不可部份複製。

UNII-3 IEEE 802.11 a mode-chain 1	
5745 MHz	**5785 MHz**
5825 MHz	

This document cannot be reproduced except in full, without prior written approval of the Company. 本報告未經本公司書面許可，不可部份複製。

UNII-3 IEEE 802.11n HT20 mode-chain 1

5745 MHz

5785 MHz

5825 MHz

This document cannot be reproduced except in full, without prior written approval of the Company. 本報告未經本公司書面許可，不可部份複製。

UNII-3 IEEE 802.11n HT40 mode-chain 1	
5755 MHz	**5795 MHz**

UNII-3 IEEE 802.11ac VHT80 mode-chain 1	
5775 MHz	

This document cannot be reproduced except in full, without prior written approval of the Company. 本報告未經本公司書面許可，不可部份複製。

4.5 RADIATION BANDEDGE AND SPURIOUS EMISSION

4.5.1 Test Limit

FCC according to §15.407, §15.209 and §15.205,

Below 30 MHz

Frequency	Field Strength (microvolts/m)	Magnetic H-Field (microamperes/m)	Measurement Distance (metres)
9-490 kHz	2,400/F (F in kHz)	2,400/F (F in kHz)	300
490-1,705 kHz	24,000/F (F in kHz)	24,000/F (F in kHz)	30
1.705-30 MHz	30	N/A	30

Above 30 MHz

Frequency (MHz)	Field Strength microvolts/m at 3 metres (watts, e.i.r.p.)	
	Transmitters	Receivers
30-88	100 (3 nW)	100 (3 nW)
88-216	150 (6.8 nW)	150 (6.8 nW)
216-960	200 (12 nW)	200 (12 nW)
Above 960	500 (75 nW)	500 (75 nW)

UNII-1 :

For transmitters operating in the band 5150-5250 MHz, all emissions outside the band 5150-5350 MHz shall not exceed -27 dBm/MHz e.i.r.p. However, any unwanted emissions that fall into the band 5250-5350 MHz must be 26 dBc, when measured using a resolution bandwidth between 1 and 5% of the occupied bandwidth, above 5.25 GHz. Otherwise, the transmission is considered as intentional and the devices shall implement dynamic frequency selection (DFS) and transmitter power control (TPC) as per the requirements for the band 5250-5350 MHz

UNII-2a and 2c:

the maximum conducted output power over the frequency bands of operation shall not exceed the lesser of 250 mW or 11 dBm + 10 log B, where B is the 26 dB emission bandwidth in megahertz. In addition, the maximum power spectral density shall not exceed 11 dBm in any 1 megahertz band. If transmitting antennas of directional gain greater than 6 dBi are used, both the maximum conducted output power and the maximum power spectral density shall be reduced by the amount in dB that the directional gain of the antenna exceeds 6 dBi.

UNII-3:

All emissions shall be limited to a level of −27 dBm/MHz at 75 MHz or more above or below the band edge increasing linearly to 10 dBm/MHz at 25 MHz above or below the band edge, and from 25 MHz above or below the band edge increasing linearly to a level of 15.6 dBm/MHz at 5 MHz above or below the band edge, and from 5 MHz above or below the band edge increasing linearly to a level of 27 dBm/MHz at the band edge.

This document cannot be reproduced except in full, without prior written approval of the Company. 本報告未經本公司書面許可，不可部份複製。

According to RSS-247 section 6.2.1.2, 6.2.2.2, 6.2.3.2 and 6.2.4.2

Below 30 MHz

Frequency	Field Strength (microvolts/m)	Magnetic H-Field (microamperes/m)	Measurement Distance (metres)
9-490 kHz	2,400/F (F in kHz)	2,400/F (F in kHz)	300
490-1,705 kHz	24,000/F (F in kHz)	24,000/F (F in kHz)	30
1.705-30 MHz	30	N/A	30

Above 30 MHz

Frequency (MHz)	Field Strength microvolts/m at 3 metres (watts, e.i.r.p.)	
	Transmitters	Receivers
30-88	100 (3 nW)	100 (3 nW)
88-216	150 (6.8 nW)	150 (6.8 nW)
216-960	200 (12 nW)	200 (12 nW)
Above 960	500 (75 nW)	500 (75 nW)

RSS-Gen Table 3 and Table 5 – General Field Strength Limits for Transmitters and Receivers at Frequencies Above 30 MHz (Note)

Frequency (MHz)	Field Strength microvolts/m at 3 metres (watts, e.i.r.p.)	
	Transmitters	Receivers
30-88	100 (3 nW)	100 (3 nW)
88-216	150 (6.8 nW)	150 (6.8 nW)
216-960	200 (12 nW)	200 (12 nW)
Above 960	500 (75 nW)	500 (75 nW)

Note: Measurements for compliance with the limits in table 3 may be performed at distances other than 3 metres, in accordance with Section 6.6.

This document cannot be reproduced except in full, without prior written approval of the Company. 本報告未經本公司書面許可，不可部份複製。

RSS-Gen Table 6: General Field Strength Limits for Transmitters at Frequencies Below 30 MHz (Transmit)

Frequency	Magnetic field strength (H-Field) (μA/m)	Measurement Distance (m)
9-490 kHz Note	6.37/F (F in kHz)	300
490-1,705 kHz	63.7/F (F in kHz)	30
1.705-30 MHz	0.08	30

Note: The emission limits for the ranges 9-90 kHz and 110-490 kHz are based on measurements employing a linear average detector..

UNII-1 :

For transmitters operating in the band 5150-5250 MHz, all emissions outside the band 5150-5350 MHz shall not exceed -27 dBm/MHz e.i.r.p. However, any unwanted emissions that fall into the band 5250-5350 MHz must be 26 dBc, when measured using a resolution bandwidth between 1 and 5% of the occupied bandwidth, above 5.25 GHz. Otherwise, the transmission is considered as intentional and the devices shall implement dynamic frequency selection (DFS) and transmitter power control (TPC) as per the requirements for the band 5250-5350 MHz

UNII-2a and 2c :

For devices with operating frequencies in the band 5250-5350 MHz but having a channel bandwidth that overlaps the band 5150-5250 MHz, the devices' unwanted emission shall not exceed -27 dBm/MHz e.i.r.p. outside the band 5150-5350 MHz and its power shall comply with the spectral power density for operation within the band 5150-5250 MHz. The device shall be labelled "for indoor use only." Emissions outside the band 5470-5725 MHz shall not exceed -27 dBm/MHz e.i.r.p.

UNII-3:

For the band 5725-5850 MHz, emissions at frequencies from the band edges to 10 MHz above or below the band edges shall not exceed -17 dBm/MHz e.i.r.p.
For emissions at frequencies more than 10 MHz above or below the band edges, the emissions power shall not exceed -27 dBm/MHz

This document cannot be reproduced except in full, without prior written approval of the Company. 本報告未經本公司書面許可，不可部份複製。

4.5.2 Test Procedure

Test method Refer as KDB 789033 D02.

1. The EUT is placed on a turntable, Above 1 GHz is 1.5m and below 1 GHz is 0.8m above ground plane. The EUT Configured un accordance with ANSI C63.10: 2013, and the EUT set in a continuous mode.

2. The turntable shall be rotated for 360 degrees to determine the position of maximum emission level. And EUT is set 3m away from the receiving antenna, which is scanned from 1m to 4m above the ground plane to find out the highest emissions. Measurement are made polarized in both the vertical and the horizontal positions with antenna.

3. Span shall wide enough to full capture the emission measured. The SA from 9kHz to 40GHz set to the low, Mid and High channels with the EUT transmit.

4. No emission found between lowest internal used/generated frequency to 30MHz (9KHz~30MHz)

5. The SA setting following：

(1) Below 1G：RBW = 100kHz, VBW ≥ 3*RBW, Sweep = Auto, Detector = Peak, Trace = Max hold.

(2) Above 1G：

(2.1) For Peak measurement：RBW = 1MHz, VBW ≥ 3 RBW, Sweep = Auto, Detector = Peak, Trace = Max hold.

(2.2) For Average measurement：RBW = 1MHz, VBW

˙If Duty Cycle ≥ 98%, VBW=10Hz.

˙If Duty Cycle < 98%, VBW=1/T.

This document cannot be reproduced except in full, without prior written approval of the Company. 本報告未經本公司書面許可，不可部份複製。

4.5.3 Test Setup

9kHz ~ 30MHz

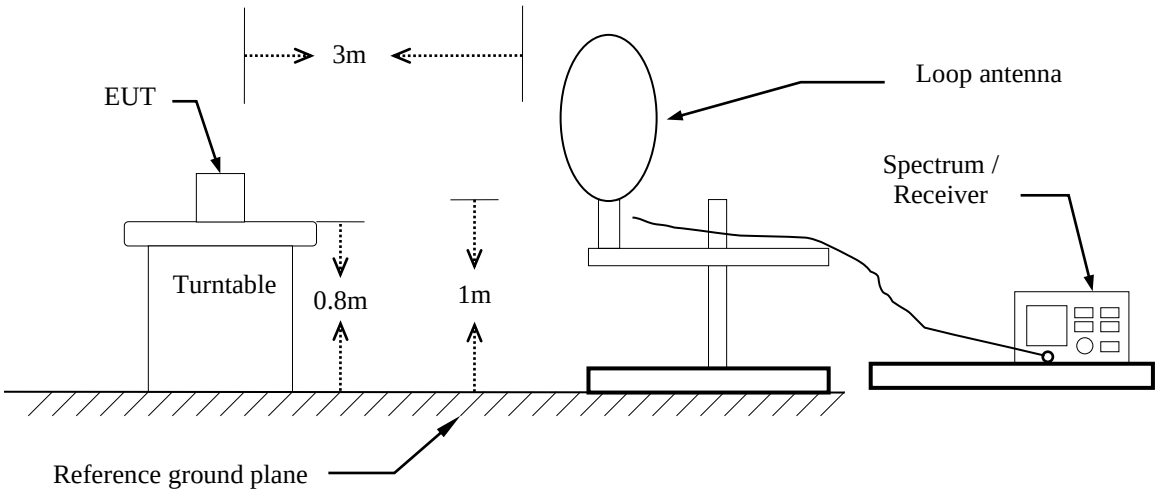

30MHz ~ 1GHz

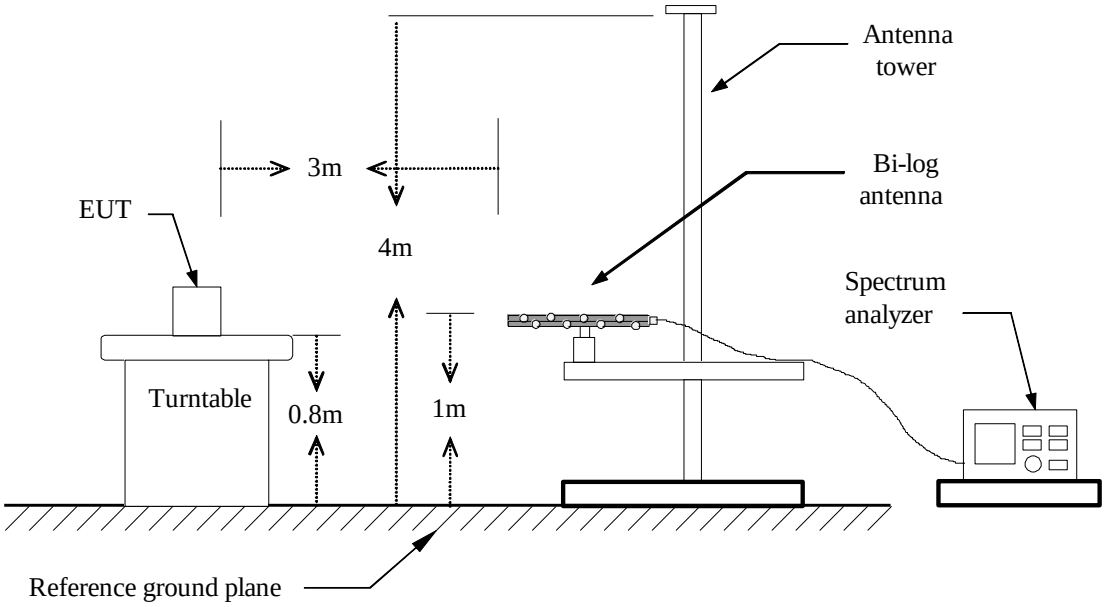

This document cannot be reproduced except in full, without prior written approval of the Company. 本報告未經本公司書面許可，不可部份複製。

Above 1 GHz

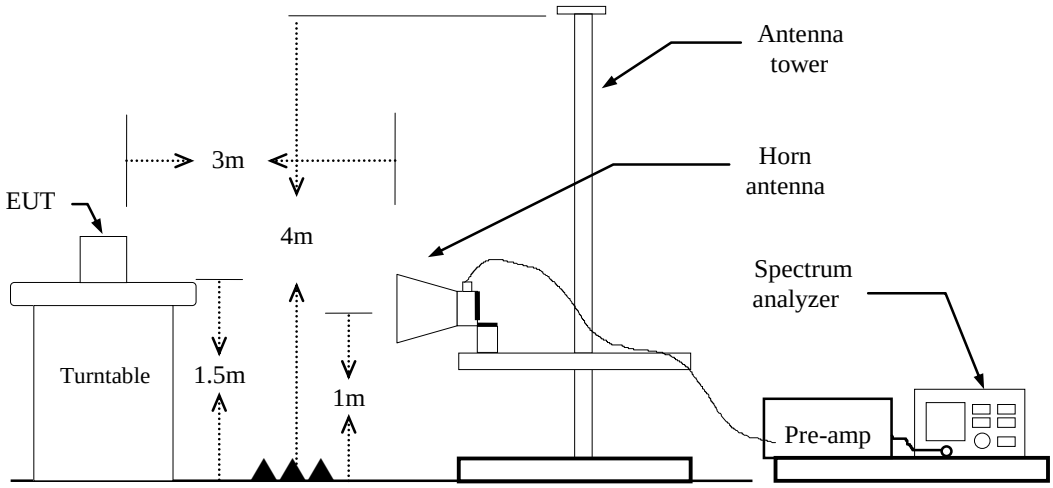

This document cannot be reproduced except in full, without prior written approval of the Company. 本報告未經本公司書面許可，不可部份複製。

4.5.4 Test Result

Band Edge Test Data:
Test Data for UNII-1

Test Mode	Mode 1 IEEE 802.11a / 5180 MHz	Temp/Hum	24.3(℃)/ 58%RH
Test Item	Band Edge	Test Date	June 19, 2023
Polarize	Vertical	Test Engineer	Ray Li
Detector	Peak & Average		

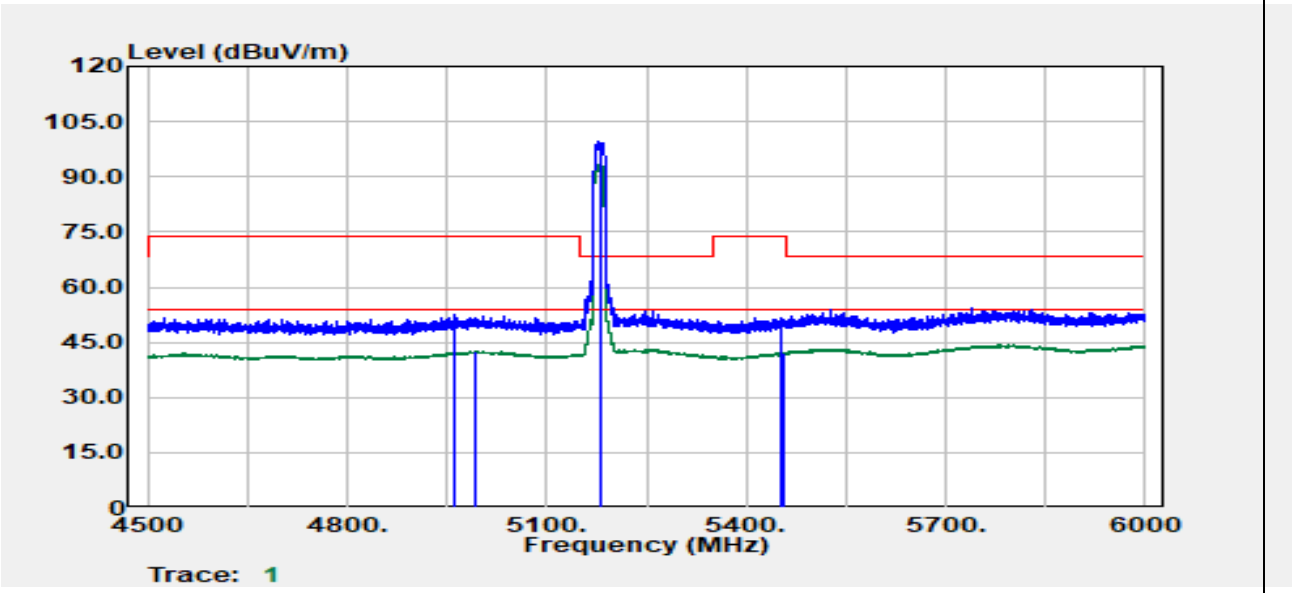

Freq. (MHz)	Detector Mode (PK/QP/AV)	Spectrum Reading Level (dBμV)	Factor (dB)	Actual FS (dBμV/m)	Limit @3m (dBμV/m)	Margin (dB)
4961.40	Peak	41.05	11.26	52.31	74.00	-21.69
4994.40	Average	30.95	11.56	42.50	54.00	-11.50
5180.00	Peak	87.37	12.10	99.47	--	--
5180.00	Average	81.20	12.10	93.30	--	--
5452.50	Peak	39.23	12.38	51.61	74.00	-22.39
5457.30	Average	29.62	12.40	42.02	54.00	-11.98

This document cannot be reproduced except in full, without prior written approval of the Company. 本報告未經本公司書面許可，不可部份複製。

Test Mode	Mode 1 IEEE 802.11a / 5180 MHz	Temp/Hum	24.3(℃)/ 58%RH
Test Item	Band Edge	Test Date	June 19, 2023
Polarize	Horizontal	Test Engineer	Ray Li
Detector	Peak & Average		

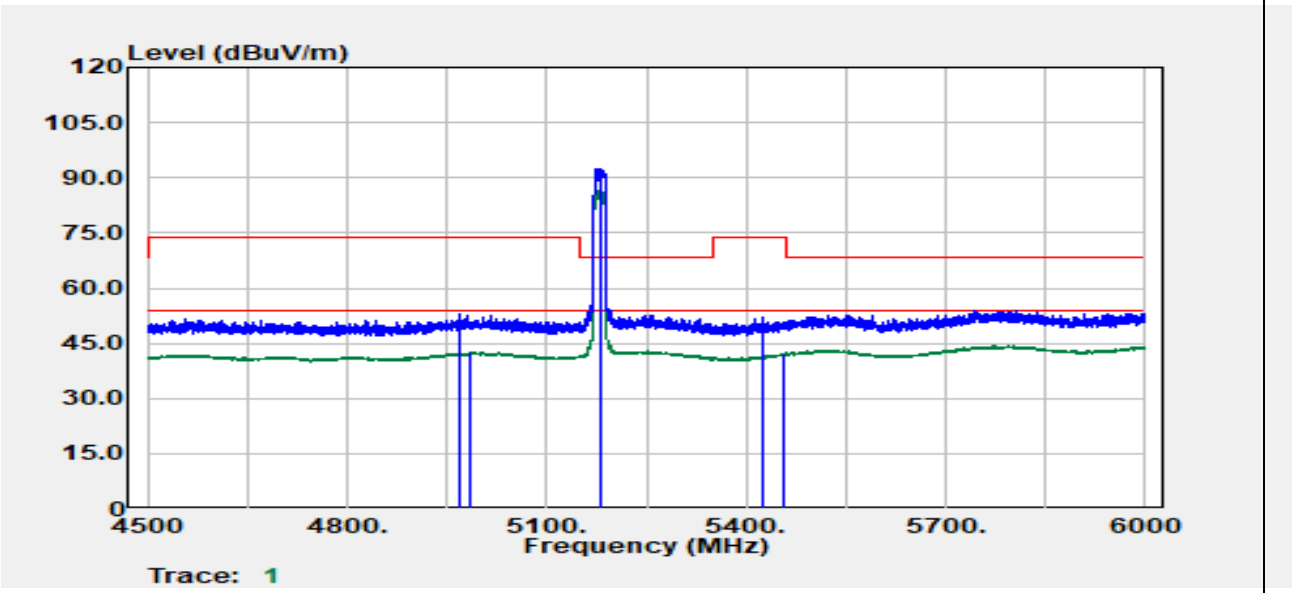

Freq. (MHz)	Detector Mode (PK/QP/AV)	Spectrum Reading Level (dBμV)	Factor (dB)	Actual FS (dBμV/m)	Limit @3m (dBμV/m)	Margin (dB)
4969.80	Peak	41.48	11.34	52.82	74.00	-21.18
4984.50	Average	31.03	11.47	42.50	54.00	-11.50
5180.00	Peak	80.42	12.10	92.52	--	--
5180.00	Average	74.41	12.10	86.51	--	--
5424.60	Peak	39.56	12.35	51.90	74.00	-22.10
5456.10	Average	29.64	12.40	42.04	54.00	-11.96

This document cannot be reproduced except in full, without prior written approval of the Company. 本報告未經本公司書面許可，不可部份複製。

Test Mode	Mode 1 IEEE 802.11n HT20 / 5180 MHz	Temp/Hum	24.3(℃)/ 58%RH
Test Item	Band Edge	Test Date	June 19, 2023
Polarize	Vertical	Test Engineer	Ray Li
Detector	Peak & Average		

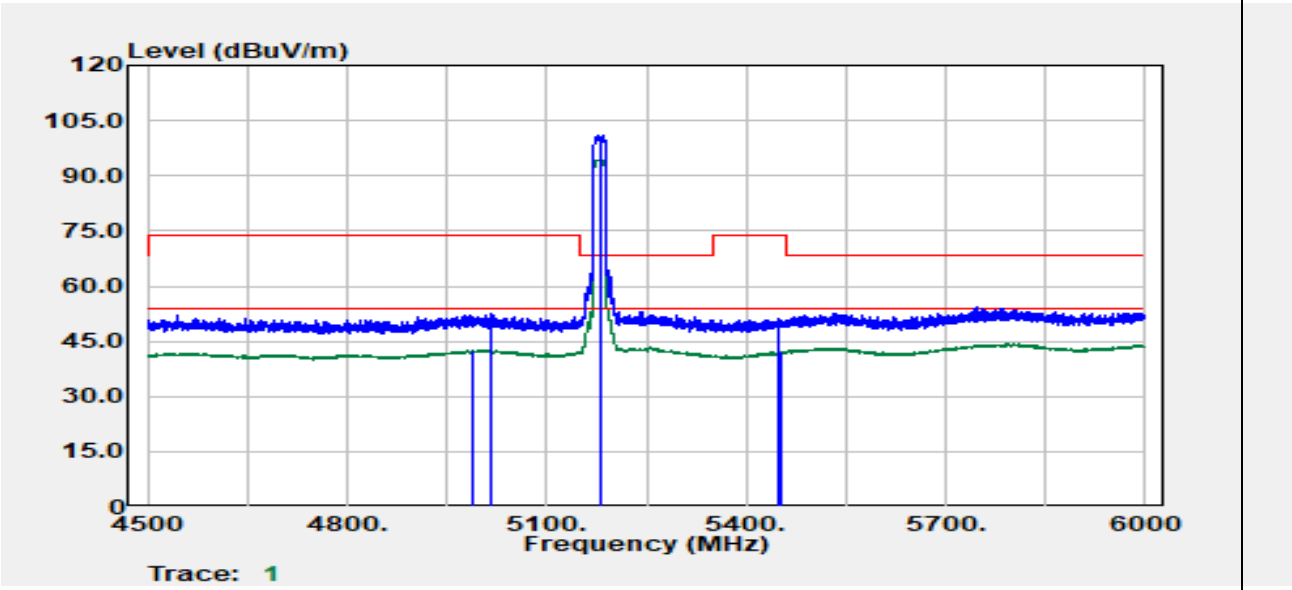

Freq. (MHz)	Detector Mode (PK/QP/AV)	Spectrum Reading Level (dBμV)	Factor (dB)	Actual FS (dBμV/m)	Limit @3m (dBμV/m)	Margin (dB)
4989.60	Average	30.97	11.52	42.49	54.00	-11.51
5014.80	Peak	40.63	11.71	52.34	74.00	-21.66
5180.00	Peak	89.02	12.10	101.12	--	--
5180.00	Average	82.43	12.10	94.53	--	--
5450.40	Peak	38.63	12.38	51.01	74.00	-22.99
5451.30	Average	29.80	12.38	42.18	54.00	-11.82

This document cannot be reproduced except in full, without prior written approval of the Company. 本報告未經本公司書面許可，不可部份複製。

Test Mode	Mode 1 IEEE 802.11n HT20 / 5180 MHz	Temp/Hum	24.3(℃)/ 58%RH
Test Item	Band Edge	Test Date	June 19, 2023
Polarize	Horizontal	Test Engineer	Ray Li
Detector	Peak & Average		

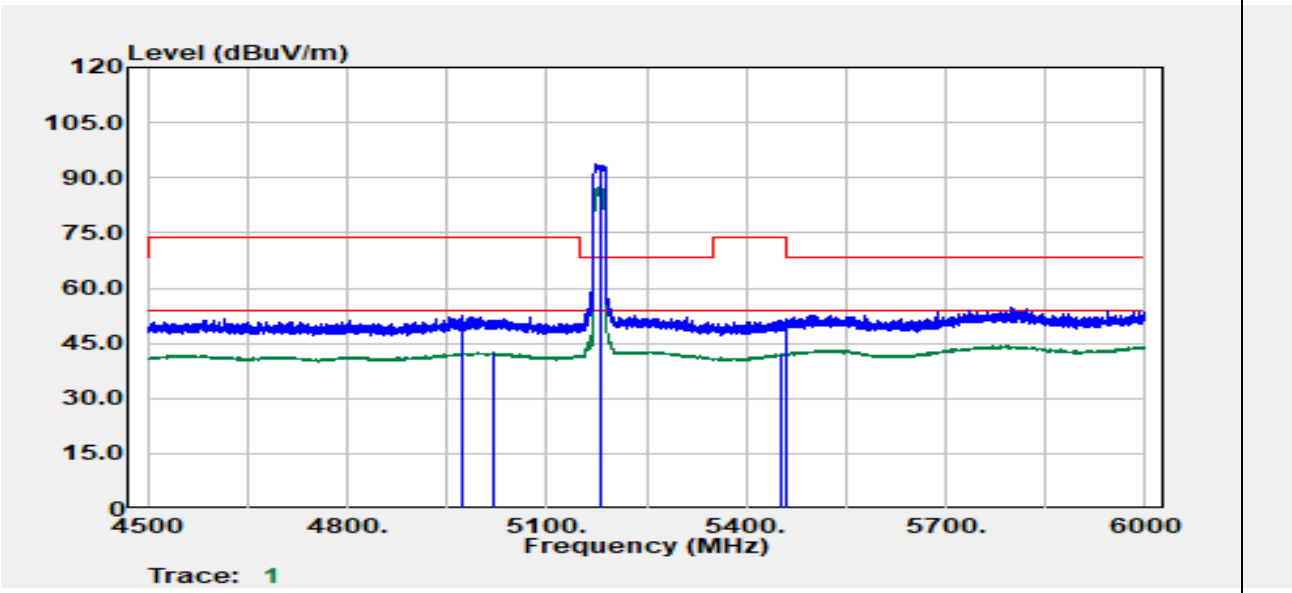

Freq. (MHz)	Detector Mode (PK/QP/AV)	Spectrum Reading Level (dBµV)	Factor (dB)	Actual FS (dBµV/m)	Limit @3m (dBµV/m)	Margin (dB)
4974.30	Peak	41.25	11.38	52.63	74.00	-21.37
5020.20	Average	30.74	11.75	42.49	54.00	-11.51
5180.00	Peak	81.57	12.10	93.67	--	--
5180.00	Average	75.29	12.10	87.39	--	--
5451.30	Average	29.75	12.38	42.13	54.00	-11.87
5458.80	Peak	39.03	12.41	51.43	74.00	-22.57

This document cannot be reproduced except in full, without prior written approval of the Company. 本報告未經本公司書面許可，不可部份複製。

Test Mode	Mode 1 IEEE 802.11n HT40 / 5190 MHz	Temp/Hum	24.5(℃)/ 57%RH
Test Item	Band Edge	Test Date	June 13, 2023
Polarize	Vertical	Test Engineer	Tony Chao
Detector	Peak & Average		

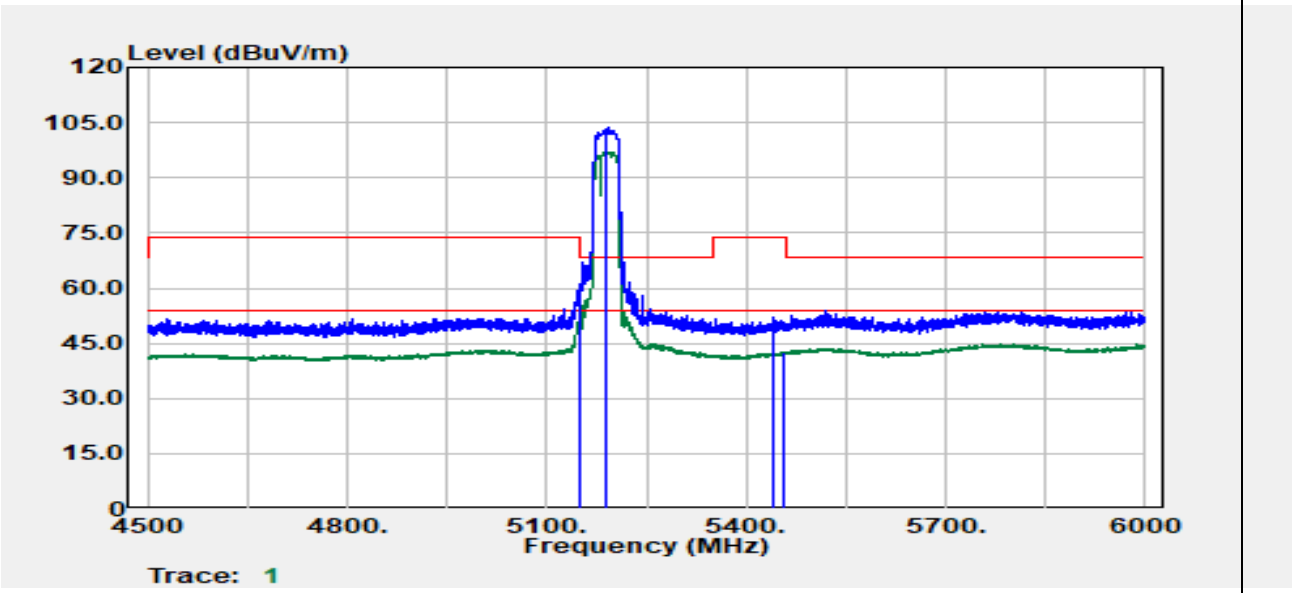

Freq. (MHz)	Detector Mode (PK/QP/AV)	Spectrum Reading Level (dBμV)	Factor (dB)	Actual FS (dBμV/m)	Limit @3m (dBμV/m)	Margin (dB)
5149.358	Average	39.22	12.16	51.38	54.00	-2.62
5150.000	Peak	48.48	12.16	60.64	68.20	-7.56
5190.000	Peak	91.49	12.08	103.57	--	--
5190.000	Average	84.98	12.08	97.06	--	--
5440.907	Peak	39.51	12.37	51.88	74.00	-22.12
5457.160	Average	30.26	12.40	42.66	54.00	-11.34

This document cannot be reproduced except in full, without prior written approval of the Company. 本報告未經本公司書面許可，不可部份複製。

Test Mode	Mode 1 IEEE 802.11n HT40 / 5190 MHz	Temp/Hum	24.5(℃)/ 57%RH
Test Item	Band Edge	Test Date	June 13, 2023
Polarize	Horizontal	Test Engineer	Tony Chao
Detector	Peak & Average		

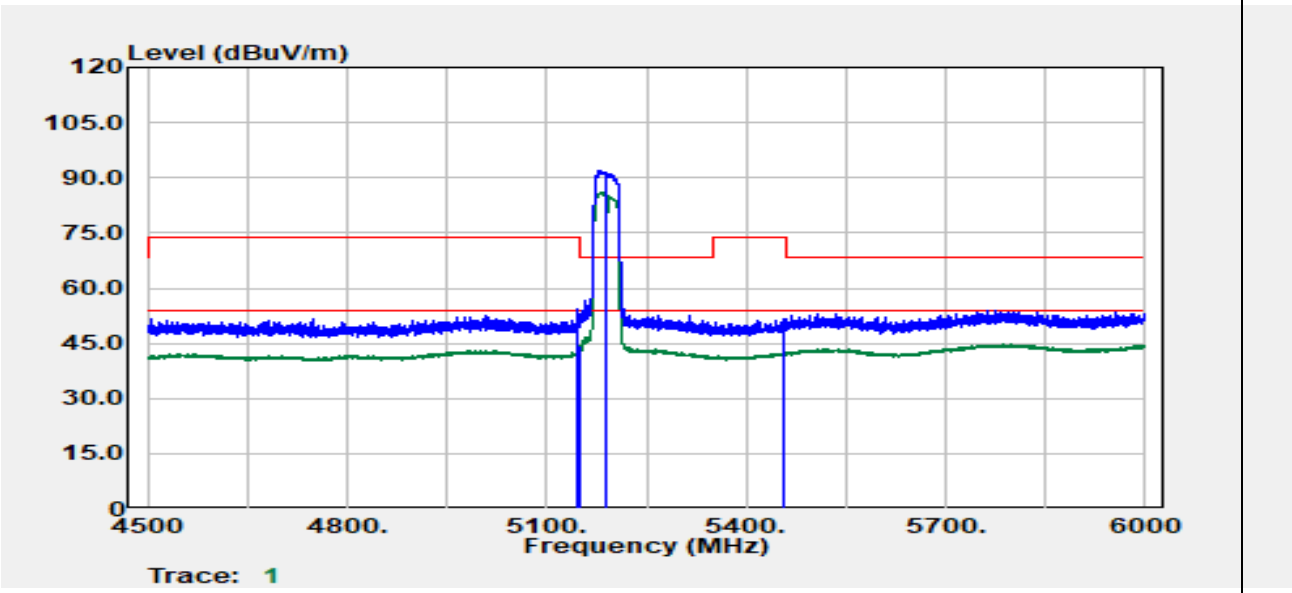

Freq. (MHz)	Detector Mode (PK/QP/AV)	Spectrum Reading Level (dBμV)	Factor (dB)	Actual FS (dBμV/m)	Limit @3m (dBμV/m)	Margin (dB)
5147.358	Peak	42.05	12.15	54.21	74.00	-19.79
5150.000	Average	32.07	12.16	44.23	54.00	-9.77
5190.000	Peak	79.70	12.08	91.78	--	--
5190.000	Average	73.98	12.08	86.06	--	--
5457.410	Average	30.03	12.40	42.43	54.00	-11.57
5457.660	Peak	39.30	12.40	51.70	74.00	-22.30

This document cannot be reproduced except in full, without prior written approval of the Company. 本報告未經本公司書面許可，不可部份複製。

Test Mode	Mode 1 IEEE 802.11ac VHT80 / 5210 MHz	Temp/Hum	24.5(℃)/ 57%RH
Test Item	Band Edge	Test Date	June 13, 2023
Polarize	Vertical	Test Engineer	Ray Li
Detector	Peak & Average		

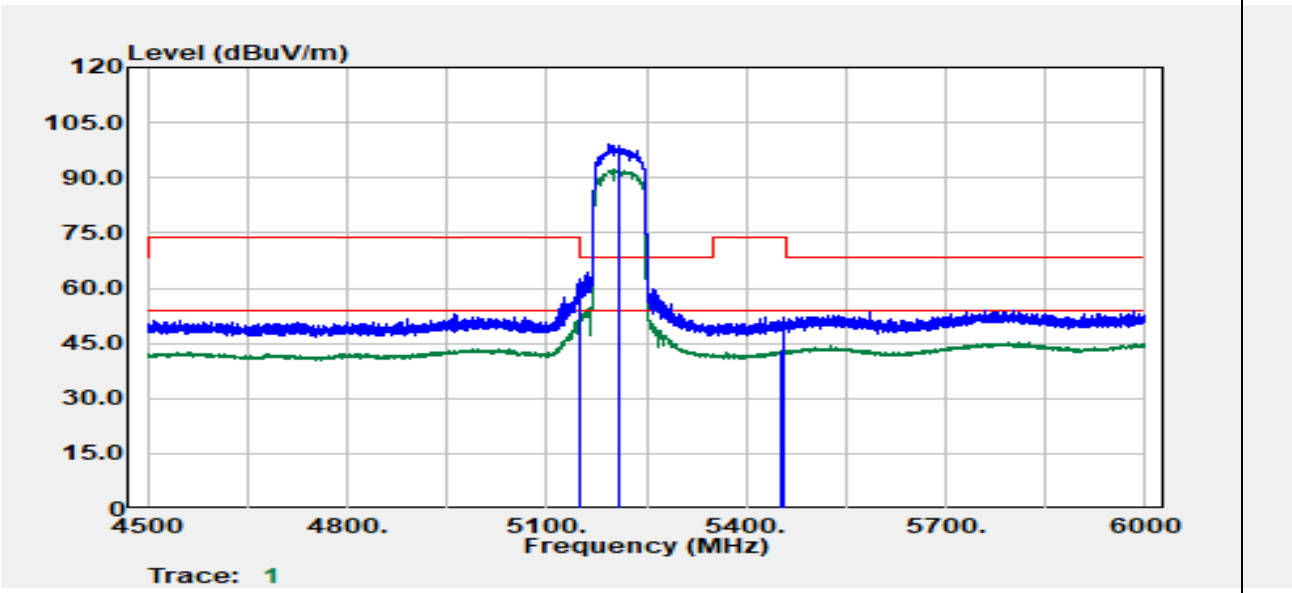

Freq. (MHz)	Detector Mode (PK/QP/AV)	Spectrum Reading Level (dBμV)	Factor (dB)	Actual FS (dBμV/m)	Limit @3m (dBμV/m)	Margin (dB)
5148.61	Peak	48.86	12.16	61.02	74.00	-12.98
5149.36	Average	39.94	12.16	52.09	54.00	-1.91
5210.00	Peak	86.92	12.06	98.98	--	--
5210.00	Average	80.17	12.06	92.22	--	--
5453.66	Average	30.49	12.39	42.88	54.00	-11.12
5457.91	Peak	39.87	12.40	52.27	74.00	-21.73

This document cannot be reproduced except in full, without prior written approval of the Company. 本報告未經本公司書面許可，不可部份複製。

Test Mode	Mode 1 IEEE 802.11ac VHT80 / 5210 MHz	Temp/Hum	24.5(℃)/ 57%RH
Test Item	Band Edge	Test Date	June 13, 2023
Polarize	Horizontal	Test Engineer	Ray Li
Detector	Peak & Average		

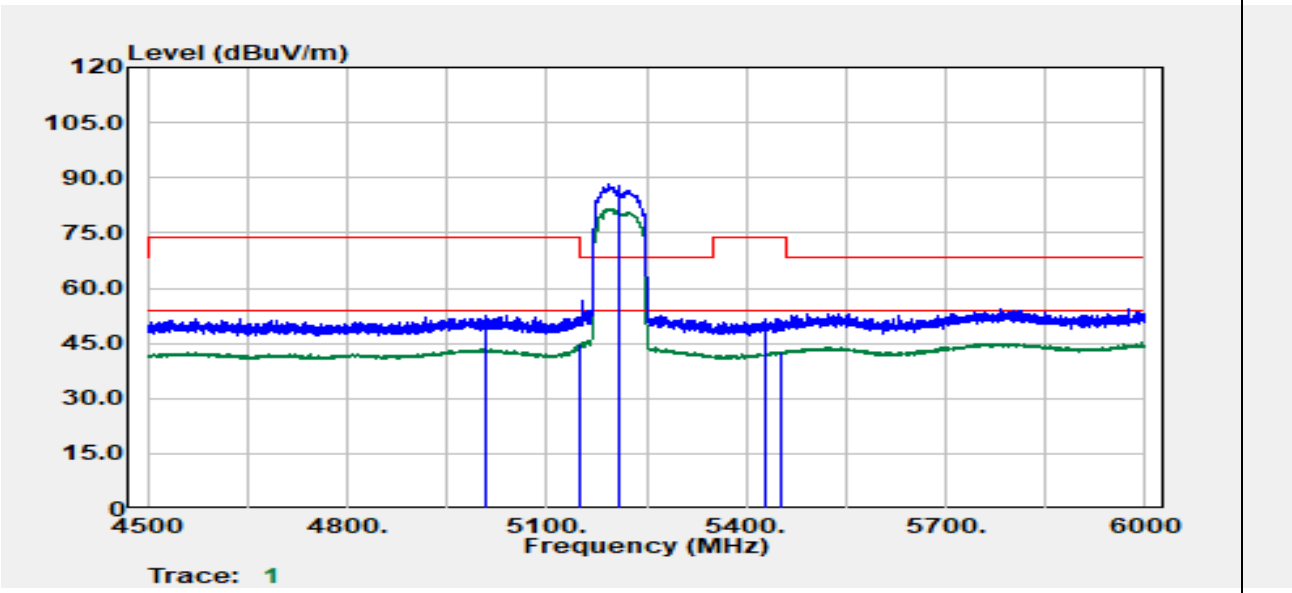

Freq. (MHz)	Detector Mode (PK/QP/AV)	Spectrum Reading Level (dBµV)	Factor (dB)	Actual FS (dBµV/m)	Limit @3m (dBµV/m)	Margin (dB)
5008.50	Peak	40.70	11.67	52.37	74.00	-21.63
5149.50	Average	32.65	12.16	44.81	54.00	-9.19
5210.00	Peak	76.44	12.06	88.49	--	--
5210.00	Average	69.55	12.06	81.61	--	--
5427.30	Peak	39.24	12.35	51.59	74.00	-22.41
5453.70	Average	30.33	12.39	42.72	54.00	-11.28

This document cannot be reproduced except in full, without prior written approval of the Company. 本報告未經本公司書面許可，不可部份複製。

Test Data for UNII-2a

Test Mode	Mode 1 IEEE 802.11a / 5320 MHz	Temp/Hum	24.5(℃)/ 57%RH
Test Item	Band Edge	Test Date	June 13, 2023
Polarize	Vertical	Test Engineer	Ray Li
Detector	Peak & Average		

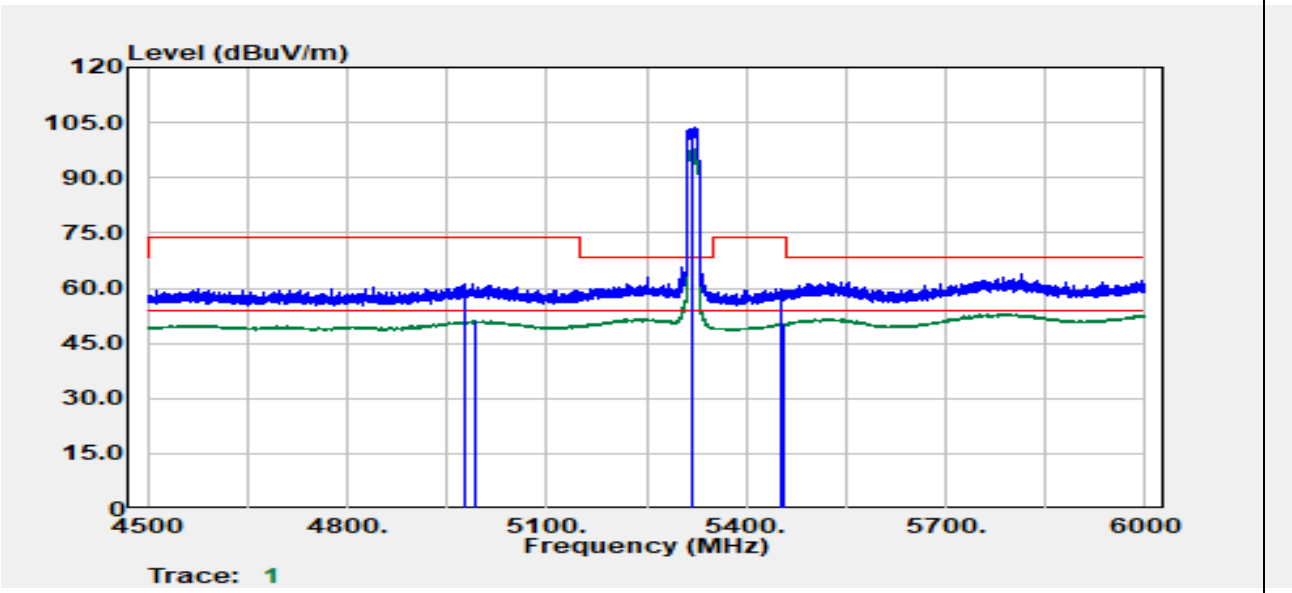

Freq. (MHz)	Detector Mode (PK/QP/AV)	Spectrum Reading Level (dBμV)	Factor (dB)	Actual FS (dBμV/m)	Limit @3m (dBμV/m)	Margin (dB)
4977.58	Peak	49.66	11.41	61.07	74.00	-12.93
4994.08	Average	39.44	11.56	51.00	54.00	-3.00
5320.00	Peak	91.68	12.14	103.82	--	--
5320.00	Average	85.46	12.14	97.60	--	--
5452.66	Peak	47.23	12.38	59.62	74.00	-14.38
5457.41	Average	38.09	12.40	50.49	54.00	-3.51

This document cannot be reproduced except in full, without prior written approval of the Company. 本報告未經本公司書面許可，不可部份複製。

Test Mode	Mode 1 IEEE 802.11a / 5320 MHz	Temp/Hum	24.5(℃)/ 57%RH
Test Item	Band Edge	Test Date	June 13, 2023
Polarize	Horizontal	Test Engineer	Ray Li
Detector	Peak & Average		

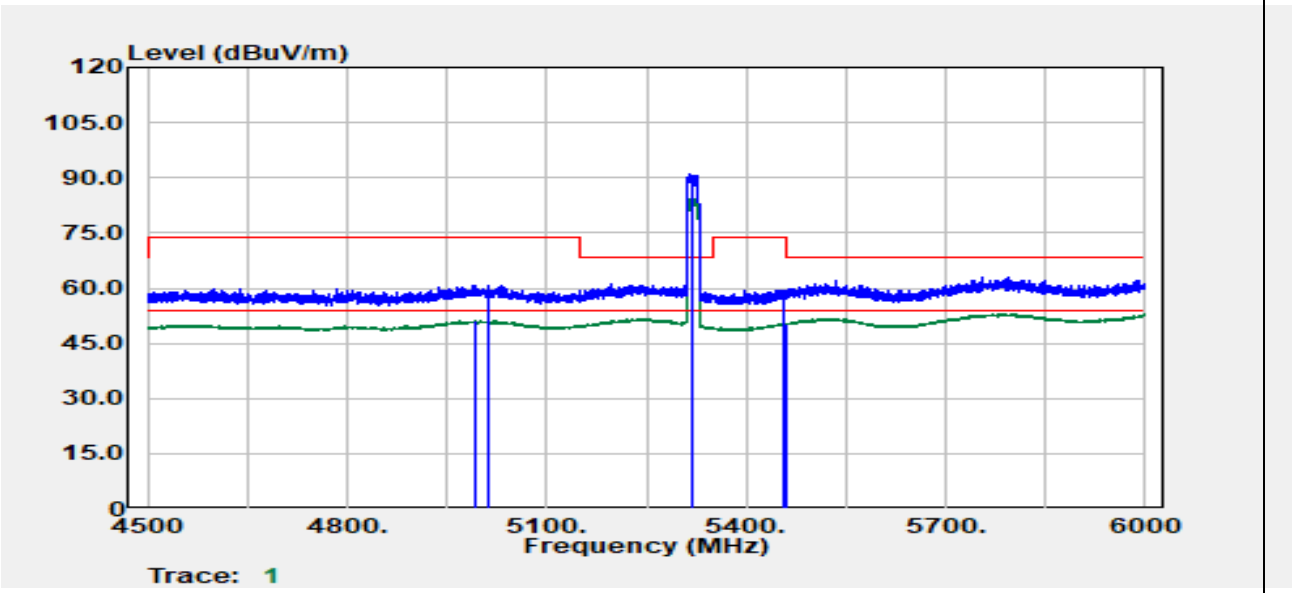

Freq. (MHz)	Detector Mode (PK/QP/AV)	Spectrum Reading Level (dBμV)	Factor (dB)	Actual FS (dBμV/m)	Limit @3m (dBμV/m)	Margin (dB)
4990.80	Average	39.72	11.53	51.25	54.00	-2.75
5010.90	Peak	49.19	11.68	60.87	74.00	-13.13
5320.00	Peak	78.68	12.14	90.82	--	--
5320.00	Average	72.58	12.14	84.72	--	--
5456.10	Peak	47.13	12.40	59.53	74.00	-14.47
5459.40	Average	38.03	12.41	50.44	54.00	-3.56

This document cannot be reproduced except in full, without prior written approval of the Company. 本報告未經本公司書面許可，不可部份複製。

Test Mode	Mode 1 IEEE 802.11n HT20 / 5320 MHz	Temp/Hum	24.5(℃)/ 57%RH
Test Item	Band Edge	Test Date	June 13, 2023
Polarize	Vertical	Test Engineer	Tony Chao
Detector	Peak & Average		

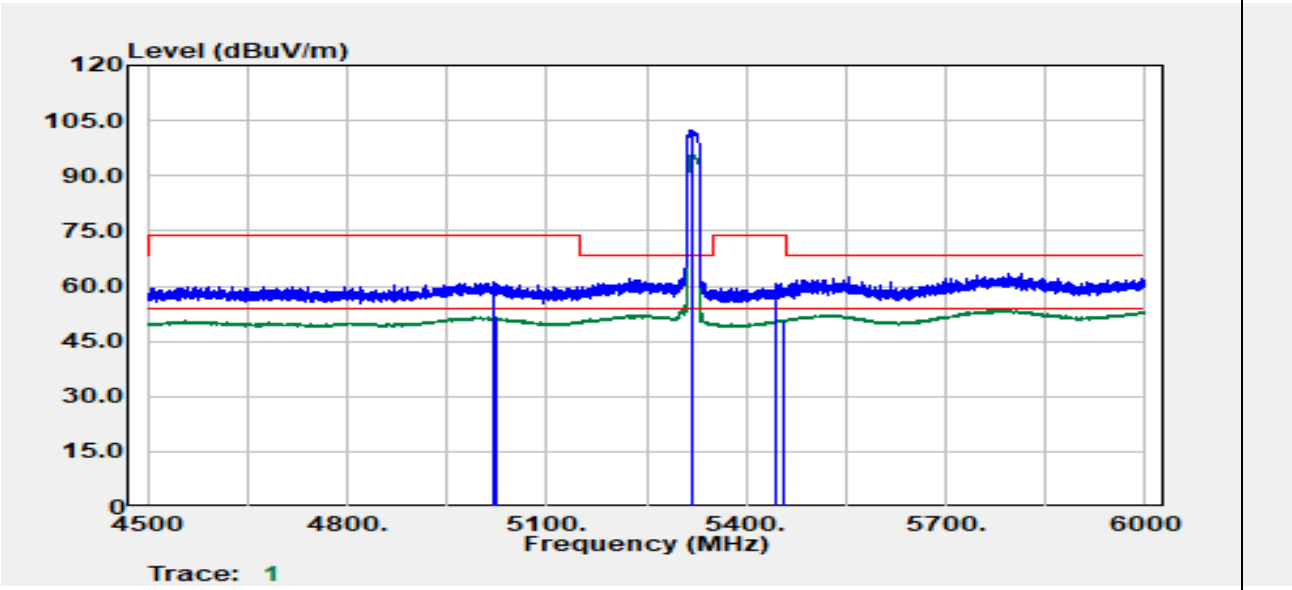

Freq. (MHz)	Detector Mode (PK/QP/AV)	Spectrum Reading Level (dBμV)	Factor (dB)	Actual FS (dBμV/m)	Limit @3m (dBμV/m)	Margin (dB)
5020.59	Peak	49.36	11.75	61.11	74.00	-12.89
5023.09	Average	39.78	11.77	51.55	54.00	-2.45
5320.00	Peak	90.28	12.14	102.42	--	--
5320.00	Average	83.49	12.14	95.63	--	--
5446.41	Peak	48.41	12.37	60.78	74.00	-13.22
5456.41	Average	38.48	12.40	50.88	54.00	-3.12

This document cannot be reproduced except in full, without prior written approval of the Company. 本報告未經本公司書面許可，不可部份複製。

Test Mode	Mode 1 IEEE 802.11n HT20 / 5320 MHz	Temp/Hum	24.5(℃)/ 57%RH
Test Item	Band Edge	Test Date	June 13, 2023
Polarize	Horizontal	Test Engineer	Tony Chao
Detector	Peak & Average		

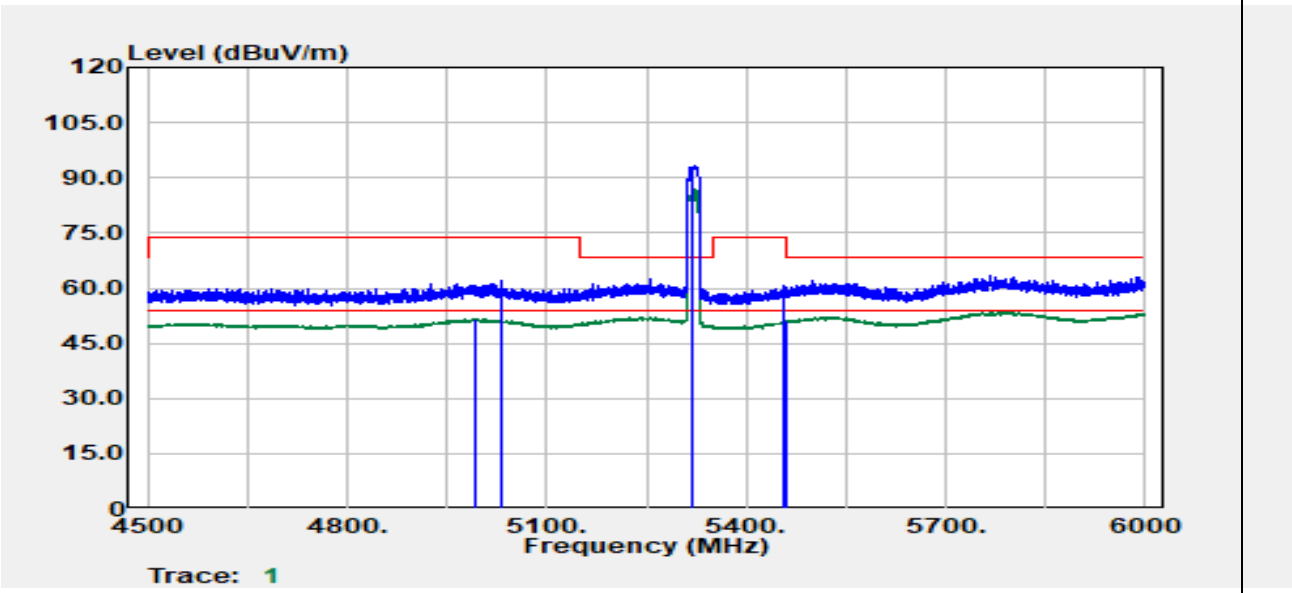

Freq. (MHz)	Detector Mode (PK/QP/AV)	Spectrum Reading Level (dBµV)	Factor (dB)	Actual FS (dBµV/m)	Limit @3m (dBµV/m)	Margin (dB)
4992.08	Average	39.98	11.54	51.52	54.00	-2.48
5033.09	Peak	50.06	11.84	61.89	74.00	-12.11
5320.00	Peak	81.29	12.14	93.43	--	--
5320.00	Average	74.60	12.14	86.75	--	--
5457.91	Peak	48.10	12.40	60.51	74.00	-13.49
5458.41	Average	38.64	12.40	51.05	54.00	-2.95

This document cannot be reproduced except in full, without prior written approval of the Company. 本報告未經本公司書面許可，不可部份複製。

Test Mode	Mode 1 IEEE 802.11n HT40 / 5310 MHz	Temp/Hum	24.5(℃)/ 57%RH
Test Item	Band Edge	Test Date	June 13, 2023
Polarize	Vertical	Test Engineer	Tony Chao
Detector	Peak & Average		

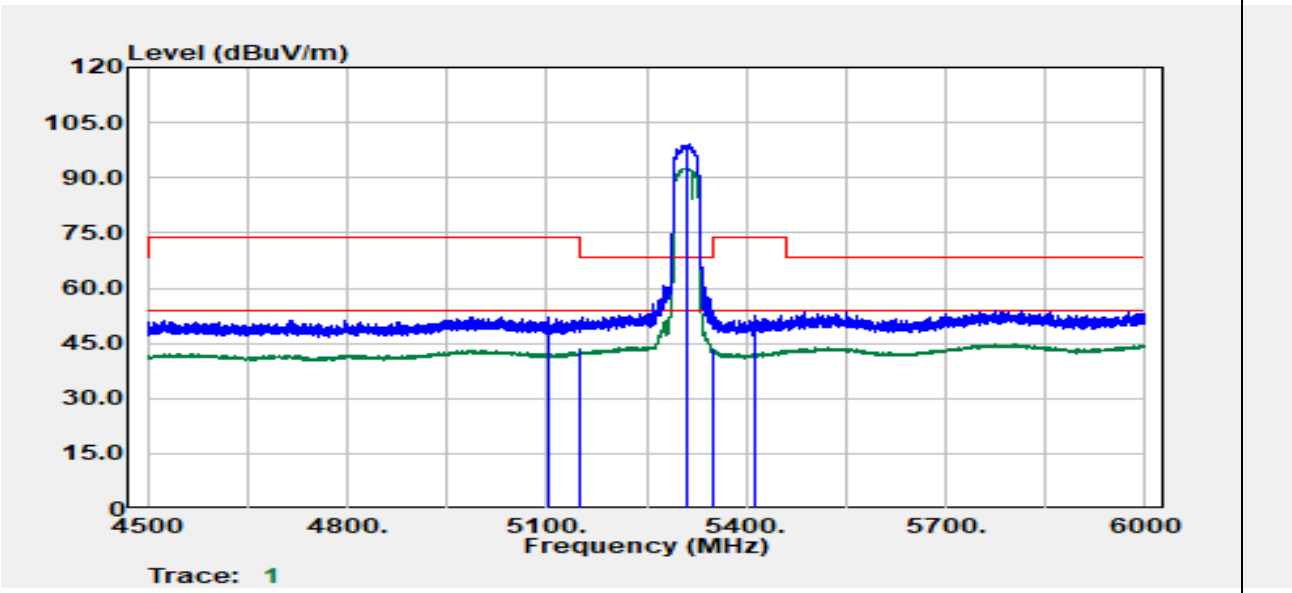

Freq. (MHz)	Detector Mode (PK/QP/AV)	Spectrum Reading Level (dBμV)	Factor (dB)	Actual FS (dBμV/m)	Limit @3m (dBμV/m)	Margin (dB)
5103.10	Peak	40.07	12.06	52.13	74.00	-21.87
5149.86	Average	31.18	12.16	43.34	54.00	-10.66
5310.00	Peak	86.82	12.15	98.97	--	--
5310.00	Average	80.45	12.15	92.59	--	--
5350.14	Average	31.24	12.13	43.38	54.00	-10.62
5411.40	Peak	40.34	12.33	52.67	74.00	-21.33

This document cannot be reproduced except in full, without prior written approval of the Company. 本報告未經本公司書面許可，不可部份複製。

Test Mode	Mode 1 IEEE 802.11n HT40 / 5310 MHz	Temp/Hum	24.5(℃)/ 57%RH
Test Item	Band Edge	Test Date	June 13, 2023
Polarize	Horizontal	Test Engineer	Tony Chao
Detector	Peak & Average		

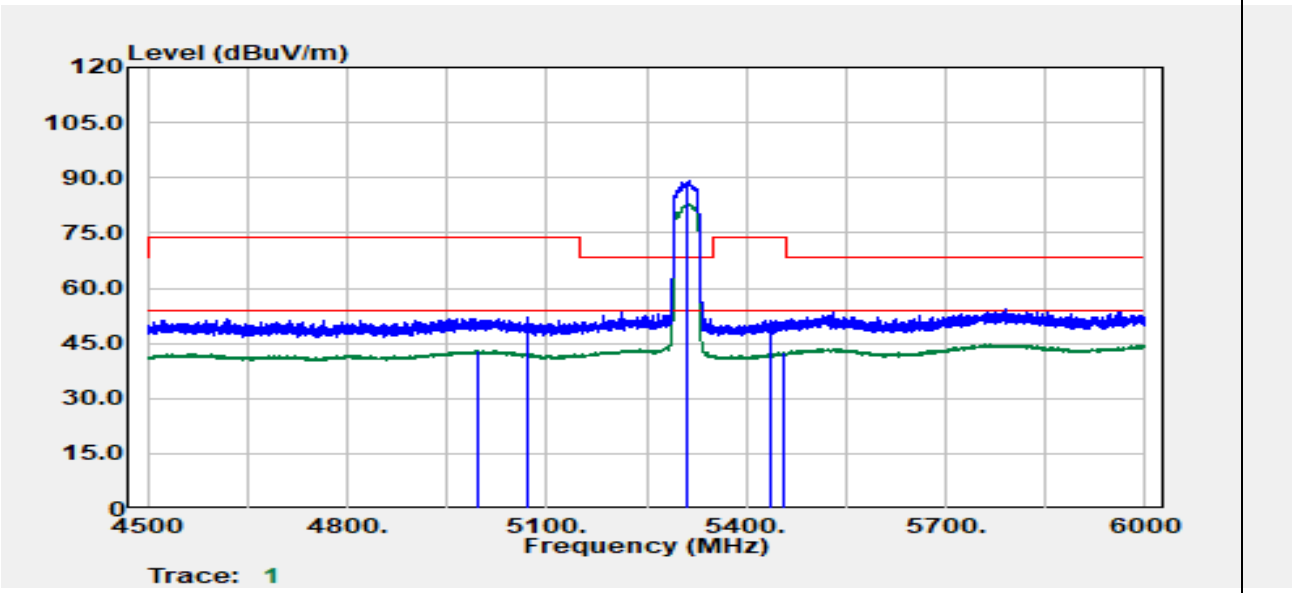

Freq. (MHz)	Detector Mode (PK/QP/AV)	Spectrum Reading Level (dBµV)	Factor (dB)	Actual FS (dBµV/m)	Limit @3m (dBµV/m)	Margin (dB)
4995.83	Average	31.56	11.57	43.13	54.00	-10.87
5071.85	Peak	40.12	11.99	52.11	74.00	-21.89
5310.00	Peak	77.18	12.15	89.32	--	--
5310.00	Average	70.69	12.15	82.84	--	--
5436.66	Peak	38.92	12.36	51.28	74.00	-22.72
5454.66	Average	30.10	12.39	42.49	54.00	-11.51

This document cannot be reproduced except in full, without prior written approval of the Company. 本報告未經本公司書面許可，不可部份複製。

Test Mode	Mode 1 IEEE 802.11ac VHT80 / 5290 MHz	Temp/Hum	24.5(℃)/ 57%RH
Test Item	Band Edge	Test Date	June 13, 2023
Polarize	Vertical	Test Engineer	Ray Li
Detector	Peak & Average		

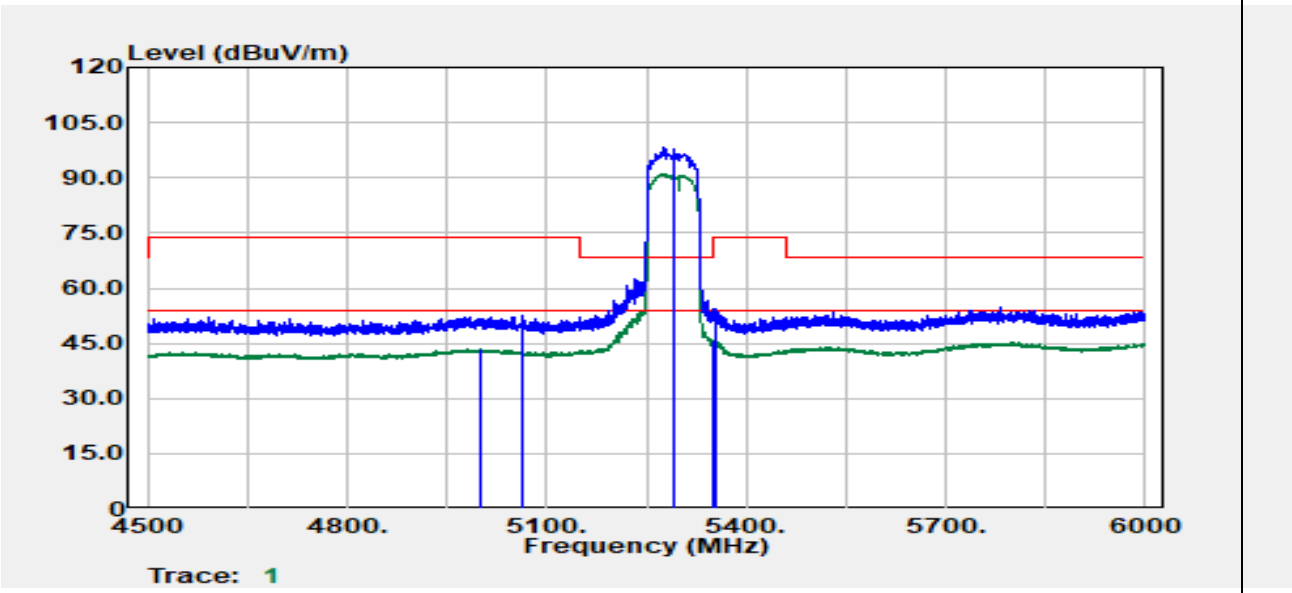

Freq. (MHz)	Detector Mode (PK/QP/AV)	Spectrum Reading Level (dBµV)	Factor (dB)	Actual FS (dBµV/m)	Limit @3m (dBµV/m)	Margin (dB)
5001.60	Average	31.77	11.62	43.39	54.00	-10.61
5062.80	Peak	40.39	11.98	52.37	74.00	-21.63
5290.00	Peak	85.91	12.13	98.04	--	--
5290.00	Average	78.90	12.13	91.03	--	--
5350.50	Average	33.62	12.13	45.75	54.00	-8.25
5354.40	Peak	42.37	12.15	54.51	74.00	-19.49

This document cannot be reproduced except in full, without prior written approval of the Company. 本報告未經本公司書面許可，不可部份複製。

Test Mode	Mode 1 IEEE 802.11ac VHT80 / 5290 MHz	Temp/Hum	24.5(℃)/ 57%RH
Test Item	Band Edge	Test Date	June 13, 2023
Polarize	Horizontal	Test Engineer	Ray Li
Detector	Peak & Average		

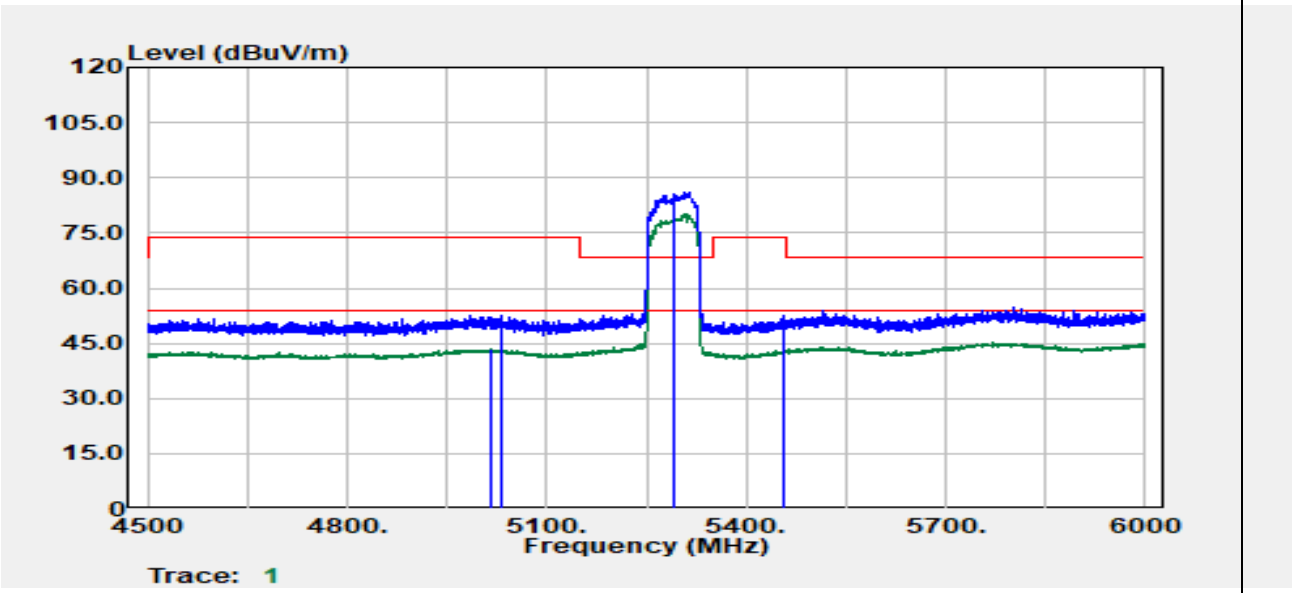

Freq. (MHz)	Detector Mode (PK/QP/AV)	Spectrum Reading Level (dBµV)	Factor (dB)	Actual FS (dBµV/m)	Limit @3m (dBµV/m)	Margin (dB)
5016.60	Average	31.60	11.72	43.33	54.00	-10.67
5032.50	Peak	40.74	11.83	52.57	74.00	-21.43
5290.00	Peak	73.87	12.13	85.99	--	--
5290.00	Average	67.85	12.13	79.98	--	--
5454.60	Peak	40.29	12.39	52.68	74.00	-21.32
5457.60	Average	30.69	12.40	43.09	54.00	-10.91

This document cannot be reproduced except in full, without prior written approval of the Company. 本報告未經本公司書面許可，不可部份複製。

Test Data for UNII-2c

Test Mode	Mode 1 IEEE 802.11a / 5500 MHz	Temp/Hum	24.5(℃)/ 57%RH
Test Item	Band Edge	Test Date	June 13, 2023
Polarize	Vertical	Test Engineer	Tony Chao
Detector	Peak & Average		

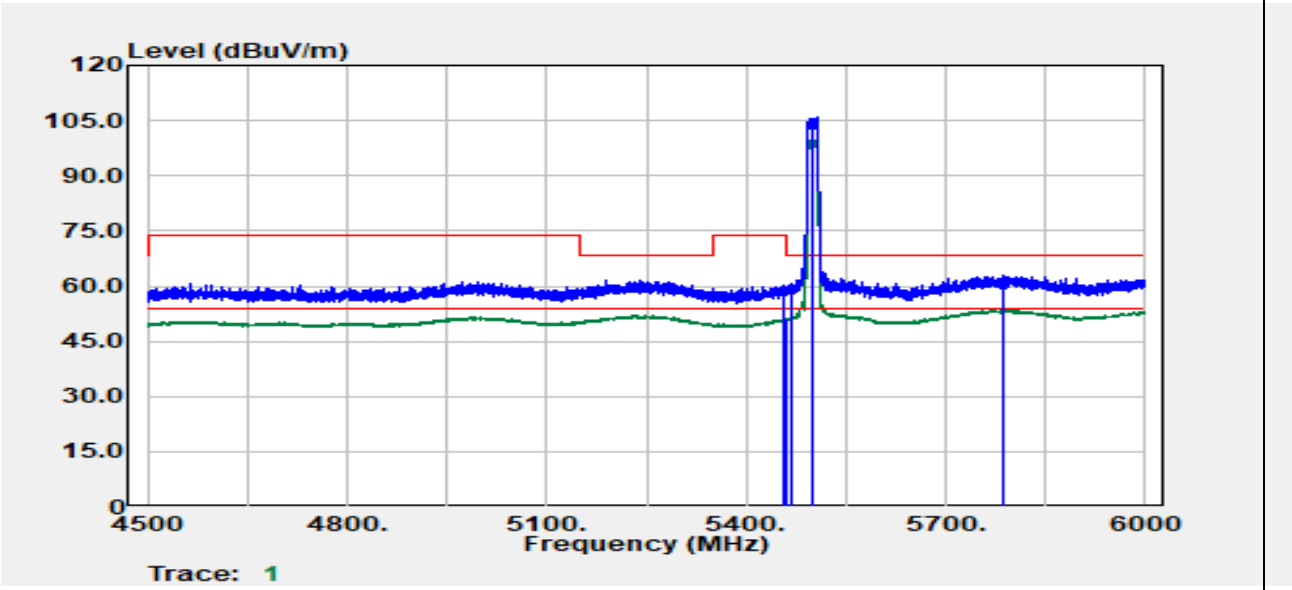

Freq. (MHz)	Detector Mode (PK/QP/AV)	Spectrum Reading Level (dBμV)	Factor (dB)	Actual FS (dBμV/m)	Limit @3m (dBμV/m)	Margin (dB)
5457.41	Peak	47.78	12.40	60.18	74.00	-13.82
5459.66	Average	38.54	12.41	50.95	54.00	-3.05
5466.16	Peak	48.39	12.43	60.82	68.20	-7.38
5500.00	Peak	93.57	12.55	106.12	--	--
5500.00	Average	87.15	12.55	99.70	--	--
5785.71	Peak	48.86	14.06	62.92	68.20	-5.28

This document cannot be reproduced except in full, without prior written approval of the Company. 本報告未經本公司書面許可，不可部份複製。

Test Mode	Mode 1 IEEE 802.11a / 5500 MHz	Temp/Hum	24.5(℃)/ 57%RH
Test Item	Band Edge	Test Date	June 13, 2023
Polarize	Horizontal	Test Engineer	Tony Chao
Detector	Peak & Average		

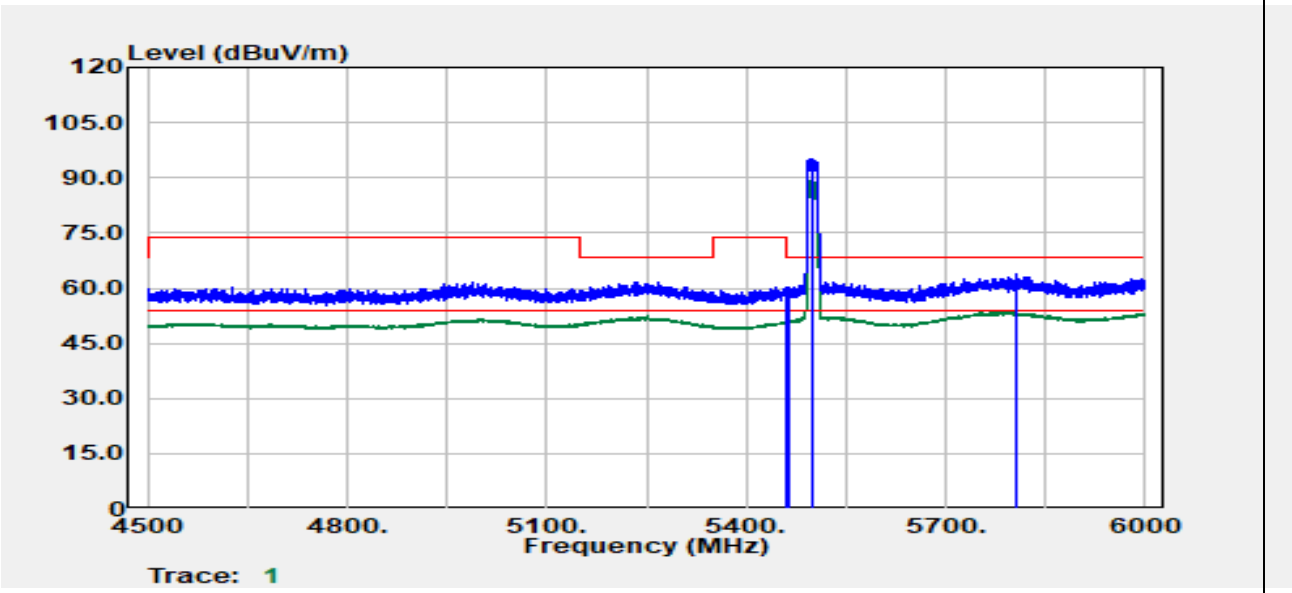

Freq. (MHz)	Detector Mode (PK/QP/AV)	Spectrum Reading Level (dBμV)	Factor (dB)	Actual FS (dBμV/m)	Limit @3m (dBμV/m)	Margin (dB)
5458.91	Peak	48.00	12.41	60.41	74.00	-13.59
5459.66	Average	38.59	12.41	51.00	54.00	-3.00
5463.16	Peak	47.90	12.42	60.32	68.20	-7.88
5500.00	Peak	82.59	12.55	95.14	--	--
5500.00	Average	76.54	12.55	89.09	--	--
5805.22	Peak	49.52	14.15	63.67	68.20	-4.53

This document cannot be reproduced except in full, without prior written approval of the Company. 本報告未經本公司書面許可，不可部份複製。

Test Mode	Mode 1 IEEE 802.11a / 5700 MHz	Temp/Hum	24.5(℃)/ 57%RH
Test Item	Band Edge	Test Date	June 13, 2023
Polarize	Vertical	Test Engineer	Tony Chao
Detector	Peak & Average		

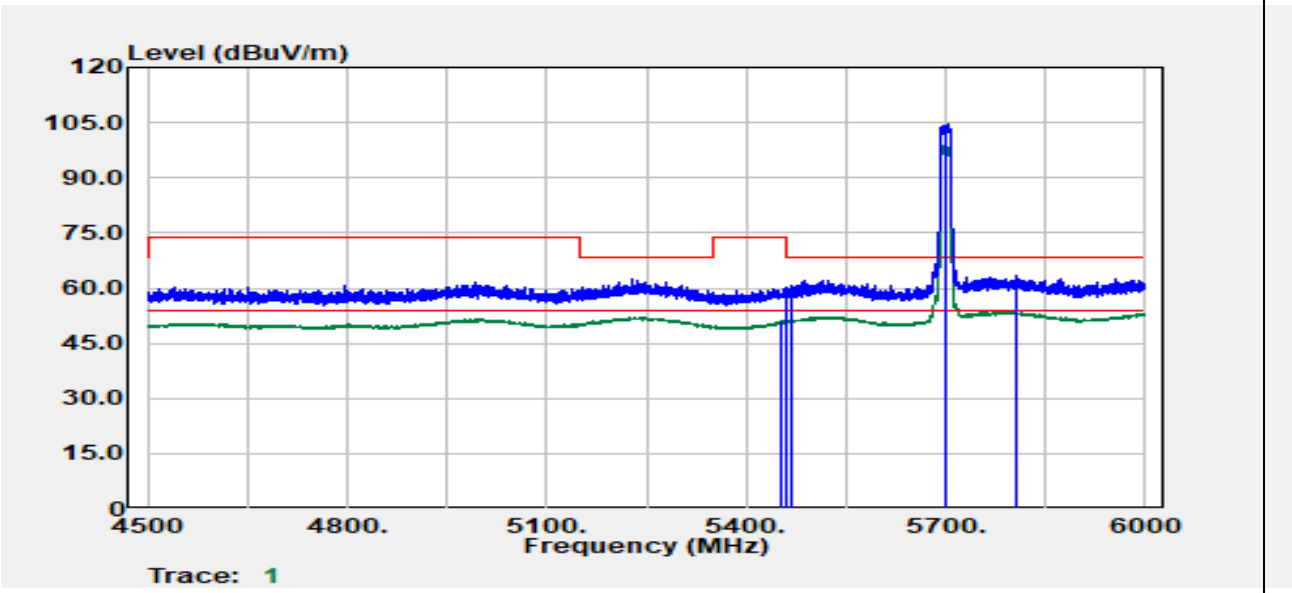

Freq. (MHz)	Detector Mode (PK/QP/AV)	Spectrum Reading Level (dBμV)	Factor (dB)	Actual FS (dBμV/m)	Limit @3m (dBμV/m)	Margin (dB)
5453.16	Average	38.76	12.39	51.15	54.00	-2.85
5458.91	Peak	48.03	12.41	60.44	74.00	-13.56
5469.41	Peak	48.39	12.44	60.83	68.20	-7.37
5700.00	Peak	90.92	13.56	104.48	--	--
5700.00	Average	85.28	13.56	98.84	--	--
5804.72	Peak	49.23	14.15	63.37	68.20	-4.83

This document cannot be reproduced except in full, without prior written approval of the Company. 本報告未經本公司書面許可，不可部份複製。

Test Mode	Mode 1 IEEE 802.11a / 5700 MHz	Temp/Hum	24.5(℃)/ 57%RH
Test Item	Band Edge	Test Date	June 13, 2023
Polarize	Horizontal	Test Engineer	Tony Chao
Detector	Peak & Average		

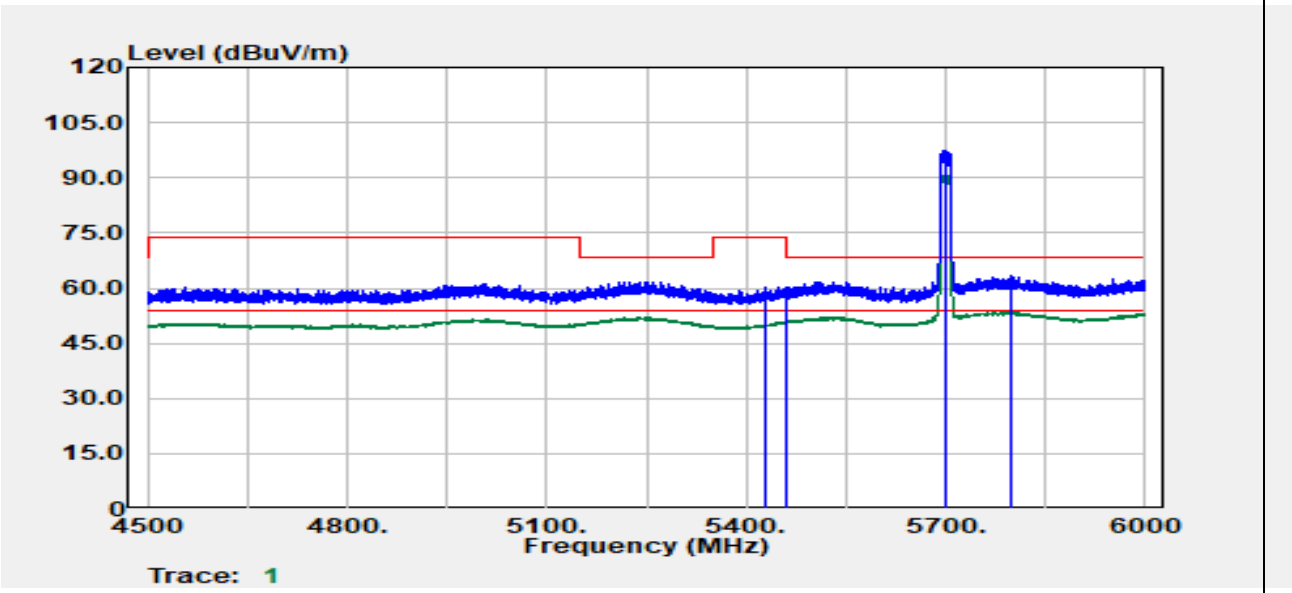

Freq. (MHz)	Detector Mode (PK/QP/AV)	Spectrum Reading Level (dBμV)	Factor (dB)	Actual FS (dBμV/m)	Limit @3m (dBμV/m)	Margin (dB)
5430.66	Peak	47.97	12.35	60.32	74.00	-13.68
5458.91	Average	38.36	12.41	50.76	54.00	-3.24
5460.91	Peak	47.92	12.41	60.33	68.20	-7.87
5700.00	Peak	83.71	13.56	97.27	--	--
5700.00	Average	77.39	13.56	90.95	--	--
5798.47	Peak	49.40	14.15	63.55	68.20	-4.65

This document cannot be reproduced except in full, without prior written approval of the Company. 本報告未經本公司書面許可，不可部份複製。

Test Mode	Mode 1 IEEE 802.11n HT20 / 5500 MHz	Temp/Hum	24.5(℃)/ 57%RH
Test Item	Band Edge	Test Date	June 13, 2023
Polarize	Vertical	Test Engineer	Tony Chao
Detector	Peak & Average		

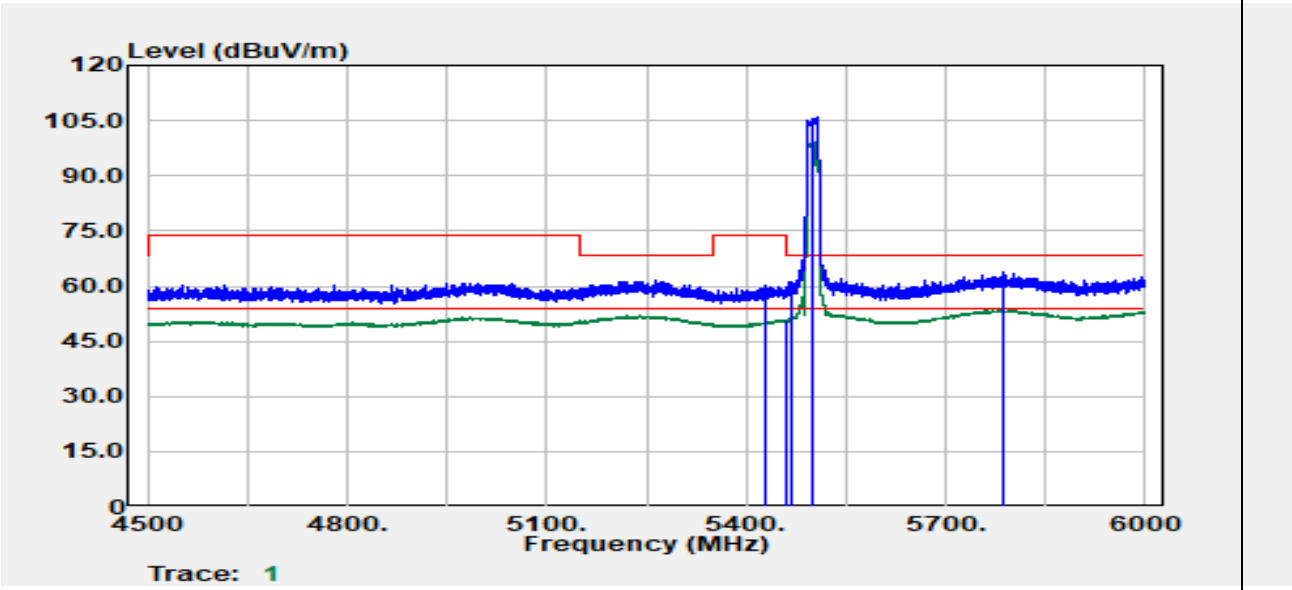

Freq. (MHz)	Detector Mode (PK/QP/AV)	Spectrum Reading Level (dBμV)	Factor (dB)	Actual FS (dBμV/m)	Limit @3m (dBμV/m)	Margin (dB)
5428.66	Peak	48.00	12.35	60.35	74.00	-13.65
5459.41	Average	38.51	12.41	50.92	54.00	-3.08
5469.66	Peak	48.53	12.44	60.97	68.20	-7.23
5500.00	Peak	93.54	12.55	106.09	--	--
5500.00	Average	86.44	12.55	98.99	--	--
5787.97	Peak	49.81	14.08	63.89	68.20	-4.31

This document cannot be reproduced except in full, without prior written approval of the Company. 本報告未經本公司書面許可，不可部份複製。

Test Mode	Mode 1 IEEE 802.11n HT20 / 5500 MHz	Temp/Hum	24.5(℃)/ 57%RH
Test Item	Band Edge	Test Date	June 13, 2023
Polarize	Horizontal	Test Engineer	Tony Chao
Detector	Peak & Average		

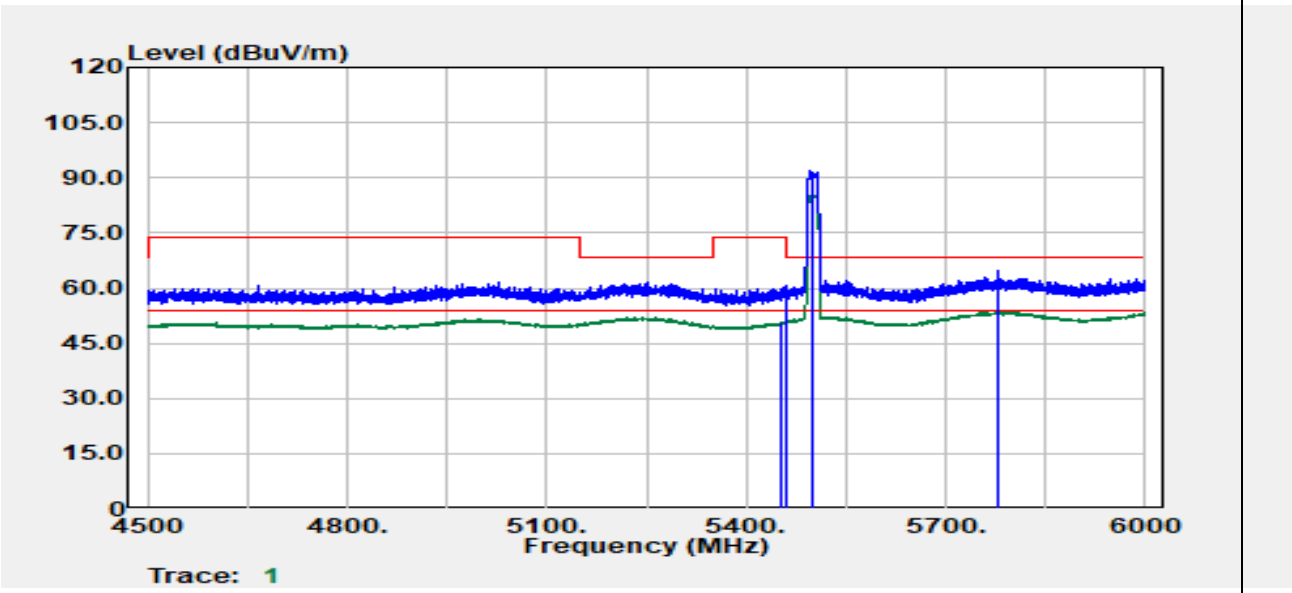

Freq. (MHz)	Detector Mode (PK/QP/AV)	Spectrum Reading Level (dBμV)	Factor (dB)	Actual FS (dBμV/m)	Limit @3m (dBμV/m)	Margin (dB)
5453.41	Average	38.53	12.39	50.92	54.00	-3.08
5459.91	Peak	48.45	12.41	60.86	74.00	-13.14
5460.00	Peak	48.45	12.41	60.86	68.20	-7.34
5500.00	Peak	79.45	12.55	92.00	--	--
5500.00	Average	72.70	12.55	85.25	--	--
5780.21	Peak	50.62	14.03	64.65	68.20	-3.55

This document cannot be reproduced except in full, without prior written approval of the Company. 本報告未經本公司書面許可，不可部份複製。

Test Mode	Mode 1 IEEE 802.11n HT20 / 5700 MHz	Temp/Hum	24.5(℃)/ 57%RH
Test Item	Band Edge	Test Date	June 13, 2023
Polarize	Vertical	Test Engineer	Tony Chao
Detector	Peak & Average		

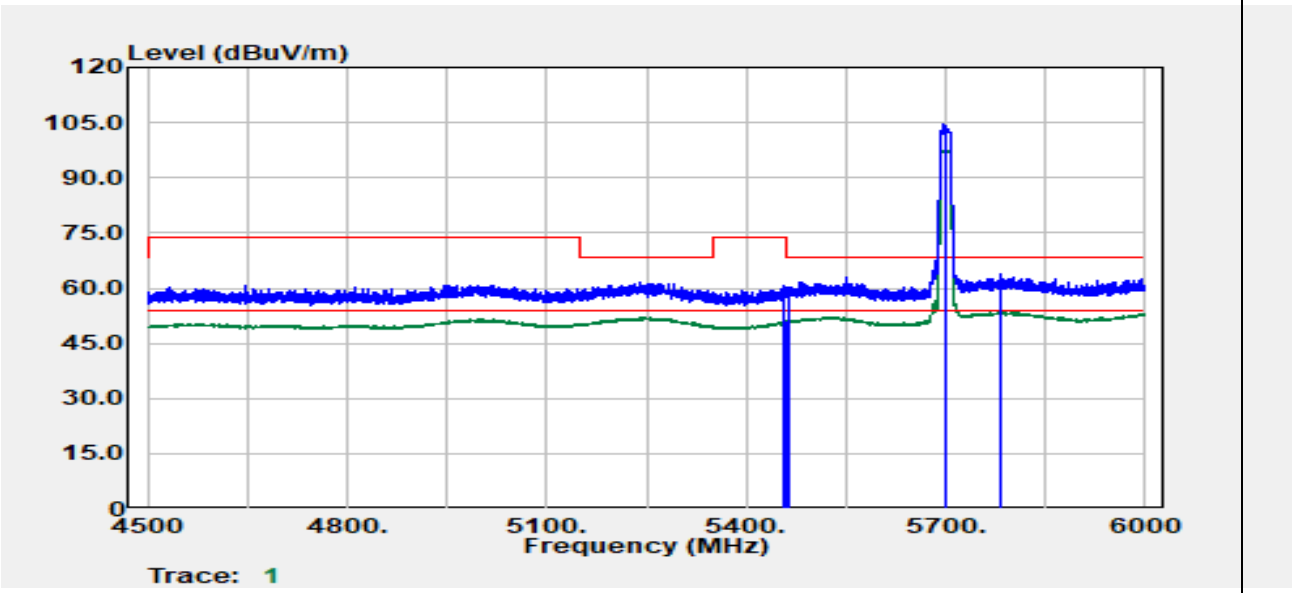

Freq. (MHz)	Detector Mode (PK/QP/AV)	Spectrum Reading Level (dBμV)	Factor (dB)	Actual FS (dBμV/m)	Limit @3m (dBμV/m)	Margin (dB)
5456.91	Peak	48.22	12.40	60.62	74.00	-13.38
5459.91	Average	38.58	12.41	50.99	54.00	-3.01
5463.91	Peak	47.75	12.42	60.17	68.20	-8.03
5700.00	Peak	91.11	13.56	104.67	--	--
5700.00	Average	83.91	13.56	97.47	--	--
5784.21	Peak	49.64	14.05	63.70	68.20	-4.50

This document cannot be reproduced except in full, without prior written approval of the Company. 本報告未經本公司書面許可，不可部份複製。

Test Mode	Mode 1 IEEE 802.11n HT20 / 5700 MHz	Temp/Hum	24.5(℃)/ 57%RH
Test Item	Band Edge	Test Date	June 13, 2023
Polarize	Horizontal	Test Engineer	Tony Chao
Detector	Peak & Average		

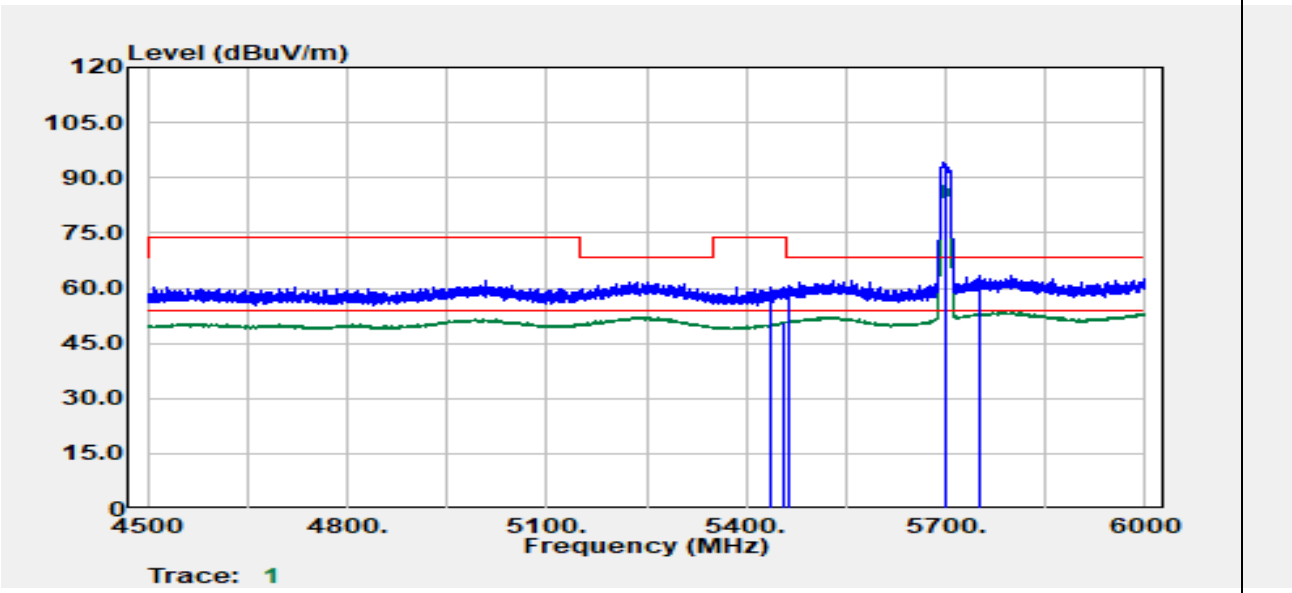

Freq. (MHz)	Detector Mode (PK/QP/AV)	Spectrum Reading Level (dBμV)	Factor (dB)	Actual FS (dBμV/m)	Limit @3m (dBμV/m)	Margin (dB)
5436.41	Peak	48.03	12.36	60.39	74.00	-13.61
5454.66	Average	38.38	12.39	50.77	54.00	-3.23
5463.91	Peak	48.08	12.42	60.51	68.20	-7.69
5700.00	Peak	80.65	13.56	94.21	--	--
5700.00	Average	74.12	13.56	87.68	--	--
5749.46	Peak	49.46	13.82	63.28	68.20	-4.92

This document cannot be reproduced except in full, without prior written approval of the Company. 本報告未經本公司書面許可，不可部份複製。

Test Mode	Mode 1 IEEE 802.11n HT40 / 5510 MHz	Temp/Hum	24.5(℃)/ 57%RH
Test Item	Band Edge	Test Date	June 13, 2023
Polarize	Vertical	Test Engineer	Tony Chao
Detector	Peak & Average		

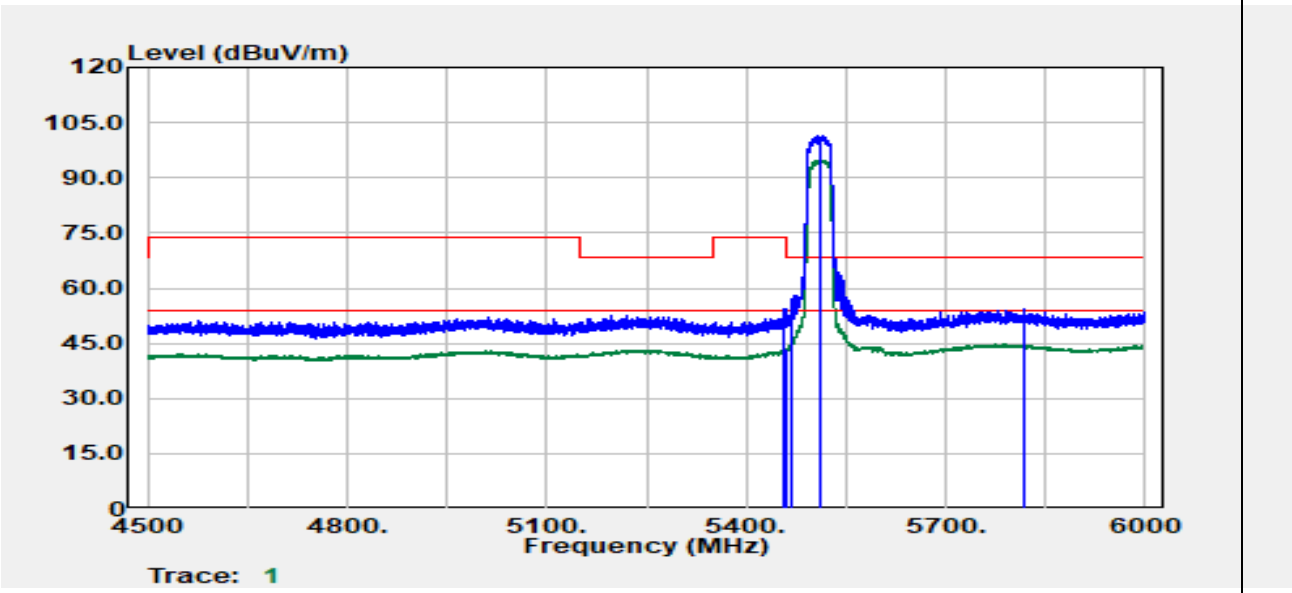

Freq. (MHz)	Detector Mode (PK/QP/AV)	Spectrum Reading Level (dBµV)	Factor (dB)	Actual FS (dBµV/m)	Limit @3m (dBµV/m)	Margin (dB)
5457.66	Peak	41.77	12.40	54.18	74.00	-19.82
5459.66	Average	31.01	12.41	43.42	54.00	-10.58
5468.16	Peak	44.65	12.44	57.08	68.20	-11.12
5510.00	Peak	88.98	12.62	101.60	--	--
5510.00	Average	82.11	12.62	94.74	--	--
5815.97	Peak	40.11	14.12	54.22	68.20	-13.98

This document cannot be reproduced except in full, without prior written approval of the Company. 本報告未經本公司書面許可，不可部份複製。