Test Mode	Mode 1 IEEE 802.11n HT40 / 5510 MHz	Temp/Hum	24.5(℃)/ 57%RH
Test Item	Band Edge	Test Date	June 13, 2023
Polarize	Horizontal	Test Engineer	Tony Chao
Detector	Peak & Average		

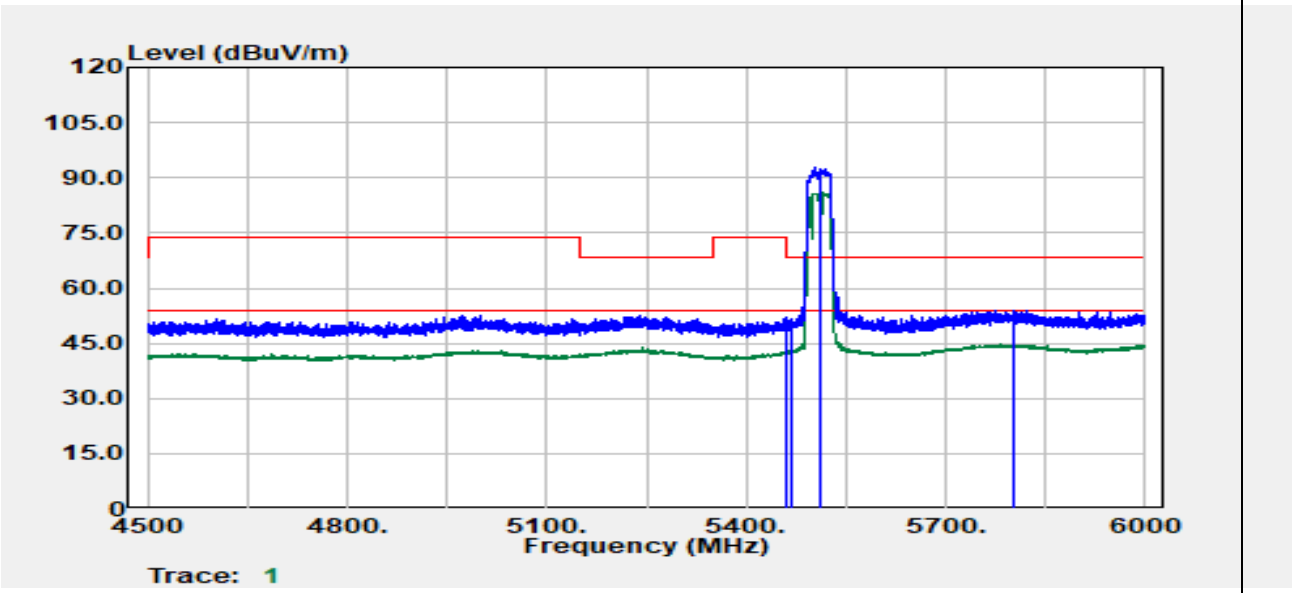

Freq. (MHz)	Detector Mode (PK/QP/AV)	Spectrum Reading Level (dBμV)	Factor (dB)	Actual FS (dBμV/m)	Limit @3m (dBμV/m)	Margin (dB)
5458.91	Peak	39.69	12.41	52.10	74.00	-21.90
5459.66	Average	30.17	12.41	42.58	54.00	-11.42
5469.16	Peak	39.24	12.44	51.68	68.20	-16.52
5510.00	Peak	80.00	12.62	92.62	--	--
5510.00	Average	73.42	12.62	86.05	--	--
5800.72	Peak	39.88	14.16	54.04	68.20	-14.16

This document cannot be reproduced except in full, without prior written approval of the Company. 本報告未經本公司書面許可，不可部份複製。

Test Mode	Mode 1 IEEE 802.11n HT40 / 5670 MHz	Temp/Hum	24.5(℃)/ 57%RH
Test Item	Band Edge	Test Date	June 13, 2023
Polarize	Vertical	Test Engineer	Tony Chao
Detector	Peak & Average		

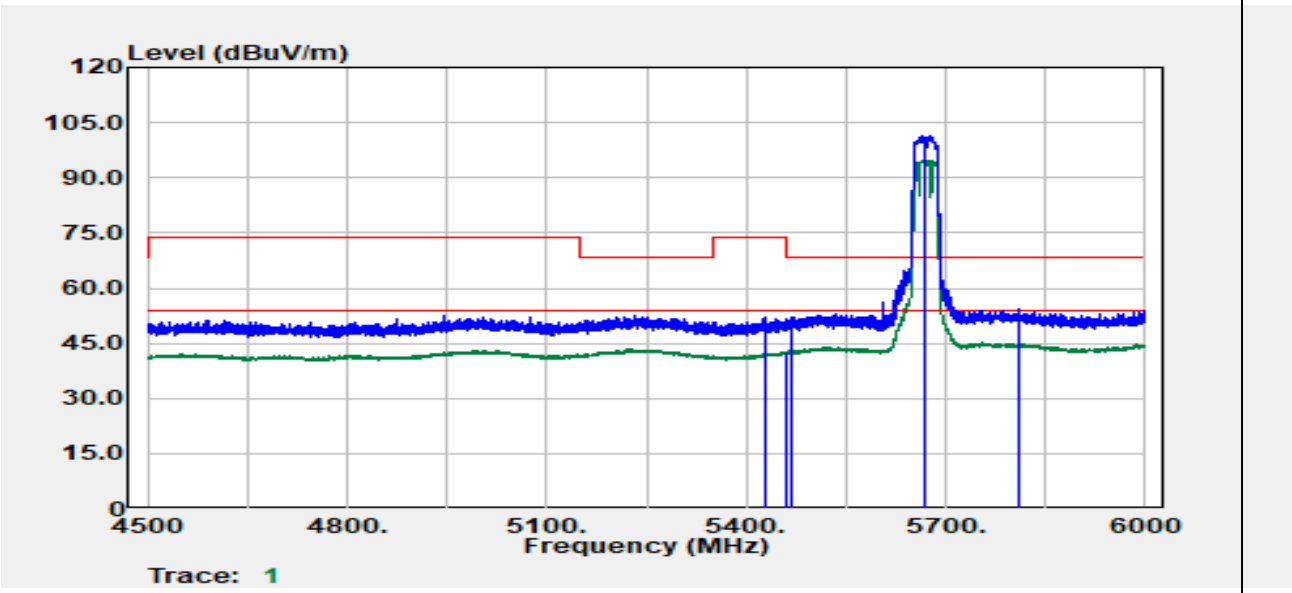

Freq. (MHz)	Detector Mode (PK/QP/AV)	Spectrum Reading Level (dBμV)	Factor (dB)	Actual FS (dBμV/m)	Limit @3m (dBμV/m)	Margin (dB)
5428.16	Peak	39.53	12.35	51.88	74.00	-22.12
5459.16	Average	30.17	12.41	42.58	54.00	-11.42
5466.16	Peak	39.61	12.43	52.04	68.20	-16.16
5670.00	Peak	88.13	13.39	101.52	--	--
5670.00	Average	81.47	13.39	94.86	--	--
5811.47	Peak	40.27	14.13	54.39	68.20	-13.81

This document cannot be reproduced except in full, without prior written approval of the Company. 本報告未經本公司書面許可，不可部份複製。

Test Mode	Mode 1 IEEE 802.11n HT40 / 5670 MHz	Temp/Hum	24.5(℃)/ 57%RH
Test Item	Band Edge	Test Date	June 13, 2023
Polarize	Horizontal	Test Engineer	Tony Chao
Detector	Peak & Average		

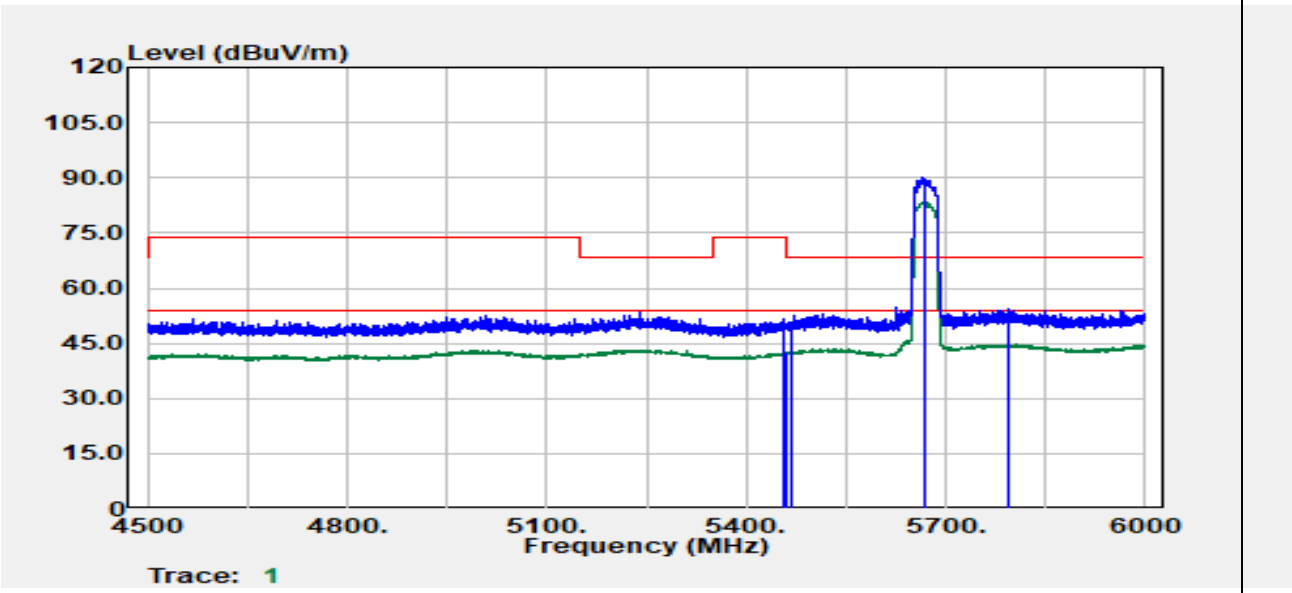

Freq. (MHz)	Detector Mode (PK/QP/AV)	Spectrum Reading Level (dBμV)	Factor (dB)	Actual FS (dBμV/m)	Limit @3m (dBμV/m)	Margin (dB)
5456.41	Peak	39.39	12.40	51.79	74.00	-22.21
5459.66	Average	30.10	12.41	42.51	54.00	-11.49
5466.41	Peak	38.46	12.43	50.89	68.20	-17.31
5670.00	Peak	76.78	13.39	90.17	--	--
5670.00	Average	70.12	13.39	83.51	--	--
5793.22	Peak	40.12	14.11	54.23	68.20	-13.97

This document cannot be reproduced except in full, without prior written approval of the Company. 本報告未經本公司書面許可，不可部份複製。

Test Mode	Mode 1 IEEE 802.11ac VHT80 / 5530 MHz	Temp/Hum	24.5(℃)/ 57%RH
Test Item	Band Edge	Test Date	June 13, 2023
Polarize	Vertical	Test Engineer	Ray Li
Detector	Peak & Average		

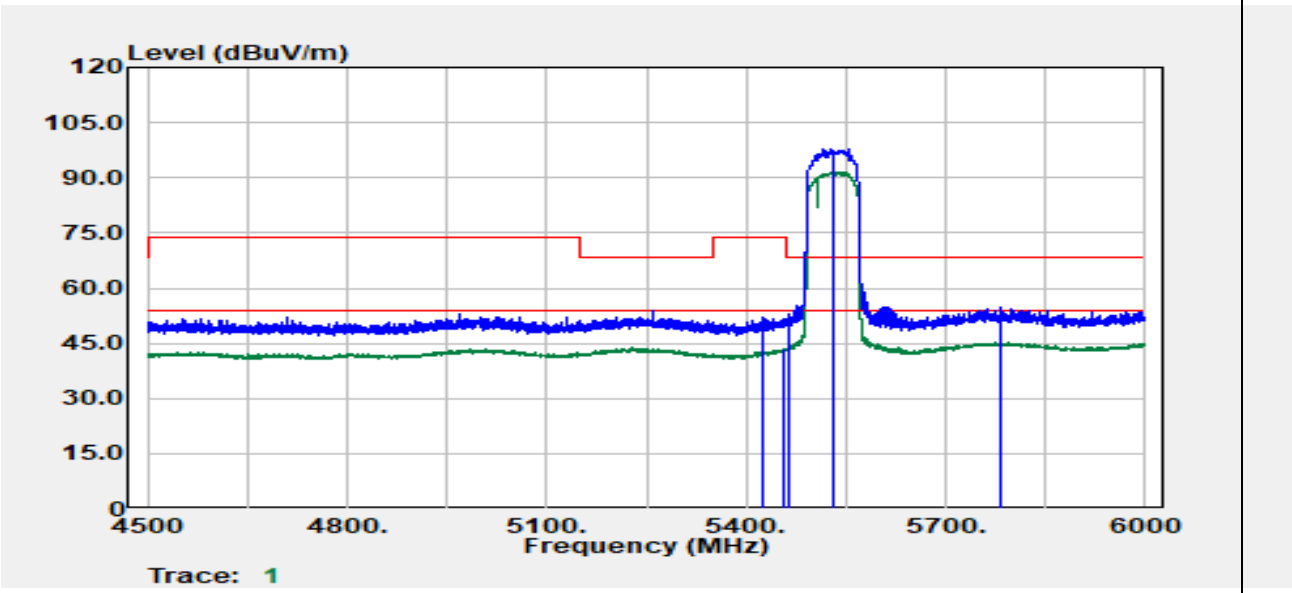

Freq. (MHz)	Detector Mode (PK/QP/AV)	Spectrum Reading Level (dBµV)	Factor (dB)	Actual FS (dBµV/m)	Limit @3m (dBµV/m)	Margin (dB)
5424.00	Peak	39.60	12.35	51.95	74.00	-22.05
5458.20	Average	31.26	12.40	43.67	54.00	-10.33
5465.70	Peak	40.40	12.43	52.83	68.20	-15.37
5530.00	Peak	85.19	12.77	97.95	--	--
5530.00	Average	78.81	12.77	91.58	--	--
5784.00	Peak	40.71	14.05	54.76	68.20	-13.44

This document cannot be reproduced except in full, without prior written approval of the Company. 本報告未經本公司書面許可，不可部份複製。

Test Mode	Mode 1 IEEE 802.11ac VHT80 / 5530 MHz	Temp/Hum	24.5(℃)/ 57%RH
Test Item	Band Edge	Test Date	June 13, 2023
Polarize	Horizontal	Test Engineer	Ray Li
Detector	Peak & Average		

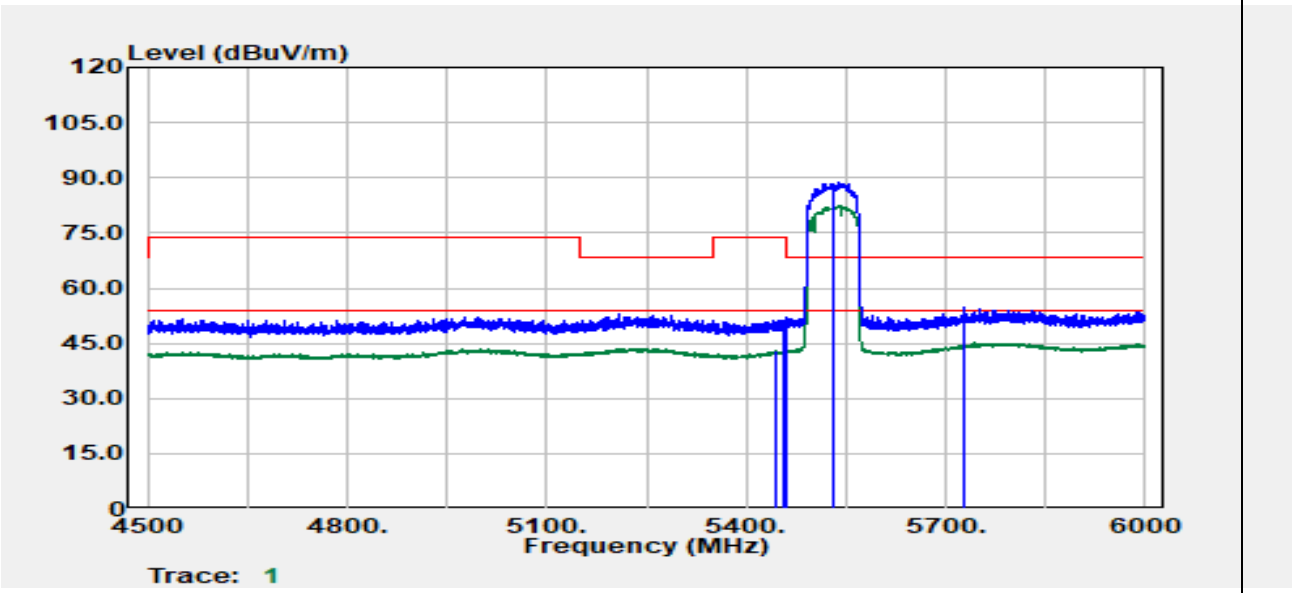

Freq. (MHz)	Detector Mode (PK/QP/AV)	Spectrum Reading Level (dBμV)	Factor (dB)	Actual FS (dBμV/m)	Limit @3m (dBμV/m)	Margin (dB)
5443.20	Average	30.73	12.37	43.10	54.00	-10.90
5458.20	Peak	38.98	12.40	51.39	74.00	-22.61
5460.90	Peak	39.53	12.41	51.94	68.20	-16.26
5530.00	Peak	75.82	12.77	88.59	--	--
5530.00	Average	69.53	12.77	82.30	--	--
5728.80	Peak	40.86	13.71	54.57	68.20	-13.63

This document cannot be reproduced except in full, without prior written approval of the Company. 本報告未經本公司書面許可，不可部份複製。

Test Mode	Mode 1 IEEE 802.11ac VHT80 / 5610 MHz	Temp/Hum	24.5(℃)/ 57%RH
Test Item	Band Edge	Test Date	June 13, 2023
Polarize	Vertical	Test Engineer	Ray Li
Detector	Peak & Average		

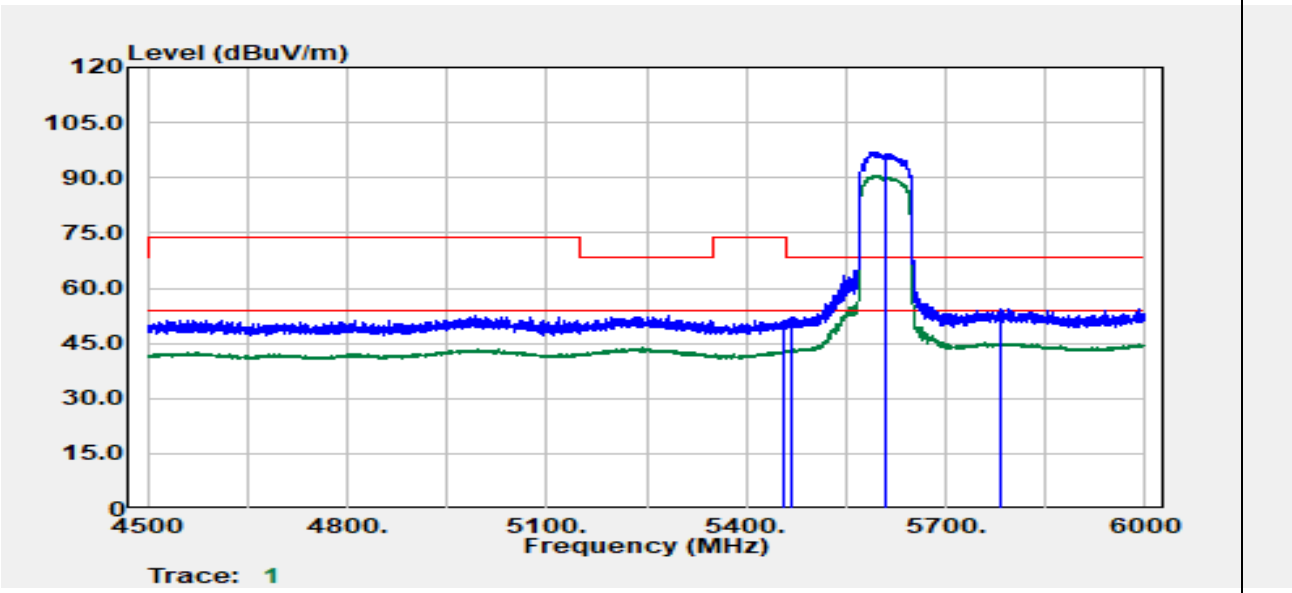

Freq. (MHz)	Detector Mode (PK/QP/AV)	Spectrum Reading Level (dBµV)	Factor (dB)	Actual FS (dBµV/m)	Limit @3m (dBµV/m)	Margin (dB)
5455.20	Peak	38.79	12.39	51.18	74.00	-22.82
5455.50	Average	30.40	12.39	42.80	54.00	-11.20
5466.60	Peak	39.73	12.43	52.17	68.20	-16.03
5610.00	Peak	84.18	12.92	97.10	--	--
5610.00	Average	77.55	12.92	90.47	--	--
5781.60	Peak	40.51	14.03	54.55	68.20	-13.65

This document cannot be reproduced except in full, without prior written approval of the Company. 本報告未經本公司書面許可，不可部份複製。

Test Mode	Mode 1 IEEE 802.11ac VHT80 / 5610 MHz	Temp/Hum	24.5(℃)/ 57%RH
Test Item	Band Edge	Test Date	June 13, 2023
Polarize	Horizontal	Test Engineer	Ray Li
Detector	Peak & Average		

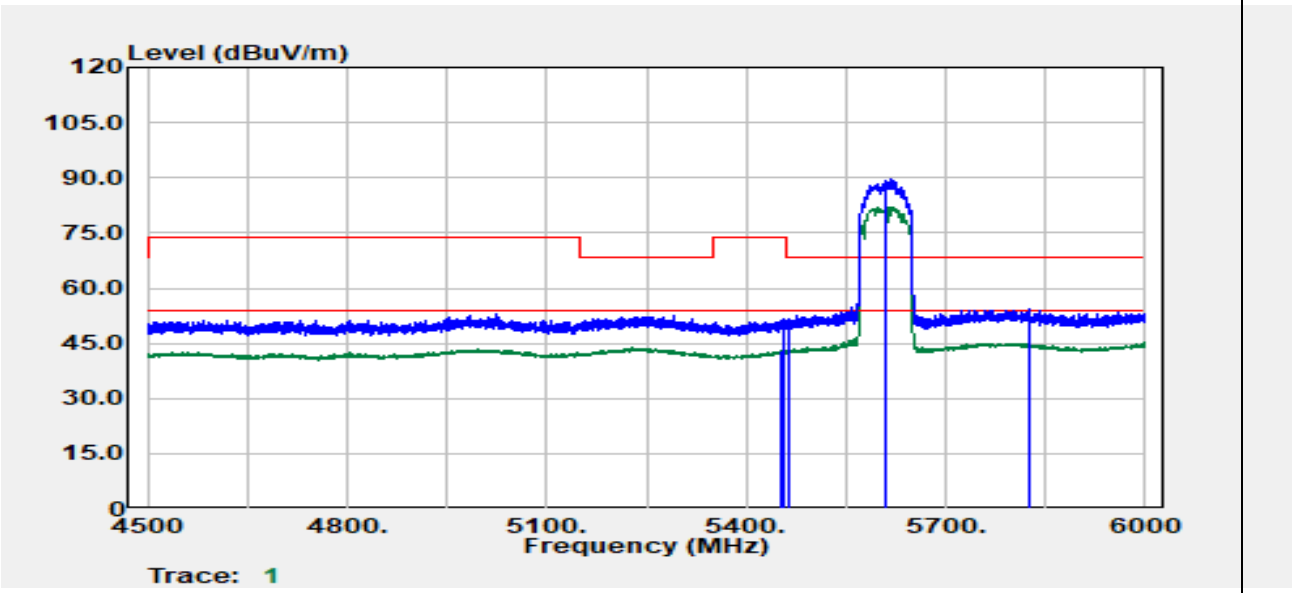

Freq. (MHz)	Detector Mode (PK/QP/AV)	Spectrum Reading Level (dBµV)	Factor (dB)	Actual FS (dBµV/m)	Limit @3m (dBµV/m)	Margin (dB)
5453.70	Average	30.71	12.39	43.10	54.00	-10.90
5455.20	Peak	39.03	12.39	51.42	74.00	-22.58
5463.30	Peak	39.10	12.42	51.52	68.20	-16.68
5610.00	Peak	76.90	12.92	89.82	--	--
5610.00	Average	69.20	12.92	82.12	--	--
5825.40	Peak	40.12	14.09	54.21	68.20	-13.99

This document cannot be reproduced except in full, without prior written approval of the Company. 本報告未經本公司書面許可，不可部份複製。

Test Data for UNII-3

Test Mode	Mode 1 IEEE 802.11a / 5745 MHz	Temp/Hum	24.5(℃)/ 57%RH
Test Item	Band Edge	Test Date	June 13, 2023
Polarize	Vertical	Test Engineer	Tony Chao
Detector	Peak & Average		

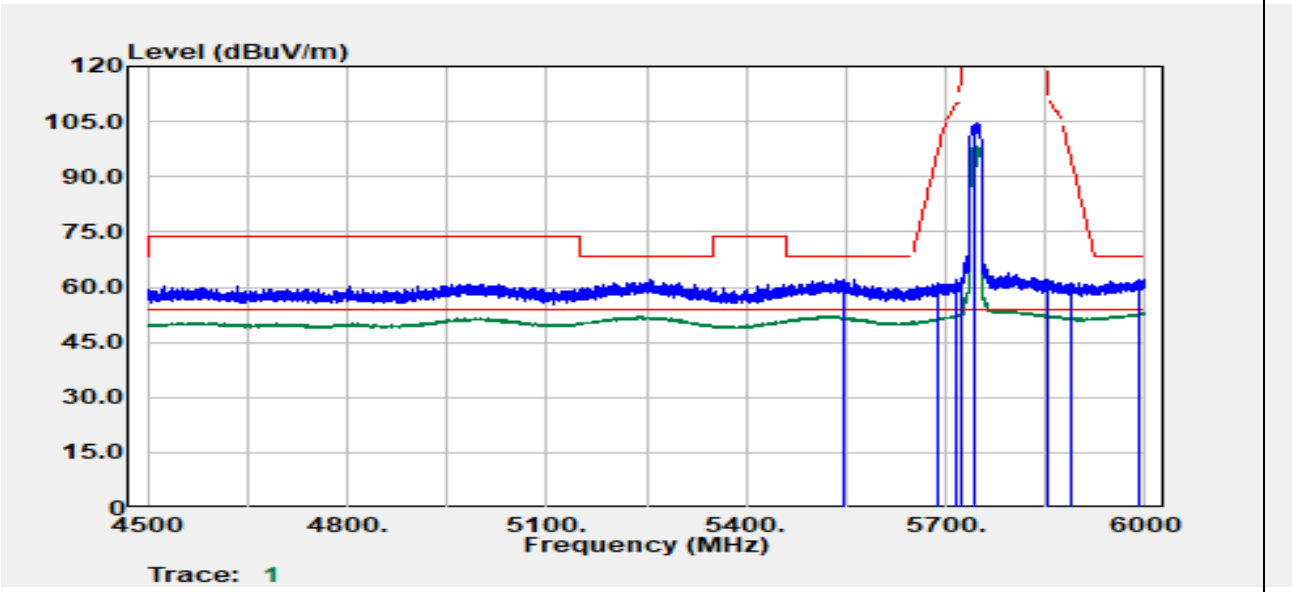

Freq. (MHz)	Detector Mode (PK/QP/AV)	Spectrum Reading Level (dBµV)	Factor (dB)	Actual FS (dBµV/m)	Limit @3m (dBµV/m)	Margin (dB)
5548.18	Peak	49.36	12.90	62.26	68.20	-5.94
5687.70	Peak	47.62	13.49	61.12	96.13	-35.01
5717.20	Peak	48.20	13.65	61.85	110.02	-48.17
5723.95	Peak	48.84	13.68	62.52	119.82	-57.29
5745.00	Peak	90.61	13.79	104.41	--	--
5745.00	Average	84.55	13.79	98.34	--	--
5854.98	Peak	47.96	14.02	61.98	110.85	-48.88
5854.98	Peak	47.96	14.02	61.98	110.86	-48.88
5889.48	Peak	47.17	14.03	61.20	94.45	-33.25
5989.25	Peak	47.92	14.15	62.07	68.20	-6.13

This document cannot be reproduced except in full, without prior written approval of the Company. 本報告未經本公司書面許可，不可部份複製。

Test Mode	Mode 1 IEEE 802.11a / 5745 MHz	Temp/Hum	24.5(℃)/ 57%RH
Test Item	Band Edge	Test Date	June 13, 2023
Polarize	Horizontal	Test Engineer	Tony Chao
Detector	Peak & Average		

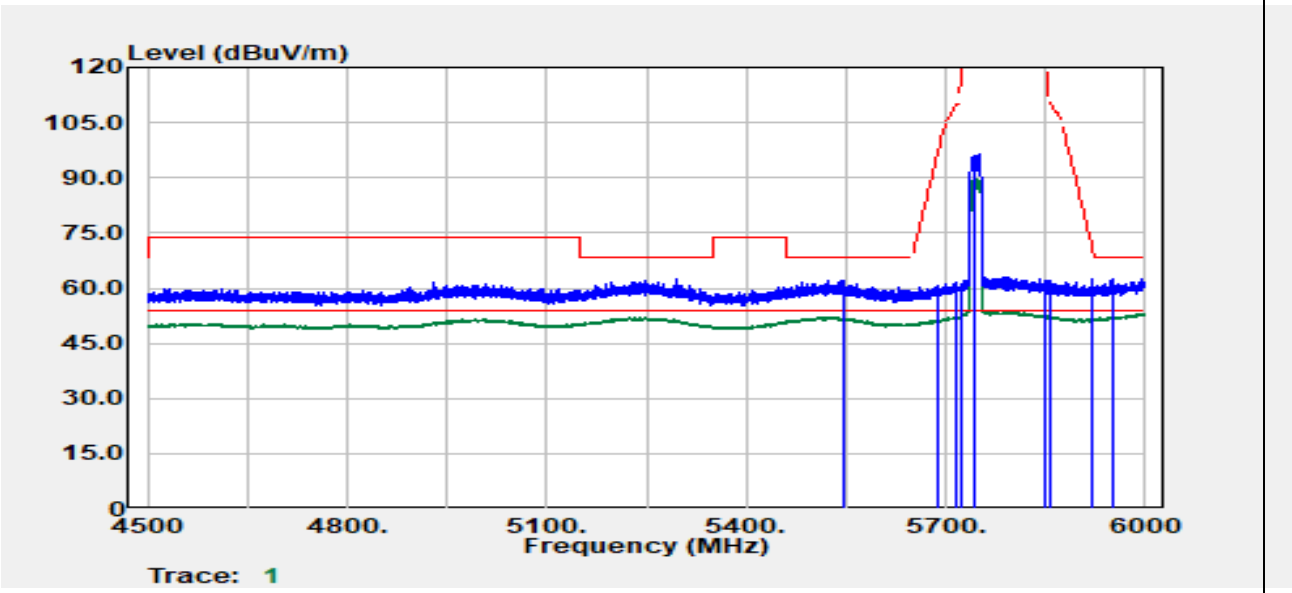

Freq. (MHz)	Detector Mode (PK/QP/AV)	Spectrum Reading Level (dBμV)	Factor (dB)	Actual FS (dBμV/m)	Limit @3m (dBμV/m)	Margin (dB)
5548.43	Peak	49.18	12.90	62.08	68.20	-6.12
5687.70	Peak	47.03	13.49	60.53	96.13	-35.60
5716.45	Peak	48.13	13.65	61.77	109.81	-48.04
5724.70	Peak	47.17	13.69	60.85	121.53	-60.67
5745.00	Peak	82.64	13.79	96.43	--	--
5745.00	Average	75.89	13.79	89.69	--	--
5850.48	Peak	47.98	14.02	62.00	121.12	-59.11
5855.73	Peak	48.09	14.02	62.11	110.60	-48.48
5918.49	Peak	48.35	14.08	62.43	73.00	-10.58
5949.99	Peak	48.50	14.16	62.66	68.20	-5.54

This document cannot be reproduced except in full, without prior written approval of the Company. 本報告未經本公司書面許可，不可部份複製。

Test Mode	Mode 1 IEEE 802.11a / 5825 MHz	Temp/Hum	23.7(℃)/ 59%RH
Test Item	Band Edge	Test Date	June 12, 2023
Polarize	Vertical	Test Engineer	Ray Li
Detector	Peak & Average		

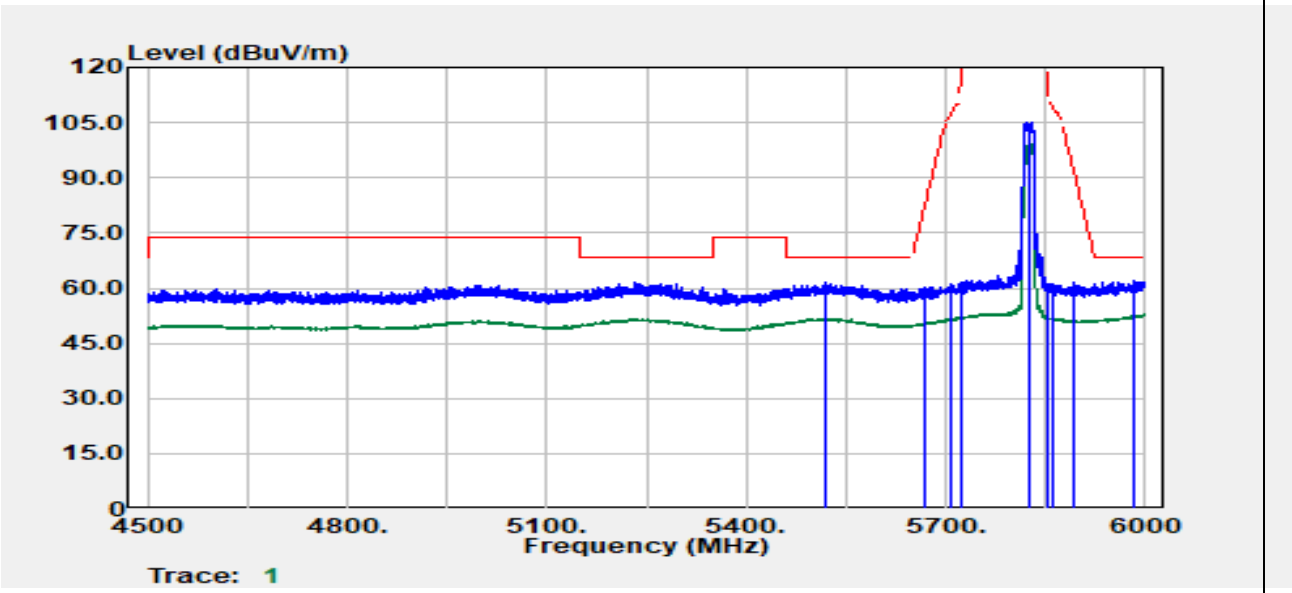

Freq. (MHz)	Detector Mode (PK/QP/AV)	Spectrum Reading Level (dBμV)	Factor (dB)	Actual FS (dBμV/m)	Limit @3m (dBμV/m)	Margin (dB)
5520.90	Peak	49.09	12.70	61.80	68.20	-6.40
5670.00	Peak	47.02	13.39	60.41	83.04	-22.63
5706.30	Peak	47.49	13.59	61.08	106.97	-45.88
5724.00	Peak	47.74	13.68	61.43	119.92	-58.49
5825.00	Peak	91.13	14.09	105.22	--	--
5825.00	Average	84.93	14.09	99.02	--	--
5852.10	Peak	47.22	14.02	61.24	117.41	-56.17
5859.30	Peak	47.33	14.02	61.35	109.59	-48.24
5894.40	Peak	47.53	14.03	61.56	90.81	-29.25
5981.40	Peak	47.73	14.15	61.89	68.20	-6.31

This document cannot be reproduced except in full, without prior written approval of the Company. 本報告未經本公司書面許可，不可部份複製。

Test Mode	Mode 1 IEEE 802.11a / 5825 MHz	Temp/Hum	23.7(℃)/ 59%RH
Test Item	Band Edge	Test Date	June 12, 2023
Polarize	Horizontal	Test Engineer	Ray Li
Detector	Peak & Average		

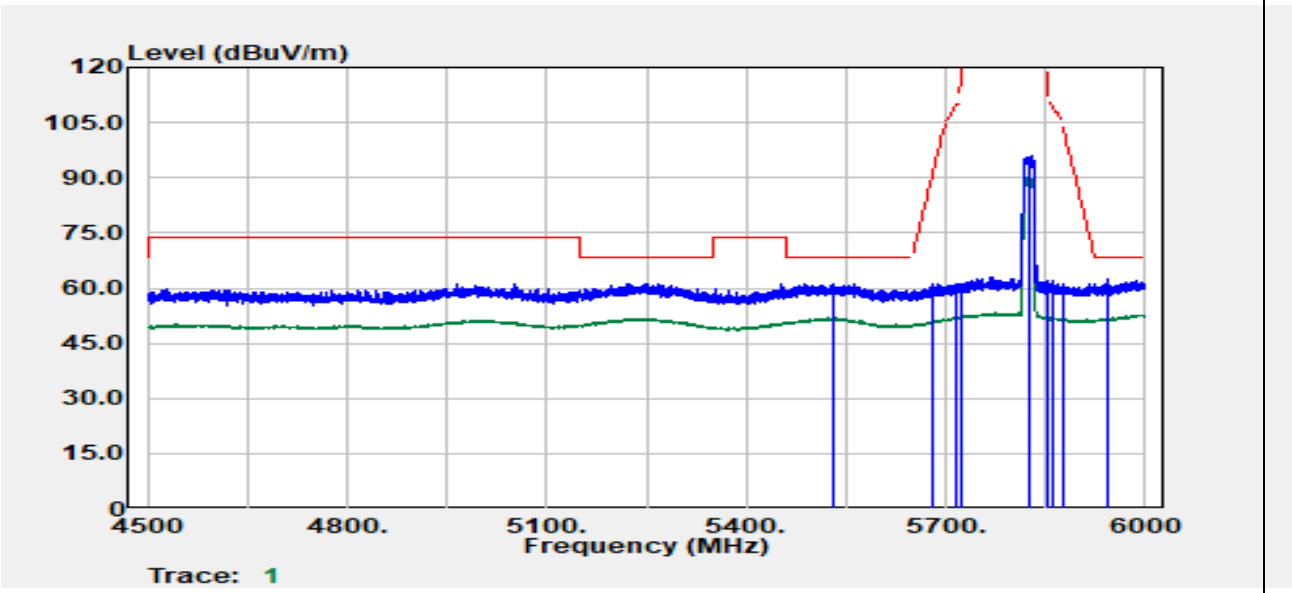

Freq. (MHz)	Detector Mode (PK/QP/AV)	Spectrum Reading Level (dBμV)	Factor (dB)	Actual FS (dBμV/m)	Limit @3m (dBμV/m)	Margin (dB)
5532.90	Peak	48.36	12.79	61.15	68.20	-7.05
5680.20	Peak	47.72	13.45	61.17	90.59	-29.41
5717.40	Peak	47.57	13.65	61.22	110.07	-48.85
5723.10	Peak	47.28	13.68	60.96	117.87	-56.91
5825.00	Peak	81.96	14.09	96.05	--	--
5825.00	Average	75.95	14.09	90.04	--	--
5851.50	Peak	48.01	14.02	62.03	118.78	-56.75
5862.90	Peak	47.95	14.02	61.97	108.59	-46.62
5878.50	Peak	47.09	14.03	61.11	102.60	-41.49
5944.20	Peak	48.37	14.14	62.51	68.20	-5.69

This document cannot be reproduced except in full, without prior written approval of the Company. 本報告未經本公司書面許可，不可部份複製。

Test Mode	Mode 1 IEEE 802.11n HT20 / 5745 MHz	Temp/Hum	24.5(℃)/ 57%RH
Test Item	Band Edge	Test Date	June 13, 2023
Polarize	Vertical	Test Engineer	Tony Chao
Detector	Peak & Average		

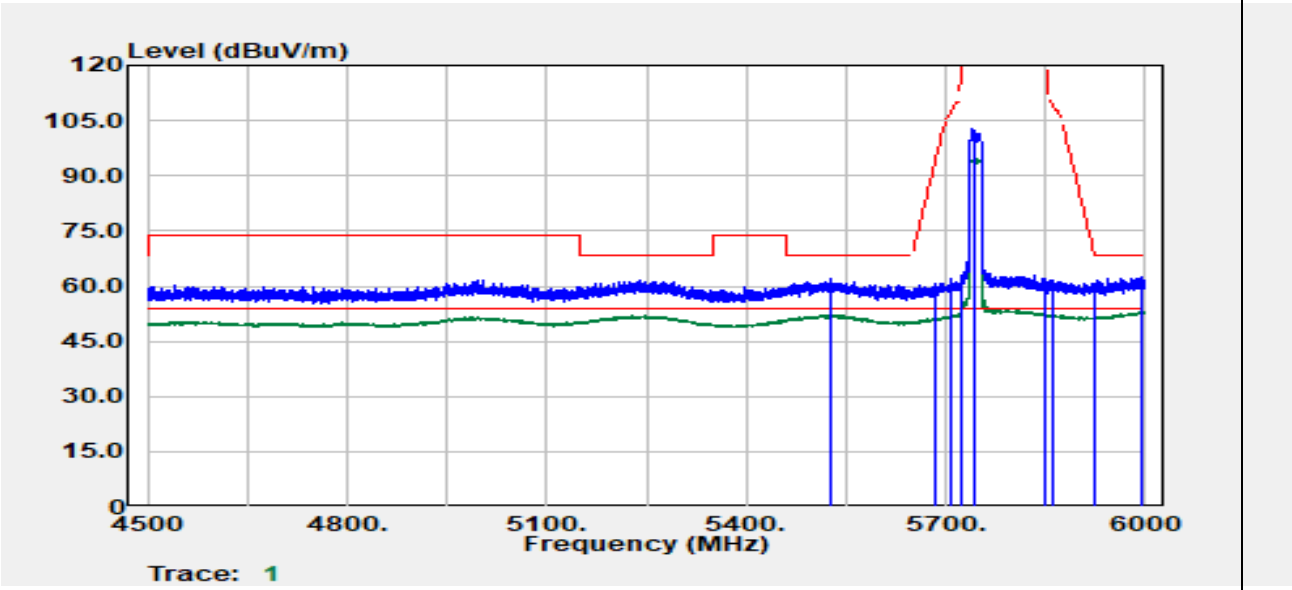

Freq. (MHz)	Detector Mode (PK/QP/AV)	Spectrum Reading Level (dBμV)	Factor (dB)	Actual FS (dBμV/m)	Limit @3m (dBμV/m)	Margin (dB)
5525.67	Peak	49.35	12.74	62.09	68.20	-6.11
5683.70	Peak	47.36	13.47	60.83	93.17	-32.35
5706.20	Peak	48.46	13.59	62.05	106.94	-44.89
5722.95	Peak	48.32	13.68	62.00	117.54	-55.53
5745.00	Peak	88.81	13.79	102.60	--	--
5745.00	Average	80.95	13.79	94.74	--	--
5850.00	Peak	47.65	14.02	61.67	122.20	-60.53
5859.23	Peak	47.70	14.02	61.72	109.62	-47.90
5922.24	Peak	46.67	14.09	60.76	70.24	-9.47
5993.75	Peak	48.25	14.15	62.40	68.20	-5.80

This document cannot be reproduced except in full, without prior written approval of the Company. 本報告未經本公司書面許可，不可部份複製。

Test Mode	Mode 1 IEEE 802.11n HT20 / 5745 MHz	Temp/Hum	24.5(℃)/ 57%RH
Test Item	Band Edge	Test Date	June 13, 2023
Polarize	Horizontal	Test Engineer	Tony Chao
Detector	Peak & Average		

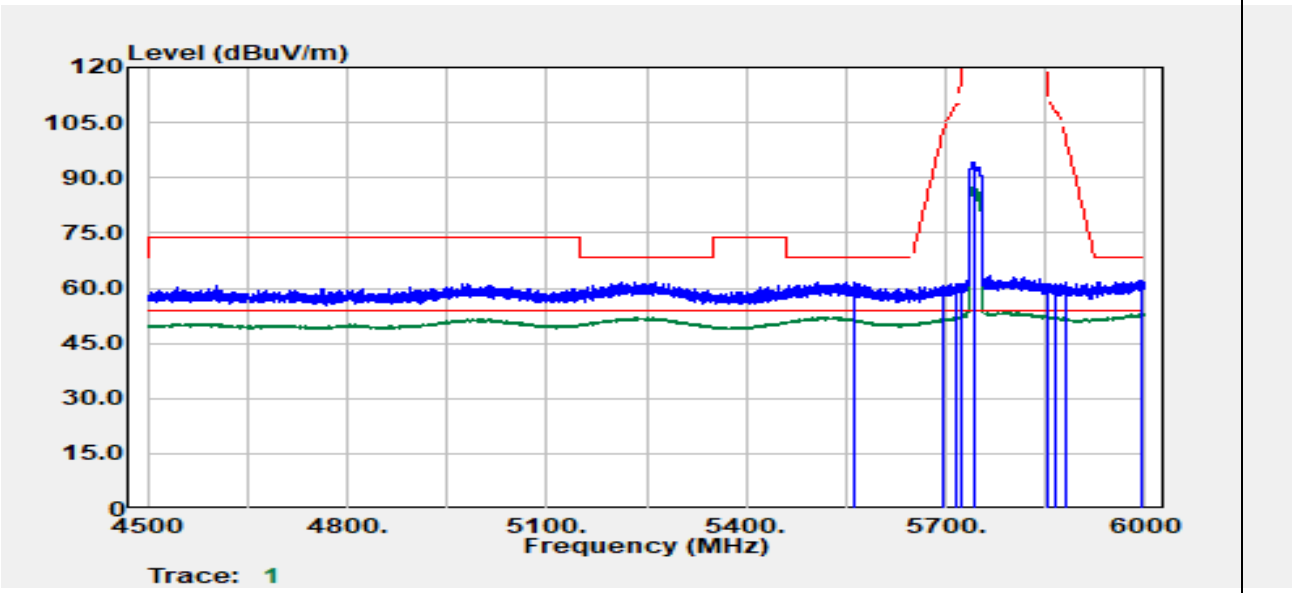

Freq. (MHz)	Detector Mode (PK/QP/AV)	Spectrum Reading Level (dBμV)	Factor (dB)	Actual FS (dBμV/m)	Limit @3m (dBμV/m)	Margin (dB)
5562.18	Peak	48.78	12.89	61.67	68.20	-6.53
5695.45	Peak	46.93	13.53	60.47	101.85	-41.38
5715.70	Peak	47.61	13.64	61.25	109.60	-48.35
5724.70	Peak	47.28	13.69	60.97	121.53	-60.56
5745.00	Peak	80.44	13.79	94.23	--	--
5745.00	Average	73.73	13.79	87.53	--	--
5853.73	Peak	47.03	14.02	61.05	113.70	-52.66
5863.98	Peak	47.28	14.02	61.30	108.28	-46.99
5879.73	Peak	47.37	14.03	61.39	101.69	-40.29
5995.50	Peak	47.99	14.15	62.14	68.20	-6.06

This document cannot be reproduced except in full, without prior written approval of the Company. 本報告未經本公司書面許可，不可部份複製。

Test Mode	Mode 1 IEEE 802.11n HT20 / 5825 MHz	Temp/Hum	24.5(℃)/ 57%RH
Test Item	Band Edge	Test Date	June 13, 2023
Polarize	Vertical	Test Engineer	Tony Chao
Detector	Peak & Average		

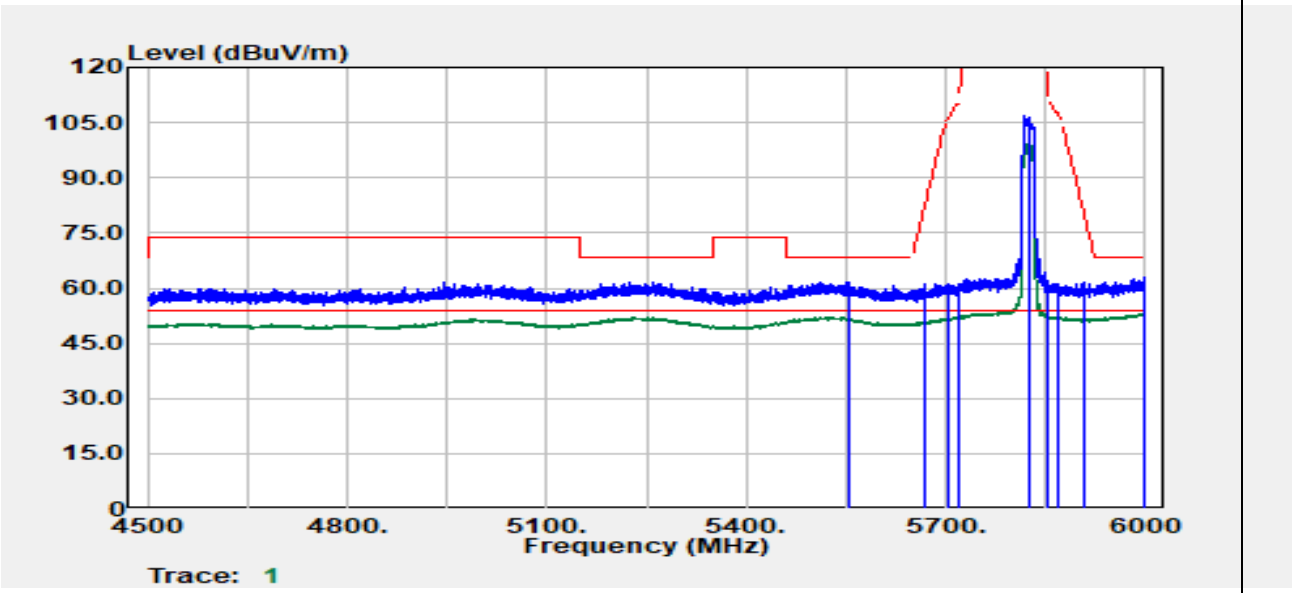

Freq. (MHz)	Detector Mode (PK/QP/AV)	Spectrum Reading Level (dBμV)	Factor (dB)	Actual FS (dBμV/m)	Limit @3m (dBμV/m)	Margin (dB)
5553.18	Peak	48.88	12.91	61.79	68.20	-6.41
5667.95	Peak	47.88	13.38	61.26	81.52	-20.25
5703.70	Peak	47.76	13.58	61.34	106.24	-44.90
5720.70	Peak	47.60	13.67	61.27	112.41	-51.13
5825.00	Peak	92.61	14.09	106.70	--	--
5825.00	Average	85.03	14.09	99.12	--	--
5854.48	Peak	48.23	14.02	62.25	111.99	-49.74
5867.98	Peak	47.17	14.02	61.20	107.16	-45.97
5908.74	Peak	47.31	14.05	61.36	80.20	-18.84
5996.75	Peak	48.75	14.15	62.90	68.20	-5.30

This document cannot be reproduced except in full, without prior written approval of the Company. 本報告未經本公司書面許可，不可部份複製。

Test Mode	Mode 1 IEEE 802.11n HT20 / 5825 MHz	Temp/Hum	24.5(℃)/ 57%RH
Test Item	Band Edge	Test Date	June 13, 2023
Polarize	Horizontal	Test Engineer	Tony Chao
Detector	Peak & Average		

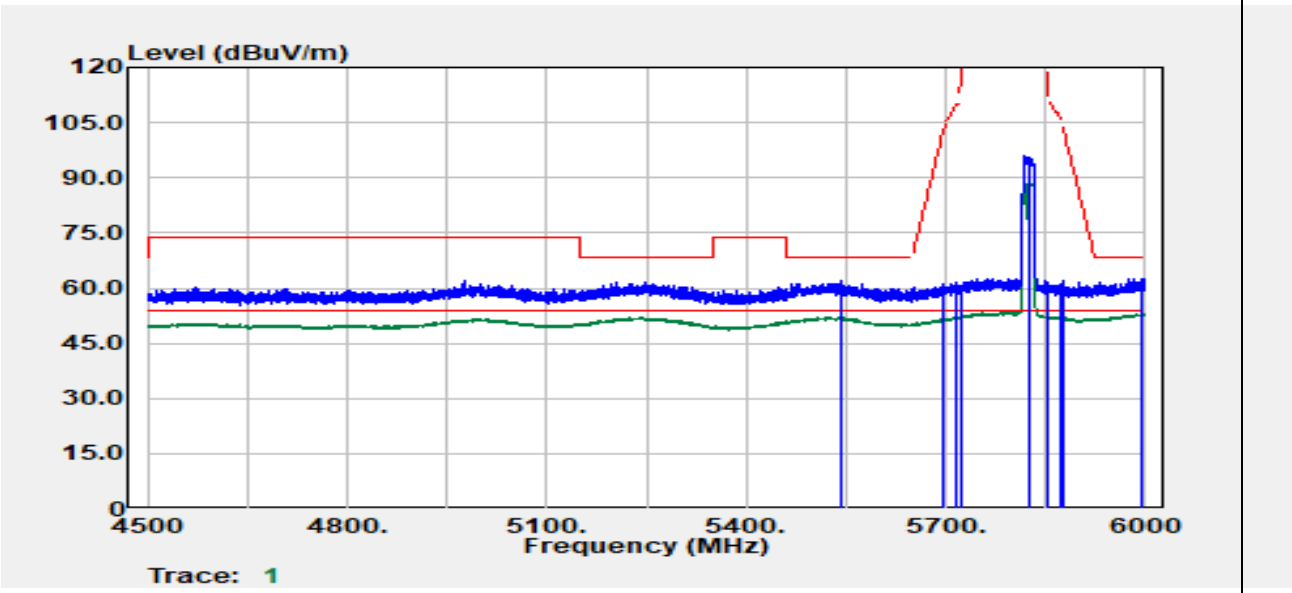

Freq. (MHz)	Detector Mode (PK/QP/AV)	Spectrum Reading Level (dBμV)	Factor (dB)	Actual FS (dBμV/m)	Limit @3m (dBμV/m)	Margin (dB)
5540.92	Peak	49.22	12.85	62.07	68.20	-6.13
5695.45	Peak	47.38	13.53	60.92	101.85	-40.93
5716.95	Peak	47.78	13.65	61.43	109.95	-48.52
5722.70	Peak	47.03	13.68	60.71	116.97	-56.26
5825.00	Peak	81.88	14.09	95.97	--	--
5825.00	Average	74.61	14.09	88.70	--	--
5852.48	Peak	47.45	14.02	61.47	116.55	-55.09
5873.48	Peak	47.22	14.02	61.25	105.63	-44.38
5877.73	Peak	47.88	14.03	61.91	103.17	-41.26
5995.00	Peak	48.35	14.15	62.50	68.20	-5.70

This document cannot be reproduced except in full, without prior written approval of the Company. 本報告未經本公司書面許可，不可部份複製。

Test Mode	Mode 1 IEEE 802.11n HT40 / 5755 MHz	Temp/Hum	24.5(℃)/ 57%RH
Test Item	Band Edge	Test Date	June 13, 2023
Polarize	Vertical	Test Engineer	Tony Chao
Detector	Peak & Average		

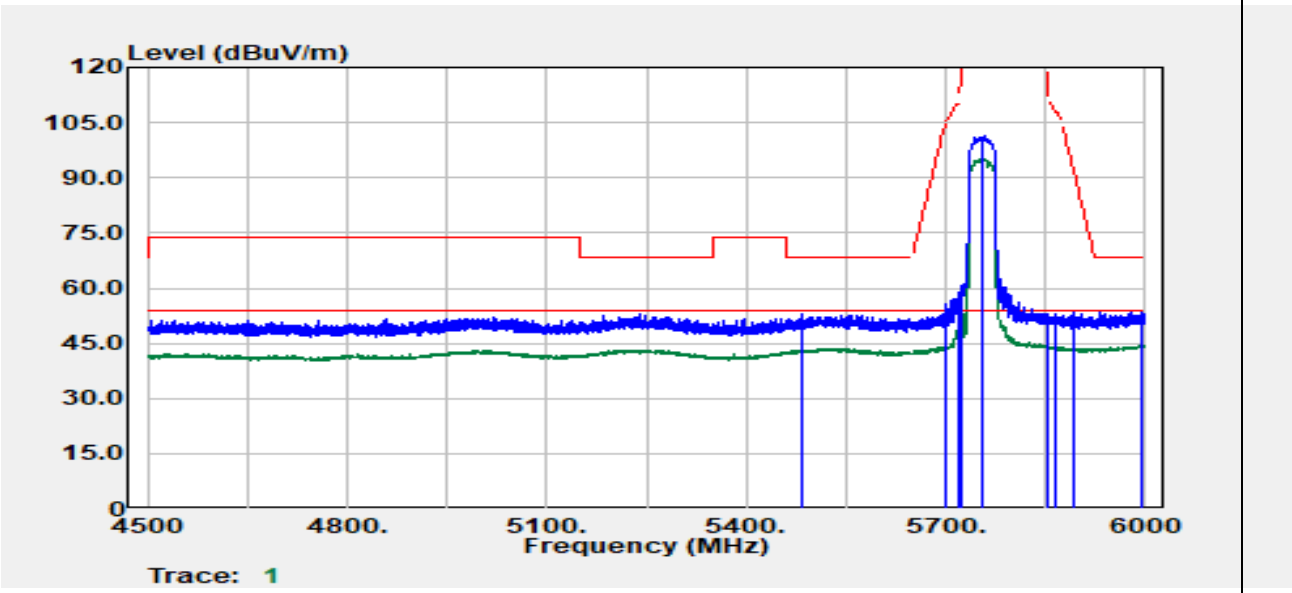

Freq. (MHz)	Detector Mode (PK/QP/AV)	Spectrum Reading Level (dBμV)	Factor (dB)	Actual FS (dBμV/m)	Limit @3m (dBμV/m)	Margin (dB)
5484.16	Peak	40.29	12.49	52.79	68.20	-15.41
5699.95	Peak	40.61	13.56	54.17	105.16	-50.99
5718.95	Peak	44.74	13.66	58.40	110.51	-52.11
5723.20	Peak	46.56	13.68	60.24	118.11	-57.87
5755.00	Peak	87.77	13.85	101.62	--	--
5755.00	Average	81.16	13.85	95.01	--	--
5853.48	Peak	38.84	14.02	52.86	114.27	-61.41
5864.98	Peak	39.08	14.02	53.10	108.00	-54.90
5892.23	Peak	39.45	14.03	53.48	92.41	-38.93
5994.75	Peak	39.47	14.15	53.62	68.20	-14.58

This document cannot be reproduced except in full, without prior written approval of the Company. 本報告未經本公司書面許可，不可部份複製。

Test Mode	Mode 1 IEEE 802.11n HT40 / 5755 MHz	Temp/Hum	24.5(℃)/ 57%RH
Test Item	Band Edge	Test Date	June 13, 2023
Polarize	Horizontal	Test Engineer	Tony Chao
Detector	Peak & Average		

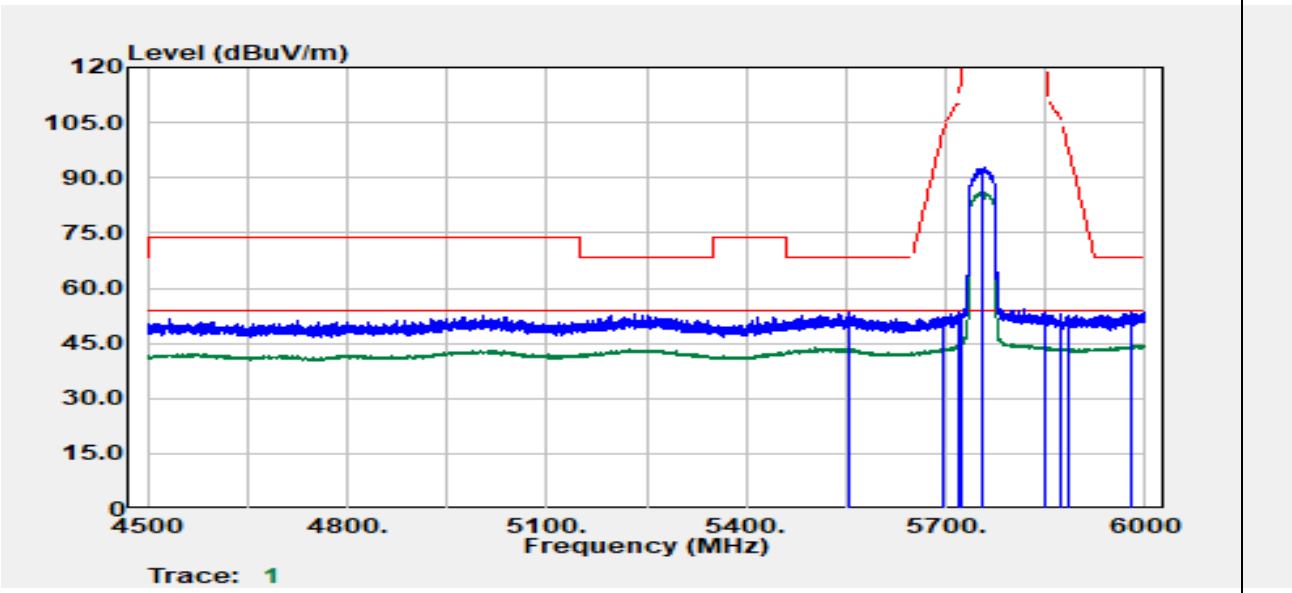

Freq. (MHz)	Detector Mode (PK/QP/AV)	Spectrum Reading Level (dBμV)	Factor (dB)	Actual FS (dBμV/m)	Limit @3m (dBμV/m)	Margin (dB)
5553.68	Peak	40.48	12.91	53.39	68.20	-14.81
5696.45	Peak	38.62	13.54	52.16	102.58	-50.42
5717.95	Peak	39.66	13.65	53.31	110.23	-56.92
5721.95	Peak	39.42	13.67	53.09	115.26	-62.16
5755.00	Peak	78.94	13.85	92.79	--	--
5755.00	Average	72.23	13.85	86.08	--	--
5850.98	Peak	38.67	14.02	52.69	119.98	-67.29
5874.48	Peak	38.91	14.02	52.94	105.35	-52.41
5883.48	Peak	38.38	14.03	52.41	98.90	-46.49
5980.00	Peak	39.48	14.15	53.63	68.20	-14.57

This document cannot be reproduced except in full, without prior written approval of the Company. 本報告未經本公司書面許可，不可部份複製。

Test Mode	Mode 1 IEEE 802.11n HT40 / 5795 MHz	Temp/Hum	24.5(℃)/ 57%RH
Test Item	Band Edge	Test Date	June 13, 2023
Polarize	Vertical	Test Engineer	Tony Chao
Detector	Peak & Average		

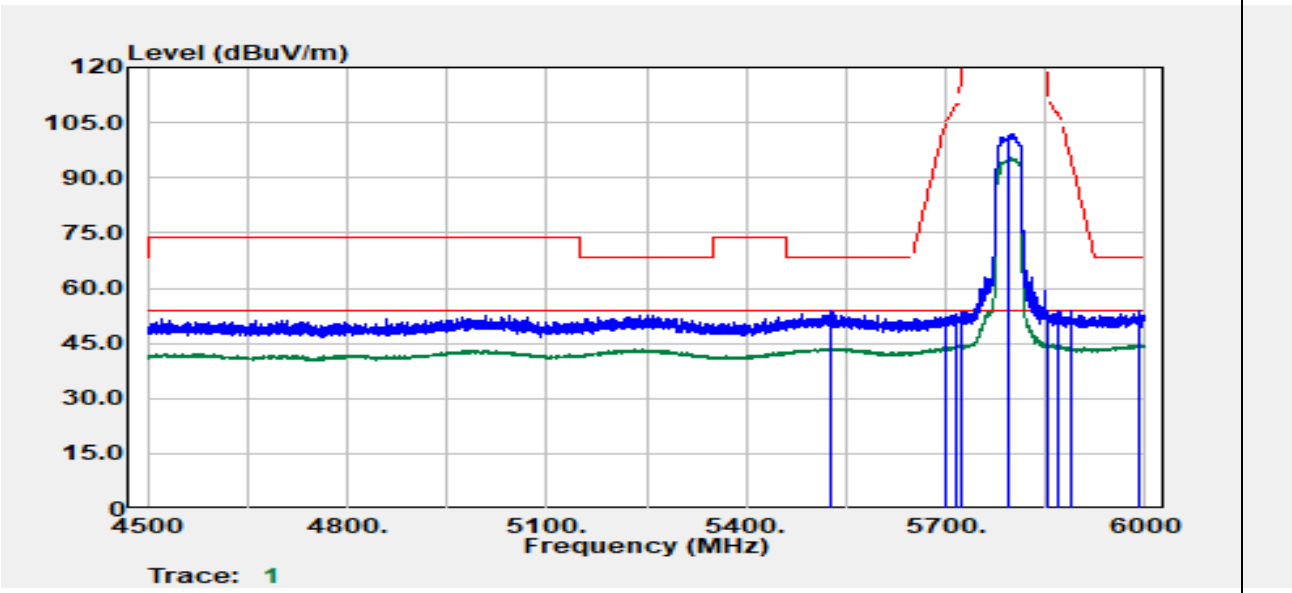

Freq. (MHz)	Detector Mode (PK/QP/AV)	Spectrum Reading Level (dBμV)	Factor (dB)	Actual FS (dBμV/m)	Limit @3m (dBμV/m)	Margin (dB)
5525.17	Peak	40.94	12.73	53.67	68.20	-14.53
5698.70	Peak	38.71	13.55	52.27	104.24	-51.98
5717.45	Peak	39.26	13.65	52.91	110.09	-57.17
5723.45	Peak	39.96	13.68	53.64	118.68	-65.04
5795.00	Peak	87.95	14.13	102.07	--	--
5795.00	Average	81.29	14.13	95.42	--	--
5851.48	Peak	40.04	14.02	54.06	118.84	-64.77
5867.73	Peak	39.90	14.02	53.93	107.23	-53.31
5888.98	Peak	39.90	14.03	53.93	94.82	-40.89
5989.25	Peak	39.94	14.15	54.09	68.20	-14.11

This document cannot be reproduced except in full, without prior written approval of the Company. 本報告未經本公司書面許可，不可部份複製。

Test Mode	Mode 1 IEEE 802.11n HT40 / 5795 MHz	Temp/Hum	24.5(℃)/ 57%RH
Test Item	Band Edge	Test Date	June 13, 2023
Polarize	Horizontal	Test Engineer	Tony Chao
Detector	Peak & Average		

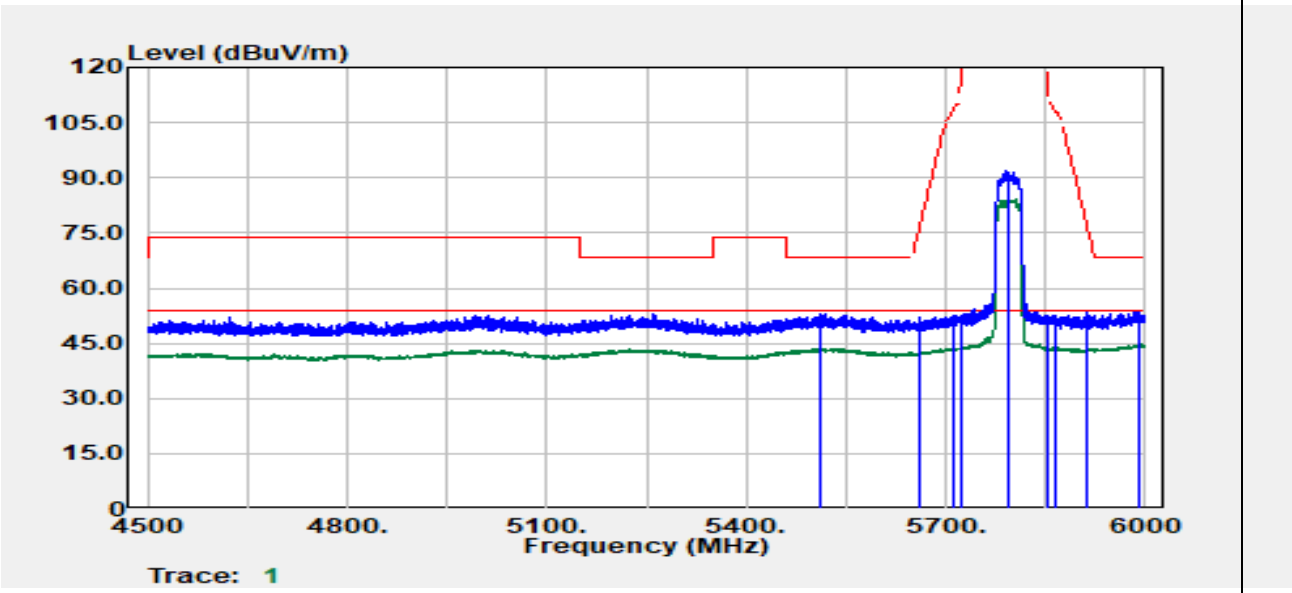

Freq. (MHz)	Detector Mode (PK/QP/AV)	Spectrum Reading Level (dBμV)	Factor (dB)	Actual FS (dBμV/m)	Limit @3m (dBμV/m)	Margin (dB)
5511.42	Peak	40.30	12.63	52.94	68.20	-15.26
5659.44	Peak	38.77	13.33	52.10	75.21	-23.11
5712.95	Peak	39.01	13.63	52.63	108.83	-56.19
5723.95	Peak	38.89	13.68	52.58	119.82	-67.24
5795.00	Peak	77.62	14.13	91.74	--	--
5795.00	Average	69.90	14.13	84.02	--	--
5851.73	Peak	38.35	14.02	52.37	118.27	-65.90
5866.48	Peak	38.54	14.02	52.57	107.58	-55.02
5913.49	Peak	39.29	14.07	53.36	76.69	-23.34
5991.00	Peak	39.43	14.15	53.58	68.20	-14.62

This document cannot be reproduced except in full, without prior written approval of the Company. 本報告未經本公司書面許可，不可部份複製。

Test Mode	Mode 1 IEEE 802.11ac VHT80 / 5775 MHz	Temp/Hum	24.5(℃)/ 57%RH
Test Item	Band Edge	Test Date	June 13, 2023
Polarize	Vertical	Test Engineer	Ray Li
Detector	Peak & Average		

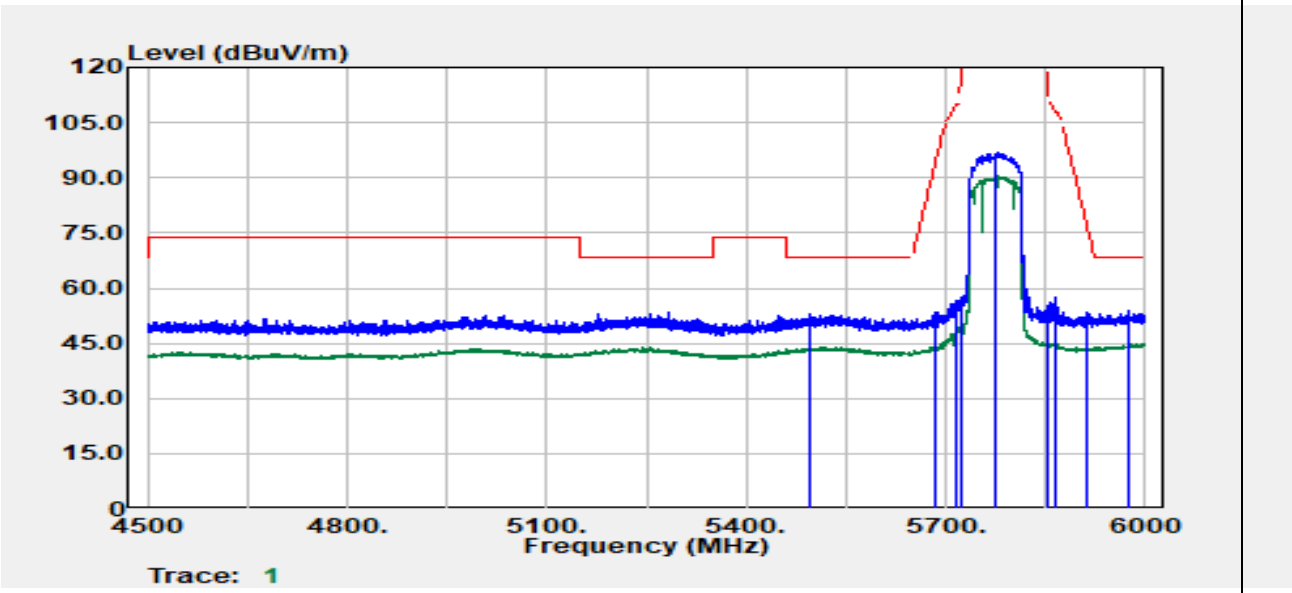

Freq. (MHz)	Detector Mode (PK/QP/AV)	Spectrum Reading Level (dBμV)	Factor (dB)	Actual FS (dBμV/m)	Limit @3m (dBμV/m)	Margin (dB)
5496.60	Peak	40.43	12.54	52.97	68.20	-15.23
5685.60	Peak	39.94	13.48	53.42	94.58	-41.16
5713.80	Peak	42.81	13.63	56.45	109.07	-52.62
5724.90	Peak	43.66	13.69	57.35	121.97	-64.62
5775.00	Peak	82.73	13.99	96.72	--	--
5775.00	Average	76.40	13.99	90.39	--	--
5853.00	Peak	40.75	14.02	54.77	115.36	-60.58
5864.10	Peak	43.54	14.02	57.56	108.25	-50.69
5913.60	Peak	39.39	14.07	53.45	76.61	-23.15
5976.00	Peak	39.73	14.15	53.89	68.20	-14.31

This document cannot be reproduced except in full, without prior written approval of the Company. 本報告未經本公司書面許可，不可部份複製。

Test Mode	Mode 1 IEEE 802.11ac VHT80 / 5775 MHz	Temp/Hum	24.5(℃)/ 57%RH
Test Item	Band Edge	Test Date	June 13, 2023
Polarize	Horizontal	Test Engineer	Ray Li
Detector	Peak & Average		

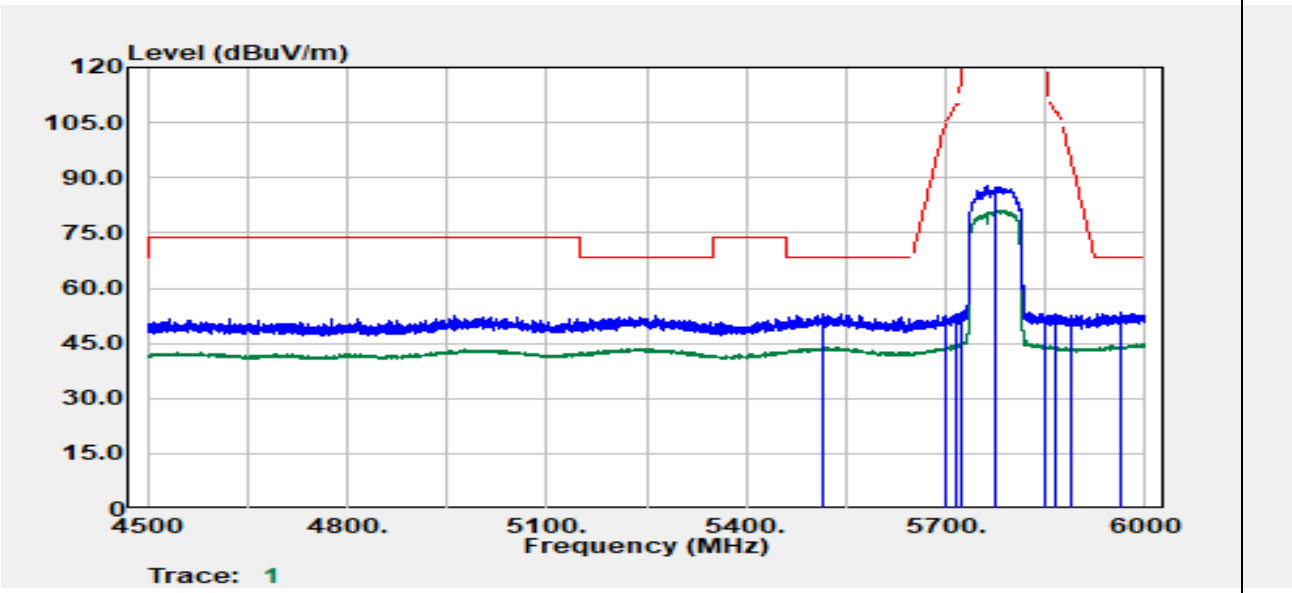

Freq. (MHz)	Detector Mode (PK/QP/AV)	Spectrum Reading Level (dBμV)	Factor (dB)	Actual FS (dBμV/m)	Limit @3m (dBμV/m)	Margin (dB)
5513.70	Peak	40.48	12.65	53.13	68.20	-15.07
5699.40	Peak	39.03	13.56	52.58	104.76	-52.18
5714.10	Peak	39.21	13.63	52.84	109.15	-56.31
5724.90	Peak	39.96	13.69	53.65	121.97	-68.32
5775.00	Peak	73.83	13.99	87.82	--	--
5775.00	Average	67.21	13.99	81.20	--	--
5850.90	Peak	38.27	14.02	52.29	120.15	-67.86
5865.90	Peak	38.98	14.02	53.00	107.75	-54.75
5887.80	Peak	38.58	14.03	52.61	95.70	-43.09
5964.00	Peak	39.06	14.16	53.22	68.20	-14.98

This document cannot be reproduced except in full, without prior written approval of the Company. 本報告未經本公司書面許可，不可部份複製。

Test Data for UNII-1

Test Mode	Mode 2 IEEE 802.11a / 5180 MHz	Temp/Hum	24.5(℃)/ 57%RH
Test Item	Band Edge	Test Date	June 16, 2023
Polarize	Vertical	Test Engineer	Ray Li
Detector	Peak & Average		

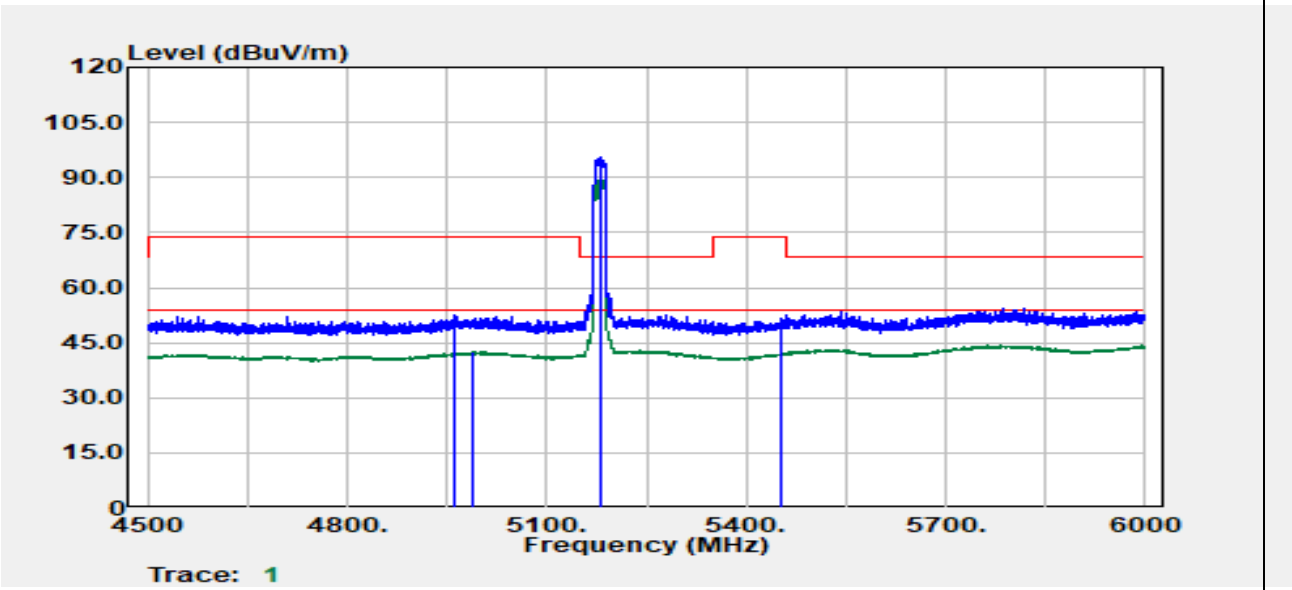

Freq. (MHz)	Detector Mode (PK/QP/AV)	Spectrum Reading Level (dBμV)	Factor (dB)	Actual FS (dBμV/m)	Limit @3m (dBμV/m)	Margin (dB)
4961.10	Peak	41.32	11.26	52.57	74.00	-21.43
4989.90	Average	30.91	11.52	42.43	54.00	-11.57
5180.00	Peak	83.27	12.10	95.37	--	--
5180.00	Average	77.23	12.10	89.33	--	--
5452.50	Peak	39.20	12.38	51.58	74.00	-22.42
5454.30	Average	29.80	12.39	42.19	54.00	-11.81

This document cannot be reproduced except in full, without prior written approval of the Company. 本報告未經本公司書面許可，不可部份複製。

Test Mode	Mode 2 IEEE 802.11a / 5180 MHz	Temp/Hum	24.5(℃)/ 57%RH
Test Item	Band Edge	Test Date	June 16, 2023
Polarize	Horizontal	Test Engineer	Ray Li
Detector	Peak & Average		

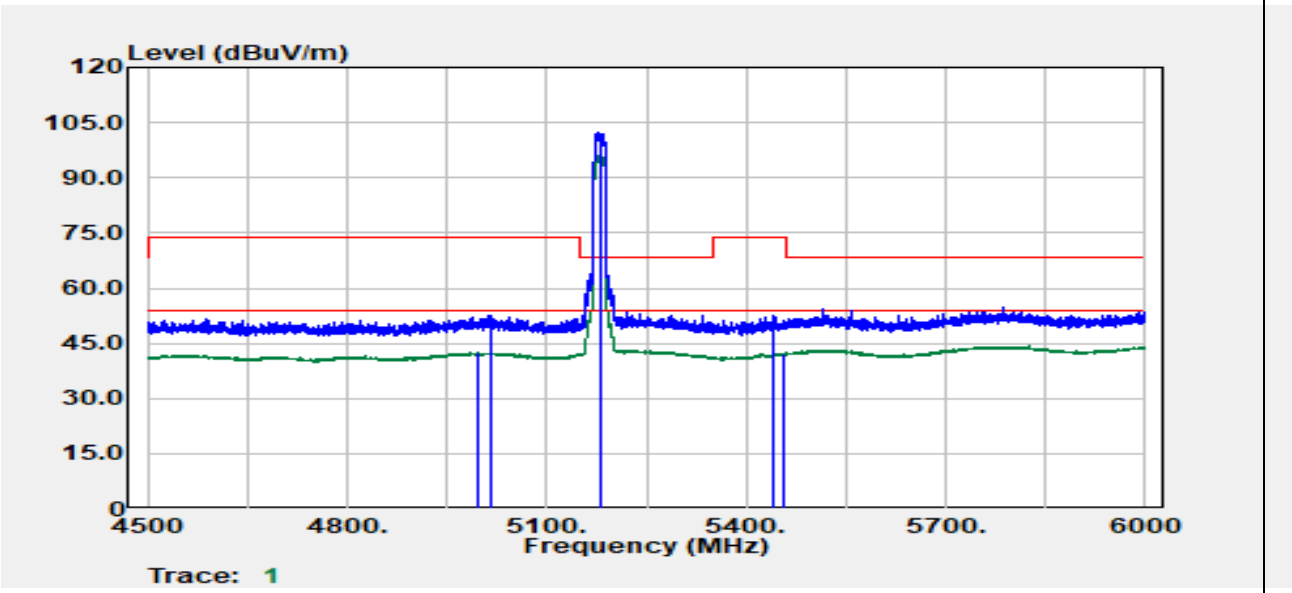

Freq. (MHz)	Detector Mode (PK/QP/AV)	Spectrum Reading Level (dBμV)	Factor (dB)	Actual FS (dBμV/m)	Limit @3m (dBμV/m)	Margin (dB)
4995.60	Average	30.95	11.57	42.52	54.00	-11.48
5015.40	Peak	40.90	11.71	52.62	74.00	-21.38
5180.00	Peak	90.05	12.10	102.15	--	--
5180.00	Average	83.91	12.10	96.01	--	--
5439.00	Peak	39.99	12.36	52.35	74.00	-21.65
5458.20	Average	29.89	12.40	42.29	54.00	-11.71

This document cannot be reproduced except in full, without prior written approval of the Company. 本報告未經本公司書面許可，不可部份複製。

Test Mode	Mode 2 IEEE 802.11n HT20 / 5180 MHz	Temp/Hum	24.5(℃)/ 57%RH
Test Item	Band Edge	Test Date	June 16, 2023
Polarize	Vertical	Test Engineer	Ray Li
Detector	Peak & Average		

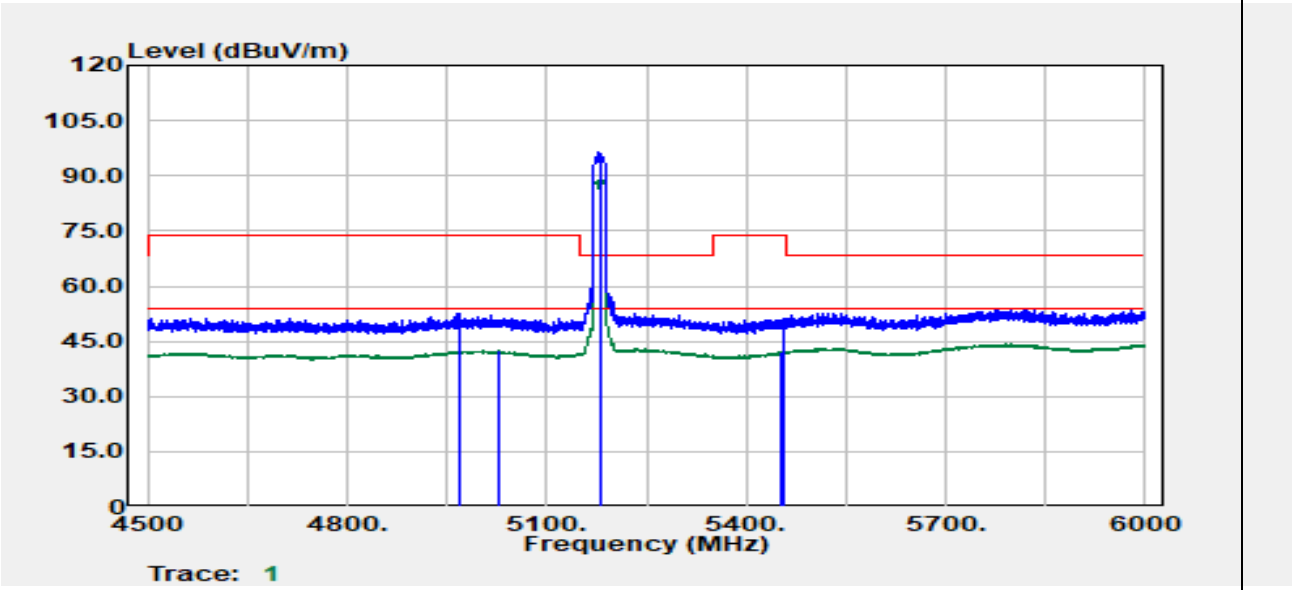

Freq. (MHz)	Detector Mode (PK/QP/AV)	Spectrum Reading Level (dBμV)	Factor (dB)	Actual FS (dBμV/m)	Limit @3m (dBμV/m)	Margin (dB)
4970.70	Peak	41.13	11.34	52.47	74.00	-21.53
5027.40	Average	30.68	11.80	42.48	54.00	-11.52
5180.00	Peak	84.30	12.10	96.40	--	--
5180.00	Average	76.87	12.10	88.97	--	--
5454.00	Average	29.70	12.39	42.08	54.00	-11.92
5456.40	Peak	38.78	12.40	51.18	74.00	-22.82

This document cannot be reproduced except in full, without prior written approval of the Company. 本報告未經本公司書面許可，不可部份複製。

Test Mode	Mode 2 IEEE 802.11n HT20 / 5180 MHz	Temp/Hum	24.5(℃)/ 57%RH
Test Item	Band Edge	Test Date	June 16, 2023
Polarize	Horizontal	Test Engineer	Ray Li
Detector	Peak & Average		

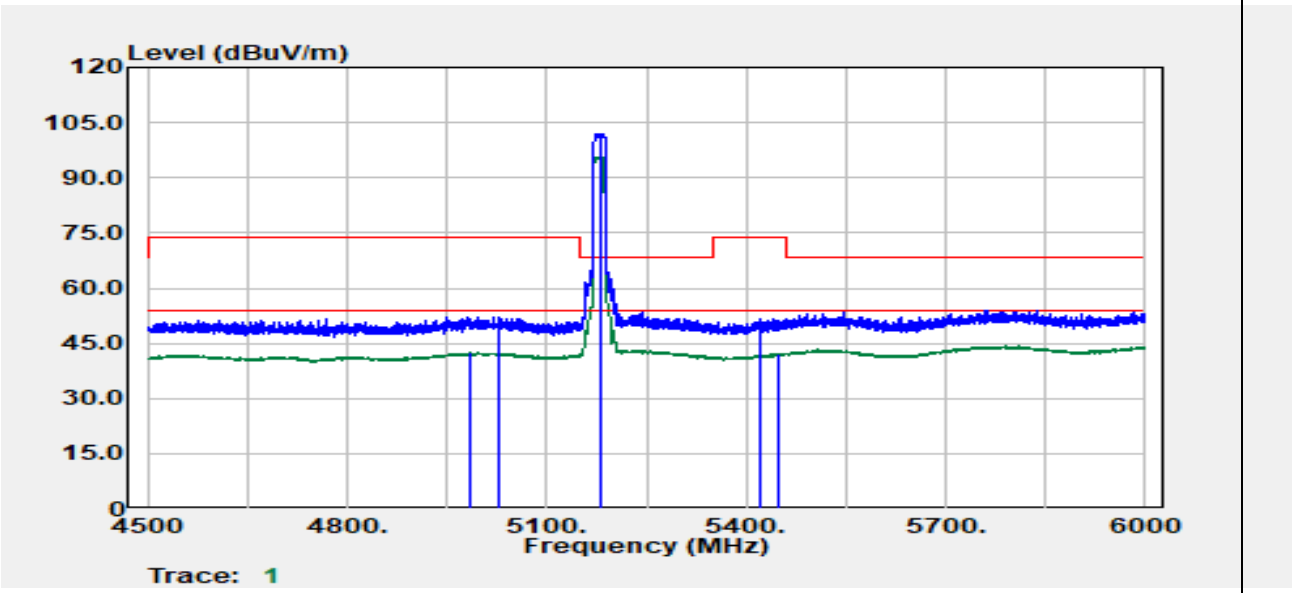

Freq. (MHz)	Detector Mode (PK/QP/AV)	Spectrum Reading Level (dBµV)	Factor (dB)	Actual FS (dBµV/m)	Limit @3m (dBµV/m)	Margin (dB)
4985.40	Average	30.95	11.48	42.42	54.00	-11.58
5026.80	Peak	40.30	11.79	52.09	74.00	-21.91
5180.00	Peak	89.98	12.10	102.08	--	--
5180.00	Average	83.69	12.10	95.79	--	--
5421.30	Peak	39.46	12.34	51.80	74.00	-22.20
5449.20	Average	29.95	12.37	42.33	54.00	-11.67

This document cannot be reproduced except in full, without prior written approval of the Company. 本報告未經本公司書面許可，不可部份複製。

Test Mode	Mode 2 IEEE 802.11n HT40 / 5190 MHz	Temp/Hum	23.6(℃)/ 59%RH
Test Item	Band Edge	Test Date	June 15, 2023
Polarize	Vertical	Test Engineer	Ray Li
Detector	Peak & Average		

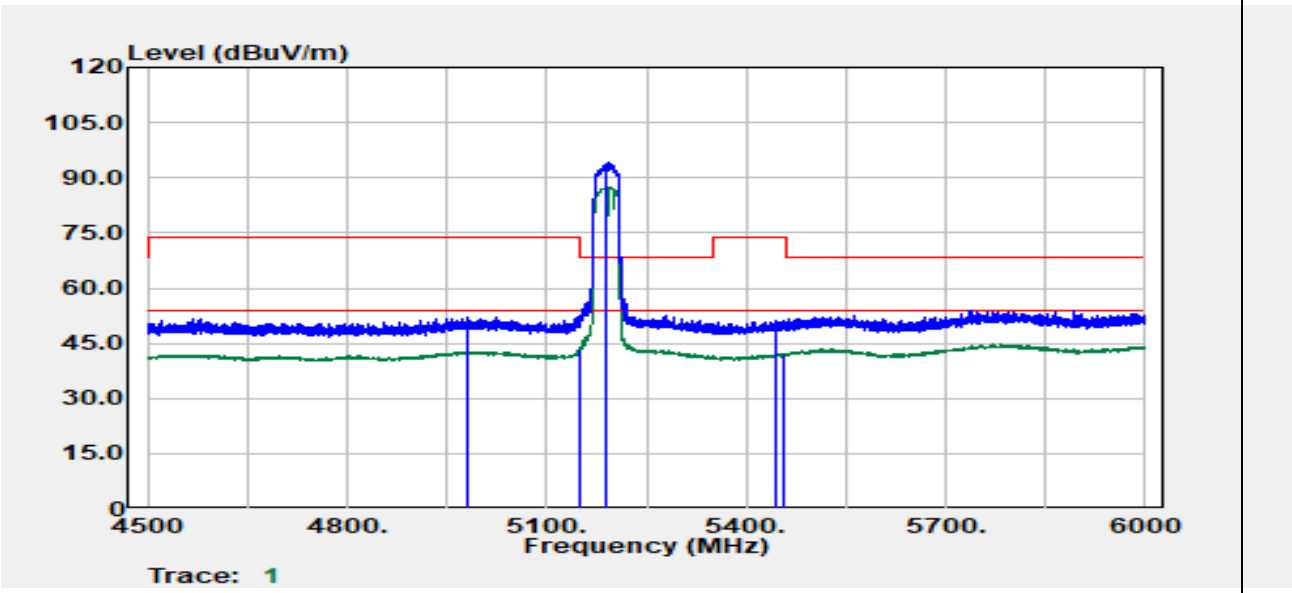

Freq. (MHz)	Detector Mode (PK/QP/AV)	Spectrum Reading Level (dBμV)	Factor (dB)	Actual FS (dBμV/m)	Limit @3m (dBμV/m)	Margin (dB)
4981.20	Peak	40.79	11.44	52.23	74.00	-21.77
5149.80	Average	31.46	12.16	43.62	54.00	-10.38
5190.00	Peak	81.96	12.08	94.04	--	--
5190.00	Average	75.44	12.08	87.52	--	--
5444.70	Peak	38.87	12.37	51.24	74.00	-22.76
5457.90	Average	29.93	12.40	42.33	54.00	-11.67

This document cannot be reproduced except in full, without prior written approval of the Company. 本報告未經本公司書面許可，不可部份複製。

Test Mode	Mode 2 IEEE 802.11n HT40 / 5190 MHz	Temp/Hum	23.6(℃)/ 59%RH
Test Item	Band Edge	Test Date	June 15, 2023
Polarize	Horizontal	Test Engineer	Ray Li
Detector	Peak & Average		

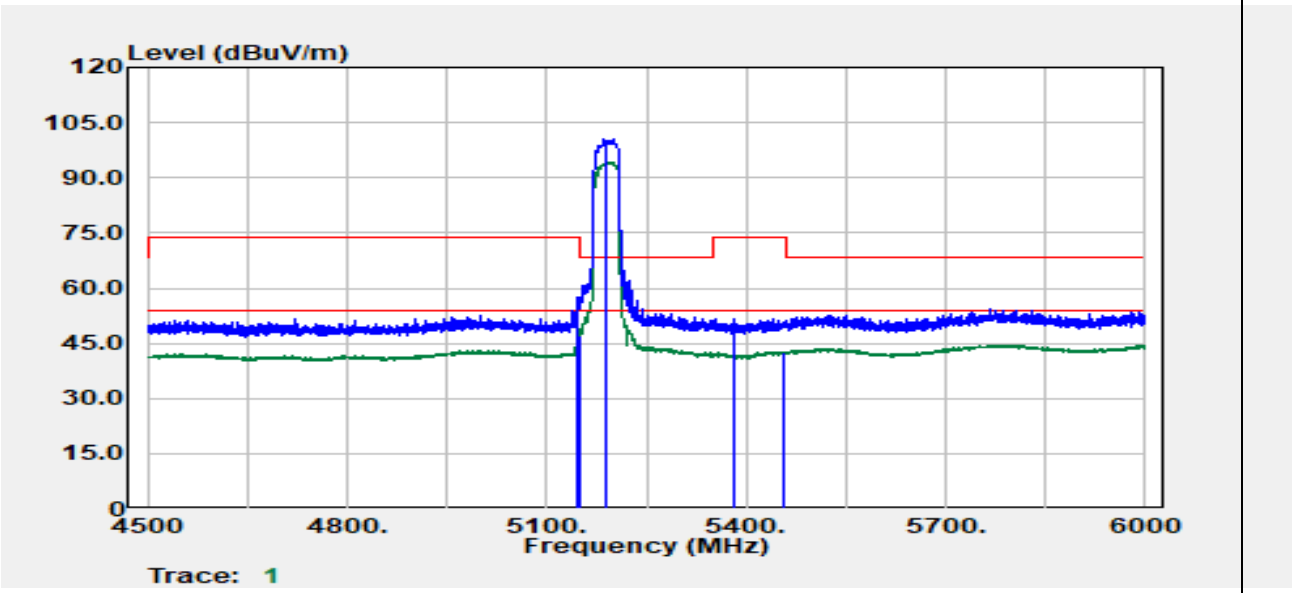

Freq. (MHz)	Detector Mode (PK/QP/AV)	Spectrum Reading Level (dBµV)	Factor (dB)	Actual FS (dBµV/m)	Limit @3m (dBµV/m)	Margin (dB)
5146.80	Peak	45.54	12.15	57.69	74.00	-16.31
5149.80	Average	35.13	12.16	47.29	54.00	-6.71
5190.00	Peak	88.36	12.08	100.44	--	--
5190.00	Average	82.19	12.08	94.27	--	--
5381.40	Peak	39.26	12.25	51.51	74.00	-22.49
5455.50	Average	30.34	12.39	42.73	54.00	-11.27

This document cannot be reproduced except in full, without prior written approval of the Company. 本報告未經本公司書面許可，不可部份複製。

Test Mode	Mode 2 IEEE 802.11ac VHT80 / 5210 MHz	Temp/Hum	23.6(℃)/ 59%RH
Test Item	Band Edge	Test Date	June 15, 2023
Polarize	Vertical	Test Engineer	Ray Li
Detector	Peak & Average		

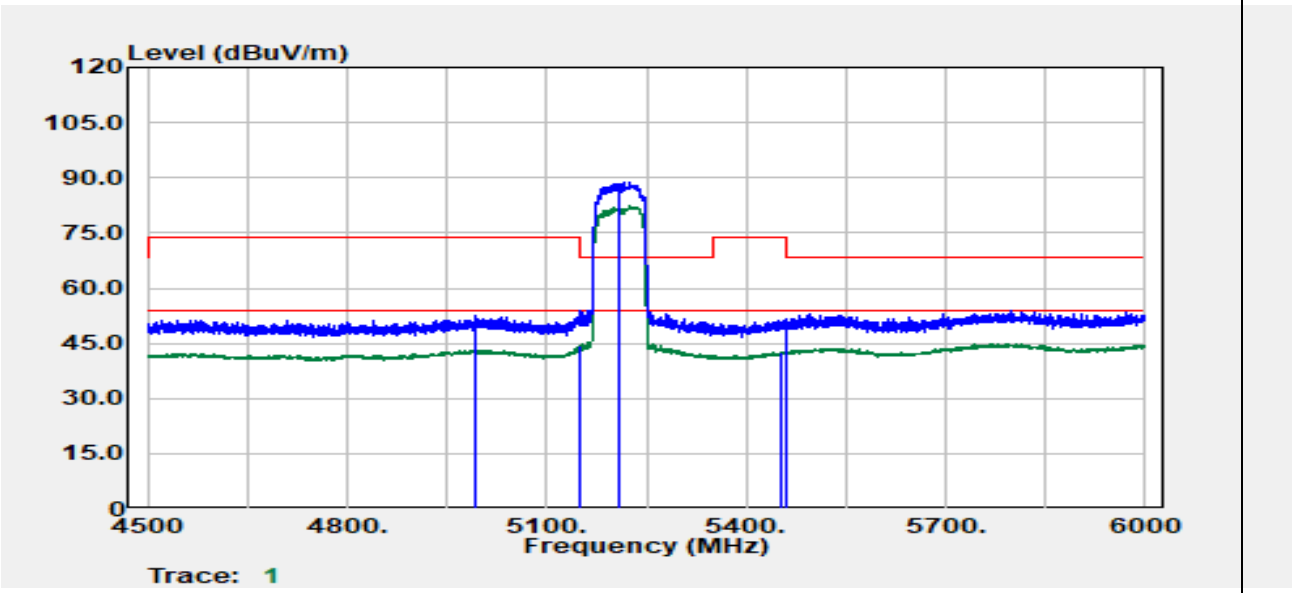

Freq. (MHz)	Detector Mode (PK/QP/AV)	Spectrum Reading Level (dBµV)	Factor (dB)	Actual FS (dBµV/m)	Limit @3m (dBµV/m)	Margin (dB)
4992.60	Peak	40.97	11.54	52.51	74.00	-21.49
5149.20	Average	32.19	12.16	44.34	54.00	-9.66
5210.00	Peak	76.55	12.06	88.60	--	--
5210.00	Average	70.31	12.06	82.36	--	--
5453.40	Average	30.26	12.39	42.64	54.00	-11.36
5459.70	Peak	39.43	12.41	51.84	74.00	-22.16

This document cannot be reproduced except in full, without prior written approval of the Company. 本報告未經本公司書面許可，不可部份複製。

Test Mode	Mode 2 IEEE 802.11ac VHT80 / 5210 MHz	Temp/Hum	23.6(℃)/ 59%RH
Test Item	Band Edge	Test Date	June 15, 2023
Polarize	Horizontal	Test Engineer	Ray Li
Detector	Peak & Average		

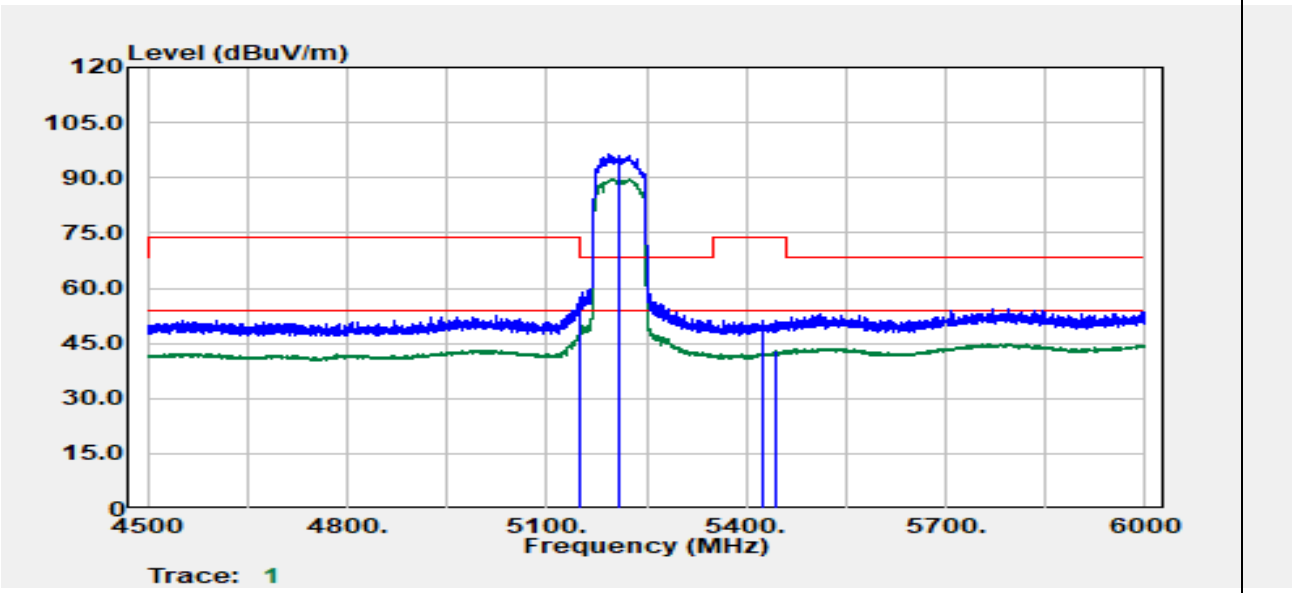

Freq. (MHz)	Detector Mode (PK/QP/AV)	Spectrum Reading Level (dBμV)	Factor (dB)	Actual FS (dBμV/m)	Limit @3m (dBμV/m)	Margin (dB)
5148.30	Peak	45.42	12.16	57.57	74.00	-16.43
5149.50	Average	35.94	12.16	48.10	54.00	-5.90
5210.00	Peak	84.42	12.06	96.48	--	--
5210.00	Average	77.67	12.06	89.73	--	--
5424.30	Peak	39.03	12.35	51.38	74.00	-22.62
5444.40	Average	30.73	12.37	43.09	54.00	-10.91

This document cannot be reproduced except in full, without prior written approval of the Company. 本報告未經本公司書面許可，不可部份複製。

Test Data for UNII-2a

Test Mode	Mode 2 IEEE 802.11a / 5320 MHz	Temp/Hum	23.6(℃)/ 59%RH
Test Item	Band Edge	Test Date	June 15, 2023
Polarize	Vertical	Test Engineer	Tony Chao
Detector	Peak & Average		

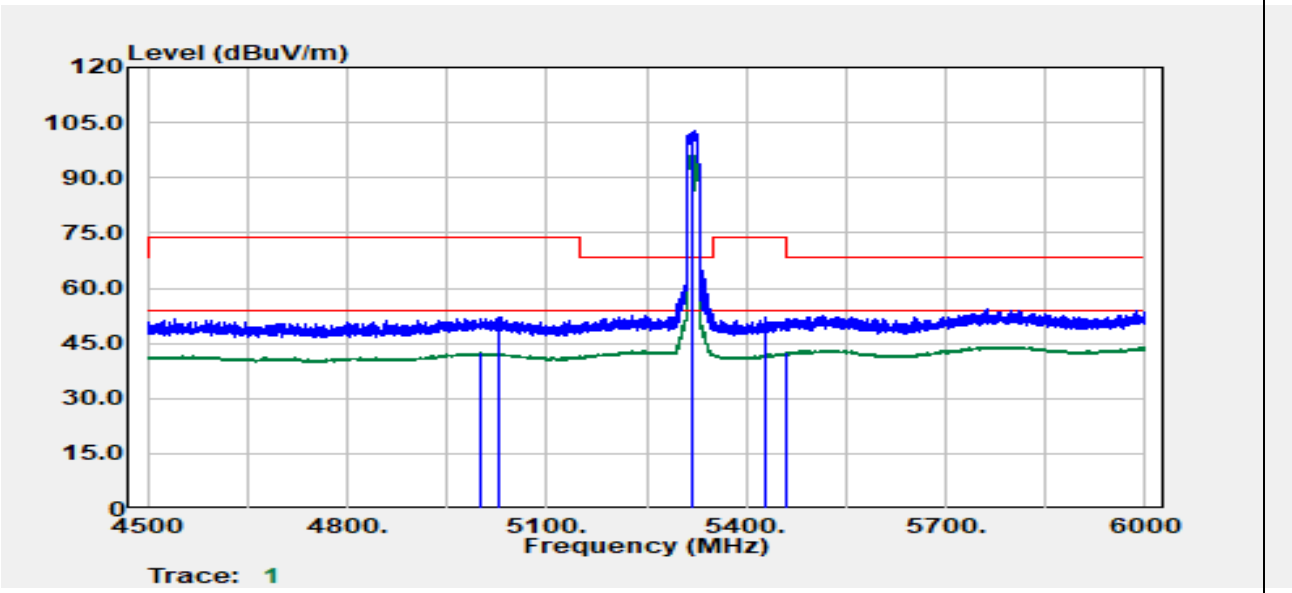

Freq. (MHz)	Detector Mode (PK/QP/AV)	Spectrum Reading Level (dBμV)	Factor (dB)	Actual FS (dBμV/m)	Limit @3m (dBμV/m)	Margin (dB)
5001.08	Average	30.83	11.62	42.45	54.00	-11.55
5029.84	Peak	40.16	11.81	51.97	74.00	-22.03
5320.00	Peak	90.81	12.14	102.96	--	--
5320.00	Average	84.03	12.14	96.17	--	--
5427.91	Peak	39.58	12.35	51.93	74.00	-22.07
5459.66	Average	30.05	12.41	42.46	54.00	-11.54

This document cannot be reproduced except in full, without prior written approval of the Company. 本報告未經本公司書面許可，不可部份複製。

Test Mode	Mode 2 IEEE 802.11a / 5320 MHz	Temp/Hum	23.6(℃)/ 59%RH
Test Item	Band Edge	Test Date	June 15, 2023
Polarize	Horizontal	Test Engineer	Tony Chao
Detector	Peak & Average		

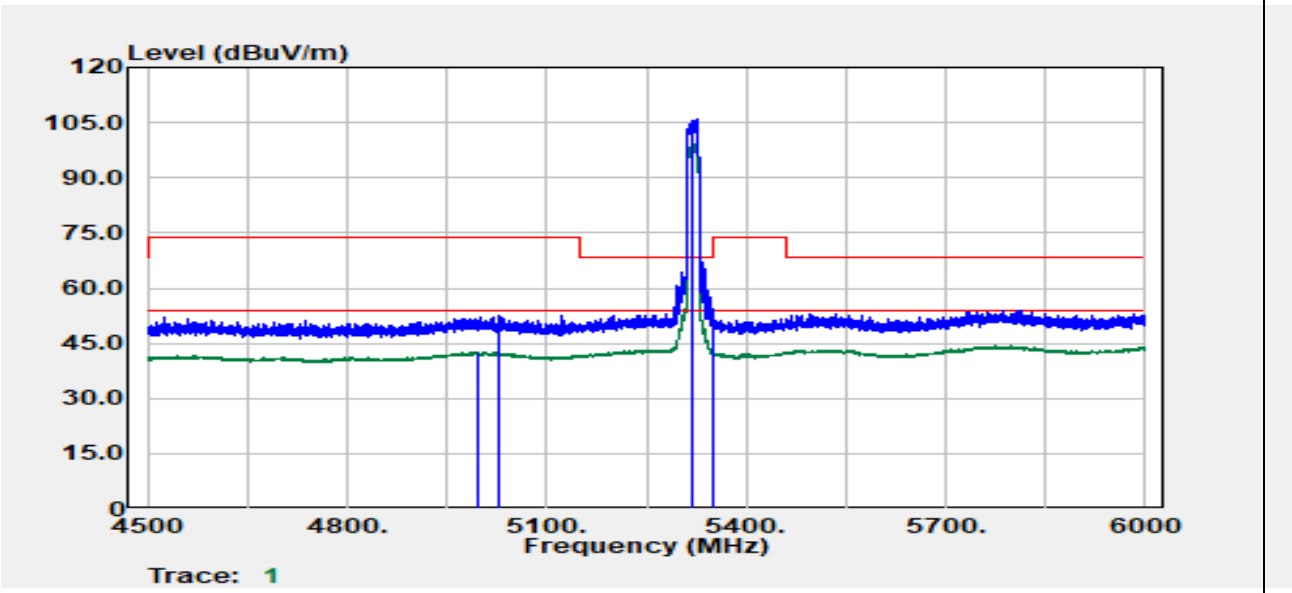

Freq. (MHz)	Detector Mode (PK/QP/AV)	Spectrum Reading Level (dBμV)	Factor (dB)	Actual FS (dBμV/m)	Limit @3m (dBμV/m)	Margin (dB)
4998.33	Average	31.10	11.59	42.69	54.00	-11.31
5029.09	Peak	40.82	11.81	52.63	74.00	-21.37
5320.00	Peak	93.89	12.14	106.03	--	--
5320.00	Average	86.81	12.14	98.95	--	--
5350.39	Average	30.53	12.13	42.66	54.00	-11.34
5352.14	Peak	40.44	12.14	52.58	74.00	-21.42

This document cannot be reproduced except in full, without prior written approval of the Company. 本報告未經本公司書面許可，不可部份複製。

Test Mode	Mode 2 IEEE 802.11n HT20 / 5320 MHz	Temp/Hum	23.6(℃)/ 59%RH
Test Item	Band Edge	Test Date	June 15, 2023
Polarize	Vertical	Test Engineer	Ray Li
Detector	Peak & Average		

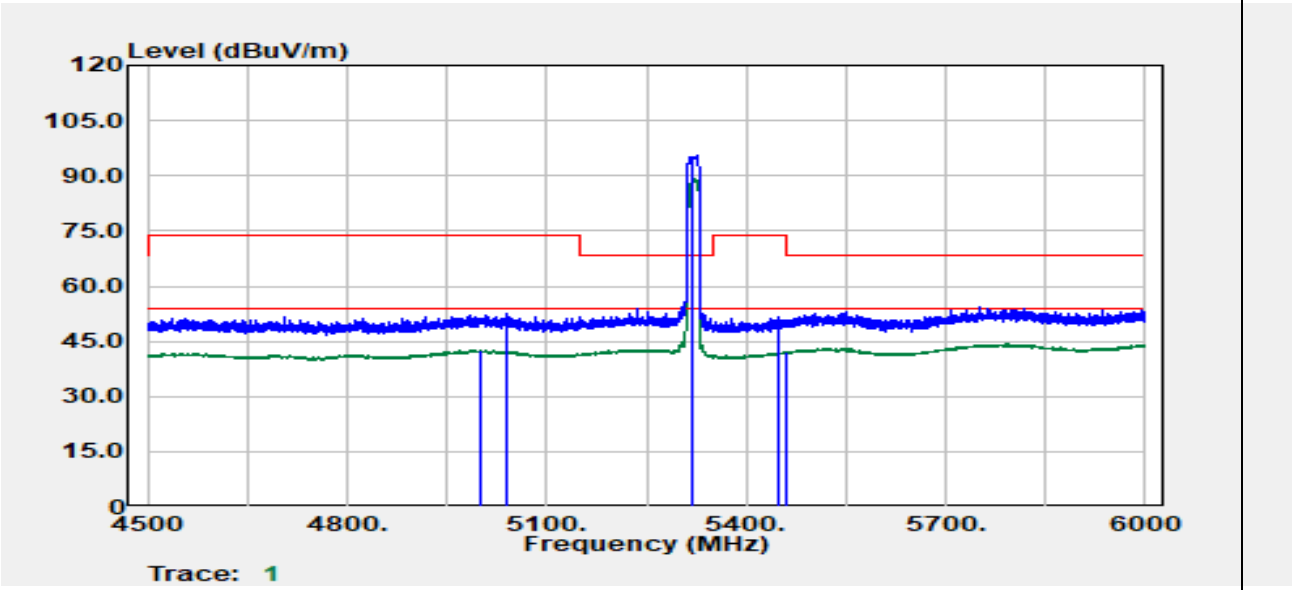

Freq. (MHz)	Detector Mode (PK/QP/AV)	Spectrum Reading Level (dBμV)	Factor (dB)	Actual FS (dBμV/m)	Limit @3m (dBμV/m)	Margin (dB)
4998.90	Average	31.01	11.60	42.61	54.00	-11.39
5039.70	Peak	40.52	11.88	52.40	74.00	-21.60
5320.00	Peak	83.27	12.14	95.42	--	--
5320.00	Average	76.87	12.14	89.02	--	--
5448.60	Peak	39.27	12.37	51.65	74.00	-22.35
5459.70	Average	29.61	12.41	42.02	54.00	-11.98

This document cannot be reproduced except in full, without prior written approval of the Company. 本報告未經本公司書面許可，不可部份複製。

Test Mode	Mode 2 IEEE 802.11n HT20 / 5320 MHz	Temp/Hum	23.6(℃)/ 59%RH
Test Item	Band Edge	Test Date	June 15, 2023
Polarize	Horizontal	Test Engineer	Ray Li
Detector	Peak & Average		

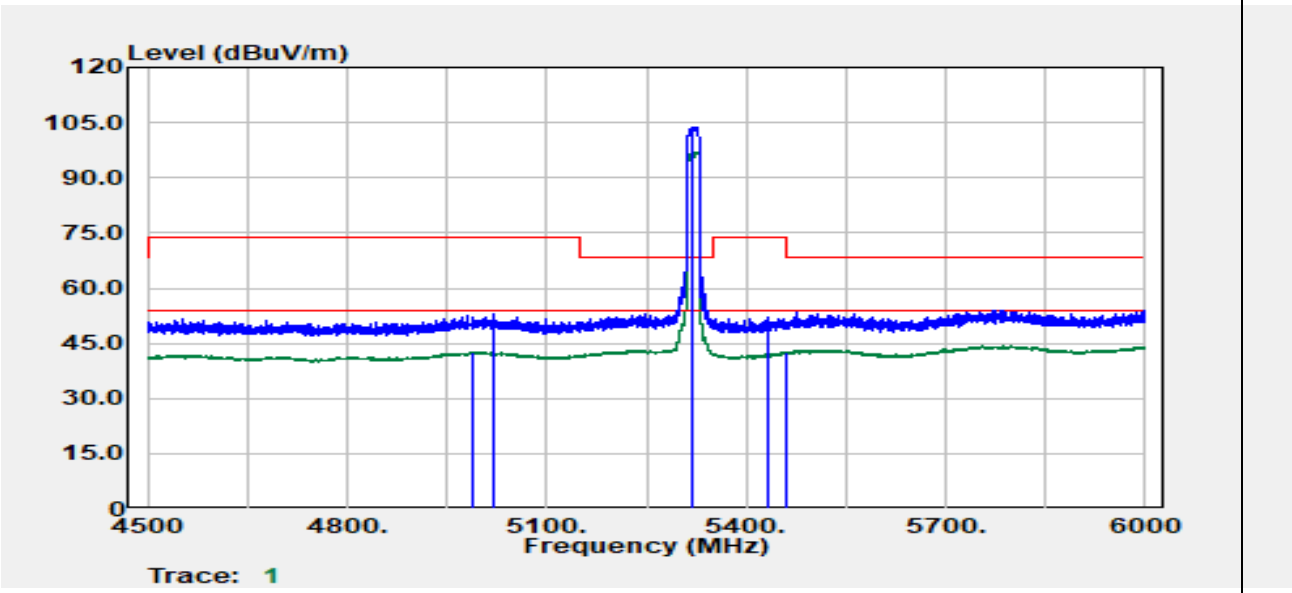

Freq. (MHz)	Detector Mode (PK/QP/AV)	Spectrum Reading Level (dBμV)	Factor (dB)	Actual FS (dBμV/m)	Limit @3m (dBμV/m)	Margin (dB)
4989.00	Average	31.08	11.51	42.59	54.00	-11.41
5018.40	Peak	41.06	11.74	52.80	74.00	-21.20
5320.00	Peak	91.54	12.14	103.69	--	--
5320.00	Average	84.94	12.14	97.09	--	--
5431.20	Peak	39.56	12.35	51.92	74.00	-22.08
5459.70	Average	30.16	12.41	42.56	54.00	-11.44

This document cannot be reproduced except in full, without prior written approval of the Company. 本報告未經本公司書面許可，不可部份複製。

Test Mode	Mode 2 IEEE 802.11n HT40 / 5310 MHz	Temp/Hum	23.6(℃)/ 59%RH
Test Item	Band Edge	Test Date	June 15, 2023
Polarize	Vertical	Test Engineer	Ray Li
Detector	Peak & Average		

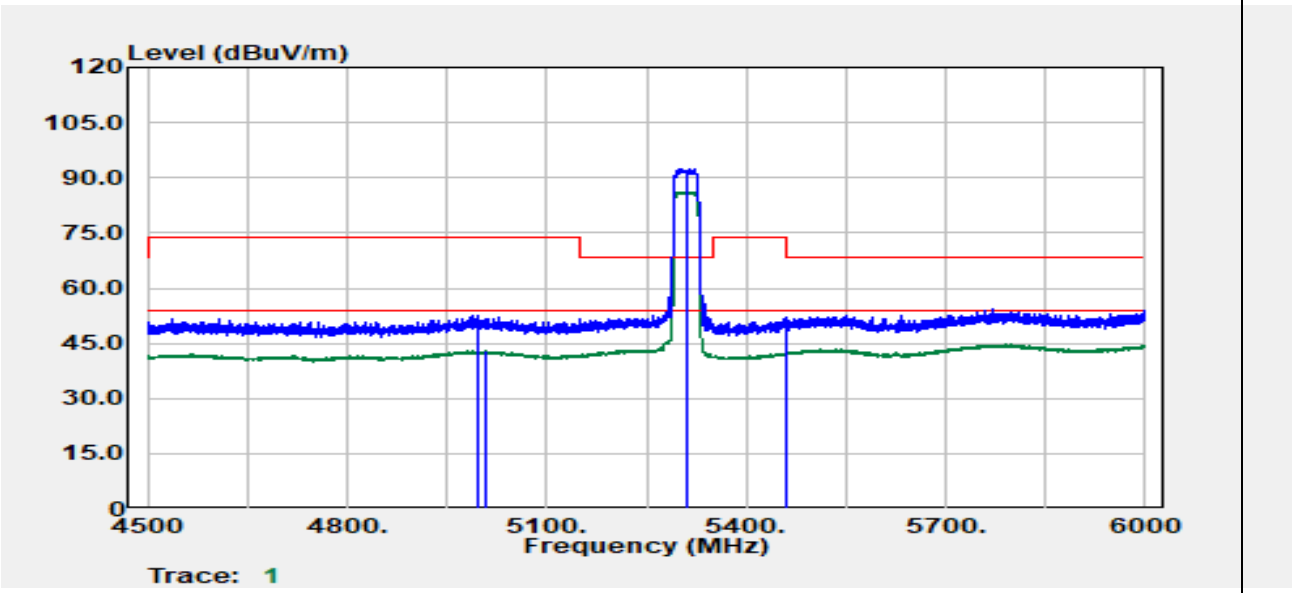

Freq. (MHz)	Detector Mode (PK/QP/AV)	Spectrum Reading Level (dBµV)	Factor (dB)	Actual FS (dBµV/m)	Limit @3m (dBµV/m)	Margin (dB)
4995.30	Peak	40.81	11.57	52.37	74.00	-21.63
5007.30	Average	31.19	11.66	42.85	54.00	-11.15
5310.00	Peak	80.37	12.15	92.51	--	--
5310.00	Average	73.98	12.15	86.13	--	--
5458.50	Peak	39.66	12.40	52.07	74.00	-21.93
5460.00	Average	29.92	12.41	42.33	54.00	-11.67

This document cannot be reproduced except in full, without prior written approval of the Company. 本報告未經本公司書面許可，不可部份複製。

Test Mode	Mode 2 IEEE 802.11n HT40 / 5310 MHz	Temp/Hum	23.6(℃)/ 59%RH
Test Item	Band Edge	Test Date	June 15, 2023
Polarize	Horizontal	Test Engineer	Ray Li
Detector	Peak & Average		

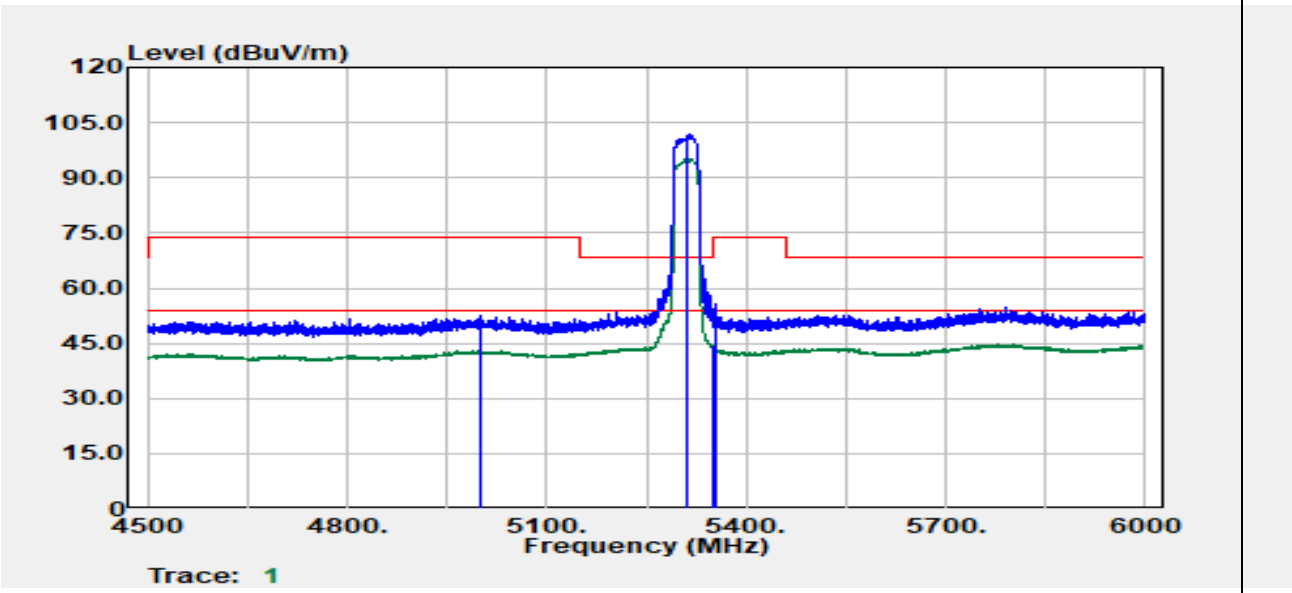

Freq. (MHz)	Detector Mode (PK/QP/AV)	Spectrum Reading Level (dBμV)	Factor (dB)	Actual FS (dBμV/m)	Limit @3m (dBμV/m)	Margin (dB)
4998.60	Average	31.27	11.60	42.87	54.00	-11.13
5001.00	Peak	40.78	11.62	52.40	74.00	-21.60
5310.00	Peak	89.53	12.15	101.68	--	--
5310.00	Average	83.09	12.15	95.23	--	--
5350.50	Average	32.39	12.13	44.52	54.00	-9.48
5355.60	Peak	43.33	12.15	55.48	74.00	-18.52

This document cannot be reproduced except in full, without prior written approval of the Company. 本報告未經本公司書面許可，不可部份複製。

Test Mode	Mode 2 IEEE 802.11ac VHT80 / 5290 MHz	Temp/Hum	23.6(℃)/ 59%RH
Test Item	Band Edge	Test Date	June 15, 2023
Polarize	Vertical	Test Engineer	Ray Li
Detector	Peak & Average		

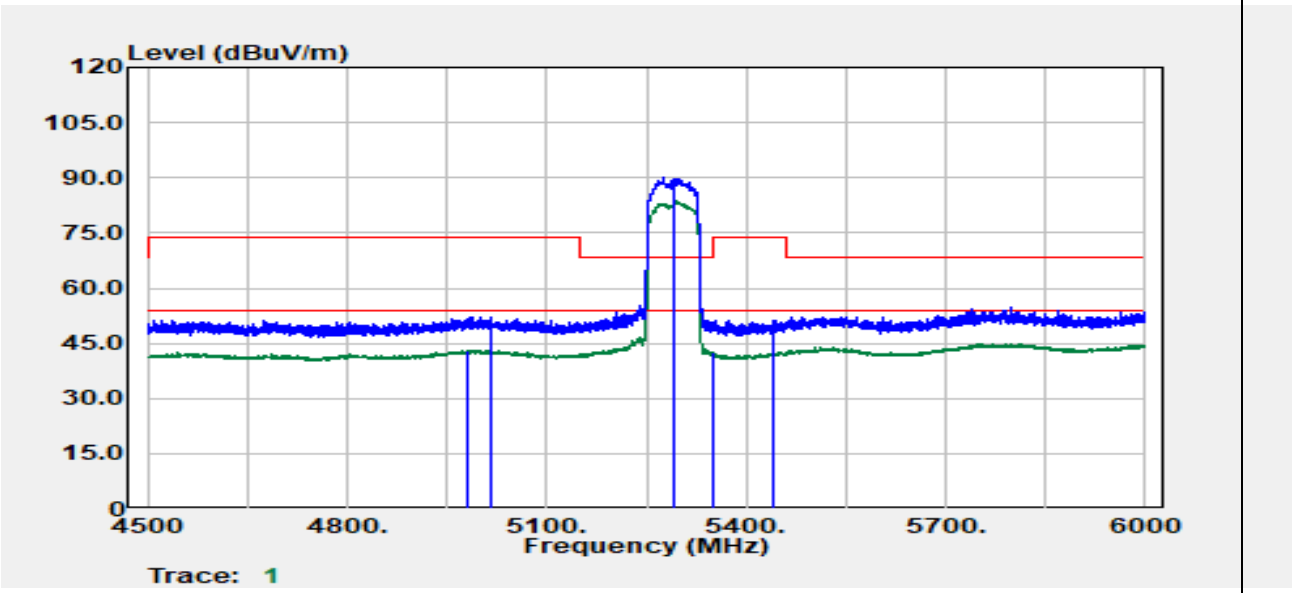

Freq. (MHz)	Detector Mode (PK/QP/AV)	Spectrum Reading Level (dBμV)	Factor (dB)	Actual FS (dBμV/m)	Limit @3m (dBμV/m)	Margin (dB)
4982.70	Average	31.78	11.45	43.23	54.00	-10.77
5017.80	Peak	40.50	11.73	52.23	74.00	-21.77
5290.00	Peak	77.94	12.13	90.06	--	--
5290.00	Average	71.61	12.13	83.74	--	--
5351.40	Average	30.37	12.14	42.50	54.00	-11.50
5441.10	Peak	38.86	12.37	51.22	74.00	-22.78

This document cannot be reproduced except in full, without prior written approval of the Company. 本報告未經本公司書面許可，不可部份複製。

Test Mode	Mode 2 IEEE 802.11ac VHT80 / 5290 MHz	Temp/Hum	23.6(℃)/ 59%RH
Test Item	Band Edge	Test Date	June 15, 2023
Polarize	Horizontal	Test Engineer	Ray Li
Detector	Peak & Average		

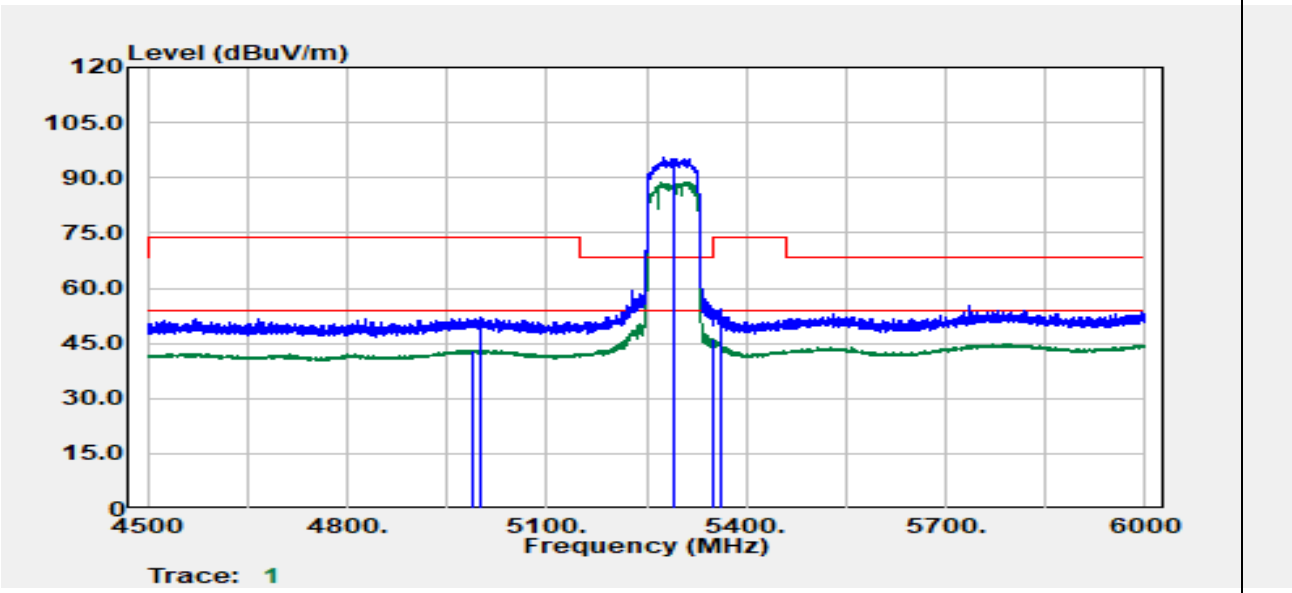

Freq. (MHz)	Detector Mode (PK/QP/AV)	Spectrum Reading Level (dBμV)	Factor (dB)	Actual FS (dBμV/m)	Limit @3m (dBμV/m)	Margin (dB)
4990.20	Average	31.57	11.52	43.09	54.00	-10.91
5001.90	Peak	40.43	11.62	52.05	74.00	-21.95
5290.00	Peak	83.37	12.13	95.50	--	--
5290.00	Average	76.76	12.13	88.89	--	--
5350.20	Average	34.15	12.13	46.28	54.00	-7.72
5361.30	Peak	42.23	12.17	54.40	74.00	-19.60

This document cannot be reproduced except in full, without prior written approval of the Company. 本報告未經本公司書面許可，不可部份複製。

Test Data for UNII-2c

Test Mode	Mode 2 IEEE 802.11a / 5500 MHz	Temp/Hum	23.6(℃)/ 59%RH
Test Item	Band Edge	Test Date	June 15, 2023
Polarize	Vertical	Test Engineer	Tony Chao
Detector	Peak & Average		

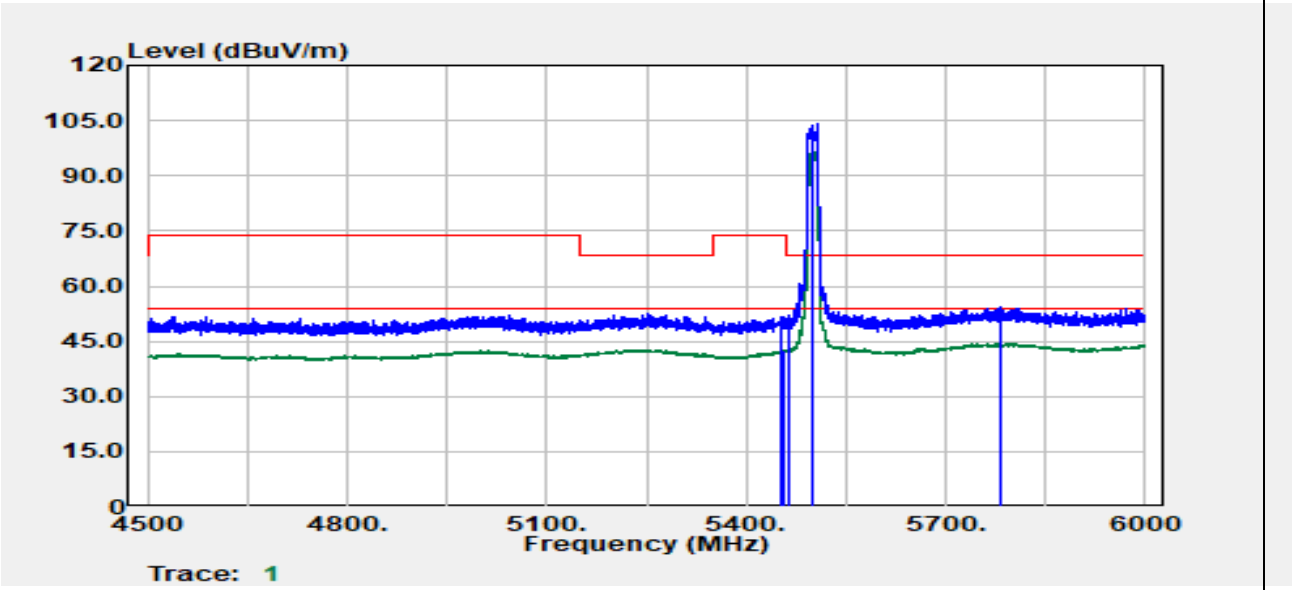

Freq. (MHz)	Detector Mode (PK/QP/AV)	Spectrum Reading Level (dBμV)	Factor (dB)	Actual FS (dBμV/m)	Limit @3m (dBμV/m)	Margin (dB)
5451.91	Peak	39.43	12.38	51.81	74.00	-22.19
5457.91	Average	30.05	12.40	42.46	54.00	-11.54
5464.66	Peak	39.85	12.43	52.28	68.20	-15.92
5500.00	Peak	91.52	12.55	104.07	--	--
5500.00	Average	83.82	12.55	96.37	--	--
5783.71	Peak	40.25	14.05	54.30	68.20	-13.90

This document cannot be reproduced except in full, without prior written approval of the Company. 本報告未經本公司書面許可，不可部份複製。

Test Mode	Mode 2 IEEE 802.11a / 5500 MHz	Temp/Hum	23.6(℃)/ 59%RH
Test Item	Band Edge	Test Date	June 15, 2023
Polarize	Horizontal	Test Engineer	Tony Chao
Detector	Peak & Average		

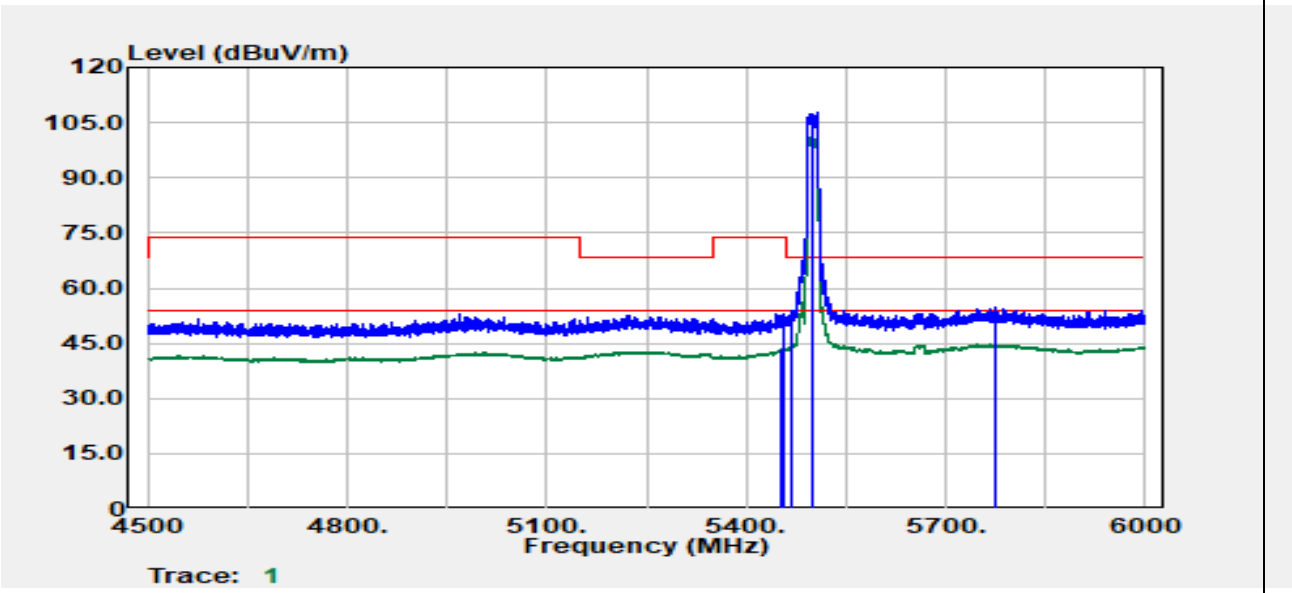

Freq. (MHz)	Detector Mode (PK/QP/AV)	Spectrum Reading Level (dBμV)	Factor (dB)	Actual FS (dBμV/m)	Limit @3m (dBμV/m)	Margin (dB)
5451.66	Average	30.91	12.38	43.30	54.00	-10.70
5457.91	Peak	40.77	12.40	53.17	74.00	-20.83
5467.66	Peak	41.33	12.44	53.77	68.20	-14.43
5500.00	Peak	95.12	12.55	107.67	--	--
5500.00	Average	88.38	12.55	100.93	--	--
5775.96	Peak	40.57	14.00	54.57	68.20	-13.63

This document cannot be reproduced except in full, without prior written approval of the Company. 本報告未經本公司書面許可，不可部份複製。

Test Mode	Mode 2 IEEE 802.11a / 5700 MHz	Temp/Hum	23.6(℃)/ 59%RH
Test Item	Band Edge	Test Date	June 15, 2023
Polarize	Vertical	Test Engineer	Tony Chao
Detector	Peak & Average		

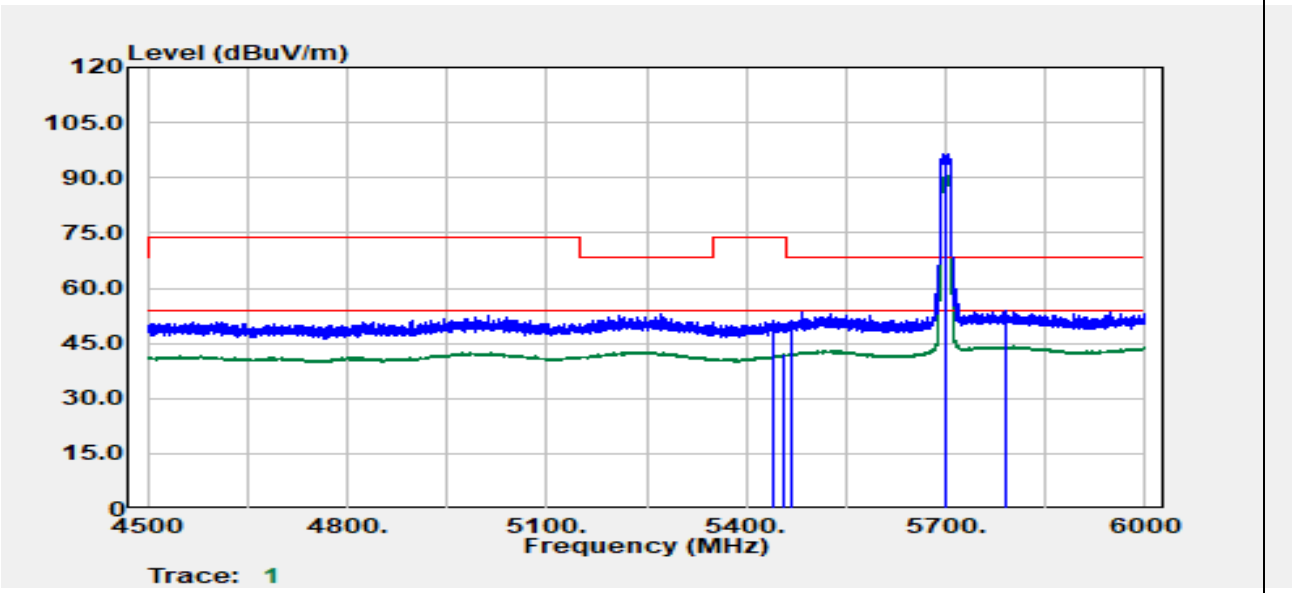

Freq. (MHz)	Detector Mode (PK/QP/AV)	Spectrum Reading Level (dBμV)	Factor (dB)	Actual FS (dBμV/m)	Limit @3m (dBμV/m)	Margin (dB)
5439.16	Peak	38.82	12.36	51.19	74.00	-22.81
5455.66	Average	29.55	12.39	41.94	54.00	-12.06
5468.16	Peak	38.86	12.44	51.30	68.20	-16.90
5700.00	Peak	83.00	13.56	96.56	--	--
5700.00	Average	76.83	13.56	90.39	--	--
5790.47	Peak	39.76	14.10	53.85	68.20	-14.35

This document cannot be reproduced except in full, without prior written approval of the Company. 本報告未經本公司書面許可，不可部份複製。

Test Mode	Mode 2 IEEE 802.11a / 5700 MHz	Temp/Hum	23.6(℃)/ 59%RH
Test Item	Band Edge	Test Date	June 15, 2023
Polarize	Horizontal	Test Engineer	Tony Chao
Detector	Peak & Average		

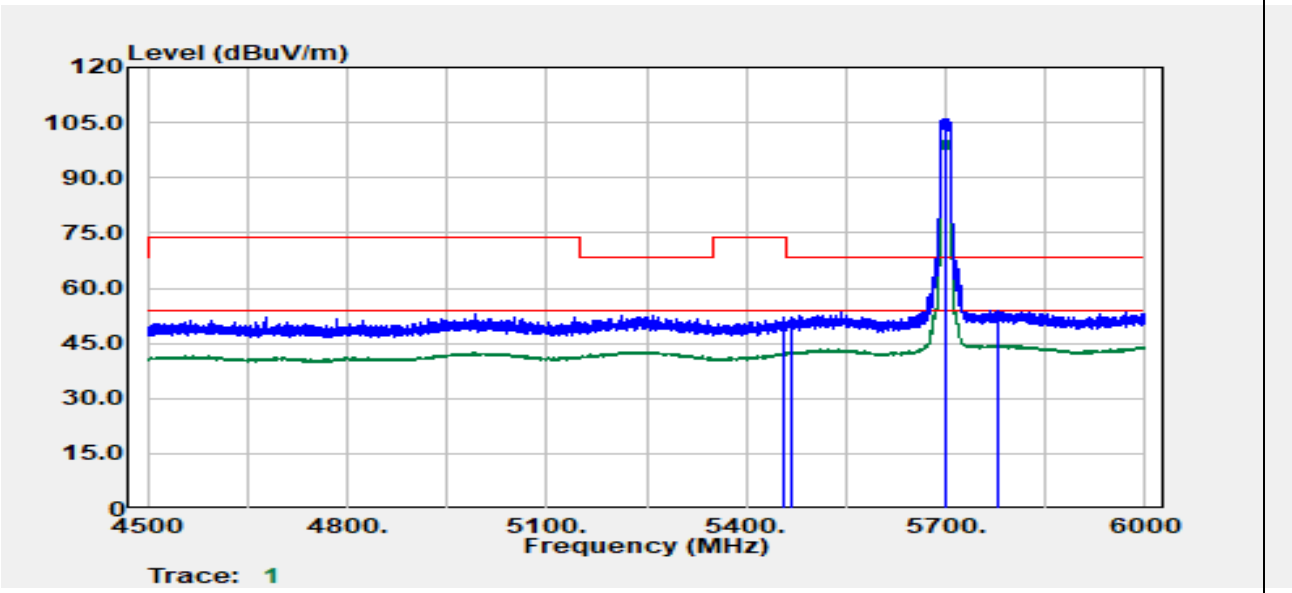

Freq. (MHz)	Detector Mode (PK/QP/AV)	Spectrum Reading Level (dBμV)	Factor (dB)	Actual FS (dBμV/m)	Limit @3m (dBμV/m)	Margin (dB)
5455.16	Peak	39.61	12.39	52.00	74.00	-22.00
5457.16	Average	29.90	12.40	42.30	54.00	-11.70
5467.66	Peak	39.71	12.44	52.15	68.20	-16.05
5700.00	Peak	92.62	13.56	106.18	--	--
5700.00	Average	86.83	13.56	100.39	--	--
5779.46	Peak	39.93	14.02	53.95	68.20	-14.25

This document cannot be reproduced except in full, without prior written approval of the Company. 本報告未經本公司書面許可，不可部份複製。

Test Mode	Mode 2 IEEE 802.11n HT20 / 5500 MHz	Temp/Hum	23.6(℃)/ 59%RH
Test Item	Band Edge	Test Date	June 15, 2023
Polarize	Vertical	Test Engineer	Ray Li
Detector	Peak & Average		

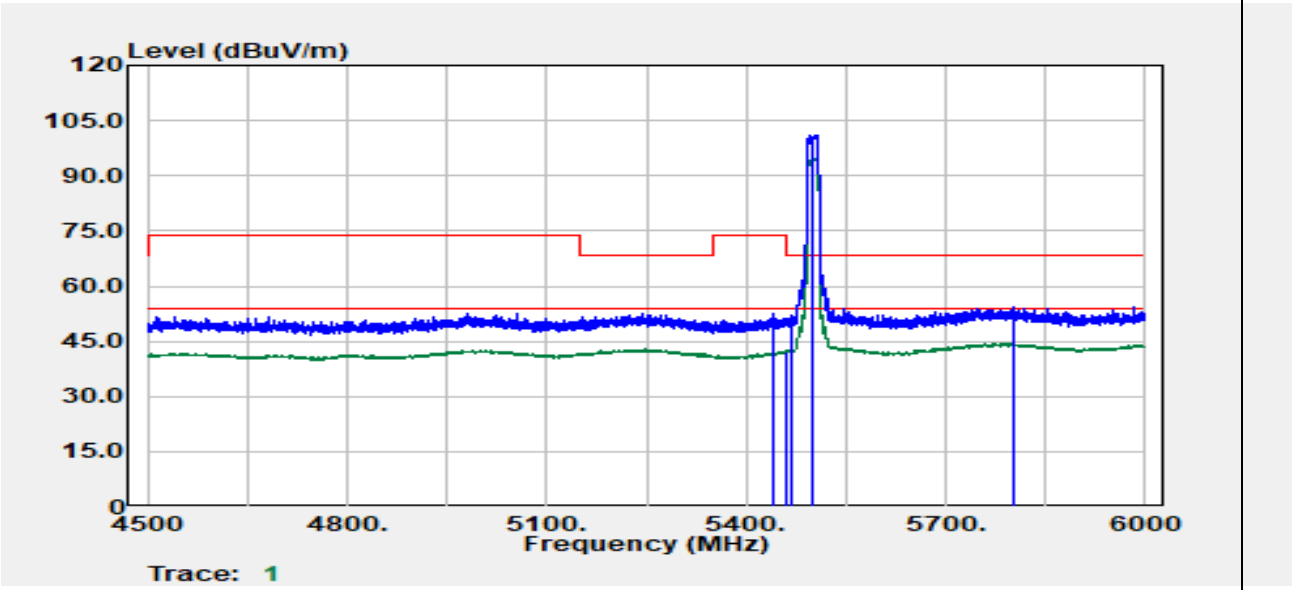

Freq. (MHz)	Detector Mode (PK/QP/AV)	Spectrum Reading Level (dBµV)	Factor (dB)	Actual FS (dBµV/m)	Limit @3m (dBµV/m)	Margin (dB)
5439.90	Peak	40.04	12.36	52.40	74.00	-21.60
5459.40	Average	29.83	12.41	42.24	54.00	-11.76
5468.10	Peak	39.51	12.44	51.95	68.20	-16.25
5500.00	Peak	88.63	12.55	101.18	--	--
5500.00	Average	82.24	12.55	94.79	--	--
5802.90	Peak	40.38	14.15	54.54	68.20	-13.66

This document cannot be reproduced except in full, without prior written approval of the Company. 本報告未經本公司書面許可，不可部份複製。

Test Mode	Mode 2 IEEE 802.11n HT20 / 5500 MHz	Temp/Hum	23.6(℃)/ 59%RH
Test Item	Band Edge	Test Date	June 15, 2023
Polarize	Horizontal	Test Engineer	Ray Li
Detector	Peak & Average		

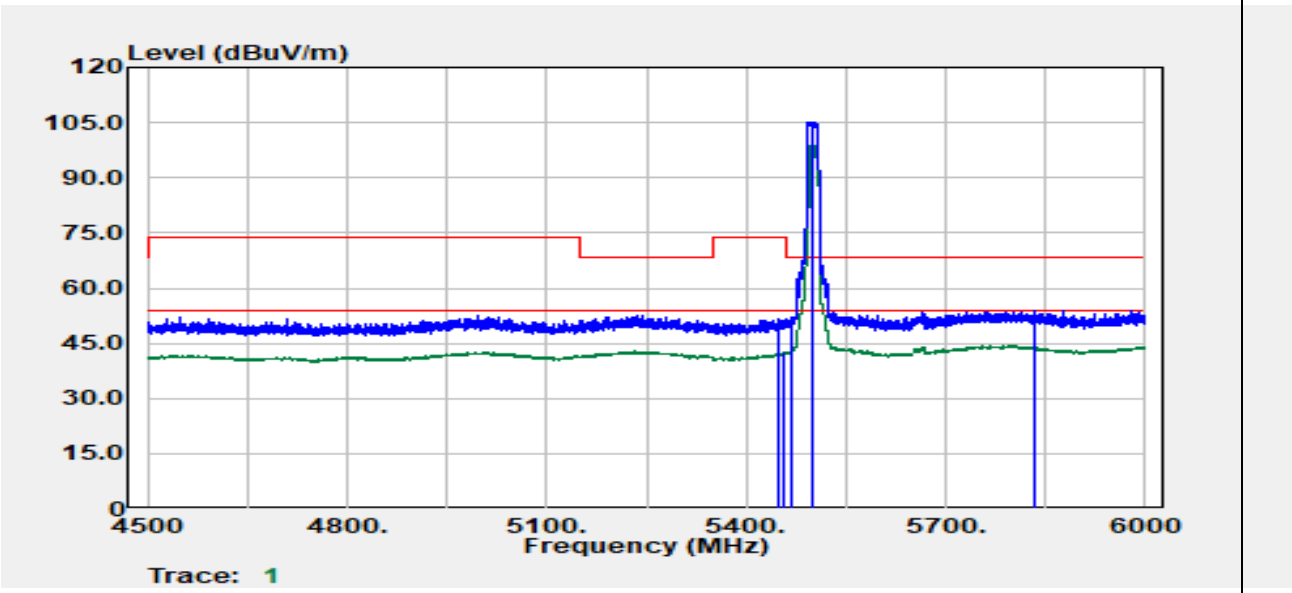

Freq. (MHz)	Detector Mode (PK/QP/AV)	Spectrum Reading Level (dBμV)	Factor (dB)	Actual FS (dBμV/m)	Limit @3m (dBμV/m)	Margin (dB)
5448.90	Peak	39.17	12.37	51.54	74.00	-22.46
5458.20	Average	30.21	12.40	42.61	54.00	-11.39
5467.80	Peak	39.57	12.44	52.00	68.20	-16.20
5500.00	Peak	92.55	12.55	105.10	--	--
5500.00	Average	86.21	12.55	98.76	--	--
5832.60	Peak	39.86	14.07	53.93	68.20	-14.27

This document cannot be reproduced except in full, without prior written approval of the Company. 本報告未經本公司書面許可，不可部份複製。

Test Mode	Mode 2 IEEE 802.11n HT20 / 5700 MHz	Temp/Hum	23.6(℃)/ 59%RH
Test Item	Band Edge	Test Date	June 15, 2023
Polarize	Vertical	Test Engineer	Ray Li
Detector	Peak & Average		

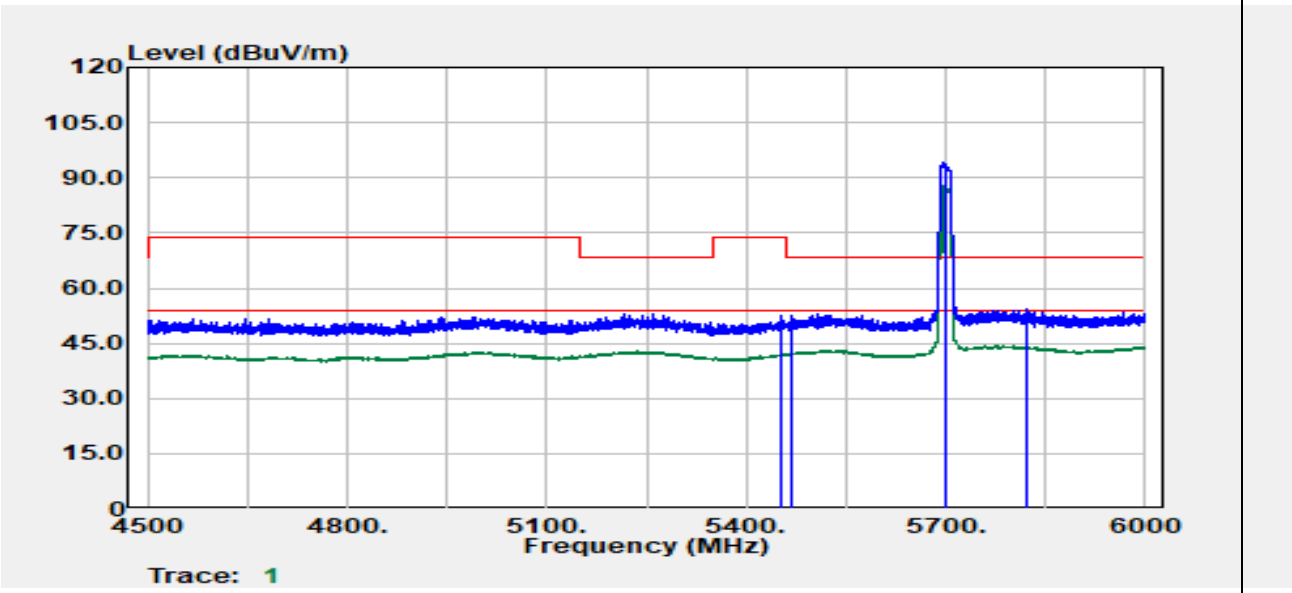

Freq. (MHz)	Detector Mode (PK/QP/AV)	Spectrum Reading Level (dBμV)	Factor (dB)	Actual FS (dBμV/m)	Limit @3m (dBμV/m)	Margin (dB)
5453.10	Average	29.64	12.39	42.02	54.00	-11.98
5454.30	Peak	40.03	12.39	52.42	74.00	-21.58
5468.10	Peak	40.18	12.44	52.62	68.20	-15.58
5700.00	Peak	80.79	13.56	94.35	--	--
5700.00	Average	74.41	13.56	87.97	--	--
5822.40	Peak	40.03	14.10	54.13	68.20	-14.07

This document cannot be reproduced except in full, without prior written approval of the Company. 本報告未經本公司書面許可，不可部份複製。

Test Mode	Mode 2 IEEE 802.11n HT20 / 5700 MHz	Temp/Hum	23.6(℃)/ 59%RH
Test Item	Band Edge	Test Date	June 15, 2023
Polarize	Horizontal	Test Engineer	Ray Li
Detector	Peak & Average		

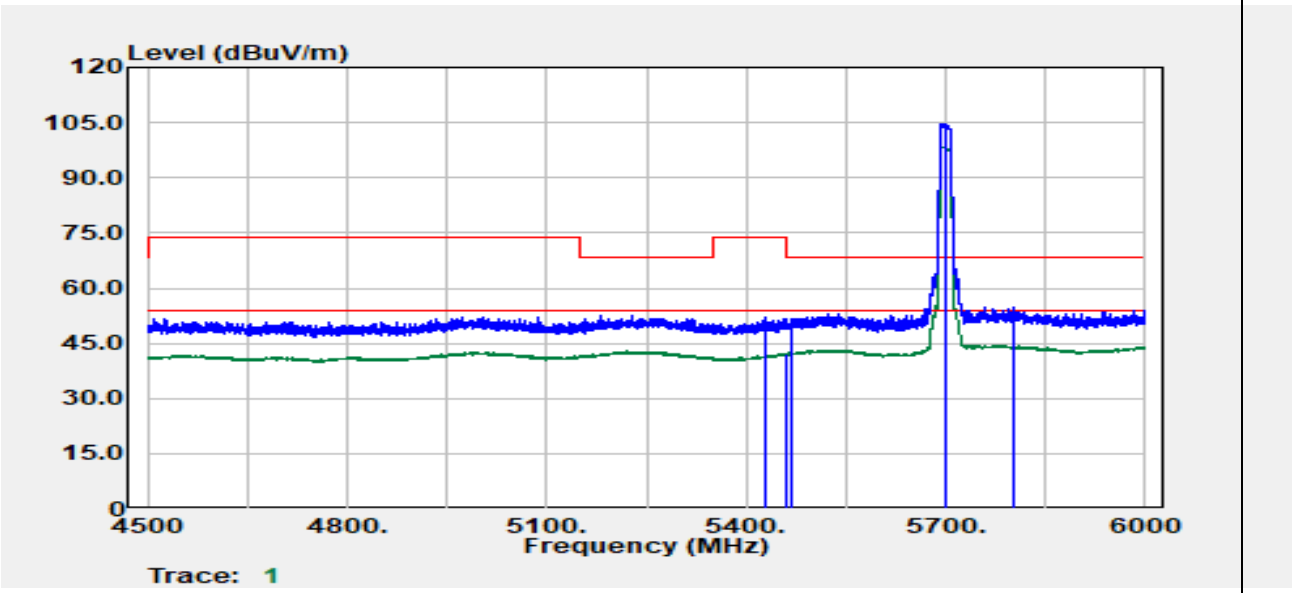

Freq. (MHz)	Detector Mode (PK/QP/AV)	Spectrum Reading Level (dBμV)	Factor (dB)	Actual FS (dBμV/m)	Limit @3m (dBμV/m)	Margin (dB)
5427.60	Peak	39.63	12.35	51.98	74.00	-22.02
5458.50	Average	29.93	12.40	42.34	54.00	-11.66
5469.30	Peak	38.96	12.44	51.40	68.20	-16.80
5700.00	Peak	91.26	13.56	104.82	--	--
5700.00	Average	84.86	13.56	98.42	--	--
5801.70	Peak	40.73	14.16	54.88	68.20	-13.32

This document cannot be reproduced except in full, without prior written approval of the Company. 本報告未經本公司書面許可，不可部份複製。

Test Mode	Mode 2 IEEE 802.11n HT40 / 5510 MHz	Temp/Hum	23.6(℃)/ 59%RH
Test Item	Band Edge	Test Date	June 15, 2023
Polarize	Vertical	Test Engineer	Ray Li
Detector	Peak & Average		

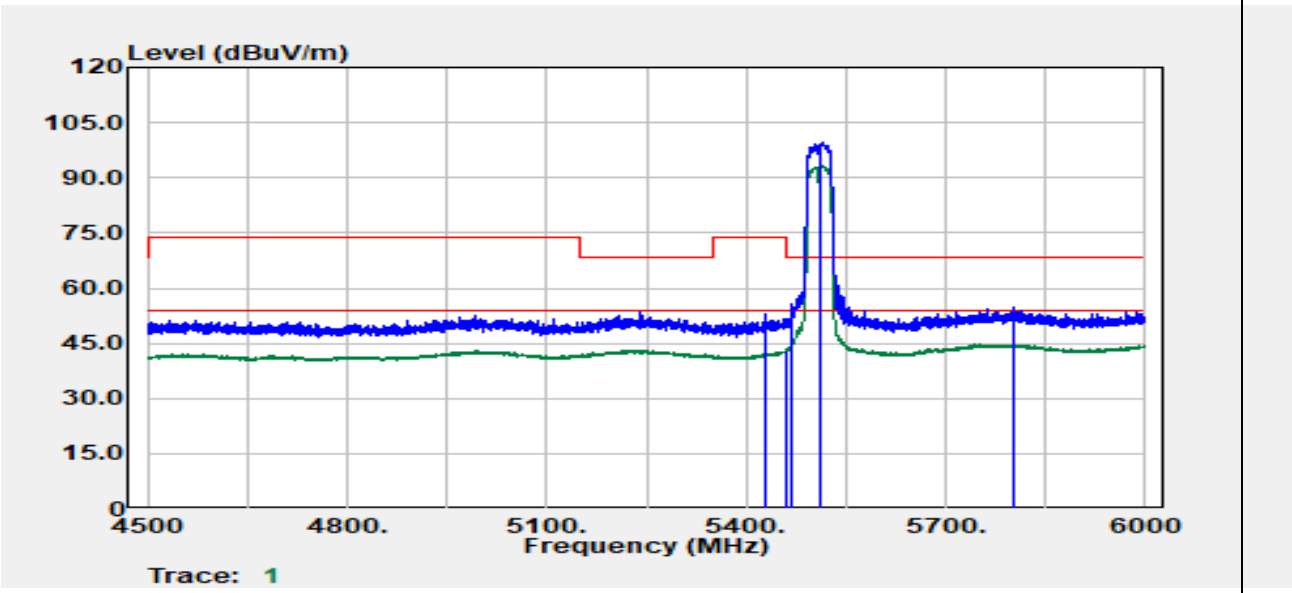

Freq. (MHz)	Detector Mode (PK/QP/AV)	Spectrum Reading Level (dBµV)	Factor (dB)	Actual FS (dBµV/m)	Limit @3m (dBµV/m)	Margin (dB)
5428.50	Peak	40.80	12.35	53.15	74.00	-20.85
5458.80	Average	30.82	12.41	43.23	54.00	-10.77
5467.50	Peak	43.36	12.44	55.80	68.20	-12.40
5510.00	Peak	87.21	12.62	99.83	--	--
5510.00	Average	80.64	12.62	93.26	--	--
5802.90	Peak	40.59	14.15	54.74	68.20	-13.46

This document cannot be reproduced except in full, without prior written approval of the Company. 本報告未經本公司書面許可，不可部份複製。

Test Mode	Mode 2 IEEE 802.11n HT40 / 5510 MHz	Temp/Hum	23.6(℃)/ 59%RH
Test Item	Band Edge	Test Date	June 15, 2023
Polarize	Horizontal	Test Engineer	Ray Li
Detector	Peak & Average		

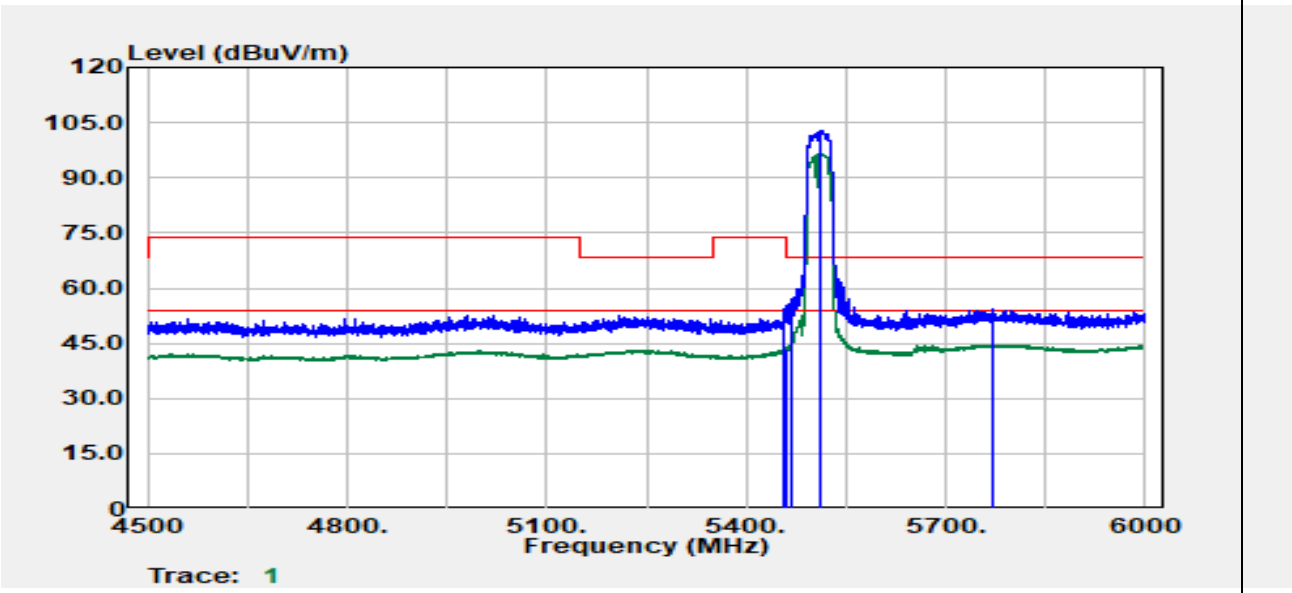

Freq. (MHz)	Detector Mode (PK/QP/AV)	Spectrum Reading Level (dBμV)	Factor (dB)	Actual FS (dBμV/m)	Limit @3m (dBμV/m)	Margin (dB)
5457.00	Peak	41.75	12.40	54.15	74.00	-19.85
5459.70	Average	30.88	12.41	43.29	54.00	-10.71
5467.20	Peak	44.70	12.44	57.14	68.20	-11.06
5510.00	Peak	90.10	12.62	102.72	--	--
5510.00	Average	83.94	12.62	96.56	--	--
5772.30	Peak	40.18	13.97	54.16	68.20	-14.04

This document cannot be reproduced except in full, without prior written approval of the Company. 本報告未經本公司書面許可，不可部份複製。

Test Mode	Mode 2 IEEE 802.11n HT40 / 5670 MHz	Temp/Hum	23.6(℃)/ 59%RH
Test Item	Band Edge	Test Date	June 15, 2023
Polarize	Vertical	Test Engineer	Ray Li
Detector	Peak & Average		

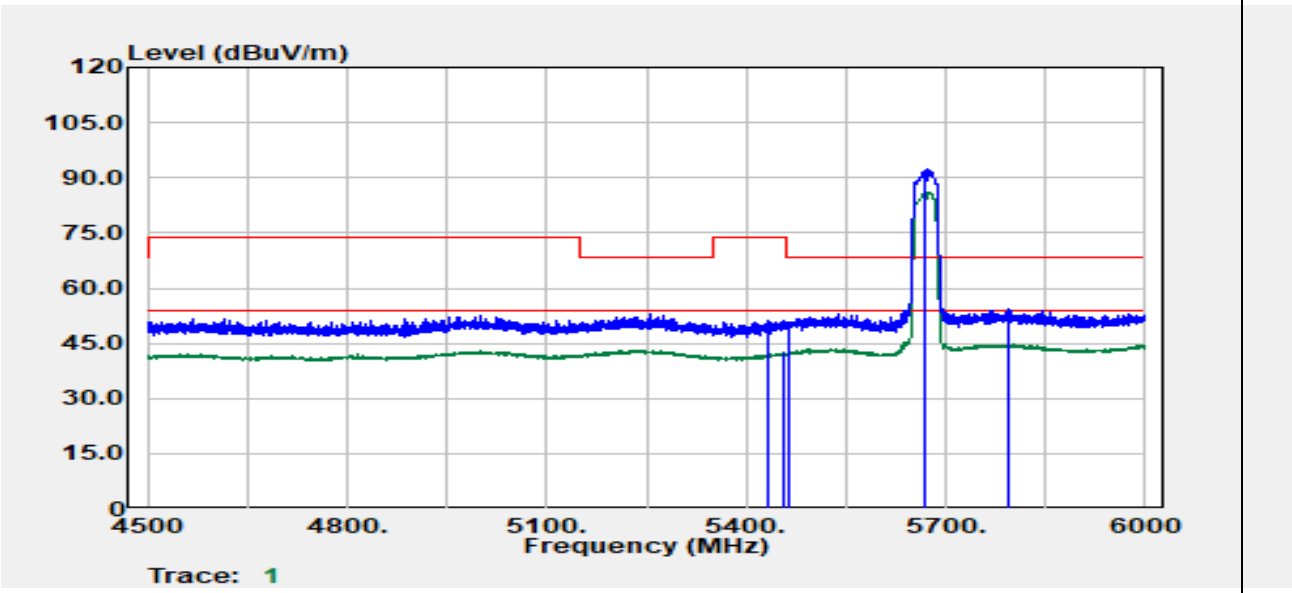

Freq. (MHz)	Detector Mode (PK/QP/AV)	Spectrum Reading Level (dBμV)	Factor (dB)	Actual FS (dBμV/m)	Limit @3m (dBμV/m)	Margin (dB)
5434.20	Peak	38.98	12.36	51.34	74.00	-22.66
5457.60	Average	29.94	12.40	42.34	54.00	-11.66
5462.70	Peak	38.33	12.42	50.75	68.20	-17.45
5670.00	Peak	79.10	13.39	92.49	--	--
5670.00	Average	72.85	13.39	86.24	--	--
5794.20	Peak	40.00	14.12	54.12	68.20	-14.08

This document cannot be reproduced except in full, without prior written approval of the Company. 本報告未經本公司書面許可，不可部份複製。

Test Mode	Mode 2 IEEE 802.11n HT40 / 5670 MHz	Temp/Hum	23.6(℃)/ 59%RH
Test Item	Band Edge	Test Date	June 15, 2023
Polarize	Horizontal	Test Engineer	Ray Li
Detector	Peak & Average		

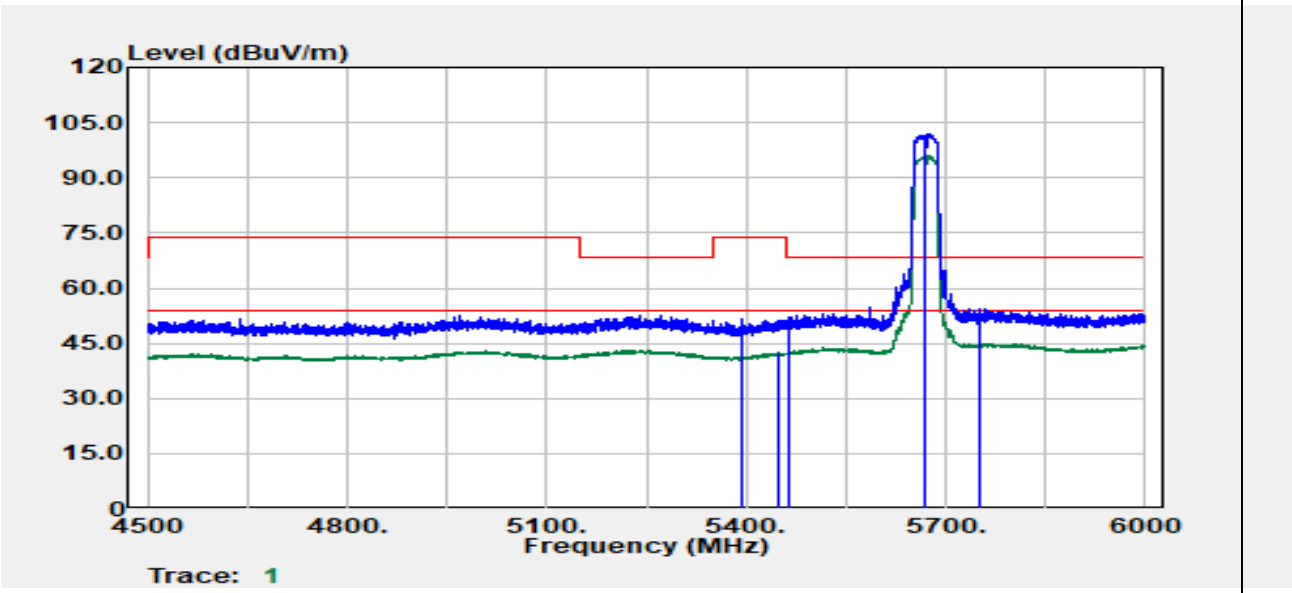

Freq. (MHz)	Detector Mode (PK/QP/AV)	Spectrum Reading Level (dBµV)	Factor (dB)	Actual FS (dBµV/m)	Limit @3m (dBµV/m)	Margin (dB)
5394.90	Peak	39.13	12.30	51.43	74.00	-22.57
5449.20	Average	30.05	12.37	42.42	54.00	-11.58
5464.80	Peak	39.61	12.43	52.04	68.20	-16.16
5670.00	Peak	88.50	13.39	101.89	--	--
5670.00	Average	82.54	13.39	95.93	--	--
5751.00	Peak	40.71	13.83	54.54	68.20	-13.66

This document cannot be reproduced except in full, without prior written approval of the Company. 本報告未經本公司書面許可，不可部份複製。

Test Mode	Mode 2 IEEE 802.11ac VHT80 / 5530 MHz	Temp/Hum	23.6(℃)/ 59%RH
Test Item	Band Edge	Test Date	June 15, 2023
Polarize	Vertical	Test Engineer	Ray Li
Detector	Peak & Average		

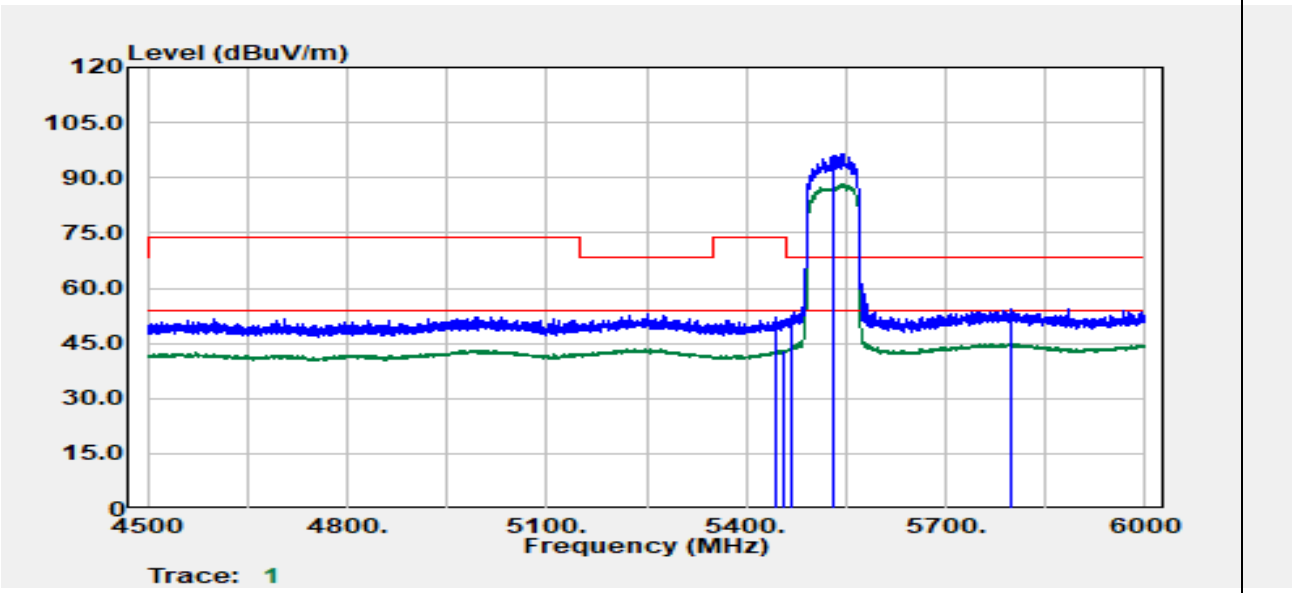

Freq. (MHz)	Detector Mode (PK/QP/AV)	Spectrum Reading Level (dBμV)	Factor (dB)	Actual FS (dBμV/m)	Limit @3m (dBμV/m)	Margin (dB)
5445.60	Peak	39.77	12.37	52.14	74.00	-21.86
5457.00	Average	30.78	12.40	43.18	54.00	-10.82
5469.30	Peak	39.91	12.44	52.35	68.20	-15.85
5530.00	Peak	83.68	12.77	96.44	--	--
5530.00	Average	75.67	12.77	88.44	--	--
5796.90	Peak	40.12	14.14	54.26	68.20	-13.94

This document cannot be reproduced except in full, without prior written approval of the Company. 本報告未經本公司書面許可，不可部份複製。

Test Mode	Mode 2 IEEE 802.11ac VHT80 / 5530 MHz	Temp/Hum	23.6(℃)/ 59%RH
Test Item	Band Edge	Test Date	June 15, 2023
Polarize	Horizontal	Test Engineer	Ray Li
Detector	Peak & Average		

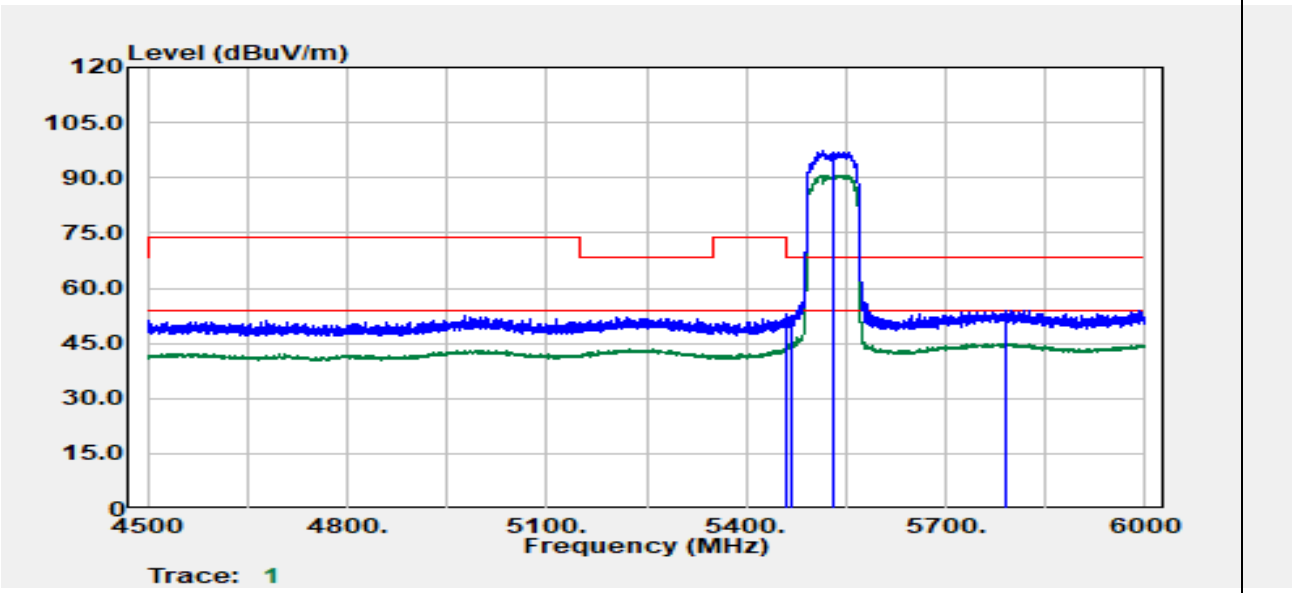

Freq. (MHz)	Detector Mode (PK/QP/AV)	Spectrum Reading Level (dBµV)	Factor (dB)	Actual FS (dBµV/m)	Limit @3m (dBµV/m)	Margin (dB)
5459.10	Peak	40.52	12.41	52.93	74.00	-21.07
5459.70	Average	31.46	12.41	43.87	54.00	-10.13
5469.90	Peak	40.20	12.44	52.65	68.20	-15.55
5530.00	Peak	84.42	12.77	97.19	--	--
5530.00	Average	78.01	12.77	90.78	--	--
5790.30	Peak	39.94	14.09	54.03	68.20	-14.17

This document cannot be reproduced except in full, without prior written approval of the Company. 本報告未經本公司書面許可，不可部份複製。

Test Mode	Mode 2 IEEE 802.11ac VHT80 / 5610 MHz	Temp/Hum	23.6(℃)/ 59%RH
Test Item	Band Edge	Test Date	June 15, 2023
Polarize	Vertical	Test Engineer	Ray Li
Detector	Peak & Average		

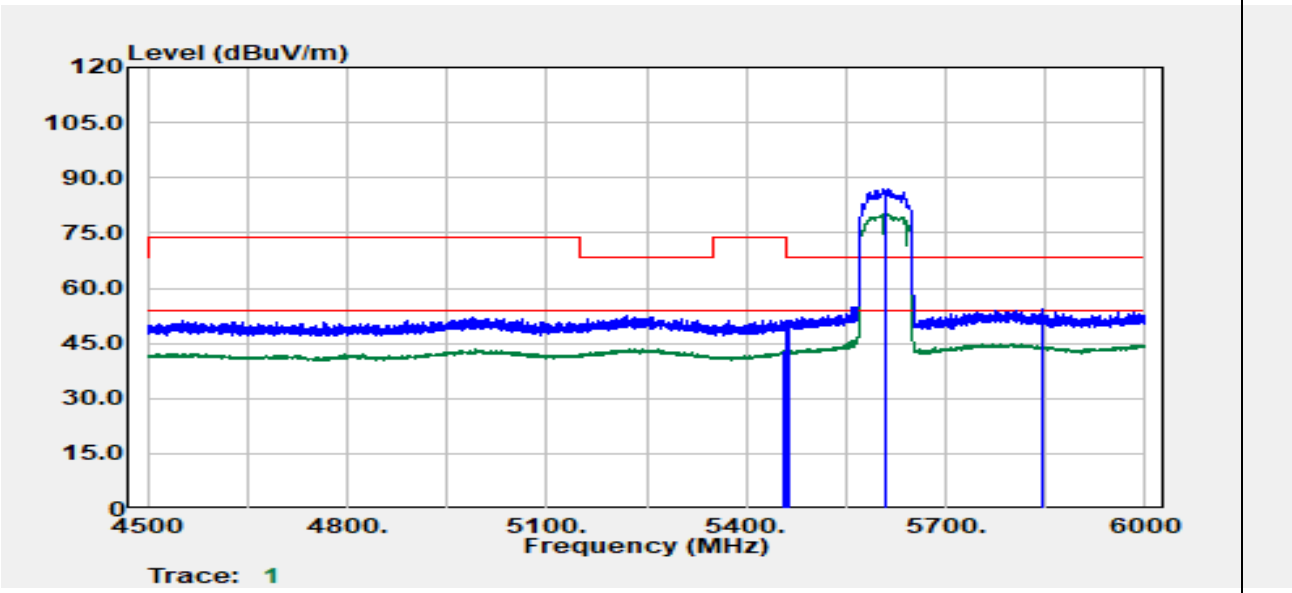

Freq. (MHz)	Detector Mode (PK/QP/AV)	Spectrum Reading Level (dBµV)	Factor (dB)	Actual FS (dBµV/m)	Limit @3m (dBµV/m)	Margin (dB)
5458.20	Average	30.55	12.40	42.95	54.00	-11.05
5459.40	Peak	38.90	12.41	51.30	74.00	-22.70
5465.70	Peak	38.64	12.43	51.07	68.20	-17.13
5610.00	Peak	74.12	12.92	87.04	--	--
5610.00	Average	67.38	12.92	80.30	--	--
5847.00	Peak	40.10	14.03	54.13	68.20	-14.07

This document cannot be reproduced except in full, without prior written approval of the Company. 本報告未經本公司書面許可，不可部份複製。

Test Mode	Mode 2 IEEE 802.11ac VHT80 / 5610 MHz	Temp/Hum	23.6(℃)/ 59%RH
Test Item	Band Edge	Test Date	June 15, 2023
Polarize	Horizontal	Test Engineer	Ray Li
Detector	Peak & Average		

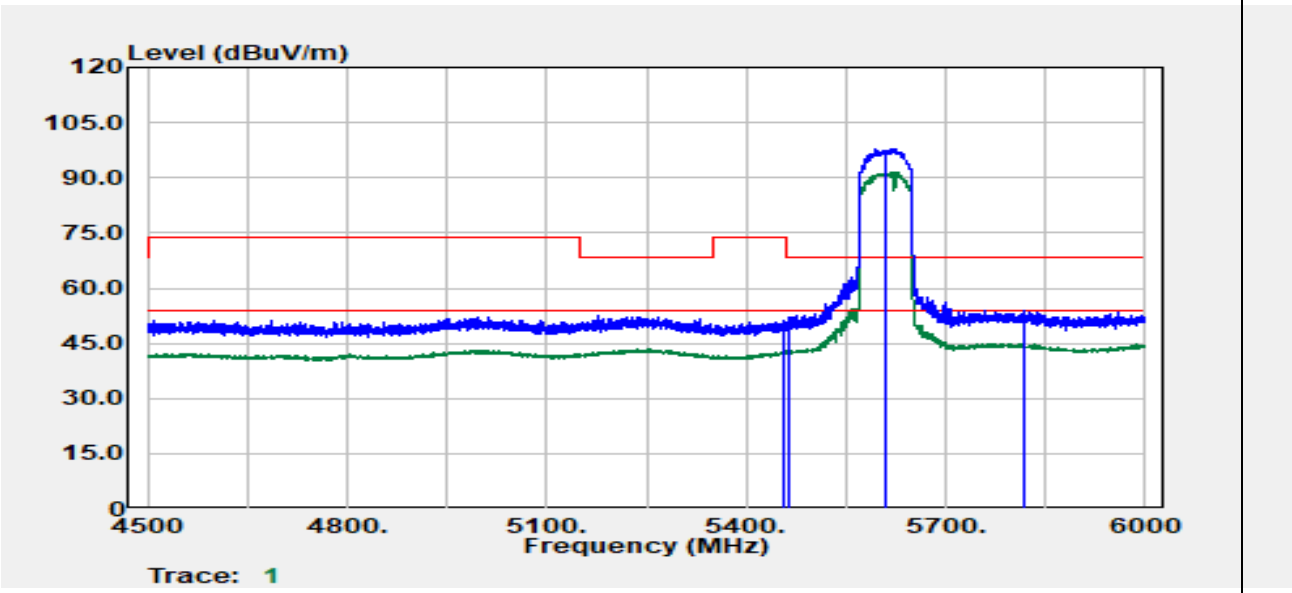

Freq. (MHz)	Detector Mode (PK/QP/AV)	Spectrum Reading Level (dBµV)	Factor (dB)	Actual FS (dBµV/m)	Limit @3m (dBµV/m)	Margin (dB)
5454.90	Average	30.15	12.39	42.54	54.00	-11.46
5457.30	Peak	38.68	12.40	51.08	74.00	-22.92
5462.70	Peak	39.52	12.42	51.94	68.20	-16.26
5610.00	Peak	84.93	12.92	97.85	--	--
5610.00	Average	78.63	12.92	91.55	--	--
5817.30	Peak	39.60	14.11	53.71	68.20	-14.49

This document cannot be reproduced except in full, without prior written approval of the Company. 本報告未經本公司書面許可，不可部份複製。

Test Data for UNII-3

Test Mode	Mode 2 IEEE 802.11a / 5745 MHz	Temp/Hum	23.6(℃)/ 59%RH
Test Item	Band Edge	Test Date	June 15, 2023
Polarize	Vertical	Test Engineer	Ray Li
Detector	Peak & Average		

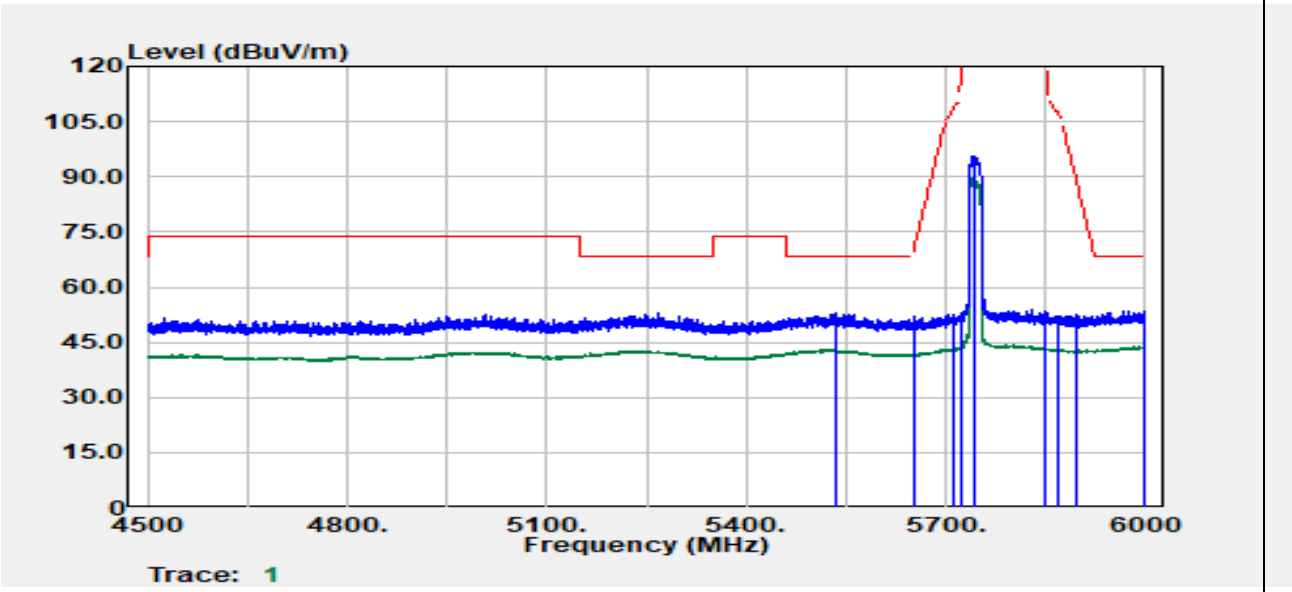

Freq. (MHz)	Detector Mode (PK/QP/AV)	Spectrum Reading Level (dBµV)	Factor (dB)	Actual FS (dBµV/m)	Limit @3m (dBµV/m)	Margin (dB)
5536.50	Peak	40.10	12.82	52.92	68.20	-15.28
5654.10	Peak	38.97	13.30	52.27	71.25	-18.98
5711.40	Peak	38.89	13.62	52.51	108.39	-55.89
5724.60	Peak	38.64	13.69	52.33	121.29	-68.96
5745.00	Peak	81.79	13.79	95.59	--	--
5745.00	Average	75.65	13.79	89.44	--	--
5851.20	Peak	39.31	14.02	53.33	119.46	-66.13
5868.90	Peak	38.13	14.02	52.15	106.91	-54.75
5895.00	Peak	38.29	14.03	52.32	90.36	-38.04
5999.40	Peak	39.42	14.15	53.58	68.20	-14.62

This document cannot be reproduced except in full, without prior written approval of the Company. 本報告未經本公司書面許可，不可部份複製。

Test Mode	Mode 2 IEEE 802.11a / 5745 MHz	Temp/Hum	23.6(℃)/ 59%RH
Test Item	Band Edge	Test Date	June 15, 2023
Polarize	Horizontal	Test Engineer	Ray Li
Detector	Peak & Average		

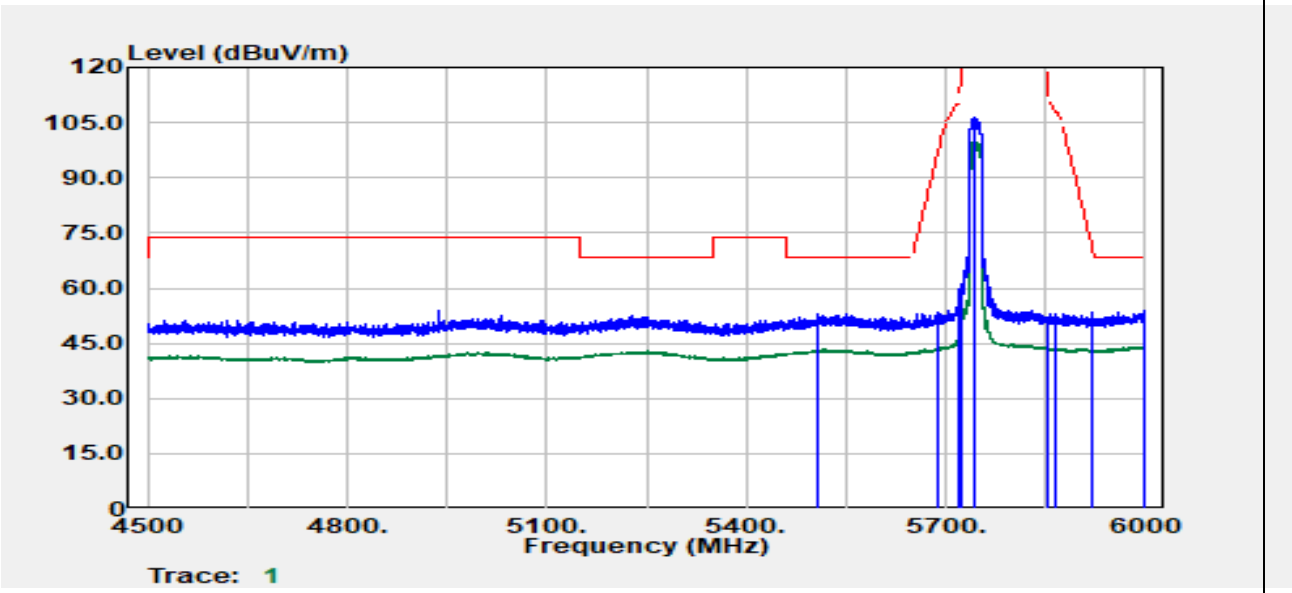

Freq. (MHz)	Detector Mode (PK/QP/AV)	Spectrum Reading Level (dBμV)	Factor (dB)	Actual FS (dBμV/m)	Limit @3m (dBμV/m)	Margin (dB)
5507.70	Peak	40.57	12.61	53.18	68.20	-15.02
5689.50	Peak	39.92	13.50	53.42	97.46	-44.04
5718.90	Peak	42.57	13.66	56.22	110.49	-54.27
5724.30	Peak	47.51	13.69	61.19	120.60	-59.41
5745.00	Peak	92.56	13.79	106.36	--	--
5745.00	Average	85.96	13.79	99.76	--	--
5853.90	Peak	37.98	14.02	52.00	113.31	-61.31
5865.90	Peak	38.87	14.02	52.89	107.75	-54.86
5921.70	Peak	39.16	14.09	53.24	70.63	-17.39
5999.40	Peak	39.90	14.15	54.05	68.20	-14.15

This document cannot be reproduced except in full, without prior written approval of the Company. 本報告未經本公司書面許可，不可部份複製。

Test Mode	Mode 2 IEEE 802.11a / 5825 MHz	Temp/Hum	23.6(℃)/ 59%RH
Test Item	Band Edge	Test Date	June 15, 2023
Polarize	Vertical	Test Engineer	Ray Li
Detector	Peak & Average		

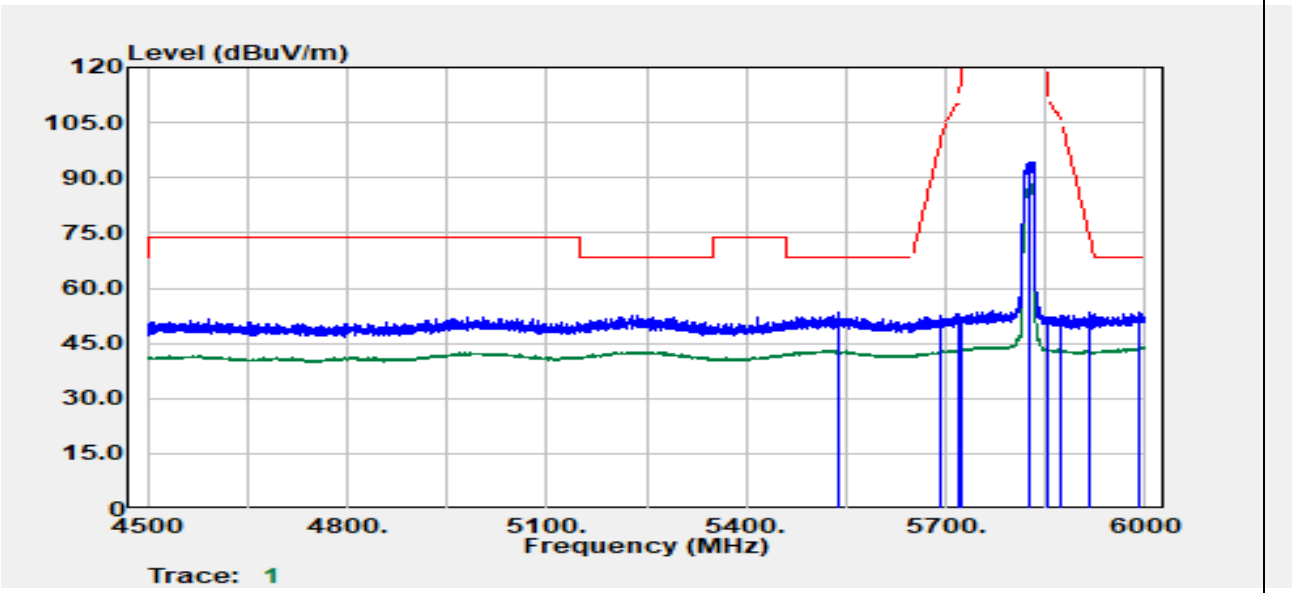

Freq. (MHz)	Detector Mode (PK/QP/AV)	Spectrum Reading Level (dBμV)	Factor (dB)	Actual FS (dBμV/m)	Limit @3m (dBμV/m)	Margin (dB)
5539.50	Peak	40.42	12.84	53.26	68.20	-14.94
5694.00	Peak	39.15	13.53	52.67	100.78	-48.10
5719.50	Peak	39.34	13.66	53.00	110.66	-57.66
5724.00	Peak	38.61	13.68	52.30	119.92	-67.62
5825.00	Peak	80.29	14.09	94.38	--	--
5825.00	Average	74.04	14.09	88.13	--	--
5851.80	Peak	38.03	14.02	52.06	118.09	-66.04
5871.00	Peak	38.54	14.02	52.57	106.32	-53.75
5917.80	Peak	39.51	14.08	53.58	73.51	-19.93
5990.70	Peak	39.50	14.15	53.65	68.20	-14.55

This document cannot be reproduced except in full, without prior written approval of the Company. 本報告未經本公司書面許可，不可部份複製。

Test Mode	Mode 2 IEEE 802.11a / 5825 MHz	Temp/Hum	23.6(℃)/ 59%RH
Test Item	Band Edge	Test Date	June 15, 2023
Polarize	Horizontal	Test Engineer	Ray Li
Detector	Peak & Average		

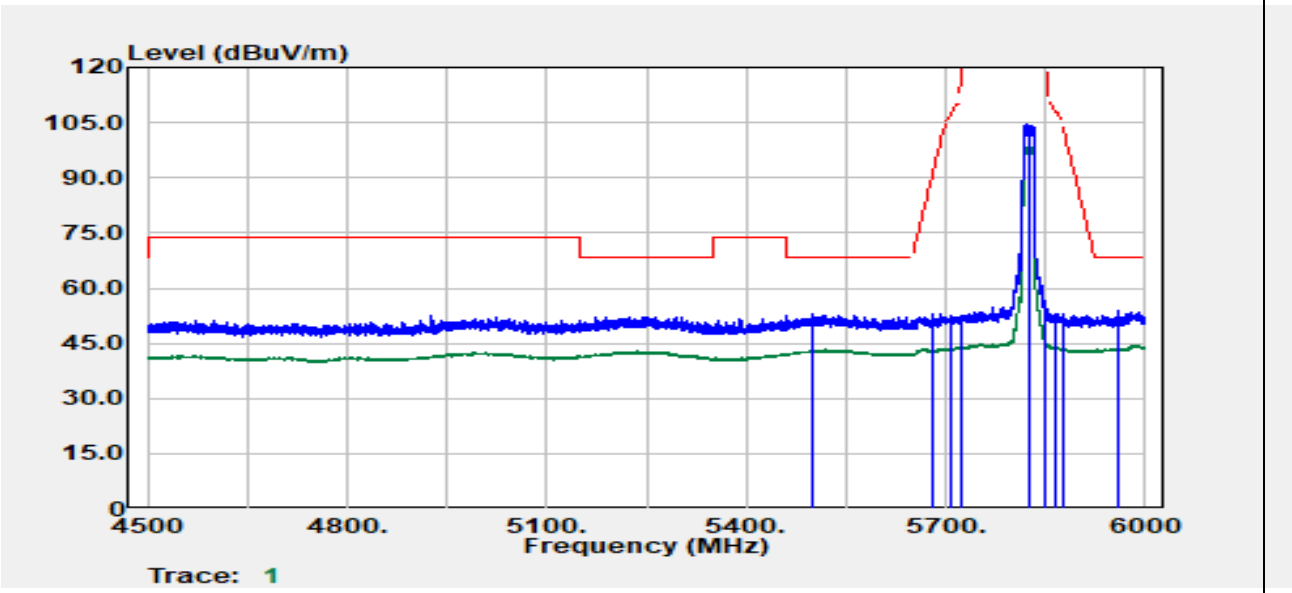

Freq. (MHz)	Detector Mode (PK/QP/AV)	Spectrum Reading Level (dBμV)	Factor (dB)	Actual FS (dBμV/m)	Limit @3m (dBμV/m)	Margin (dB)
5498.70	Peak	40.31	12.55	52.85	68.20	-15.35
5678.40	Peak	39.68	13.44	53.12	89.26	-36.14
5708.40	Peak	38.81	13.60	52.41	107.55	-55.14
5724.90	Peak	38.77	13.69	52.46	121.97	-69.51
5825.00	Peak	90.63	14.09	104.72	--	--
5825.00	Average	84.55	14.09	98.64	--	--
5850.60	Peak	38.93	14.02	52.95	120.83	-67.88
5864.10	Peak	39.14	14.02	53.17	108.25	-55.08
5875.20	Peak	39.13	14.03	53.16	105.05	-51.90
5957.70	Peak	39.75	14.16	53.91	68.20	-14.29

This document cannot be reproduced except in full, without prior written approval of the Company. 本報告未經本公司書面許可，不可部份複製。

Test Mode	Mode 2 IEEE 802.11n HT20 / 5745 MHz	Temp/Hum	23.6(℃)/ 59%RH
Test Item	Band Edge	Test Date	June 15, 2023
Polarize	Vertical	Test Engineer	Ray Li
Detector	Peak & Average		

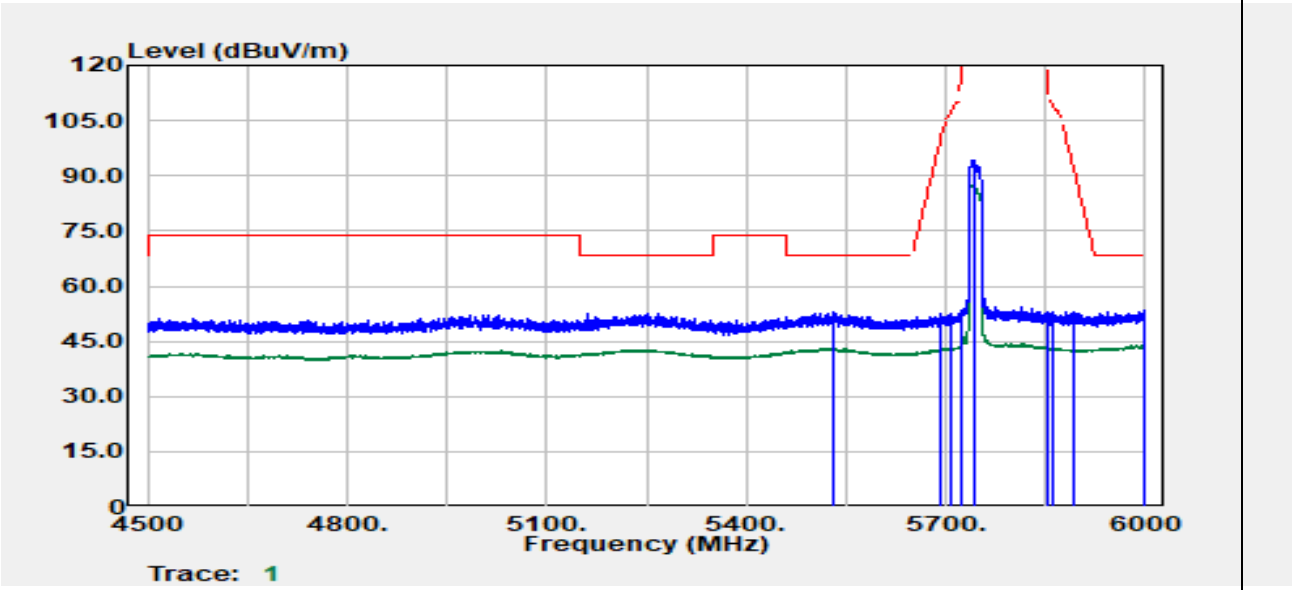

Freq. (MHz)	Detector Mode (PK/QP/AV)	Spectrum Reading Level (dBμV)	Factor (dB)	Actual FS (dBμV/m)	Limit @3m (dBμV/m)	Margin (dB)
5532.00	Peak	40.06	12.78	52.85	68.20	-15.35
5691.60	Peak	38.94	13.51	52.45	99.01	-46.56
5706.00	Peak	39.01	13.59	52.60	106.88	-54.28
5724.00	Peak	39.61	13.68	53.30	119.92	-66.62
5745.00	Peak	80.52	13.79	94.32	--	--
5745.00	Average	73.79	13.79	87.58	--	--
5853.90	Peak	38.99	14.02	53.01	113.31	-60.30
5859.60	Peak	38.95	14.02	52.97	109.51	-56.54
5893.80	Peak	38.94	14.03	52.97	91.25	-38.28
5997.90	Peak	39.30	14.15	53.45	68.20	-14.75

This document cannot be reproduced except in full, without prior written approval of the Company. 本報告未經本公司書面許可，不可部份複製。

Test Mode	Mode 2 IEEE 802.11n HT20 / 5745 MHz	Temp/Hum	23.6(℃)/ 59%RH
Test Item	Band Edge	Test Date	June 15, 2023
Polarize	Horizontal	Test Engineer	Ray Li
Detector	Peak & Average		

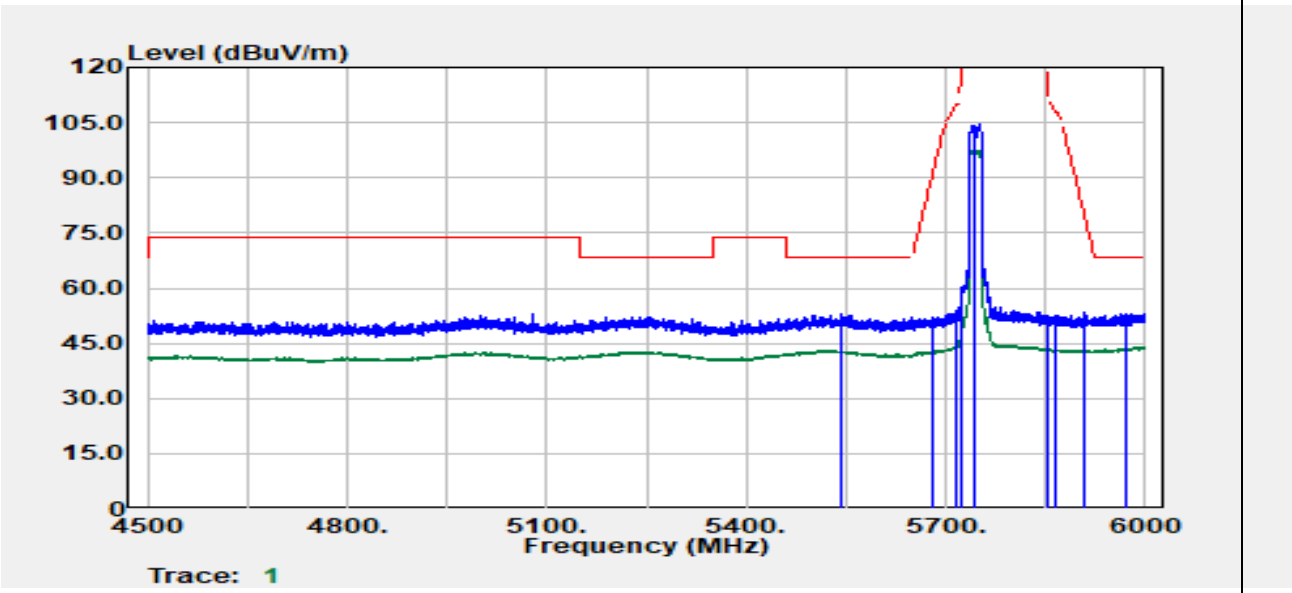

Freq. (MHz)	Detector Mode (PK/QP/AV)	Spectrum Reading Level (dBμV)	Factor (dB)	Actual FS (dBμV/m)	Limit @3m (dBμV/m)	Margin (dB)
5543.40	Peak	40.05	12.87	52.92	68.20	-15.28
5681.40	Peak	38.55	13.46	52.01	91.47	-39.46
5715.90	Peak	40.10	13.64	53.74	109.65	-55.92
5723.70	Peak	46.40	13.68	60.08	119.24	-59.16
5745.00	Peak	90.62	13.79	104.41	--	--
5745.00	Average	83.66	13.79	97.45	--	--
5853.00	Peak	38.32	14.02	52.34	115.36	-63.02
5865.00	Peak	38.62	14.02	52.64	108.00	-55.36
5908.80	Peak	39.28	14.05	53.34	80.15	-26.82
5970.90	Peak	39.03	14.16	53.19	68.20	-15.01

This document cannot be reproduced except in full, without prior written approval of the Company. 本報告未經本公司書面許可，不可部份複製。

Test Mode	Mode 2 IEEE 802.11n HT20 / 5825 MHz	Temp/Hum	23.6(℃)/ 59%RH
Test Item	Band Edge	Test Date	June 15, 2023
Polarize	Vertical	Test Engineer	Ray Li
Detector	Peak & Average		

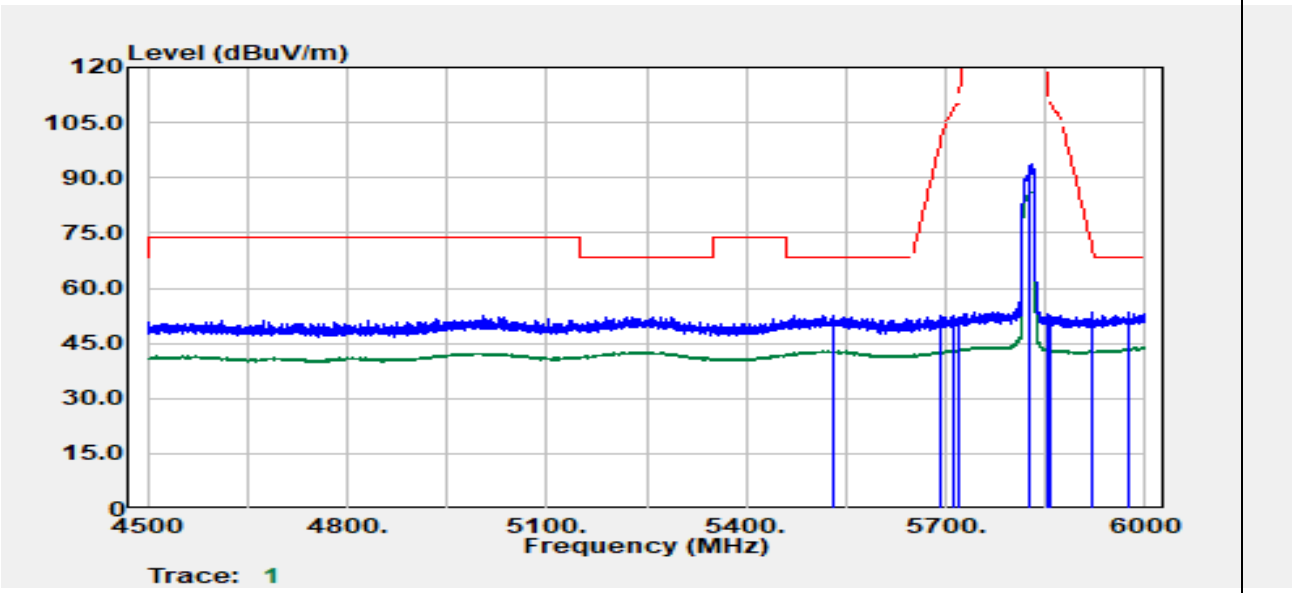

Freq. (MHz)	Detector Mode (PK/QP/AV)	Spectrum Reading Level (dBμV)	Factor (dB)	Actual FS (dBμV/m)	Limit @3m (dBμV/m)	Margin (dB)
5529.60	Peak	39.89	12.77	52.65	68.20	-15.55
5691.90	Peak	38.89	13.51	52.40	99.23	-46.83
5710.20	Peak	38.82	13.61	52.43	108.06	-55.63
5721.00	Peak	38.43	13.67	52.10	113.08	-60.98
5825.00	Peak	79.44	14.09	93.53	--	--
5825.00	Average	72.07	14.09	86.16	--	--
5852.40	Peak	38.81	14.02	52.83	116.73	-63.90
5858.70	Peak	38.66	14.02	52.68	109.76	-57.08
5919.90	Peak	39.30	14.08	53.39	71.96	-18.57
5974.80	Peak	39.10	14.16	53.25	68.20	-14.95

This document cannot be reproduced except in full, without prior written approval of the Company. 本報告未經本公司書面許可，不可部份複製。

Test Mode	Mode 2 IEEE 802.11n HT20 / 5825 MHz	Temp/Hum	23.6(℃)/ 59%RH
Test Item	Band Edge	Test Date	June 15, 2023
Polarize	Horizontal	Test Engineer	Ray Li
Detector	Peak & Average		

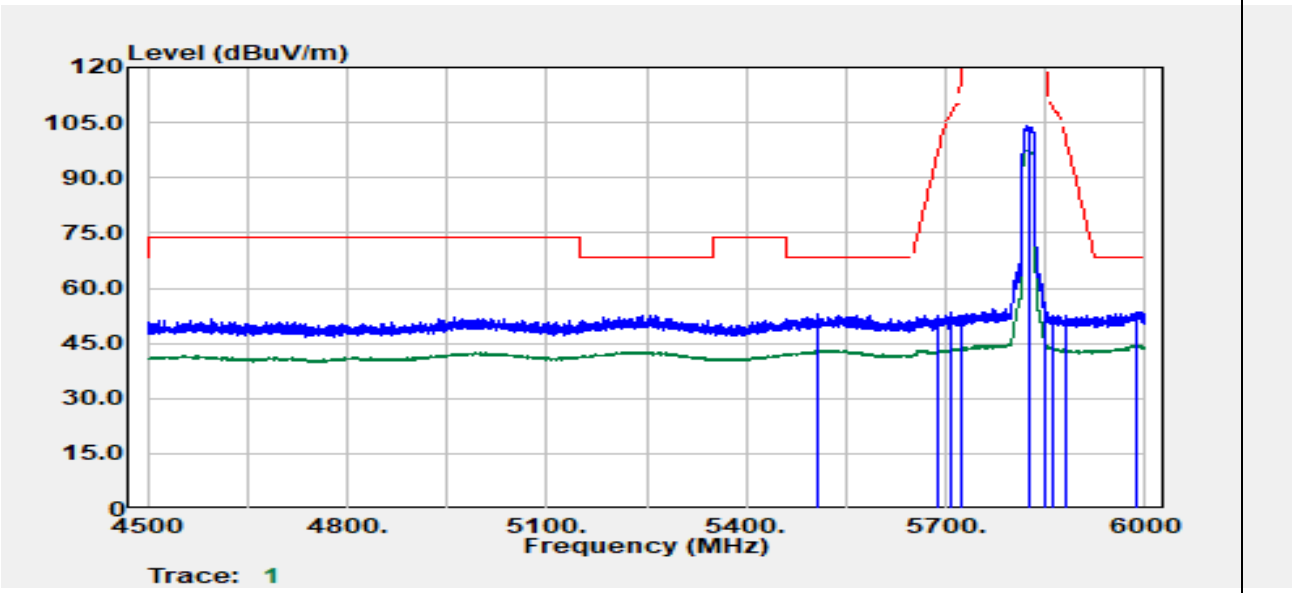

Freq. (MHz)	Detector Mode (PK/QP/AV)	Spectrum Reading Level (dBμV)	Factor (dB)	Actual FS (dBμV/m)	Limit @3m (dBμV/m)	Margin (dB)
5506.20	Peak	40.32	12.60	52.91	68.20	-15.29
5686.20	Peak	39.11	13.48	52.59	95.02	-42.43
5709.00	Peak	39.77	13.61	53.38	107.72	-54.34
5723.10	Peak	38.15	13.68	51.83	117.87	-66.03
5825.00	Peak	89.87	14.09	103.96	--	--
5825.00	Average	83.26	14.09	97.35	--	--
5850.30	Peak	39.24	14.02	53.26	121.52	-68.25
5859.30	Peak	38.54	14.02	52.56	109.59	-57.03
5880.60	Peak	38.67	14.03	52.69	101.04	-48.35
5985.30	Peak	39.45	14.15	53.61	68.20	-14.59

This document cannot be reproduced except in full, without prior written approval of the Company. 本報告未經本公司書面許可，不可部份複製。

Test Mode	Mode 2 IEEE 802.11n HT40 / 5755 MHz	Temp/Hum	23.6(℃)/ 59%RH
Test Item	Band Edge	Test Date	June 15, 2023
Polarize	Vertical	Test Engineer	Ray Li
Detector	Peak & Average		

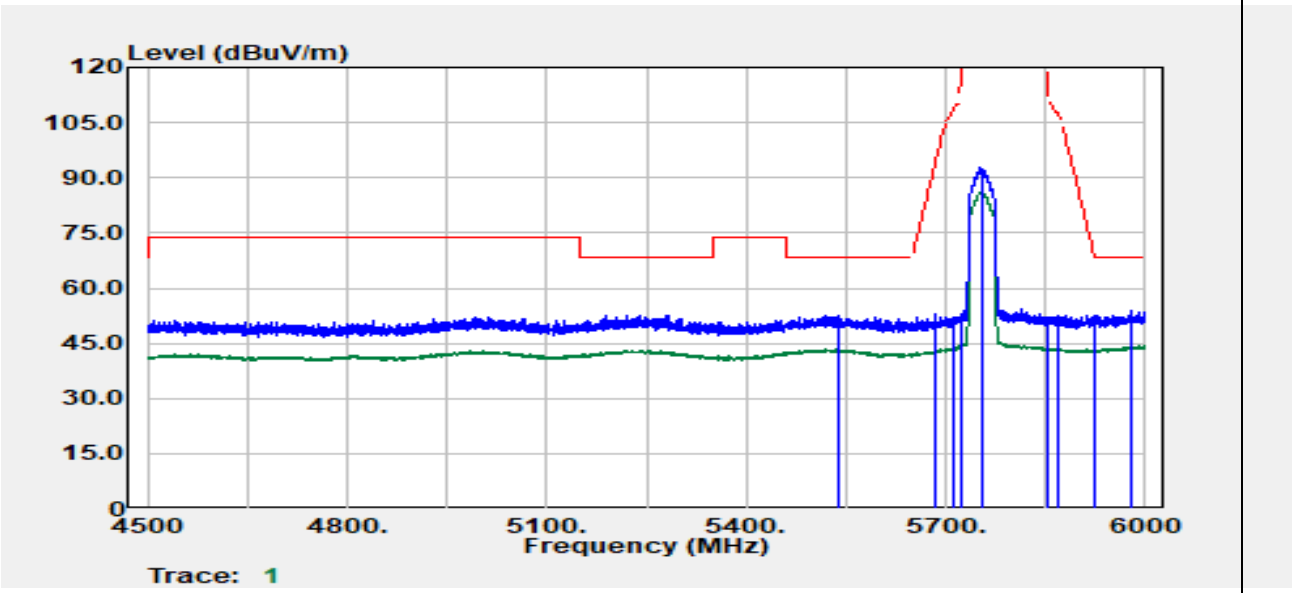

Freq. (MHz)	Detector Mode (PK/QP/AV)	Spectrum Reading Level (dBμV)	Factor (dB)	Actual FS (dBμV/m)	Limit @3m (dBμV/m)	Margin (dB)
5537.10	Peak	39.85	12.82	52.67	68.20	-15.53
5682.60	Peak	39.66	13.46	53.12	92.36	-39.24
5712.60	Peak	38.62	13.63	52.25	108.73	-56.48
5721.60	Peak	39.48	13.67	53.15	114.45	-61.30
5755.00	Peak	78.91	13.85	92.76	--	--
5755.00	Average	72.29	13.85	86.14	--	--
5853.30	Peak	38.03	14.02	52.05	114.67	-62.62
5868.00	Peak	38.56	14.02	52.59	107.16	-54.57
5922.90	Peak	38.62	14.09	52.70	69.75	-17.04
5979.60	Peak	39.51	14.15	53.66	68.20	-14.54

This document cannot be reproduced except in full, without prior written approval of the Company. 本報告未經本公司書面許可，不可部份複製。

Test Mode	Mode 2 IEEE 802.11n HT40 / 5755 MHz	Temp/Hum	23.6(℃)/ 59%RH
Test Item	Band Edge	Test Date	June 15, 2023
Polarize	Horizontal	Test Engineer	Ray Li
Detector	Peak & Average		

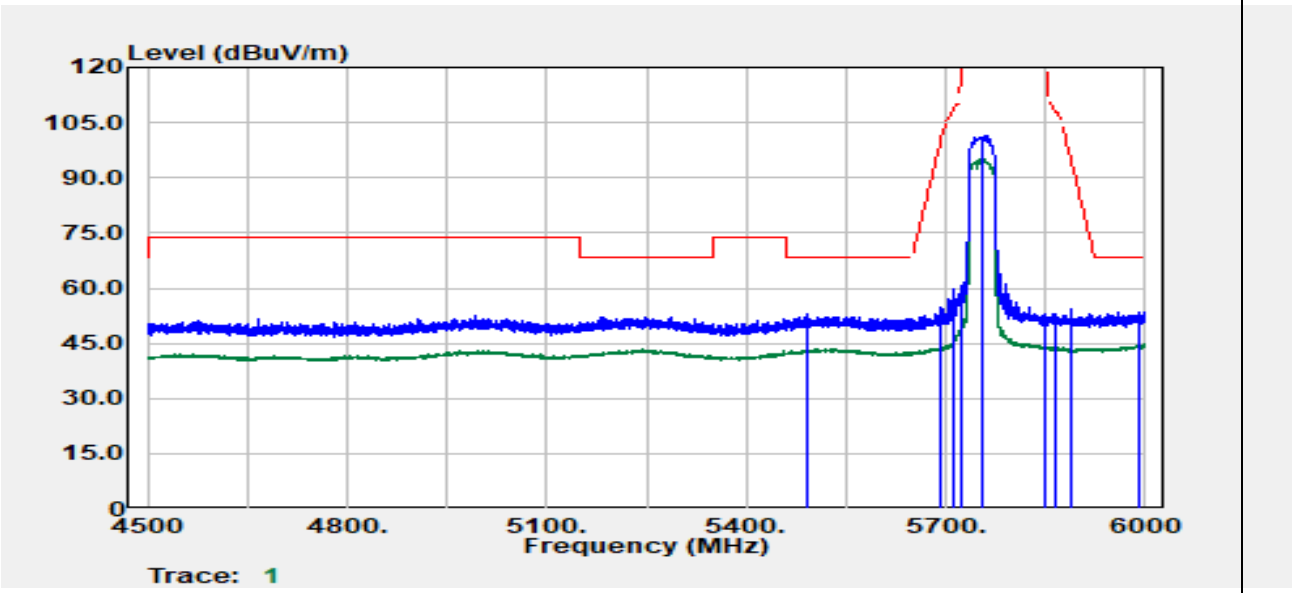

Freq. (MHz)	Detector Mode (PK/QP/AV)	Spectrum Reading Level (dBμV)	Factor (dB)	Actual FS (dBμV/m)	Limit @3m (dBμV/m)	Margin (dB)
5491.20	Peak	40.34	12.52	52.85	68.20	-15.35
5691.90	Peak	41.18	13.51	54.69	99.23	-44.54
5713.50	Peak	46.26	13.63	59.89	108.98	-49.09
5724.60	Peak	46.78	13.69	60.46	121.29	-60.82
5755.00	Peak	87.63	13.85	101.49	--	--
5755.00	Average	81.17	13.85	95.02	--	--
5850.90	Peak	38.99	14.02	53.01	120.15	-67.14
5864.40	Peak	38.94	14.02	52.96	108.17	-55.20
5887.80	Peak	40.21	14.03	54.24	95.70	-41.46
5989.50	Peak	39.31	14.15	53.46	68.20	-14.74

This document cannot be reproduced except in full, without prior written approval of the Company. 本報告未經本公司書面許可，不可部份複製。

Test Mode	Mode 2 IEEE 802.11n HT40 / 5795 MHz	Temp/Hum	23.6(℃)/ 59%RH
Test Item	Band Edge	Test Date	June 15, 2023
Polarize	Vertical	Test Engineer	Ray Li
Detector	Peak & Average		

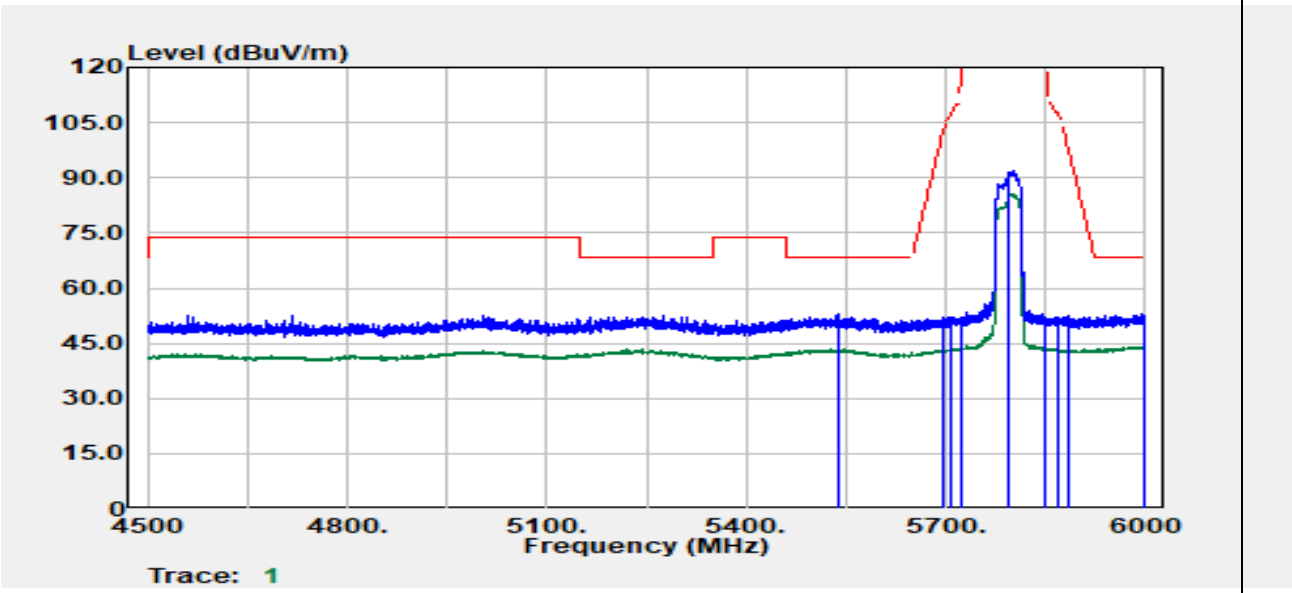

Freq. (MHz)	Detector Mode (PK/QP/AV)	Spectrum Reading Level (dBμV)	Factor (dB)	Actual FS (dBμV/m)	Limit @3m (dBμV/m)	Margin (dB)
5537.70	Peak	39.97	12.83	52.80	68.20	-15.40
5694.60	Peak	38.47	13.53	52.00	101.22	-49.22
5707.80	Peak	38.55	13.60	52.15	107.39	-55.23
5722.80	Peak	38.46	13.68	52.14	117.19	-65.05
5795.00	Peak	77.96	14.13	92.09	--	--
5795.00	Average	71.42	14.13	85.55	--	--
5850.30	Peak	38.08	14.02	52.10	121.52	-69.41
5868.00	Peak	38.05	14.02	52.07	107.16	-55.08
5882.70	Peak	38.47	14.03	52.50	99.48	-46.98
6000.00	Peak	38.92	14.15	53.07	68.20	-15.13

This document cannot be reproduced except in full, without prior written approval of the Company. 本報告未經本公司書面許可，不可部份複製。

Test Mode	Mode 2 IEEE 802.11n HT40 / 5795 MHz	Temp/Hum	23.6(℃)/ 59%RH
Test Item	Band Edge	Test Date	June 15, 2023
Polarize	Horizontal	Test Engineer	Ray Li
Detector	Peak & Average		

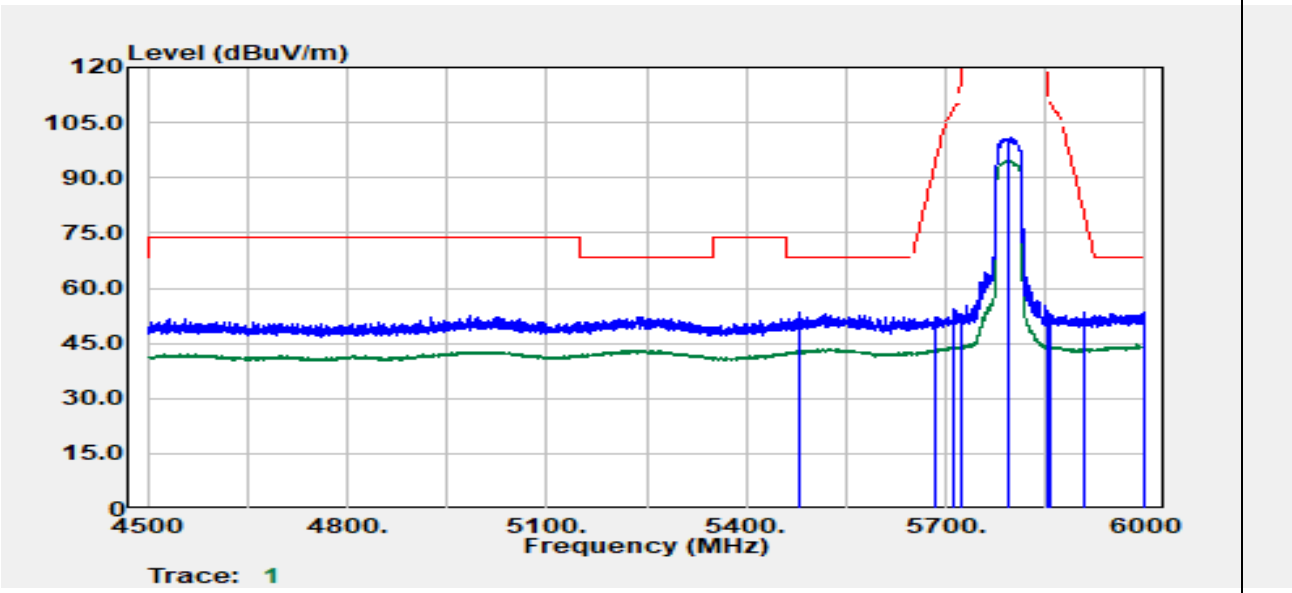

Freq. (MHz)	Detector Mode (PK/QP/AV)	Spectrum Reading Level (dBμV)	Factor (dB)	Actual FS (dBμV/m)	Limit @3m (dBμV/m)	Margin (dB)
5481.60	Peak	40.97	12.49	53.46	68.20	-14.74
5684.40	Peak	38.66	13.47	52.13	93.69	-41.56
5713.50	Peak	40.64	13.63	54.27	108.98	-54.72
5724.30	Peak	39.43	13.69	53.11	120.60	-67.49
5795.00	Peak	86.90	14.13	101.03	--	--
5795.00	Average	80.57	14.13	94.69	--	--
5852.40	Peak	39.08	14.02	53.10	116.73	-63.63
5859.00	Peak	38.83	14.02	52.85	109.68	-56.83
5910.00	Peak	39.57	14.06	53.62	79.27	-25.64
5998.50	Peak	39.39	14.15	53.54	68.20	-14.66

This document cannot be reproduced except in full, without prior written approval of the Company. 本報告未經本公司書面許可，不可部份複製。

Test Mode	Mode 2 IEEE 802.11ac VHT80 / 5775 MHz	Temp/Hum	23.6(℃)/ 59%RH
Test Item	Band Edge	Test Date	June 15, 2023
Polarize	Vertical	Test Engineer	Ray Li
Detector	Peak & Average		

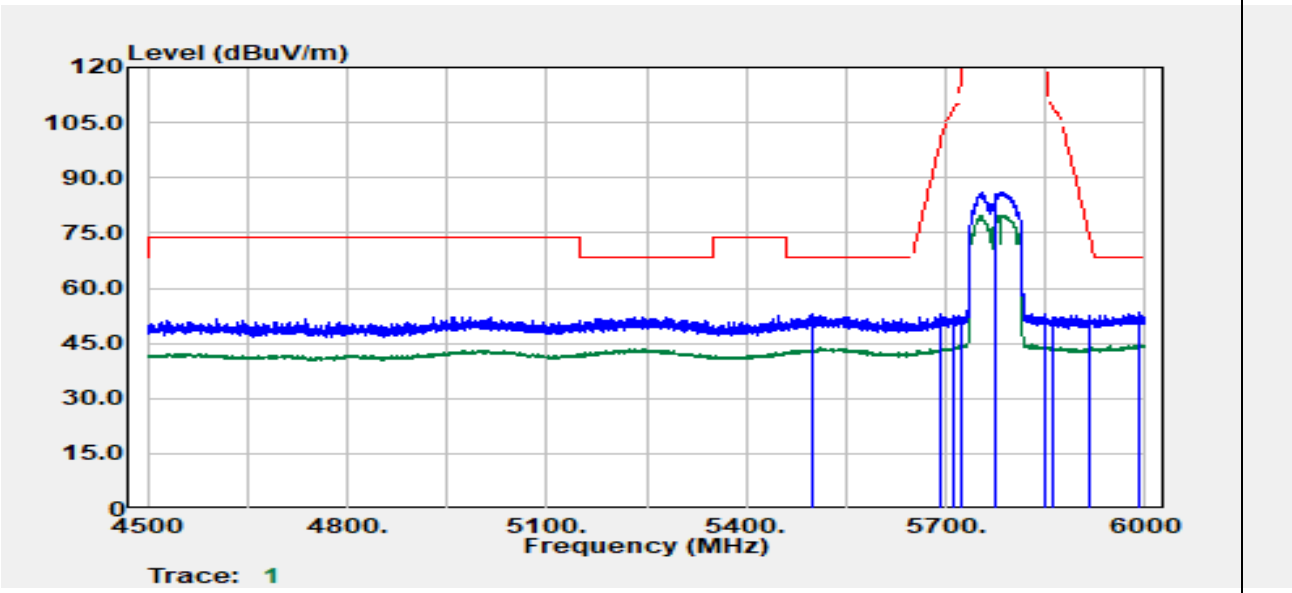

Freq. (MHz)	Detector Mode (PK/QP/AV)	Spectrum Reading Level (dBμV)	Factor (dB)	Actual FS (dBμV/m)	Limit @3m (dBμV/m)	Margin (dB)
5500.50	Peak	40.61	12.55	53.16	68.20	-15.04
5694.00	Peak	39.37	13.53	52.90	100.78	-47.88
5712.90	Peak	39.11	13.63	52.74	108.81	-56.07
5721.90	Peak	38.35	13.67	52.02	115.13	-63.11
5775.00	Peak	72.13	13.99	86.12	--	--
5775.00	Average	65.76	13.99	79.75	--	--
5850.90	Peak	38.87	14.02	52.89	120.15	-67.26
5860.80	Peak	38.22	14.02	52.24	109.17	-56.93
5917.50	Peak	38.49	14.08	52.57	73.73	-21.16
5991.90	Peak	39.37	14.15	53.53	68.20	-14.67

This document cannot be reproduced except in full, without prior written approval of the Company. 本報告未經本公司書面許可，不可部份複製。

Test Mode	Mode 2 IEEE 802.11ac VHT80 / 5775 MHz	Temp/Hum	23.6(℃)/ 59%RH
Test Item	Band Edge	Test Date	June 15, 2023
Polarize	Horizontal	Test Engineer	Ray Li
Detector	Peak & Average		

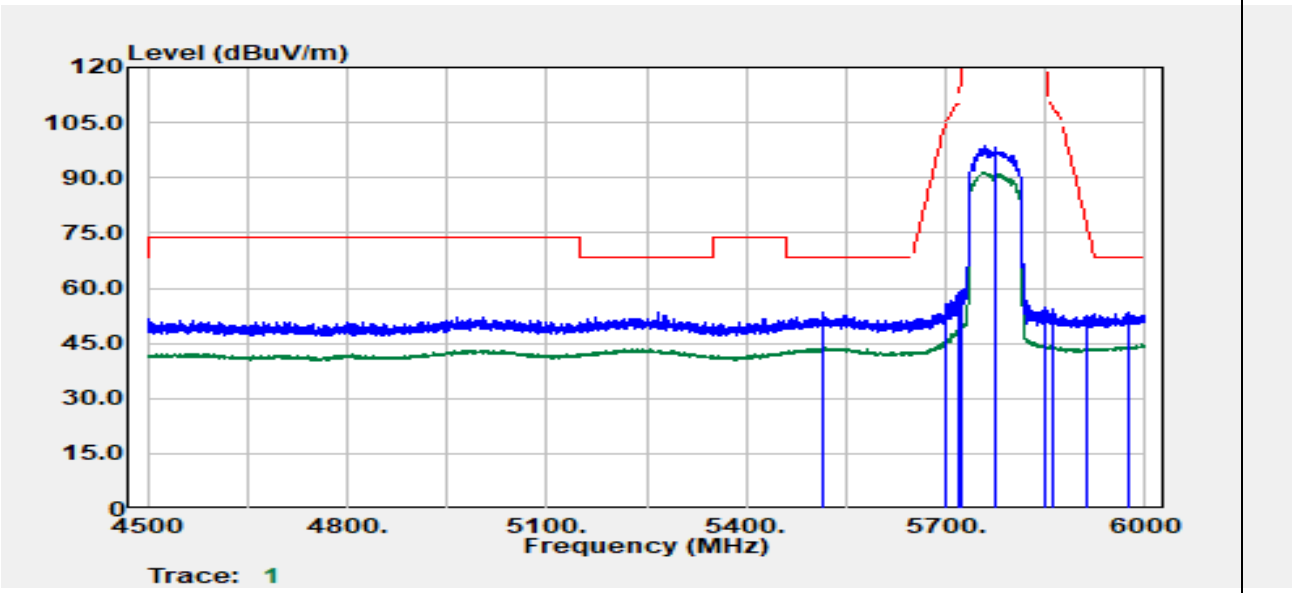

Freq. (MHz)	Detector Mode (PK/QP/AV)	Spectrum Reading Level (dBμV)	Factor (dB)	Actual FS (dBμV/m)	Limit @3m (dBμV/m)	Margin (dB)
5516.40	Peak	40.91	12.67	53.58	68.20	-14.62
5700.00	Peak	42.02	13.56	55.58	105.20	-49.62
5717.70	Peak	45.26	13.65	58.91	110.16	-51.24
5724.90	Peak	45.42	13.69	59.11	121.97	-62.86
5775.00	Peak	84.72	13.99	98.71	--	--
5775.00	Average	77.53	13.99	91.52	--	--
5850.60	Peak	39.19	14.02	53.21	120.83	-67.62
5861.40	Peak	40.42	14.02	54.44	109.01	-54.57
5913.90	Peak	38.58	14.07	52.65	76.39	-23.74
5973.30	Peak	39.49	14.16	53.64	68.20	-14.56

This document cannot be reproduced except in full, without prior written approval of the Company. 本報告未經本公司書面許可，不可部份複製。

Below 1G Test Data:

Test Mode	Mode 1 IEEE 802.11ac VHT80 / 5210 MHz	Temp/Hum	24.4(℃)/ 57%RH
Test Item	30MHz-1GHz	Test Date	June 30, 2023
Polarize	Vertical	Test Engineer	Ray Li
Detector	Peak		

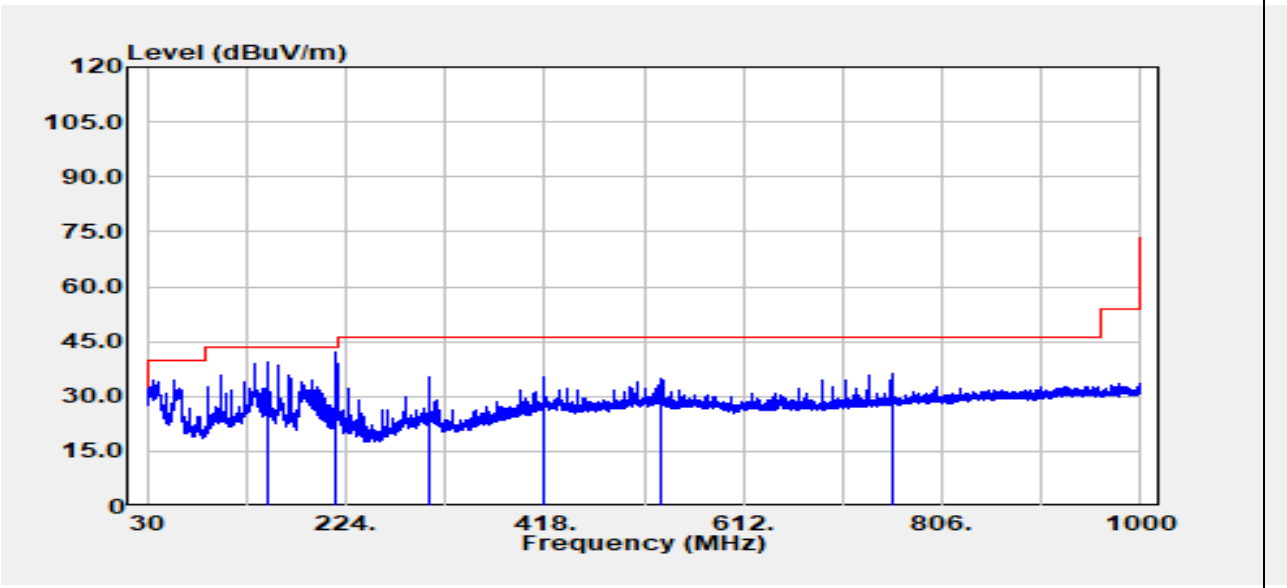

Freq. (MHz)	Detector Mode (PK/QP/AV)	Spectrum Reading Level (dBμV)	Factor (dB)	Actual FS (dBμV/m)	Limit @3m (dBμV/m)	Margin (dB)
146.76	Peak	49.83	-10.22	39.61	43.50	-3.89
214.54	Peak	53.91	-11.88	42.03	43.50	-1.47
304.87	Peak	43.98	-8.43	35.54	46.00	-10.46
417.76	Peak	40.66	-5.19	35.47	46.00	-10.53
532.46	Peak	38.11	-3.03	35.08	46.00	-10.92
756.41	Peak	35.68	0.76	36.44	46.00	-9.56

Note: 1. No emission found between lowest internal used/generated frequency to 30MHz(9KHz~30MHz)
2. For below 1GHz, the EUT peak value was under average limit, therefore the Average value compliance with the average limit.

This document cannot be reproduced except in full, without prior written approval of the Company. 本報告未經本公司書面許可，不可部份複製。

Test Mode	Mode 1 IEEE 802.11ac VHT80 / 5210 MHz	Temp/Hum	24.4(℃)/ 57%RH
Test Item	30MHz-1GHz	Test Date	June 30, 2023
Polarize	Horizontal	Test Engineer	Ray Li
Detector	Peak		

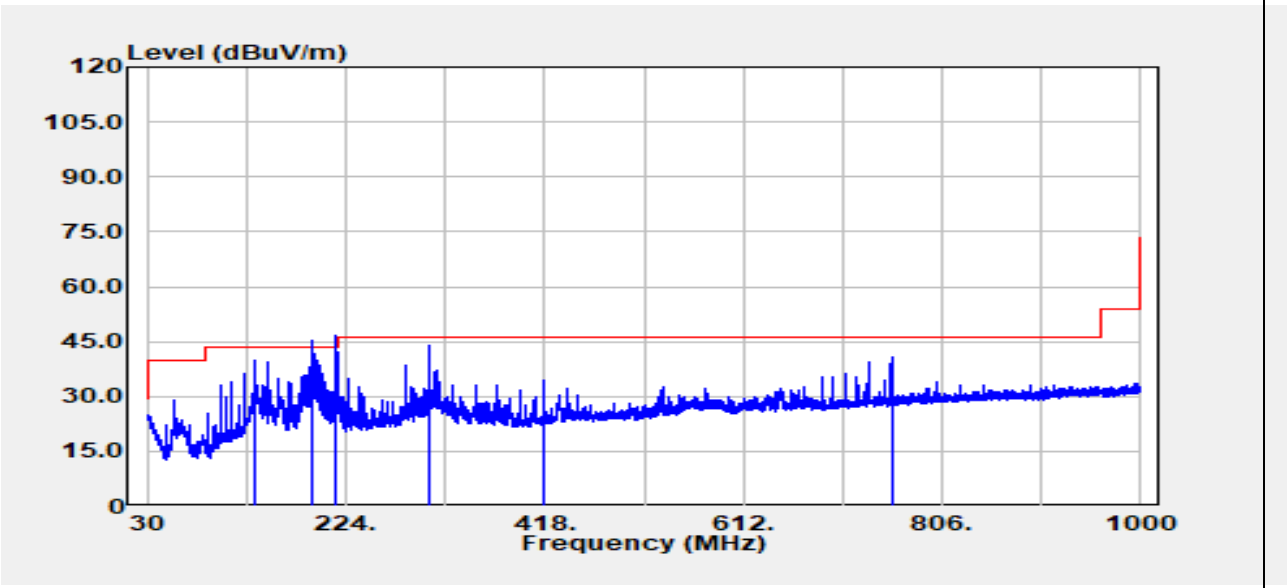

Freq. (MHz)	Detector Mode (PK/QP/AV)	Spectrum Reading Level (dBμV)	Factor (dB)	Actual FS (dBμV/m)	Limit @3m (dBμV/m)	Margin (dB)
135.49	Peak	49.44	-9.74	39.70	43.50	-3.80
191.87	QP	50.16	-11.10	39.07	43.50	-4.43
214.54	QP	54.65	-11.88	42.77	43.50	-0.73
304.87	Peak	52.28	-8.43	43.85	46.00	-2.15
417.76	Peak	39.72	-5.19	34.52	46.00	-11.48
756.41	Peak	40.06	0.76	40.83	46.00	-5.17

Note: 1. No emission found between lowest internal used/generated frequency to 30MHz(9KHz~30MHz)
2. For below 1GHz, the EUT peak value was under average limit, therefore the Average value compliance with the average limit.

This document cannot be reproduced except in full, without prior written approval of the Company. 本報告未經本公司書面許可，不可部份複製。

Test Mode	Mode 1 IEEE 802.11ac VHT80 / 5290 MHz	Temp/Hum	24.4(℃)/ 57%RH
Test Item	30MHz-1GHz	Test Date	June 30, 2023
Polarize	Vertical	Test Engineer	Ray Li
Detector	Peak		

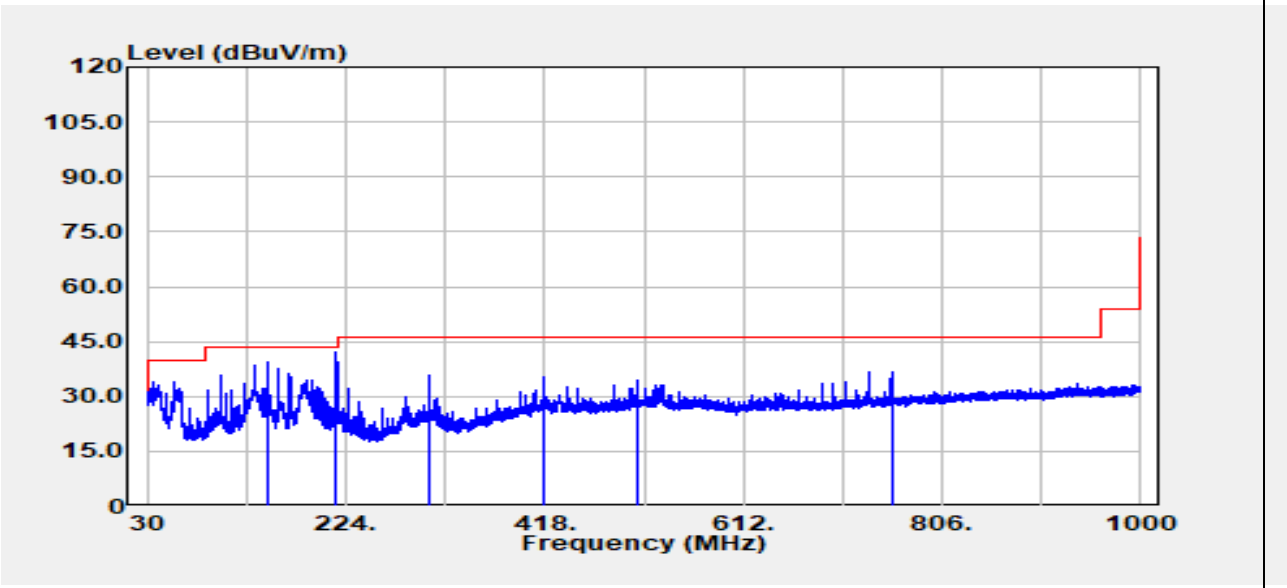

Freq. (MHz)	Detector Mode (PK/QP/AV)	Spectrum Reading Level (dBμV)	Factor (dB)	Actual FS (dBμV/m)	Limit @3m (dBμV/m)	Margin (dB)
146.76	Peak	49.72	-10.22	39.50	43.50	-4.00
214.54	Peak	54.07	-11.88	42.18	43.50	-1.32
304.87	Peak	44.33	-8.43	35.90	46.00	-10.10
417.76	Peak	40.73	-5.19	35.54	46.00	-10.46
508.09	Peak	37.71	-3.51	34.20	46.00	-11.80
756.53	Peak	36.08	0.77	36.85	46.00	-9.15

Note: 1. No emission found between lowest internal used/generated frequency to 30MHz(9KHz~30MHz)
2. For below 1GHz, the EUT peak value was under average limit, therefore the Average value compliance with the average limit.

This document cannot be reproduced except in full, without prior written approval of the Company. 本報告未經本公司書面許可，不可部份複製。

Test Mode	Mode 1 IEEE 802.11ac VHT80 / 5290 MHz	Temp/Hum	24.4(℃)/ 57%RH
Test Item	30MHz-1GHz	Test Date	June 30, 2023
Polarize	Horizontal	Test Engineer	Ray Li
Detector	Peak		

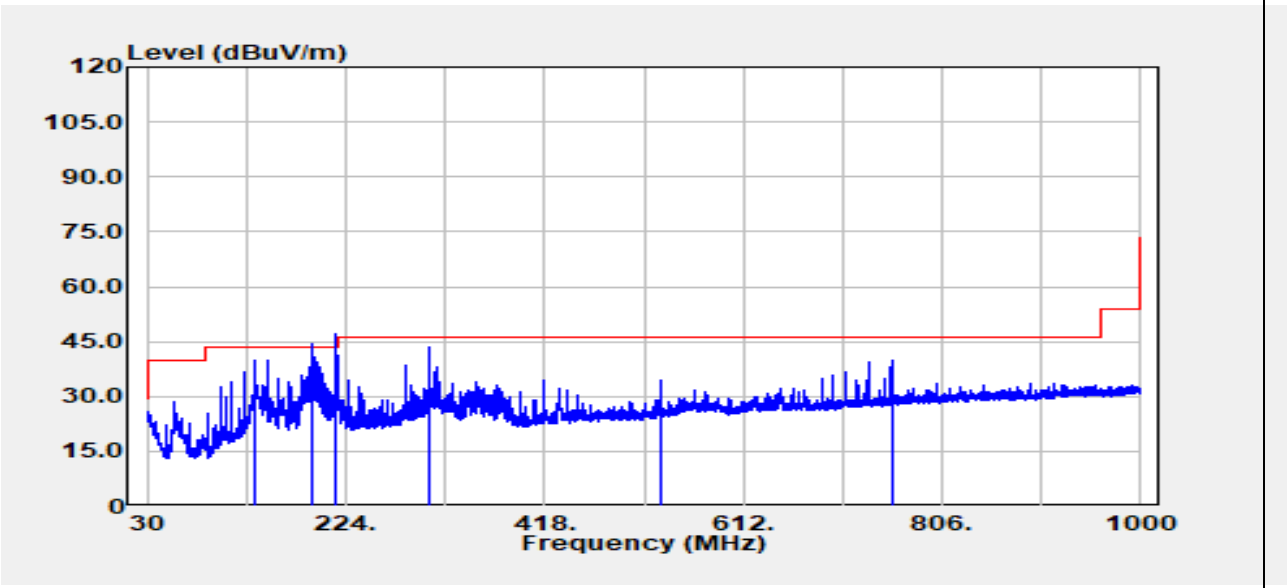

Freq. (MHz)	Detector Mode (PK/QP/AV)	Spectrum Reading Level (dBμV)	Factor (dB)	Actual FS (dBμV/m)	Limit @3m (dBμV/m)	Margin (dB)
135.49	Peak	49.58	-9.74	39.84	43.50	-3.66
191.99	QP	49.65	-11.08	38.57	43.50	-4.93
214.54	QP	54.89	-11.88	43.01	43.50	-0.49
304.87	Peak	52.10	-8.43	43.67	46.00	-2.33
531.37	Peak	37.29	-3.04	34.25	46.00	-11.75
756.41	Peak	39.04	0.76	39.80	46.00	-6.20

Note: 1. No emission found between lowest internal used/generated frequency to 30MHz(9KHz~30MHz)
2. For below 1GHz, the EUT peak value was under average limit, therefore the Average value compliance with the average limit.

This document cannot be reproduced except in full, without prior written approval of the Company. 本報告未經本公司書面許可，不可部份複製。

Test Mode	Mode 1 IEEE 802.11ac VHT80 / 5530 MHz	Temp/Hum	24.4(℃)/ 57%RH
Test Item	30MHz-1GHz	Test Date	June 30, 2023
Polarize	Vertical	Test Engineer	Ray Li
Detector	Peak		

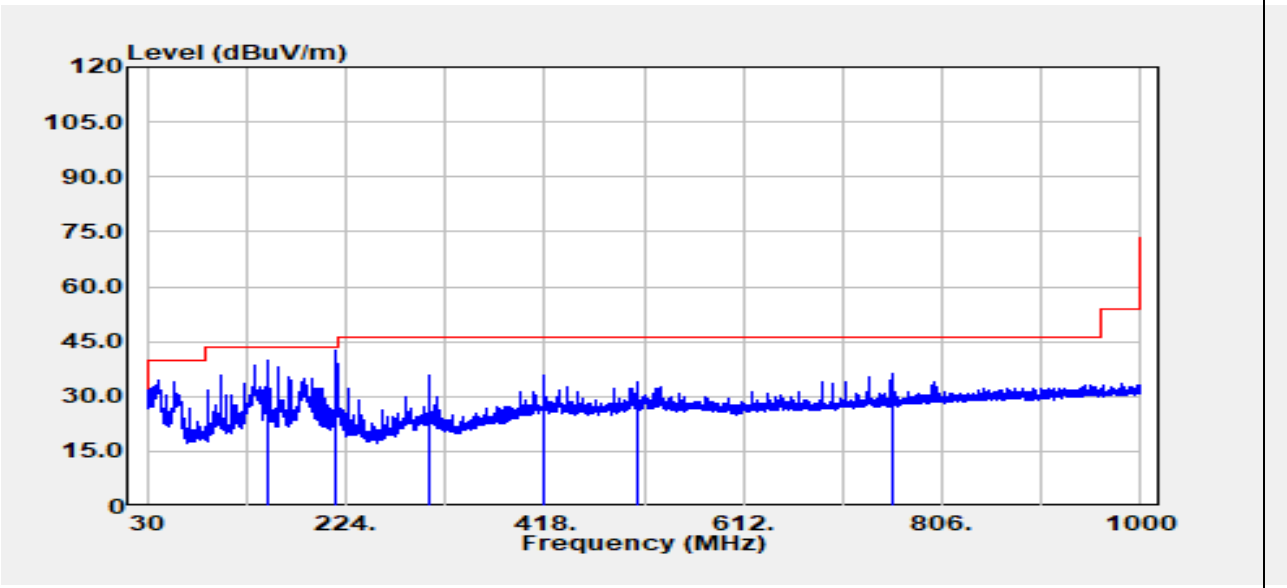

Freq. (MHz)	Detector Mode (PK/QP/AV)	Spectrum Reading Level (dBμV)	Factor (dB)	Actual FS (dBμV/m)	Limit @3m (dBμV/m)	Margin (dB)
146.76	Peak	50.15	-10.22	39.93	43.50	-3.57
214.54	Peak	54.23	-11.88	42.35	43.50	-1.15
304.87	Peak	44.19	-8.43	35.75	46.00	-10.25
417.76	Peak	41.07	-5.19	35.88	46.00	-10.12
508.09	Peak	37.32	-3.51	33.81	46.00	-12.19
756.41	Peak	35.53	0.76	36.29	46.00	-9.71

Note: 1. No emission found between lowest internal used/generated frequency to 30MHz(9KHz~30MHz)
2. For below 1GHz, the EUT peak value was under average limit, therefore the Average value compliance with the average limit.

This document cannot be reproduced except in full, without prior written approval of the Company. 本報告未經本公司書面許可，不可部份複製。

Test Mode	Mode 1 IEEE 802.11ac VHT80 / 5530 MHz	Temp/Hum	24.4(℃)/ 57%RH
Test Item	30MHz-1GHz	Test Date	June 30, 2023
Polarize	Horizontal	Test Engineer	Ray Li
Detector	Peak		

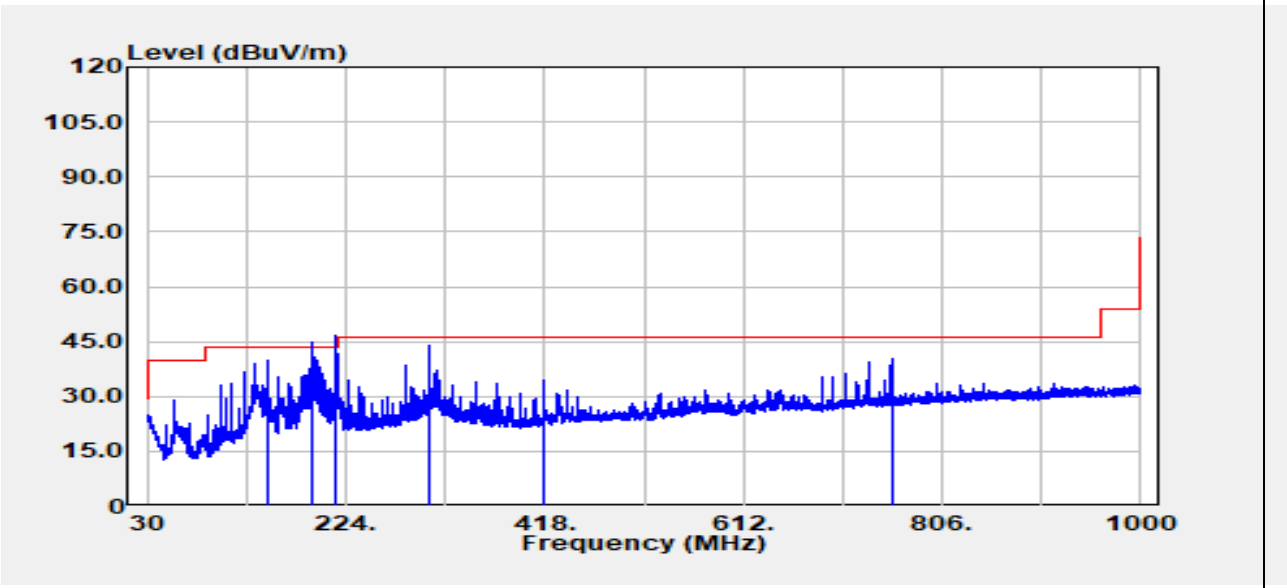

Freq. (MHz)	Detector Mode (PK/QP/AV)	Spectrum Reading Level (dBμV)	Factor (dB)	Actual FS (dBμV/m)	Limit @3m (dBμV/m)	Margin (dB)
146.76	Peak	50.22	-10.22	40.00	43.50	-3.50
191.87	QP	50.11	-11.10	39.01	43.50	-4.49
214.54	QP	54.49	-11.88	42.61	43.50	-0.89
304.87	Peak	52.35	-8.43	43.91	46.00	-2.09
417.76	Peak	39.69	-5.19	34.50	46.00	-11.50
756.41	Peak	39.41	0.76	40.17	46.00	-5.83

Note: 1. No emission found between lowest internal used/generated frequency to 30MHz(9KHz~30MHz)
2. For below 1GHz, the EUT peak value was under average limit, therefore the Average value compliance with the average limit.

This document cannot be reproduced except in full, without prior written approval of the Company. 本報告未經本公司書面許可，不可部份複製。

Test Mode	Mode 1 IEEE 802.11ac VHT80 / 5745 MHz	Temp/Hum	24.4(℃)/ 57%RH
Test Item	30MHz-1GHz	Test Date	June 30, 2023
Polarize	Vertical	Test Engineer	Ray Li
Detector	Peak		

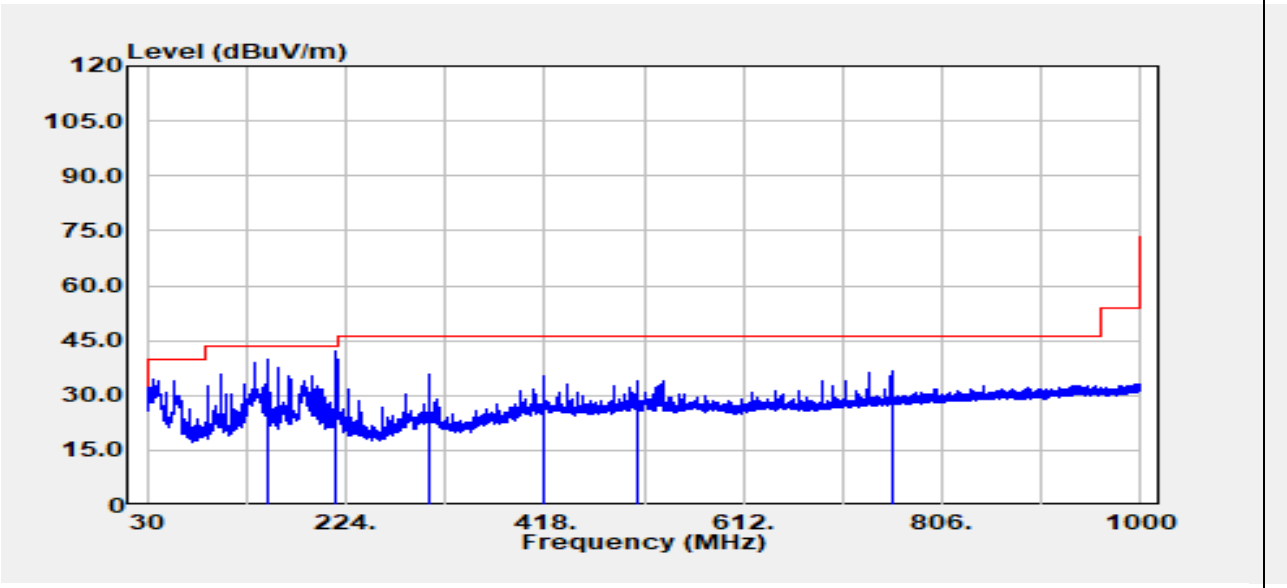

Freq. (MHz)	Detector Mode (PK/QP/AV)	Spectrum Reading Level (dBµV)	Factor (dB)	Actual FS (dBµV/m)	Limit @3m (dBµV/m)	Margin (dB)
146.76	Peak	49.97	-10.22	39.75	43.50	-3.75
214.54	Peak	53.92	-11.88	42.03	43.50	-1.47
304.87	Peak	44.29	-8.43	35.85	46.00	-10.15
417.76	Peak	40.51	-5.19	35.32	46.00	-10.68
508.09	Peak	37.50	-3.51	33.99	46.00	-12.01
756.41	Peak	36.05	0.76	36.82	46.00	-9.18

Note: 1. No emission found between lowest internal used/generated frequency to 30MHz(9KHz~30MHz)
2. For below 1GHz, the EUT peak value was under average limit, therefore the Average value compliance with the average limit.

This document cannot be reproduced except in full, without prior written approval of the Company. 本報告未經本公司書面許可，不可部份複製。

Test Mode	Mode 1 IEEE 802.11ac VHT80 / 5745 MHz	Temp/Hum	24.4(℃)/ 57%RH
Test Item	30MHz-1GHz	Test Date	June 30, 2023
Polarize	Horizontal	Test Engineer	Ray Li
Detector	Peak		

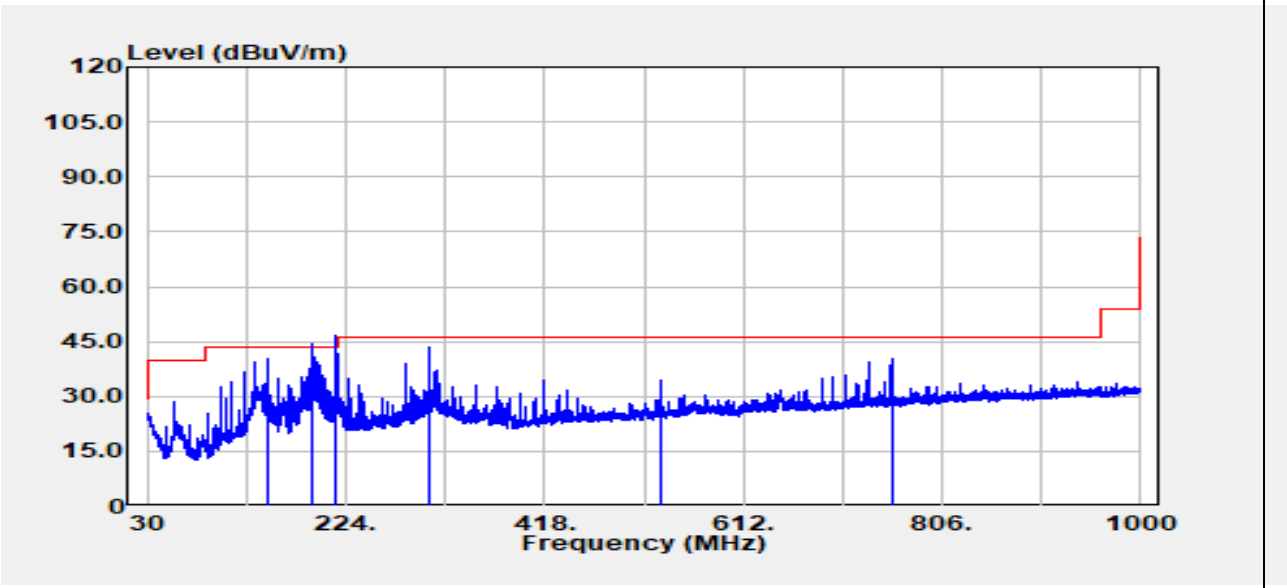

Freq. (MHz)	Detector Mode (PK/QP/AV)	Spectrum Reading Level (dBμV)	Factor (dB)	Actual FS (dBμV/m)	Limit @3m (dBμV/m)	Margin (dB)
146.76	Peak	50.37	-10.22	40.15	43.50	-3.35
191.99	QP	50.30	-11.08	39.22	43.50	-4.28
214.54	QP	54.41	-11.88	42.52	43.50	-0.98
304.87	Peak	52.12	-8.43	43.69	46.00	-2.31
531.37	Peak	37.49	-3.04	34.45	46.00	-11.55
756.41	Peak	39.64	0.76	40.40	46.00	-5.60

Note: 1. No emission found between lowest internal used/generated frequency to 30MHz(9KHz~30MHz)
2. For below 1GHz, the EUT peak value was under average limit, therefore the Average value compliance with the average limit.

This document cannot be reproduced except in full, without prior written approval of the Company. 本報告未經本公司書面許可，不可部份複製。