RF Exposure Report

Report No.: AGC01707180607FH03

APPLICATION PURPOSE	:	Original Equipment
PRODUCT DESIGNATION	:	LED TABLE LAMP WITH WIRELESS CHARGING
BRAND NAME	:	N/A
MODEL NAME	:	HSD9042E
CLIENT	:	SHENZHEN HIGHSTAR ELECTRICAL CO., LTD
DATE OF ISSUE	:	Jul. 12, 2018
STANDARD(S)	:	KDB 680106 D01 RF Exposure Wireless Charging Base App v03
REPORT VERSION	:	V1.0

Attestation of Global Compliance (Shenzhen) Co., Ltd

CAUTION:
This report shall not be reproduced except in full without the written permission of the test laboratory and shall not be quoted out of context.

The results shown in this test report refer only to the sample(s) tested unless otherwise stated and the sample(s) are retained for 30 days only. The document is issued by AGC, this document cannot be reproduced except in full with our prior written permission. The more details and the authenticity of the report will be confirmed at http://www.agc-cert.com.

REPORT REVISE RECORD

Report Version	Revise Time	Issued Date	Valid Version	Notes
V1.0	/	Jul. 12, 2018	Valid	Initial Release

The results shown in this test report refer only to the sample(s) tested unless otherwise stated and the sample(s) are retained for 30 days only. The document is issued by AGC, this document cannot be reproduced except in full with our prior written permission. The more details and the authenticity of the report will be confirmed at http://www.agc-cert.com.

Tel: +86-755 2908 1955 Fax: +86-755 2600 8484 E-mail: agc@agc-cert.com 400 089 2118
Add: 2/F. , Building 2, No.1-4,Chaxi Sanwei Technical Industrial Park,Gushu, Xixiang, Baoan District, Shenzhen, Guangdong China

TABLE OF CONTENTS

1. VERIFICATION OF CONFORMITY **4**

2. GENERAL INFORMATION **5**

2.1. PRODUCT DESCRIPTION 5

3. DESCRIPTION OF TEST MODES **6**

4. SYSTEM TEST CONFIGURATION **6**

5. TEST FACILITY **7**

6. RADIO FREQUENCY (RF) EXPOSURE TEST **8**

6.1. LIMITS 8

6.2. TEST SETUP 8

APPENDIX A: PHOTOGRAPHS OF TEST SETUP **11**

The results shown in this test report refer only to the sample(s) tested unless otherwise stated and the sample(s) are retained for 30 days only. The document is issued by AGC, this document cannot be reproduced except in full with our prior written permission. The more details and the authenticity of the report will be confirmed at http://www.agc-cert.com.

1. VERIFICATION OF CONFORMITY

Applicant	SHENZHEN HIGHSTAR ELECTRICAL CO., LTD
Address	2F,4&5F, Building6,Ya Lian Highstar Industrial Zone,5022 Wuhe Avenue, Bantian Street, Longgang District, Shenzhen China.
Manufacturer	SHENZHEN HIGHSTAR ELECTRICAL CO., LTD
Address	2F,4&5F, Building6,Ya Lian Highstar Industrial Zone,5022 Wuhe Avenue, Bantian Street, Longgang District, Shenzhen China.
Product Designation	LED TABLE LAMP WITH WIRELESS CHARGING
Brand Name	N/A
Test Model:	HSD9042E
Date of test	Jul. 09, 2018 to Jul. 12, 2018
Deviation	None
Condition of Test Sample	Normal
Report Template	AGCRT-US-BR/RF

We hereby certify that:

The above equipment was tested by Attestation of Global Compliance (Shenzhen) Co., Ltd. The test data, data evaluation, test procedures, and equipment configurations shown in this report were made in accordance with the procedures given in KDB 680106 D01.

The results of testing in this report apply to the product/system which was tested only.

Tested By	Max Zhang(Zhang Yi)	Jul. 12, 2018
Reviewed By	Bart Xie(Xie Xiaobin)	Jul. 12, 2018
Approved By	Forrest Lei(Lei Yonggang) Authorized Officer	Jul. 12, 2018

The results shown in this test report refer only to the sample(s) tested unless otherwise stated and the sample(s) are retained for 30 days only. The document is issued by AGC, this document cannot be reproduced except in full with our prior written permission. The more details and the authenticity of the report will be confirmed at http://www.agc-cert.com.

2. GENERAL INFORMATION

2.1. PRODUCT DESCRIPTION

A major technical description of EUT is described as following

Operation Frequency	174.0KHz
Maximum field strength	50.65dBuV/m(Peak)@3m
Number of channels	1
Antenna Designation	Integrated Antenna (Met 15.203 Antenna requirement)
Hardware Version	HSD02 V1.0
Software Version	V1.0
Power Supply	DC13V by adapter

The results shown in this test report refer only to the sample(s) tested unless otherwise stated and the sample(s) are retained for 30 days only. The document is issued by AGC, this document cannot be reproduced except in full with our prior written permission. The more details and the authenticity of the report will be confirmed at http://www.agc-cert.com.

3. DESCRIPTION OF TEST MODES

NO.	TEST MODE DESCRIPTION
1	Wireless charging Mode(Full load)
2	Wireless charging Mode(half load)
3	Wireless charging Mode(Null load)

Note:
1. The mode 1 was the worst case and only the data of the worst case record in this report.

4. SYSTEM TEST CONFIGURATION

Item	Equipment	Model No.	ID or Specification	Remark
1	LED TABLE LAMP WITH WIRELESS CHARGING	HSD9042E	2AAZR-HSD9042E	EUT
2	Adapter	TY1300120A1mn	DC13V 1.2A	Marketed
3	Wireless electronic Load	--	Maximum power 10W	Support

The results shown in this test report refer only to the sample(s) tested unless otherwise stated and the sample(s) are retained for 30 days only. The document is issued by AGC, this document cannot be reproduced except in full with our prior written permission. The more details and the authenticity of the report will be confirmed at http://www.agc-cert.com.

5. TEST FACILITY

Test Site	Attestation of Global Compliance (Shenzhen) Co., Ltd
Location	1-2F., Bldg.2, No.1-4, Chaxi Sanwei Technical Industrial Park, Gushu, Xixiang, Bao'an District B112-B113, Bldg.12, Baoan Bldg Materials Center, No.1 of Xixiang Inner Ring Road, Baoan District, Shenzhen 518012
NVLAP LAB CODE	600153-0
Designation Number	CN5028
FCC Test Firm Registration Number	682566
Description	Attestation of Global Compliance(Shenzhen) Co., Ltd is accredited by National Voluntary Laboratory Accreditation program, NVLAP Code 600153-0

TEST EQUIPMENT LIST

Description	Manufacturer	Model	S/N	Cal. Date	Cal. Due
Broadband Field Meter	Narda Safety Test Solutions GmbH	NBM-550	J-0004	Jun.12, 2018	Jun.11, 2019
Probe FHP	Narda Safety Test Solutions GmbH	EHP-50F	J-0015	Jun.12, 2018	Jun.11, 2019

The results shown in this test report refer only to the sample(s) tested unless otherwise stated and the sample(s) are retained for 30 days only. The document is issued by AGC, this document cannot be reproduced except in full with our prior written permission. The more details and the authenticity of the report will be confirmed at http://www.agc-cert.com.

6. RADIO FREQUENCY (RF) EXPOSURE TEST

6.1. LIMITS

For devices designed for typical desktop applications, such a wireless charging pads, RF exposure evaluation should be conducted assuming a user separation distance of 15 cm. E and H field strength measurements or numerical modeling may be used to demonstrate compliance. Measurements should be made from all sides and the top of the primary/client pair, with the 15 cm measured from the center of the probe(s) to the edge of the device. Emissions between 100 kHz to 300 kHz should be assessed versus the limits at 300 kHz in Table 1 of Section 1.1310: 614 V/m and 1.63 A/m.

6.2. TEST SETUP

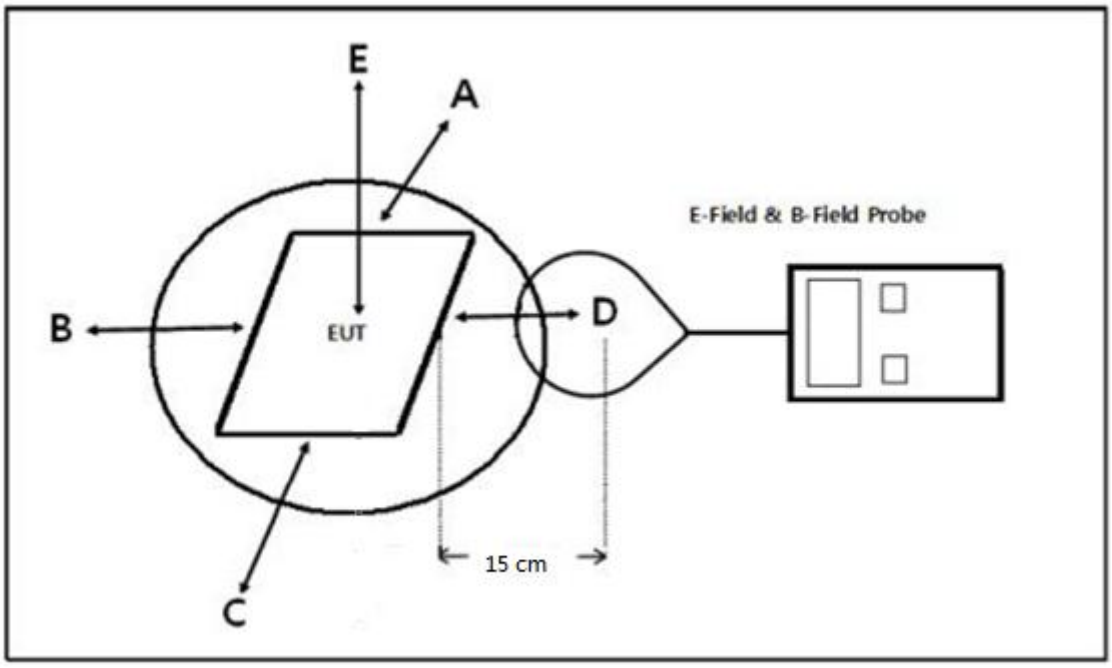

Note: Position A: Front of EUT; Position B: Left of EUT; Position C: back of EUT; Position D: Right of EUT; Position E: Top of EUT(15 cm measure distance);

The results shown in this test report refer only to the sample(s) tested unless otherwise stated and the sample(s) are retained for 30 days only. The document is issued by AGC, this document cannot be reproduced except in full with our prior written permission. The more details and the authenticity of the report will be confirmed at http://www.agc-cert.com.

6.3. TEST PROCEDURE

The EUT was placed on a non-conductive table top and the ancillary equipment (e.g. mobile phone) was placed on the EUT for charging.

Maximum E-field and H-field measurements were tested 15cm from each side of the EUT. For top side the measure distance is 15cm.

Along the side of the EUT to center of E-field probe and H-field probe were positioned at the location to search maximum field strength.

6.4. TEST RESULT

Test condition: Mode 1

E-field strength test result:

Frequency Range	Probe Position A (V/m)	Probe Position B (V/m)	Probe Position C (V/m)	Probe Position D (V/m)	Probe Position E (V/m)	Limit (V/m)
174.0kHz	0.09	0.09	0.09	0.09	2.09	614

H-field strength test result:

Frequency Range	Probe Position A (A/m)	Probe Position B (A/m)	Probe Position C (A/m)	Probe Position D (A/m)	Probe Position E (A/m)	Limit (A/m)
174.0kHz	0.15	0.15	0.15	0.15	0.42	1.63

Test condition: Mode 2

E-field strength test result:

Frequency Range	Probe Position A (V/m)	Probe Position B (V/m)	Probe Position C (V/m)	Probe Position D (V/m)	Probe Position E (V/m)	Limit (V/m)
174.0kHz	0.15	0.15	0.15	0.15	1.95	614

H-field strength test result:

Frequency Range	Probe Position A (A/m)	Probe Position B (A/m)	Probe Position C (A/m)	Probe Position D (A/m)	Probe Position E (A/m)	Limit (A/m)
174.0kHz	0.08	0.08	0.08	0.08	0.36	1.63

The results shown in this test report refer only to the sample(s) tested unless otherwise stated and the sample(s) are retained for 30 days only. The document is issued by AGC, this document cannot be reproduced except in full with our prior written permission. The more details and the authenticity of the report will be confirmed at http://www.agc-cert.com.

Test condition: Mode 3

E-field strength test result:

Frequency Range	Probe Position A (V/m)	Probe Position B (V/m)	Probe Position C (V/m)	Probe Position D (V/m)	Probe Position E (V/m)	Limit (V/m)
174.0kHz	0.15	0.15	0.15	0.15	0.28	614

H-field strength test result:

Frequency Range	Probe Position A (A/m)	Probe Position B (A/m)	Probe Position C (A/m)	Probe Position D (A/m)	Probe Position E (A/m)	Limit (A/m)
174.0kHz	0.09	0.09	0.09	0.09	0.31	1.63

The results shown in this test report refer only to the sample(s) tested unless otherwise stated and the sample(s) are retained for 30 days only. The document is issued by AGC, this document cannot be reproduced except in full with our prior written permission. The more details and the authenticity of the report will be confirmed at http://www.agc-cert.com.

APPENDIX A: PHOTOGRAPHS OF TEST SETUP

Position E



Position A



The results shown in this test report refer only to the sample(s) tested unless otherwise stated and the sample(s) are retained for 30 days only. The document is issued by AGC, this document cannot be reproduced except in full with our prior written permission. The more details and the authenticity of the report will be confirmed at http://www.agc-cert.com.

Position B



Position C

The results shown in this test report refer only to the sample(s) tested unless otherwise stated and the sample(s) are retained for 30 days only. The document is issued by AGC, this document cannot be reproduced except in full with our prior written permission. The more details and the authenticity of the report will be confirmed at http://www.agc-cert.com.

Position D



----END OF REPORT----

The results shown in this test report refer only to the sample(s) tested unless otherwise stated and the sample(s) are retained for 30 days only. The document is issued by AGC, this document cannot be reproduced except in full with our prior written permission. The more details and the authenticity of the report will be confirmed at http://www.agc-cert.com.