Test Laboratory: Huatongwei International Inspection Co., Ltd.,SAR Lab Date: 2/17/2023

GSM 850-H-Front

Communication System: UID 0, Generic GPRS(TDMA, GMSK, TN 0-1-2) (0); Frequency: 848.8 MHz;Duty Cycle: 1:2.66993
Medium parameters used (interpolated): f = 848.8 MHz; σ = 0.875 S/m; ε_r = 40.555; ρ = 1000 kg/m^3
Phantom section: Flat Section
Ambient Temperature:22.4℃;Liquid Temperature:22.2℃;

DASY Configuration:

- Probe: EX3DV4 - SN7494; ConvF(10.3, 10.3, 10.3) @ 848.8 MHz; Calibrated: 5/16/2022
- Sensor-Surface: 1.4mm (Mechanical Surface Detection)
- Electronics: DAE4 Sn1549; Calibrated: 4/12/2022
- Phantom: Twin-SAM V8.0 ; Type: QD 000 P41 AA; Serial: 1974
- DASY52 52.10.2(1495); SEMCAD X 14.6.12(7450)

Front/CH 251/Area Scan (51x51x1): Interpolated grid: dx=1.500 mm, dy=1.500 mm
Maximum value of SAR (interpolated) = 0.777 W/kg

Front/CH 251/Zoom Scan (5x5x7)/Cube 0: Measurement grid: dx=8mm, dy=8mm, dz=5mm
Reference Value = 25.73 V/m; Power Drift = -0.03 dB
Peak SAR (extrapolated) = 0.869 W/kg
SAR(1 g) = 0.530 W/kg; SAR(10 g) = 0.337 W/kg
Maximum value of SAR (measured) = 0.729 W/kg



0 dB = 0.729 W/kg = -1.37 dBW/kg

Test Laboratory: Huatongwei International Inspection Co., Ltd.,SAR Lab Date: 2/21/2023

GSM 1900-L-Front

Communication System: UID 0, Generic GPRS(TDMA, GMSK, TN 0-1-2) (0); Frequency: 1850.2 MHz;Duty Cycle: 1:2.66993
Medium parameters used (interpolated): f = 1850.2 MHz; σ = 1.36 S/m; ε_r = 38.438; ρ = 1000 kg/m^3
Phantom section: Flat Section
Ambient Temperature:22.2℃;Liquid Temperature:22.0℃;

DASY Configuration:

- Probe: EX3DV4 - SN7494; ConvF(8.45, 8.45, 8.45) @ 1850.2 MHz; Calibrated: 5/16/2022
- Sensor-Surface: 1.4mm (Mechanical Surface Detection)
- Electronics: DAE4 Sn1549; Calibrated: 4/12/2022
- Phantom: Twin-SAM V8.0 ; Type: QD 000 P41 AA; Serial: 1974
- DASY52 52.10.2(1495); SEMCAD X 14.6.12(7450)

Front/CH 512/Area Scan (51x51x1): Interpolated grid: dx=1.500 mm, dy=1.500 mm
Maximum value of SAR (interpolated) = 1.55 W/kg

Front/CH 512/Zoom Scan (5x5x7)/Cube 0: Measurement grid: dx=8mm, dy=8mm, dz=5mm
Reference Value = 33.26 V/m; Power Drift = -0.12 dB
Peak SAR (extrapolated) = 1.71 W/kg
SAR(1 g) = 1.01 W/kg; SAR(10 g) = 0.595 W/kg
Maximum value of SAR (measured) = 1.42 W/kg



0 dB = 1.42 W/kg = 1.52 dBW/kg

Test Laboratory: Huatongwei International Inspection Co., Ltd.,SAR Lab Date: 2/21/2023

WCDMA Band II-M-Front

Communication System: UID 0, Generic UMTS (0); Frequency: 1880 MHz;Duty Cycle: 1:1
Medium parameters used: f = 1880 MHz; σ = 1.383 S/m; ε_r = 38.386; ρ = 1000 kg/m^3
Phantom section: Flat Section
Ambient Temperature:22.4°C;Liquid Temperature:22.2°C;

DASY Configuration:

- Probe: EX3DV4 - SN7494; ConvF(8.45, 8.45, 8.45) @ 1880 MHz; Calibrated: 5/16/2022
- Sensor-Surface: 1.4mm (Mechanical Surface Detection)
- Electronics: DAE4 Sn1549; Calibrated: 4/12/2022
- Phantom: Twin-SAM V8.0 ; Type: QD 000 P41 AA; Serial: 1974
- DASY52 52.10.2(1495); SEMCAD X 14.6.12(7450)

Front/CH 9400/Area Scan (51x51x1): Interpolated grid: dx=1.500 mm, dy=1.500 mm
Maximum value of SAR (interpolated) = 1.39 W/kg

Front/CH 9400/Zoom Scan (5x5x7)/Cube 0: Measurement grid: dx=8mm, dy=8mm, dz=5mm
Reference Value = 31.06 V/m; Power Drift = -0.08 dB
Peak SAR (extrapolated) = 1.52 W/kg
SAR(1 g) = 0.874 W/kg; SAR(10 g) = 0.505 W/kg
Maximum value of SAR (measured) = 1.24 W/kg



0 dB = 1.24 W/kg = 0.93 dBW/kg

Test Laboratory: Huatongwei International Inspection Co., Ltd.,SAR Lab Date: 2/20/2023

WCDMA Band IV-H-Front

Communication System: UID 0, Generic UMTS (0); Frequency: 1752.6 MHz;Duty Cycle: 1:1
Medium parameters used (interpolated): f = 1752.6 MHz; σ = 1.345 S/m; ε_r = 38.57; ρ = 1000 kg/m^3
Phantom section: Flat Section
Ambient Temperature:22.3°C;Liquid Temperature:22.0°C;

DASY Configuration:

- Probe: EX3DV4 - SN7494; ConvF(8.81, 8.81, 8.81) @ 1752.6 MHz; Calibrated: 5/16/2022
- Sensor-Surface: 1.4mm (Mechanical Surface Detection)
- Electronics: DAE4 Sn1549; Calibrated: 4/12/2022
- Phantom: Twin-SAM V8.0 ; Type: QD 000 P41 AA; Serial: 1974
- DASY52 52.10.2(1495); SEMCAD X 14.6.12(7450)

Front/CH 1513/Area Scan (51x51x1): Interpolated grid: dx=1.500 mm, dy=1.500 mm
Maximum value of SAR (interpolated) = 1.56 W/kg

Front/CH 1513/Zoom Scan (5x5x7)/Cube 0: Measurement grid: dx=8mm, dy=8mm, dz=5mm
Reference Value = 33.18 V/m; Power Drift = -0.10 dB
Peak SAR (extrapolated) = 1.81 W/kg
SAR(1 g) = 1.07 W/kg; SAR(10 g) = 0.628 W/kg
Maximum value of SAR (measured) = 1.50 W/kg



0 dB = 1.50 W/kg = 1.76 dBW/kg

Test Laboratory: Huatongwei International Inspection Co., Ltd.,SAR Lab Date: 2/17/2023

WCDMA Band V-H-Front

Communication System: UID 0, Generic UMTS (0); Frequency: 846.6 MHz;Duty Cycle: 1:1
Medium parameters used (interpolated): f = 846.6 MHz; σ = 0.874 S/m; ε_r = 40.565; ρ = 1000 kg/m^3
Phantom section: Flat Section
Ambient Temperature:22.0°C;Liquid Temperature:21.8°C;

DASY Configuration:

- Probe: EX3DV4 - SN7494; ConvF(10.3, 10.3, 10.3) @ 846.6 MHz; Calibrated: 5/16/2022
- Sensor-Surface: 1.4mm (Mechanical Surface Detection)
- Electronics: DAE4 Sn1549; Calibrated: 4/12/2022
- Phantom: Twin-SAM V8.0 ; Type: QD 000 P41 AA; Serial: 1974
- DASY52 52.10.2(1495); SEMCAD X 14.6.12(7450)

Front/CH 4233/Area Scan (51x51x1): Interpolated grid: dx=1.500 mm, dy=1.500 mm
Maximum value of SAR (interpolated) = 0.754 W/kg

Front/CH 4233/Zoom Scan (5x5x7)/Cube 0: Measurement grid: dx=8mm, dy=8mm, dz=5mm
Reference Value = 25.44 V/m; Power Drift = -0.02 dB
Peak SAR (extrapolated) = 0.840 W/kg
SAR(1 g) = 0.488 W/kg; SAR(10 g) = 0.291 W/kg
Maximum value of SAR (measured) = 0.658 W/kg



0 dB = 0.658 W/kg = -1.40 dBW/kg

Test Laboratory: Huatongwei International Inspection Co., Ltd.,SAR Lab Date: 2/21/2023

LTE Band 2-L-Front

Communication System: UID 0, Generic LTE-FDD (0); Frequency: 1860 MHz;Duty Cycle: 1:1
Medium parameters used: f = 1860 MHz; σ = 1.367 S/m; ε_r = 38.421; ρ = 1000 kg/m^3
Phantom section: Flat Section
Ambient Temperature:22.4°C;Liquid Temperature:22.2°C;

DASY Configuration:

- Probe: EX3DV4 - SN7494; ConvF(8.45, 8.45, 8.45) @ 1860 MHz; Calibrated: 5/16/2022
- Sensor-Surface: 1.4mm (Mechanical Surface Detection)
- Electronics: DAE4 Sn1549; Calibrated: 4/12/2022
- Phantom: Twin-SAM V8.0 ; Type: QD 000 P41 AA; Serial: 1974
- DASY52 52.10.2(1495); SEMCAD X 14.6.12(7450)

Front of face/CH 18700/Area Scan (51x51x1): Interpolated grid: dx=1.500 mm, dy=1.500 mm
Maximum value of SAR (interpolated) = 2.42 W/kg

Front of face/CH 18700/Zoom Scan (5x5x7)/Cube 0: Measurement grid: dx=8mm, dy=8mm, dz=5mm
Reference Value = 42.46 V/m; Power Drift = -0.04 dB
Peak SAR (extrapolated) = 2.64 W/kg
SAR(1 g) = 1.26 W/kg; SAR(10 g) = 0.889 W/kg
Maximum value of SAR (measured) = 2.19 W/kg



0 dB = 2.19 W/kg = 3.40 dBW/kg

Test Laboratory: Huatongwei International Inspection Co., Ltd.,SAR Lab Date: 2/20/2023

LTE Band 4-H-Front

Communication System: UID 0, Generic LTE-FDD (0); Frequency: 1745 MHz;Duty Cycle: 1:1
Medium parameters used (interpolated): f = 1745 MHz; σ = 1.34 S/m; ε_r = 38.582; ρ = 1000 kg/m^3
Phantom section: Flat Section
Ambient Temperature:22.3°C;Liquid Temperature:22.0°C;

DASY Configuration:

- Probe: EX3DV4 - SN7494; ConvF(8.81, 8.81, 8.81) @ 1745 MHz; Calibrated: 5/16/2022
- Sensor-Surface: 1.4mm (Mechanical Surface Detection)
- Electronics: DAE4 Sn1549; Calibrated: 4/12/2022
- Phantom: Twin-SAM V8.0 ; Type: QD 000 P41 AA; Serial: 1974
- DASY52 52.10.2(1495); SEMCAD X 14.6.12(7450)

Front/CH 20300/Area Scan (51x51x1): Interpolated grid: dx=1.500 mm, dy=1.500 mm
Maximum value of SAR (interpolated) = 1.46 W/kg

Front/CH 20300/Zoom Scan (5x5x7)/Cube 0: Measurement grid: dx=8mm, dy=8mm, dz=5mm
Reference Value = 32.32 V/m; Power Drift = -0.11 dB
Peak SAR (extrapolated) = 1.61 W/kg
SAR(1 g) = 0.954 W/kg; SAR(10 g) = 0.563 W/kg
Maximum value of SAR (measured) = 1.34 W/kg



0 dB = 1.34 W/kg = 1.27 dBW/kg

Test Laboratory: Huatongwei International Inspection Co., Ltd.,SAR Lab Date: 2/17/2023

LTE Band 5-H-Front

Communication System: UID 0, Generic LTE-FDD (0); Frequency: 844 MHz;Duty Cycle: 1:1
Medium parameters used (interpolated): f = 844 MHz; σ = 0.874 S/m; ε_r = 40.575; ρ = 1000 kg/m^3
Phantom section: Flat Section
Ambient Temperature:22.2°C;Liquid Temperature:22.0°C;

DASY Configuration:

- Probe: EX3DV4 - SN7494; ConvF(10.3, 10.3, 10.3) @ 844 MHz; Calibrated: 5/16/2022
- Sensor-Surface: 1.4mm (Mechanical Surface Detection)
- Electronics: DAE4 Sn1549; Calibrated: 4/12/2022
- Phantom: Twin-SAM V8.0 ; Type: QD 000 P41 AA; Serial: 1974
- DASY52 52.10.2(1495); SEMCAD X 14.6.12(7450)

Front/CH 20600/Area Scan (51x51x1): Interpolated grid: dx=1.500 mm, dy=1.500 mm
Maximum value of SAR (interpolated) = 0.753 W/kg

Front/CH 20600/Zoom Scan (5x5x7)/Cube 0: Measurement grid: dx=8mm, dy=8mm, dz=5mm
Reference Value = 25.43 V/m; Power Drift = -0.12 dB
Peak SAR (extrapolated) = 0.838 W/kg
SAR(1 g) = 0.517 W/kg; SAR(10 g) = 0.330 W/kg
Maximum value of SAR (measured) = 0.707 W/kg



0 dB = 0.707 W/kg = -1.51 dBW/kg

Test Laboratory: Huatongwei International Inspection Co., Ltd.,SAR Lab Date: 2/22/2023

LTE Band 7-H-Front

Communication System: UID 0, Generic LTE-FDD (0); Frequency: 2560 MHz;Duty Cycle: 1:1
Medium parameters used: f = 2560 MHz; σ = 1.839 S/m; ε_r = 37.29; ρ = 1000 kg/m^3
Phantom section: Flat Section
Ambient Temperature:22.2°C;Liquid Temperature:22.0°C;

DASY Configuration:

- Probe: EX3DV4 - SN7494; ConvF(7.65, 7.65, 7.65) @ 2560 MHz; Calibrated: 5/16/2022
- Sensor-Surface: 1.4mm (Mechanical Surface Detection)
- Electronics: DAE4 Sn1549; Calibrated: 4/12/2022
- Phantom: Twin-SAM V8.0 ; Type: QD 000 P41 AA; Serial: 1974
- DASY52 52.10.2(1495); SEMCAD X 14.6.12(7450)

Front/CH 21350/Area Scan (61x61x1): Interpolated grid: dx=1.200 mm, dy=1.200 mm
Maximum value of SAR (interpolated) = 1.43 W/kg

Front/CH 21350/Zoom Scan (7x7x7)/Cube 0: Measurement grid: dx=5mm, dy=5mm, dz=5mm
Reference Value = 7.481 V/m; Power Drift = -0.06 dB
Peak SAR (extrapolated) = 1.82 W/kg
SAR(1 g) = 0.869 W/kg; SAR(10 g) = 0.405 W/kg
Maximum value of SAR (measured) = 1.39 W/kg

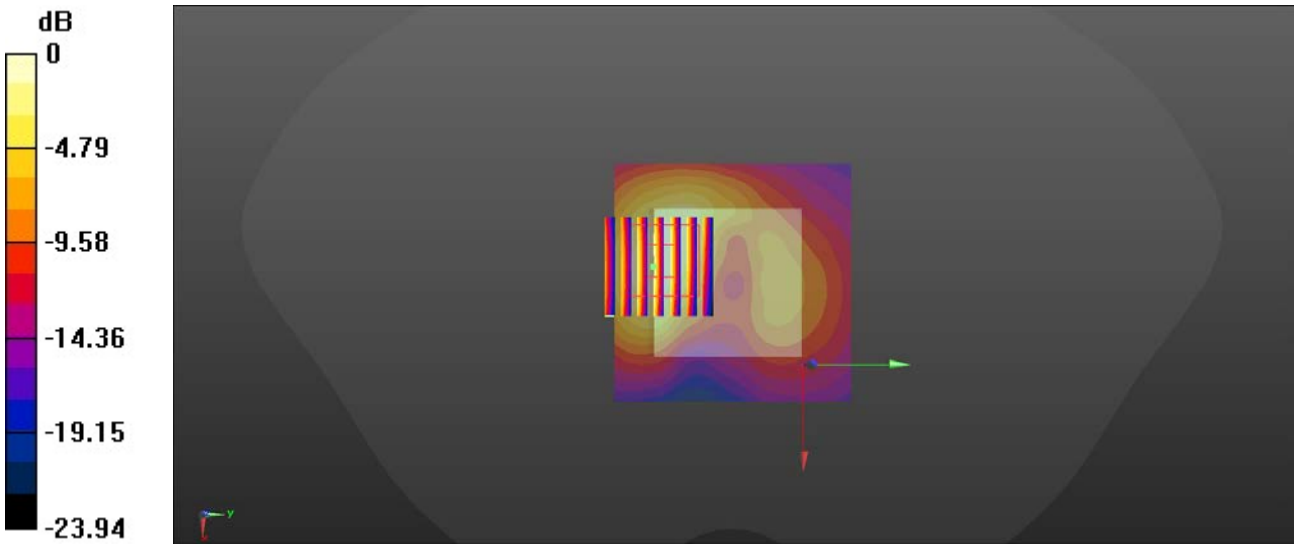

0 dB = 1.39 W/kg = 1.43 dBW/kg

Test Laboratory: Huatongwei International Inspection Co., Ltd.,SAR Lab Date: 2/16/2023

LTE Band 12-L-Front

Communication System: UID 0, Generic LTE-FDD (0); Frequency: 704 MHz;Duty Cycle: 1:1
Medium parameters used (interpolated): f = 704 MHz; σ = 0.901 S/m; ε_r = 41.083; ρ = 1000 kg/m^3
Phantom section: Flat Section
Ambient Temperature:22.2°C;Liquid Temperature:22.0°C;

DASY Configuration:

- Probe: EX3DV4 - SN7494; ConvF(10.6, 10.6, 10.6) @ 704 MHz; Calibrated: 5/16/2022
- Sensor-Surface: 1.4mm (Mechanical Surface Detection)
- Electronics: DAE4 Sn1549; Calibrated: 4/12/2022
- Phantom: Twin-SAM V8.0 ; Type: QD 000 P41 AA; Serial: 1974
- DASY52 52.10.2(1495); SEMCAD X 14.6.12(7450)

Front/CH 23060/Area Scan (51x51x1): Interpolated grid: dx=1.500 mm, dy=1.500 mm.
Maximum value of SAR (interpolated) = 0.115 W/kg

Front/CH 23060/Zoom Scan (5x5x7)/Cube 0: Measurement grid: dx=8mm, dy=8mm, dz=5mm
Reference Value = 10.21 V/m; Power Drift = -0.18 dB
Peak SAR (extrapolated) = 0.127 W/kg
SAR(1 g) = 0.076 W/kg; SAR(10 g) = 0.050 W/kg
Maximum value of SAR (measured) = 0.104 W/kg



0 dB = 0.104 W/kg = -9.83 dBW/kg

Test Laboratory: Huatongwei International Inspection Co., Ltd.,SAR Lab Date: 2/16/2023

LTE Band 17-M-Front

Communication System: UID 0, Generic LTE-FDD (0); Frequency: 710 MHz;Duty Cycle: 1:1
Medium parameters used: f = 710 MHz; σ = 0.904 S/m; ε_r = 41.063; ρ = 1000 kg/m^3
Phantom section: Flat Section
Ambient Temperature:22.4°C;Liquid Temperature:22.2°C;

DASY Configuration:

- Probe: EX3DV4 - SN7494; ConvF(10.6, 10.6, 10.6) @ 710 MHz; Calibrated: 5/16/2022
- Sensor-Surface: 1.4mm (Mechanical Surface Detection)
- Electronics: DAE4 Sn1549; Calibrated: 4/12/2022
- Phantom: Twin-SAM V8.0 ; Type: QD 000 P41 AA; Serial: 1974
- DASY52 52.10.2(1495); SEMCAD X 14.6.12(7450)

Front/CH 23790/Area Scan (51x51x1): Interpolated grid: dx=1.500 mm, dy=1.500 mm
Maximum value of SAR (interpolated) = 0.164 W/kg

Front/CH 23790/Zoom Scan (5x5x7)/Cube 0: Measurement grid: dx=8mm, dy=8mm, dz=5mm
Reference Value = 12.31 V/m; Power Drift = -0.09 dB
Peak SAR (extrapolated) = 0.168 W/kg
SAR(1 g) = 0.102 W/kg; SAR(10 g) = 0.067 W/kg
Maximum value of SAR (measured) = 0.138 W/kg

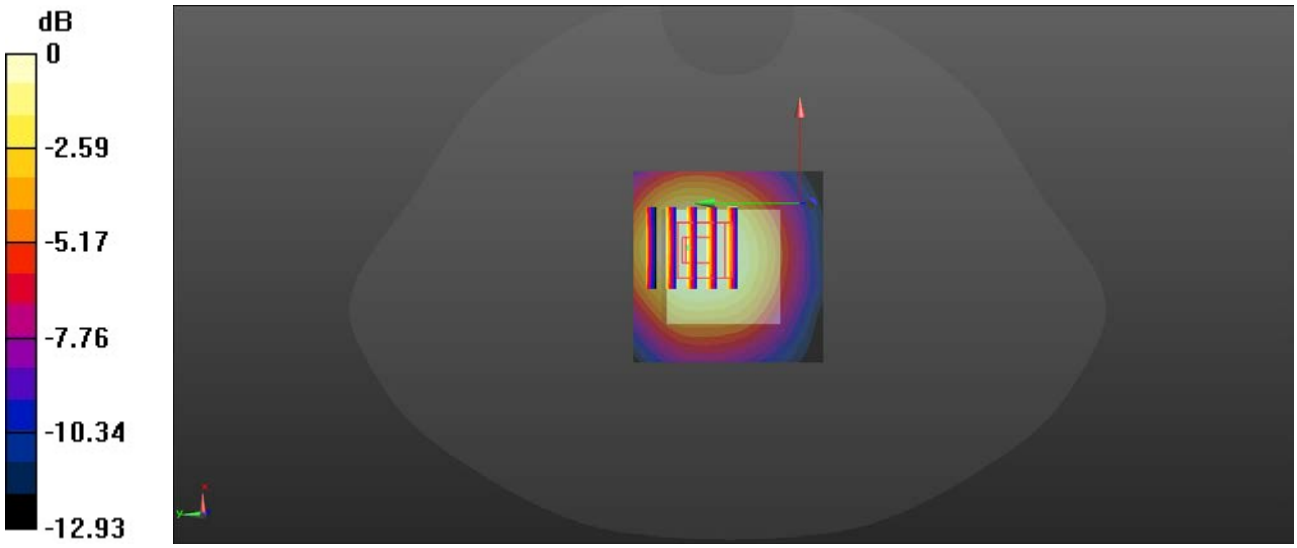

0 dB = 0.138 W/kg = -8.60 dBW/kg

Test Laboratory: Huatongwei International Inspection Co., Ltd.,SAR Lab Date: 2/22/2023

Wifi 2.4G-L-Front

Communication System: UID 0, Generic WIFI (0); Frequency: 2412 MHz;Duty Cycle: 1:1
Medium parameters used (interpolated): f = 2412 MHz; σ = 1.729 S/m; ε_r = 37.506; ρ = 1000 kg/m^3
Phantom section: Flat Section
Ambient Temperature:22.3°C;Liquid Temperature:22.0°C;

DASY Configuration:

- Probe: EX3DV4 - SN7494; ConvF(7.9, 7.9, 7.9) @ 2412 MHz; Calibrated: 5/16/2022
- Sensor-Surface: 1.4mm (Mechanical Surface Detection)
- Electronics: DAE4 Sn1549; Calibrated: 4/12/2022
- Phantom: Twin-SAM V8.0 ; Type: QD 000 P41 AA; Serial: 1974
- DASY52 52.10.2(1495); SEMCAD X 14.6.12(7450)

Front/CH 1/Area Scan (61x61x1): Interpolated grid: dx=1.200 mm, dy=1.200 mm
Maximum value of SAR (interpolated) = 0.0197 W/kg

Front/CH 1/Zoom Scan (7x7x7)/Cube 0: Measurement grid: dx=5mm, dy=5mm, dz=5mm
Reference Value = 2.432 V/m; Power Drift = 0.07 dB
Peak SAR (extrapolated) = 0.0200 W/kg
SAR(1 g) = 0.010 W/kg; SAR(10 g) = 0.00651 W/kg
Maximum value of SAR (measured) = 0.0159 W/kg



0 dB = 0.0159 W/kg = -17.99 dBW/kg

Test Laboratory: Huatongwei International Inspection Co., Ltd.,SAR Lab Date: 2/17/2023

GSM 850-H-Limbs

Communication System: UID 0, Generic GPRS(TDMA, GMSK, TN 0-1-2) (0); Frequency: 848.8 MHz;Duty Cycle: 1:2.66993
Medium parameters used (interpolated): f = 848.8 MHz; σ = 0.875 S/m; ε_r = 40.555; ρ = 1000 kg/m^3
Phantom section: Flat Section
Ambient Temperature:22.2℃;Liquid Temperature:22.0℃;

DASY Configuration:

- Probe: EX3DV4 - SN7494; ConvF(10.3, 10.3, 10.3) @ 848.8 MHz; Calibrated: 5/16/2022
- Sensor-Surface: 1.4mm (Mechanical Surface Detection)
- Electronics: DAE4 Sn1549; Calibrated: 4/12/2022
- Phantom: Twin-SAM V8.0 ; Type: QD 000 P41 AA; Serial: 1974
- DASY52 52.10.2(1495); SEMCAD X 14.6.12(7450)

Limbs/CH 251/Area Scan (51x51x1): Interpolated grid: dx=1.500 mm, dy=1.500 mm
Maximum value of SAR (interpolated) = 3.10 W/kg

Limbs/CH 251/Zoom Scan (5x5x7)/Cube 0: Measurement grid: dx=8mm, dy=8mm, dz=5mm
Reference Value = 52.88 V/m; Power Drift = -0.11 dB
Peak SAR (extrapolated) = 3.55 W/kg
SAR(1 g) = 1.59 W/kg; SAR(10 g) = 0.959 W/kg
Maximum value of SAR (measured) = 2.81 W/kg



0 dB = 2.81 W/kg = 4.49 dBW/kg

Test Laboratory: Huatongwei International Inspection Co., Ltd.,SAR Lab Date: 2/21/2023

GSM 1900-L-Limbs

Communication System: UID 0, Generic GPRS(TDMA, GMSK, TN 0-1-2) (0); Frequency: 1850.2 MHz;Duty Cycle: 1:2.66993
Medium parameters used (interpolated): f = 1850.2 MHz; σ = 1.36 S/m; ε_r = 38.438; ρ = 1000 kg/m^3
Phantom section: Flat Section
Ambient Temperature:22.5℃;Liquid Temperature:22.3℃;

DASY Configuration:

- Probe: EX3DV4 - SN7494; ConvF(8.45, 8.45, 8.45) @ 1850.2 MHz; Calibrated: 5/16/2022
- Sensor-Surface: 1.4mm (Mechanical Surface Detection)
- Electronics: DAE4 Sn1549; Calibrated: 4/12/2022
- Phantom: Twin-SAM V8.0 ; Type: QD 000 P41 AA; Serial: 1974
- DASY52 52.10.2(1495); SEMCAD X 14.6.12(7450)

Limbs/CH 512/Area Scan (51x51x1): Interpolated grid: dx=1.500 mm, dy=1.500 mm
Maximum value of SAR (interpolated) = 6.33 W/kg

Limbs/CH 512/Zoom Scan (5x5x7)/Cube 0: Measurement grid: dx=8mm, dy=8mm, dz=5mm
Reference Value = 59.73 V/m; Power Drift = -0.05 dB
Peak SAR (extrapolated) = 7.10 W/kg
SAR(1 g) = 3.76 W/kg; SAR(10 g) = 1.98 W/kg
Maximum value of SAR (measured) = 5.34 W/kg



0 dB = 5.34 W/kg = 7.28 dBW/kg

Test Laboratory: Huatongwei International Inspection Co., Ltd.,SAR Lab Date: 2/21/2023

WCDMA Band II-M-Limbs

Communication System: UID 0, Generic UMTS (0); Frequency: 1880 MHz;Duty Cycle: 1:1
Medium parameters used(interpolated): f = 1880 MHz; σ = 1.383 S/m; ε_r = 38.386; ρ = 1000 kg/m^3
Phantom section: Flat Section
Ambient Temperature:22.5℃;Liquid Temperature:22.3℃;

DASY Configuration:

- Probe: EX3DV4 - SN7494; ConvF(8.45, 8.45, 8.45) @ 1880 MHz; Calibrated: 5/16/2022
- Sensor-Surface: 1.4mm (Mechanical Surface Detection)
- Electronics: DAE4 Sn1549; Calibrated: 4/12/2022
- Phantom: Twin-SAM V8.0 ; Type: QD 000 P41 AA; Serial: 1974
- DASY52 52.10.2(1495); SEMCAD X 14.6.12(7450)

Limbs/CH 9538/Area Scan (51x51x1): Interpolated grid: dx=1.500 mm, dy=1.500 mm
Maximum value of SAR (interpolated) = 8.13 W/kg

Limbs/CH 9538/Zoom Scan (5x5x7)/Cube 0: Measurement grid: dx=8mm, dy=8mm, dz=5mm
Reference Value = 63.67 V/m; Power Drift = -0.06 dB
Peak SAR (extrapolated) = 8.19 W/kg
SAR(1 g) = 4.71 W/kg; SAR(10 g) = 2.48 W/kg
Maximum value of SAR (measured) = 6.87 W/kg



0 dB = 6.87 W/kg = 8.37 dBW/kg

Test Laboratory: Huatongwei International Inspection Co., Ltd.,SAR Lab Date: 2/20/2023

WCDMA Band IV-H-Limbs

Communication System: UID 0, Generic UMTS (0); Frequency: 1752.6 MHz;Duty Cycle: 1:1
Medium parameters used (interpolated): f = 1752.6 MHz; σ = 1.345 S/m; ε_r = 38.57; ρ = 1000 kg/m^3
Phantom section: Flat Section
Ambient Temperature:22.3°C;Liquid Temperature:22.1°C;

DASY Configuration:

- Probe: EX3DV4 - SN7494; ConvF(8.81, 8.81, 8.81) @ 1752.6 MHz; Calibrated: 5/16/2022
- Sensor-Surface: 1.4mm (Mechanical Surface Detection)
- Electronics: DAE4 Sn1549; Calibrated: 4/12/2022
- Phantom: Twin-SAM V8.0 ; Type: QD 000 P41 AA; Serial: 1974
- DASY52 52.10.2(1495); SEMCAD X 14.6.12(7450)

Limbs/CH 1513/Area Scan (51x51x1): Interpolated grid: dx=1.500 mm, dy=1.500 mm
Maximum value of SAR (interpolated) = 8.03 W/kg

Limbs/CH 1513/Zoom Scan (5x5x7)/Cube 0: Measurement grid: dx=8mm, dy=8mm, dz=5mm
Reference Value = 59.35 V/m; Power Drift = -0.04 dB
Peak SAR (extrapolated) = 8.37 W/kg
SAR(1 g) = 4.77 W/kg; SAR(10 g) = 2.57 W/kg
Maximum value of SAR (measured) = 6.99 W/kg



0 dB = 6.99 W/kg = 8.44 dBW/kg

Test Laboratory: Huatongwei International Inspection Co., Ltd.,SAR Lab Date: 2/17/2023

WCDMA Band V-H-Limbs

Communication System: UID 0, Generic UMTS (0); Frequency: 846.6 MHz;Duty Cycle: 1:1
Medium parameters used (interpolated): f = 846.6 MHz; σ = 0.874 S/m; ε_r = 40.565; ρ = 1000 kg/m^3
Phantom section: Flat Section
Ambient Temperature:22.2°C;Liquid Temperature:22.0°C;

DASY Configuration:

- Probe: EX3DV4 - SN7494; ConvF(10.3, 10.3, 10.3) @ 846.6 MHz; Calibrated: 5/16/2022
- Sensor-Surface: 1.4mm (Mechanical Surface Detection)
- Electronics: DAE4 Sn1549; Calibrated: 4/12/2022
- Phantom: Twin-SAM V8.0 ; Type: QD 000 P41 AA; Serial: 1974
- DASY52 52.10.2(1495); SEMCAD X 14.6.12(7450)

Limbs/CH 4233/Area Scan (51x51x1): Interpolated grid: dx=1.500 mm, dy=1.500 mm
Maximum value of SAR (interpolated) = 2.84 W/kg

Limbs/CH 4233/Zoom Scan (5x5x7)/Cube 0: Measurement grid: dx=8mm, dy=8mm, dz=5mm
Reference Value = 51.27 V/m; Power Drift = -0.10 dB
Peak SAR (extrapolated) = 3.27 W/kg
SAR(1 g) = 1.51 W/kg; SAR(10 g) = 0.918 W/kg
Maximum value of SAR (measured) = 2.62 W/kg



0 dB = 2.62 W/kg = 4.18 dBW/kg

Test Laboratory: Huatongwei International Inspection Co., Ltd.,SAR Lab Date: 2/21/2023

LTE Band 2-L-Limbs

Communication System: UID 0, Generic LTE-FDD (0); Frequency: 1860 MHz;Duty Cycle: 1:1
Medium parameters used: f = 1860 MHz; σ = 1.367 S/m; ε_r = 38.421; ρ = 1000 kg/m^3
Phantom section: Flat Section
Ambient Temperature:22.4°C;Liquid Temperature:22.2°C;

DASY Configuration:

- Probe: EX3DV4 - SN7494; ConvF(8.45, 8.45, 8.45) @ 1860 MHz; Calibrated: 5/16/2022
- Sensor-Surface: 1.4mm (Mechanical Surface Detection)
- Electronics: DAE4 Sn1549; Calibrated: 4/12/2022
- Phantom: Twin-SAM V8.0 ; Type: QD 000 P41 AA; Serial: 1974
- DASY52 52.10.2(1495); SEMCAD X 14.6.12(7450)

Limbs/CH 18700/Area Scan (51x51x1): Interpolated grid: dx=1.500 mm, dy=1.500 mm
Maximum value of SAR (interpolated) = 10.5 W/kg

Limbs/CH 18700/Zoom Scan (5x5x7)/Cube 0: Measurement grid: dx=8mm, dy=8mm, dz=5mm
Reference Value = 78.49 V/m; Power Drift = -0.16 dB
Peak SAR (extrapolated) = 11.2 W/kg
SAR(1 g) = 6.2 W/kg; SAR(10 g) = 3.31 W/kg
Maximum value of SAR (measured) = 8.80 W/kg



0 dB = 8.80 W/kg = 9.44 dBW/kg

Test Laboratory: Huatongwei International Inspection Co., Ltd.,SAR Lab Date: 2/20/2023

LTE Band 4-H-Limbs

Communication System: UID 0, Generic LTE-FDD (0); Frequency: 1745 MHz;Duty Cycle: 1:1
Medium parameters used (interpolated): f = 1745 MHz; σ = 1.34 S/m; ε_r = 38.582; ρ = 1000 kg/m^3
Phantom section: Flat Section
Ambient Temperature:22.3°C;Liquid Temperature:22.0°C;

DASY Configuration:

- Probe: EX3DV4 - SN7494; ConvF(8.81, 8.81, 8.81) @ 1745 MHz; Calibrated: 5/16/2022
- Sensor-Surface: 1.4mm (Mechanical Surface Detection)
- Electronics: DAE4 Sn1549; Calibrated: 4/12/2022
- Phantom: Twin-SAM V8.0 ; Type: QD 000 P41 AA; Serial: 1974
- DASY52 52.10.2(1495); SEMCAD X 14.6.12(7450)

Limbs/CH 20300/Area Scan (51x51x1): Interpolated grid: dx=1.500 mm, dy=1.500 mm
Maximum value of SAR (interpolated) = 5.58 W/kg

Limbs/CH 20300/Zoom Scan (5x5x7)/Cube 0: Measurement grid: dx=8mm, dy=8mm, dz=5mm
Reference Value = 56.32 V/m; Power Drift = -0.10 dB
Peak SAR (extrapolated) = 6.13 W/kg
SAR(1 g) = 3.35 W/kg; SAR(10 g) = 1.81 W/kg
Maximum value of SAR (measured) = 4.65 W/kg



0 dB = 4.65 W/kg = 6.67 dBW/kg

Test Laboratory: Huatongwei International Inspection Co., Ltd.,SAR Lab Date: 2/17/2023

LTE Band 5-H-Limbs

Communication System: UID 0, Generic LTE-FDD (0); Frequency: 844 MHz;Duty Cycle: 1:1
Medium parameters used (interpolated): f = 844 MHz; σ = 0.874 S/m; ε_r = 40.575; ρ = 1000 kg/m^3
Phantom section: Flat Section
Ambient Temperature:22.5°C;Liquid Temperature:22.3°C;

DASY Configuration:

- Probe: EX3DV4 - SN7494; ConvF(10.3, 10.3, 10.3) @ 844 MHz; Calibrated: 5/16/2022
- Sensor-Surface: 1.4mm (Mechanical Surface Detection)
- Electronics: DAE4 Sn1549; Calibrated: 4/12/2022
- Phantom: Twin-SAM V8.0 ; Type: QD 000 P41 AA; Serial: 1974
- DASY52 52.10.2(1495); SEMCAD X 14.6.12(7450)

Limbs/CH 20600/Area Scan (51x51x1): Interpolated grid: dx=1.500 mm, dy=1.500 mm
Maximum value of SAR (interpolated) = 2.83 W/kg

Limbs/CH 20600/Zoom Scan (5x5x7)/Cube 0: Measurement grid: dx=8mm, dy=8mm, dz=5mm
Reference Value = 51.25 V/m; Power Drift = -0.10 dB
Peak SAR (extrapolated) = 3.26 W/kg
SAR(1 g) = 1.51 W/kg; SAR(10 g) = 0.916 W/kg
Maximum value of SAR (measured) = 2.62 W/kg



0 dB = 2.62 W/kg = 4.18 dBW/kg

Test Laboratory: Huatongwei International Inspection Co., Ltd.,SAR Lab Date: 2/22/2023

LTE Band 7-H-Limbs

Communication System: UID 0, Generic LTE-FDD (0); Frequency: 2560 MHz;Duty Cycle: 1:1
Medium parameters used: f = 2560 MHz; σ = 1.839 S/m; ε_r = 37.29; ρ = 1000 kg/m^3
Phantom section: Flat Section
Ambient Temperature:22.2°C;Liquid Temperature:22.0°C;

DASY Configuration:

- Probe: EX3DV4 - SN7494; ConvF(7.65, 7.65, 7.65) @ 2560 MHz; Calibrated: 5/16/2022
- Sensor-Surface: 1.4mm (Mechanical Surface Detection)
- Electronics: DAE4 Sn1549; Calibrated: 4/12/2022
- Phantom: Twin-SAM V8.0 ; Type: QD 000 P41 AA; Serial: 1974
- DASY52 52.10.2(1495); SEMCAD X 14.6.12(7450)

Limbs/CH 21350/Area Scan (61x61x1): Interpolated grid: dx=1.200 mm, dy=1.200 mm
Maximum value of SAR (interpolated) = 2.24 W/kg

Limbs/CH 21350/Zoom Scan (7x7x7)/Cube 0: Measurement grid: dx=5mm, dy=5mm, dz=5mm
Reference Value = 19.79 V/m; Power Drift = -0.07 dB
Peak SAR (extrapolated) = 4.24 W/kg
SAR(1 g) = 1.32 W/kg; SAR(10 g) = 0.438 W/kg
Maximum value of SAR (measured) = 2.24 W/kg

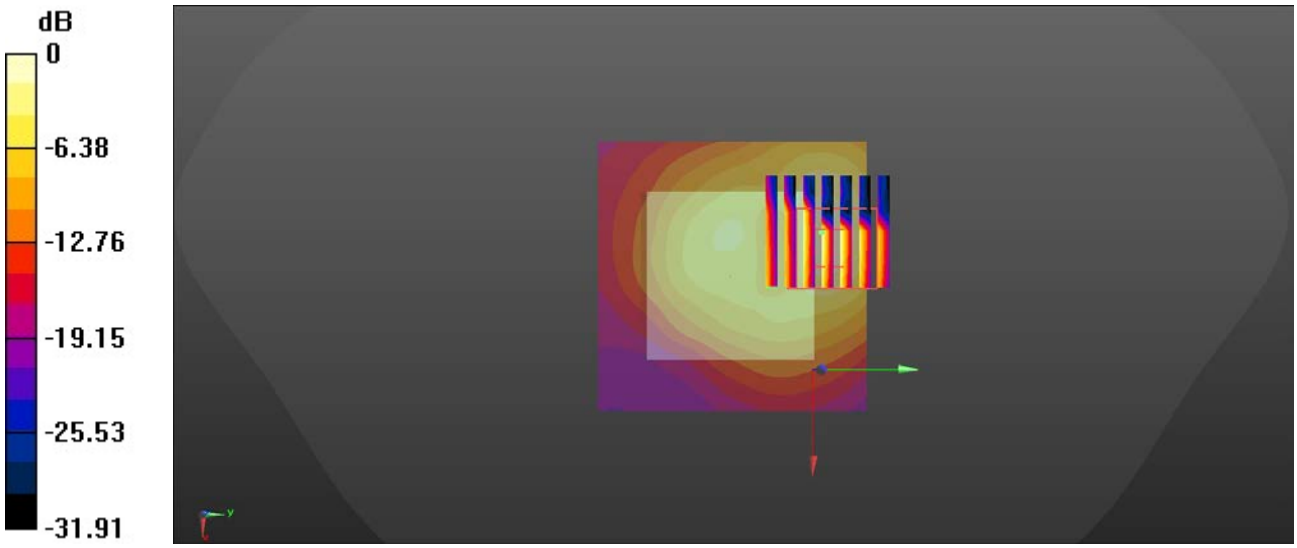

0 dB = 2.24 W/kg = 3.50 dBW/kg

Test Laboratory: Huatongwei International Inspection Co., Ltd.,SAR Lab Date: 2/16/2023

LTE Band 12-L-Limbs

Communication System: UID 0, Generic LTE-FDD (0); Frequency: 704 MHz;Duty Cycle: 1:1
Medium parameters used (interpolated): f = 704 MHz; σ = 0.901 S/m; ε_r = 41.083; ρ = 1000 kg/m^3
Phantom section: Flat Section
Ambient Temperature:22.5°C;Liquid Temperature:22.3°C;

DASY Configuration:

- Probe: EX3DV4 - SN7494; ConvF(10.6, 10.6, 10.6) @ 704 MHz; Calibrated: 5/16/2022
- Sensor-Surface: 1.4mm (Mechanical Surface Detection)
- Electronics: DAE4 Sn1549; Calibrated: 4/12/2022
- Phantom: Twin-SAM V8.0 ; Type: QD 000 P41 AA; Serial: 1974
- DASY52 52.10.2(1495); SEMCAD X 14.6.12(7450)

Limbs/CH 23060/Area Scan (51x51x1): Interpolated grid: dx=1.500 mm, dy=1.500 mm
Maximum value of SAR (interpolated) = 0.754 W/kg

Limbs/CH 23060/Zoom Scan (5x5x7)/Cube 0: Measurement grid: dx=8mm, dy=8mm, dz=5mm
Reference Value = 25.26 V/m; Power Drift = -0.11 dB
Peak SAR (extrapolated) = 0.851 W/kg
SAR(1 g) = 0.415 W/kg; SAR(10 g) = 0.244 W/kg
Maximum value of SAR (measured) = 0.664 W/kg



0 dB = 0.664 W/kg = -1.78 dBW/kg

Test Laboratory: Huatongwei International Inspection Co., Ltd.,SAR Lab Date: 2/16/2023

LTE Band 17-M-Limbs

Communication System: UID 0, Generic LTE-FDD (0); Frequency: 710 MHz;Duty Cycle: 1:1
Medium parameters used: f = 710 MHz; σ = 0.904 S/m; ε_r = 41.063; ρ = 1000 kg/m^3
Phantom section: Flat Section
Ambient Temperature:22.2°C;Liquid Temperature:22.0°C;

DASY Configuration:

- Probe: EX3DV4 - SN7494; ConvF(10.6, 10.6, 10.6) @ 710 MHz; Calibrated: 5/16/2022
- Sensor-Surface: 1.4mm (Mechanical Surface Detection)
- Electronics: DAE4 Sn1549; Calibrated: 4/12/2022
- Phantom: Twin-SAM V8.0 ; Type: QD 000 P41 AA; Serial: 1974
- DASY52 52.10.2(1495); SEMCAD X 14.6.12(7450)

Limbs/CH 23790/Area Scan (51x51x1): Interpolated grid: dx=1.500 mm, dy=1.500 mm
Maximum value of SAR (interpolated) = 1.03 W/kg

Limbs/CH 23790/Zoom Scan (5x5x7)/Cube 0: Measurement grid: dx=8mm, dy=8mm, dz=5mm
Reference Value = 30.40 V/m; Power Drift = -0.08 dB
Peak SAR (extrapolated) = 1.89 W/kg
SAR(1 g) = 0.620 W/kg; SAR(10 g) = 0.343 W/kg
Maximum value of SAR (measured) = 0.870 W/kg



0 dB = 0.870 W/kg = -0.60 dBW/kg

Test Laboratory: Huatongwei International Inspection Co., Ltd.,SAR Lab Date: 2/22/2023

Wifi 2.4-L-Limbs

Communication System: UID 0, Generic WIFI (0); Frequency: 2412 MHz;Duty Cycle: 1:1
Medium parameters used (interpolated): f = 2412 MHz; σ = 1.729 S/m; ε_r = 37.506; ρ = 1000 kg/m^3
Phantom section: Flat Section
Ambient Temperature:22.2°C;Liquid Temperature:22.0°C;

DASY Configuration:

- Probe: EX3DV4 - SN7494; ConvF(7.9, 7.9, 7.9) @ 2412 MHz; Calibrated: 5/16/2022
- Sensor-Surface: 1.4mm (Mechanical Surface Detection)
- Electronics: DAE4 Sn1549; Calibrated: 4/12/2022
- Phantom: Twin-SAM V8.0 ; Type: QD 000 P41 AA; Serial: 1974
- DASY52 52.10.2(1495); SEMCAD X 14.6.12(7450)

Limbs/CH 1/Area Scan (61x61x1): Interpolated grid: dx=1.200 mm, dy=1.200 mm
Maximum value of SAR (interpolated) = 0.147 W/kg

Limbs/CH 1/Zoom Scan (7x7x7)/Cube 0: Measurement grid: dx=5mm, dy=5mm, dz=5mm
Reference Value = 7.025 V/m; Power Drift = -0.19 dB
Peak SAR (extrapolated) = 0.174 W/kg
SAR(1 g) = 0.076 W/kg; SAR(10 g) = 0.038 W/kg
Maximum value of SAR (measured) = 0.127 W/kg



0 dB = 0.127 W/kg = -8.96 dBW/kg