11.5. Appendix E: Band edge measurements

11.5.1. Test Result

Test Mode	Antenna	ChName	Channel	RefLevel[dBm]	Result[dBm]	Limit[dBm]	Verdict
11B	Ant1	Low	2412	8.94	-37.63	≤-21.06	PASS
		High	2462	7.53	-44.73	≤-22.47	PASS
11G	Ant1	Low	2412	7.82	-22.68	≤-22.18	PASS
		High	2462	4.78	-42.18	≤-25.22	PASS
11N20SISO	Ant1	Low	2412	4.34	-25.77	≤-25.66	PASS
		High	2462	3.18	-43.36	≤-26.82	PASS
11N40SISO	Ant1	Low	2422	4.84	-28.7	≤-25.16	PASS
		High	2452	4.45	-27.6	≤-25.55	PASS

This report shall not be reproduced except in full, without the written approval of UL Verification Services (Guangzhou) Co., Ltd, Song Shan Lake Branch.

11.5.2. Test Graphs

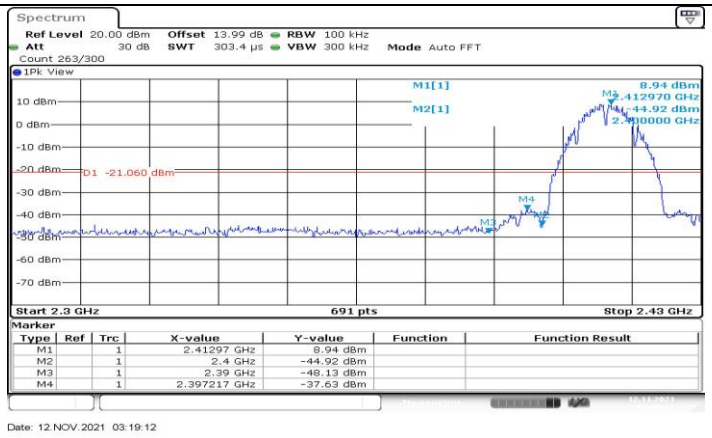

11B_Ant1_Low_2412

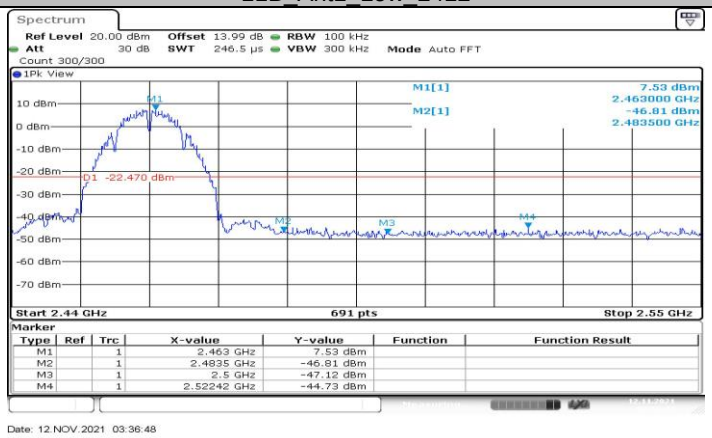

11B_Ant1_High_2462

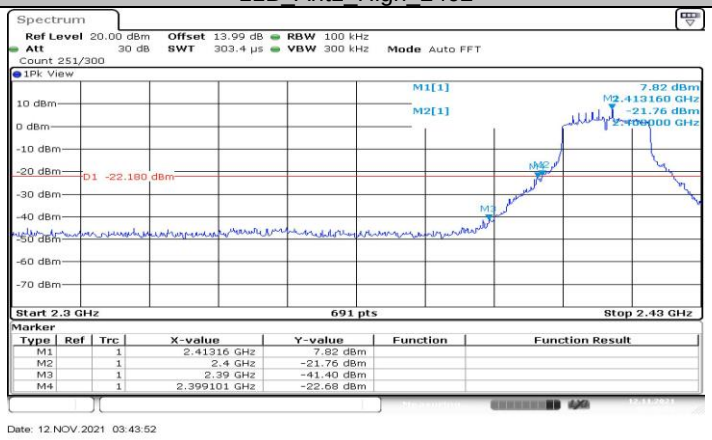

11G_Ant1_Low_2412

This report shall not be reproduced except in full, without the written approval of UL Verification Services (Guangzhou) Co., Ltd, Song Shan Lake Branch.

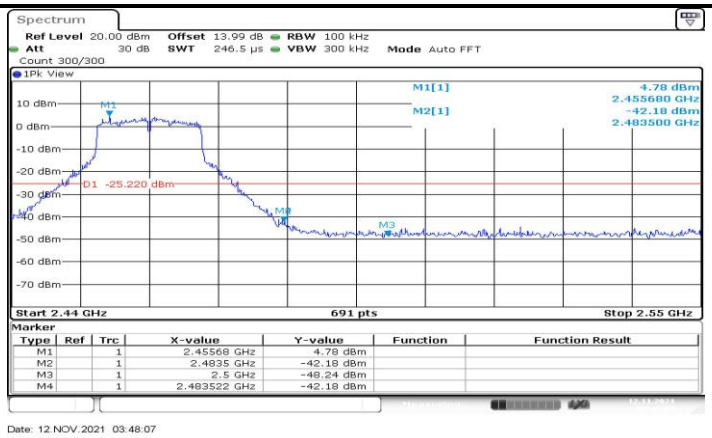

11G_Ant1_High_2462

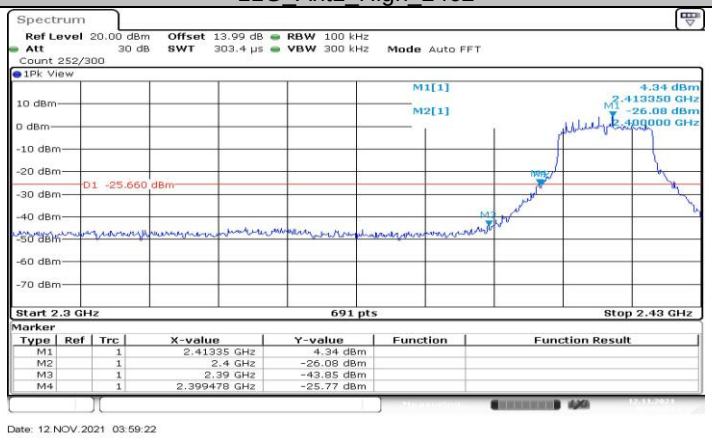

11N20SISO_Ant1_Low_2412

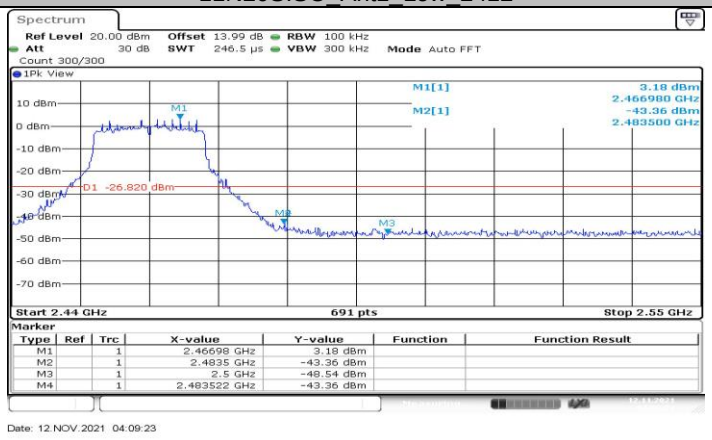

11N20SISO_Ant1_High_2462

This report shall not be reproduced except in full, without the written approval of UL Verification Services (Guangzhou) Co., Ltd, Song Shan Lake Branch.

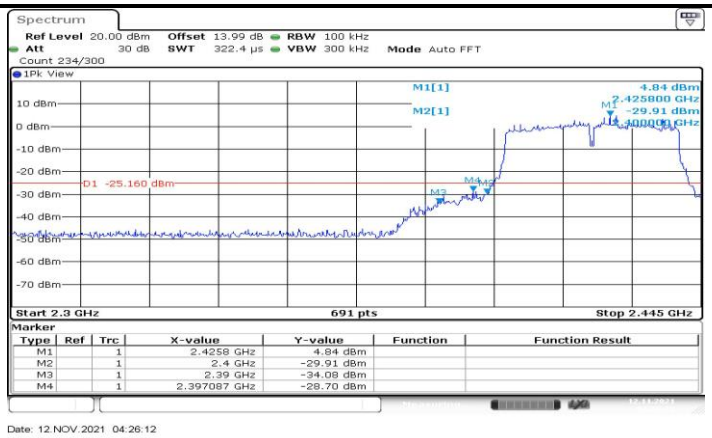

11N40SISO_Ant1_Low_2422

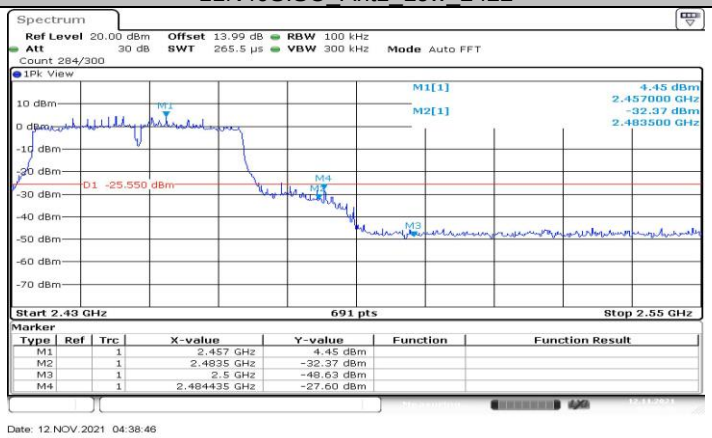

11N40SISO_Ant1_High_2452

This report shall not be reproduced except in full, without the written approval of UL Verification Services (Guangzhou) Co., Ltd, Song Shan Lake Branch.

11.6. Appendix F: Conducted Spurious Emission

11.6.1. Test Result

Test Mode	Antenna	Channel	FreqRange [Mhz]	Result [dBm]	Limit [dBm]	Verdict
11B	Ant1	2412	Reference	9.59	---	PASS
			30~1000	-54.04	≤-20.41	PASS
			1000~26500	-48.81	≤-20.41	PASS
		2437	Reference	10.97	---	PASS
			30~1000	-54.27	≤-19.03	PASS
			1000~26500	-48.39	≤-19.03	PASS
		2462	Reference	8.50	---	PASS
			30~1000	-54.05	≤-21.5	PASS
			1000~26500	-48.16	≤-21.5	PASS
11G	Ant1	2412	Reference	7.31	---	PASS
			30~1000	-53.68	≤-22.69	PASS
			1000~26500	-48.46	≤-22.69	PASS
		2437	Reference	7.05	---	PASS
			30~1000	-53.63	≤-22.95	PASS
			1000~26500	-48.47	≤-22.95	PASS
		2462	Reference	6.98	---	PASS
			30~1000	-53.83	≤-23.02	PASS
			1000~26500	-48.78	≤-23.02	PASS
11N20SISO	Ant1	2412	Reference	6.67	---	PASS
			30~1000	-53.13	≤-23.33	PASS
			1000~26500	-48.09	≤-23.33	PASS
		2437	Reference	5.06	---	PASS
			30~1000	-53.93	≤-24.94	PASS
			1000~26500	-48.35	≤-24.94	PASS
		2462	Reference	4.31	---	PASS
			30~1000	-54.22	≤-25.69	PASS
			1000~26500	-48.34	≤-25.69	PASS
11N40SISO	Ant1	2422	Reference	4.93	---	PASS
			30~1000	-53.68	≤-25.07	PASS
			1000~26500	-48.25	≤-25.07	PASS
		2437	Reference	4.83	---	PASS
			30~1000	-53.99	≤-25.17	PASS
			1000~26500	-48.68	≤-25.17	PASS
		2452	Reference	4.85	---	PASS
			30~1000	-54	≤-25.15	PASS
			1000~26500	-47.93	≤-25.15	PASS

This report shall not be reproduced except in full, without the written approval of UL Verification Services (Guangzhou) Co., Ltd, Song Shan Lake Branch.

11.6.2. Test Graphs

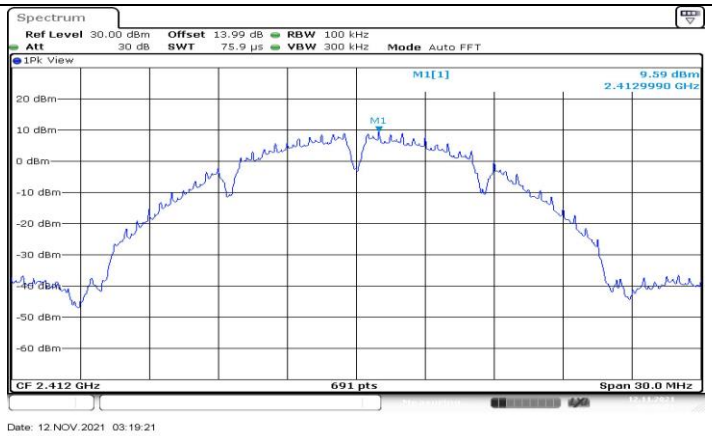

11B_Ant1_2412_0~Reference

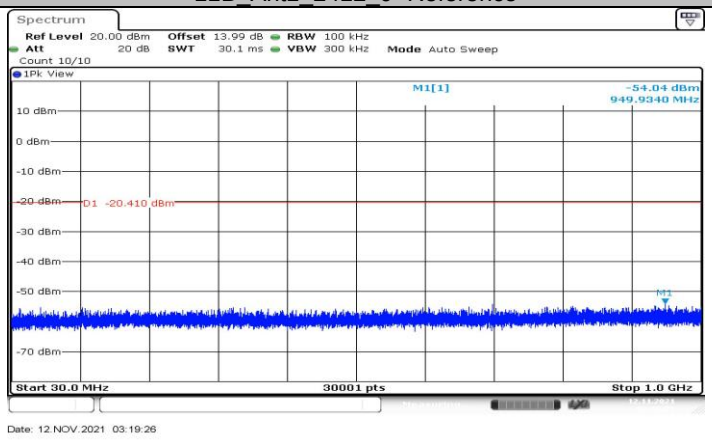

11B_Ant1_2412_30~1000

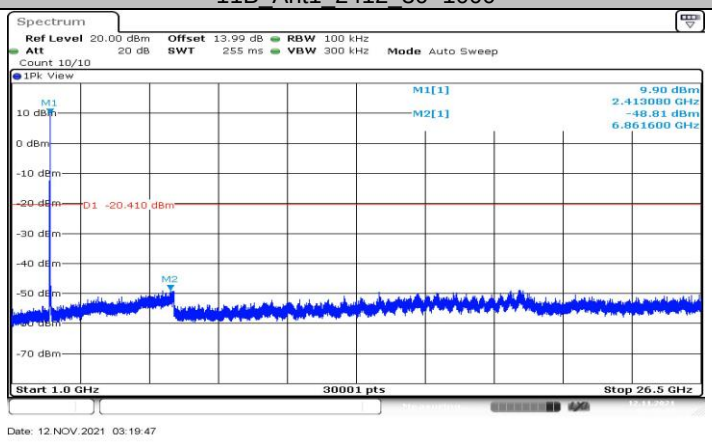

11B_Ant1_2412_1000~26500

This report shall not be reproduced except in full, without the written approval of UL Verification Services (Guangzhou) Co., Ltd, Song Shan Lake Branch.

11B_Ant1_2437_0~Reference

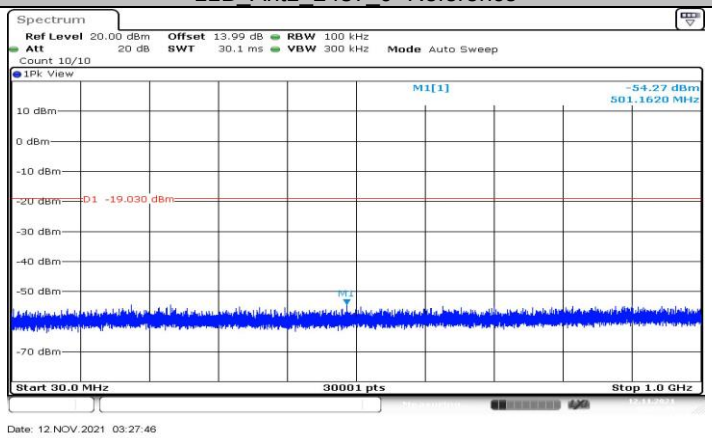

11B_Ant1_2437_30~1000

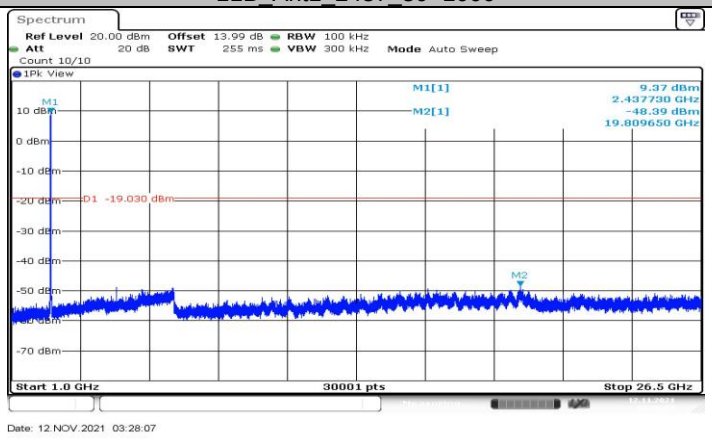

11B_Ant1_2437_1000~26500

This report shall not be reproduced except in full, without the written approval of UL Verification Services (Guangzhou) Co., Ltd, Song Shan Lake Branch.

11B_Ant1_2462_0~Reference

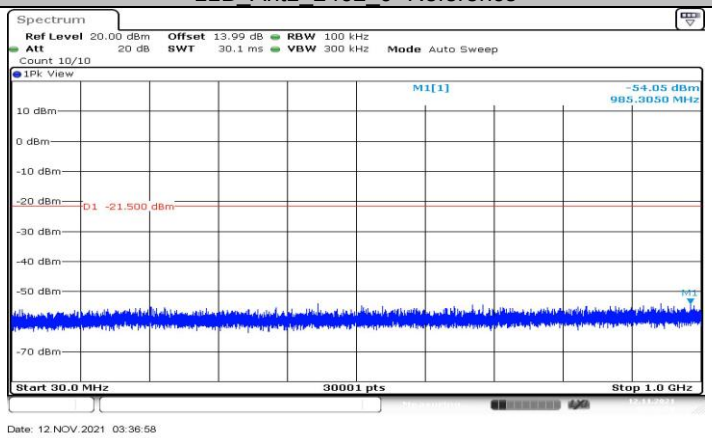

11B_Ant1_2462_30~1000

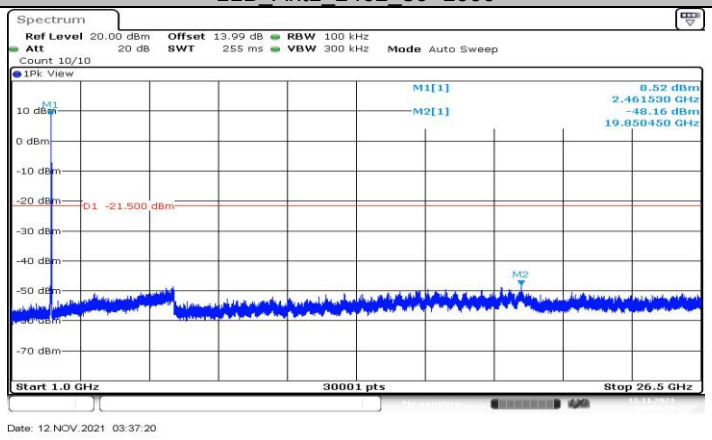

11B_Ant1_2462_1000~26500

This report shall not be reproduced except in full, without the written approval of UL Verification Services (Guangzhou) Co., Ltd, Song Shan Lake Branch.

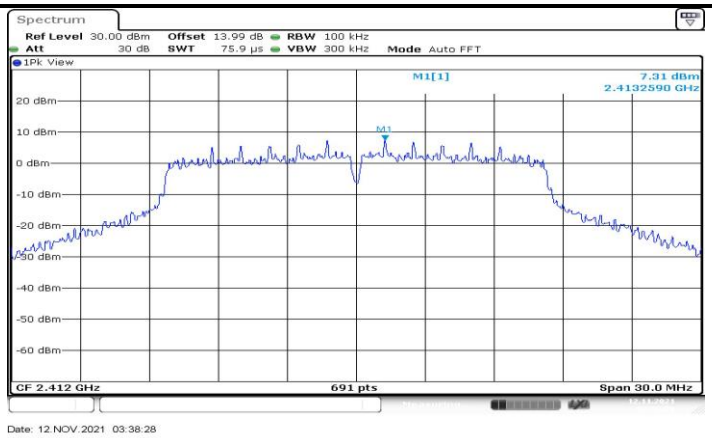

11G_Ant1_2412_0~Reference

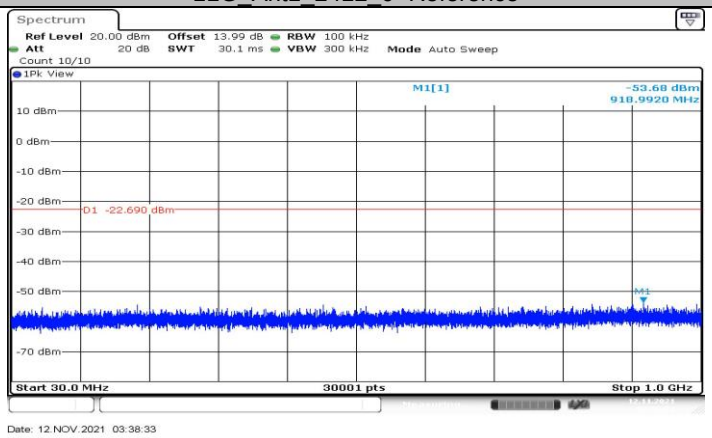

11G_Ant1_2412_30~1000

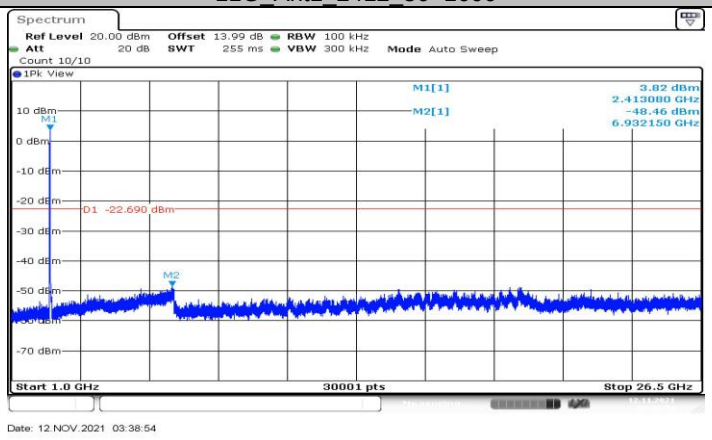

11G_Ant1_2412_1000~26500

This report shall not be reproduced except in full, without the written approval of UL Verification Services (Guangzhou) Co., Ltd, Song Shan Lake Branch.

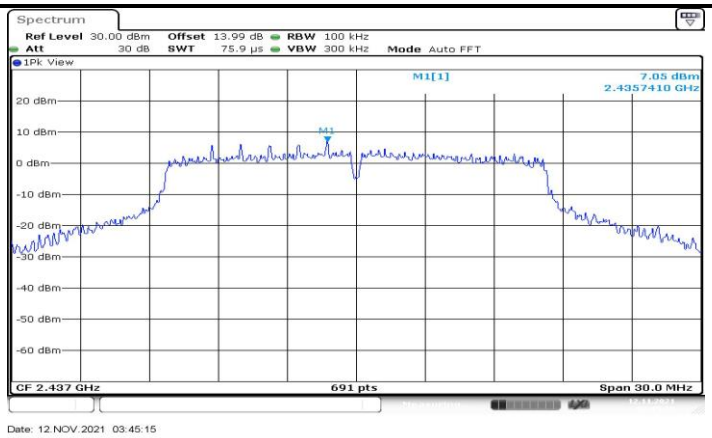

11G_Ant1_2437_0~Reference

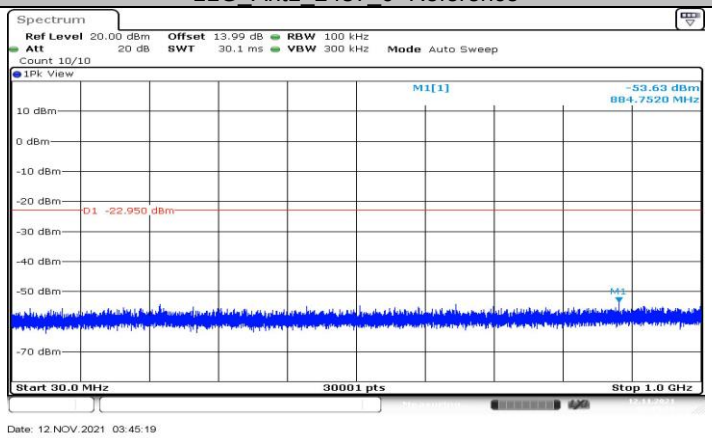

11G_Ant1_2437_30~1000

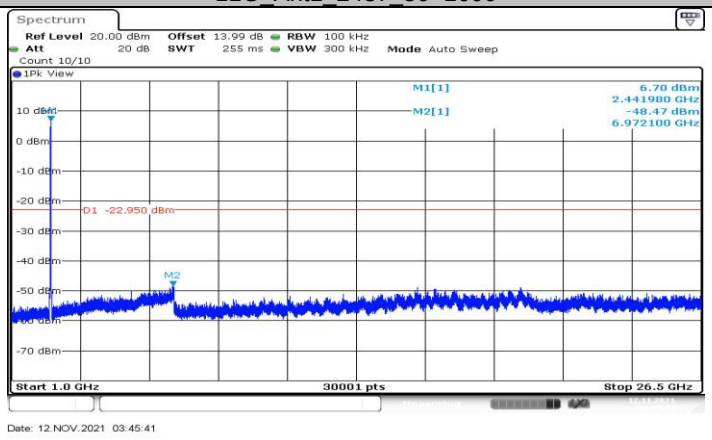

11G_Ant1_2437_1000~26500

This report shall not be reproduced except in full, without the written approval of UL Verification Services (Guangzhou) Co., Ltd, Song Shan Lake Branch.

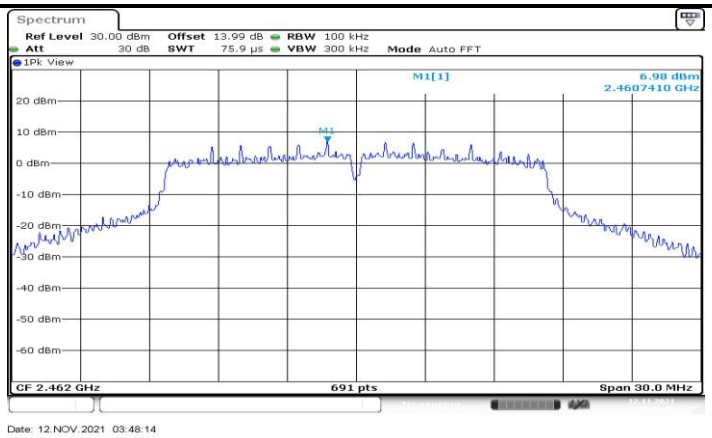

11G_Ant1_2462_0~Reference

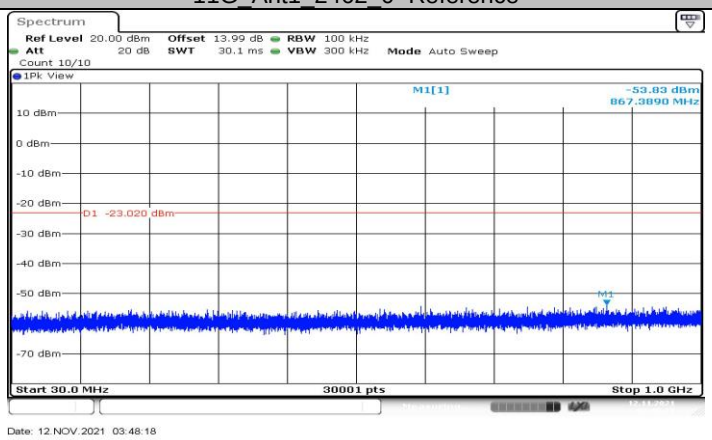

11G_Ant1_2462_30~1000

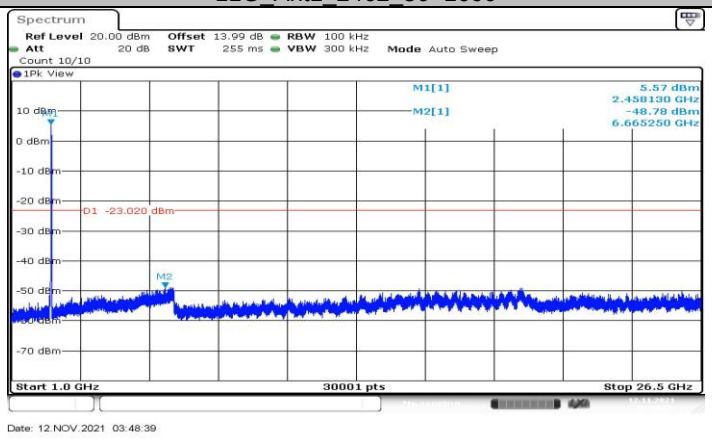

11G_Ant1_2462_1000~26500

This report shall not be reproduced except in full, without the written approval of UL Verification Services (Guangzhou) Co., Ltd, Song Shan Lake Branch.

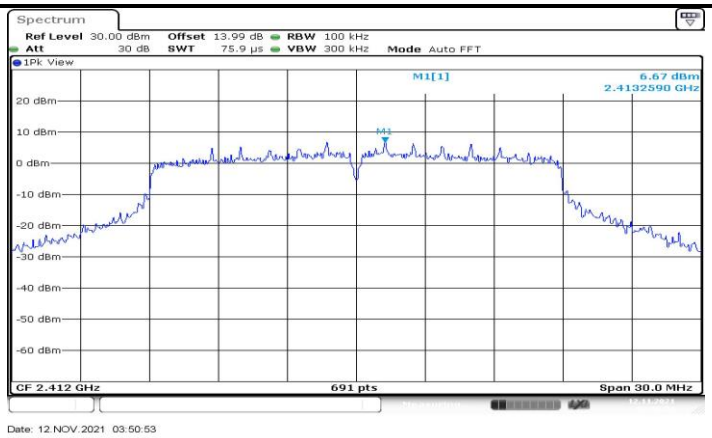

11N20SISO_Ant1_2412_0~Reference

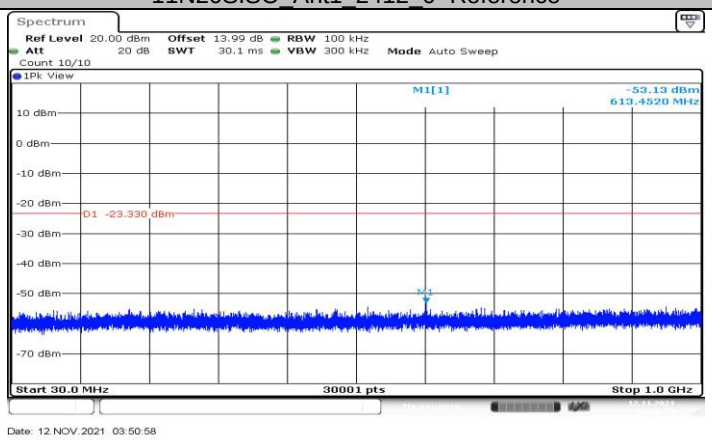

11N20SISO_Ant1_2412_30~1000

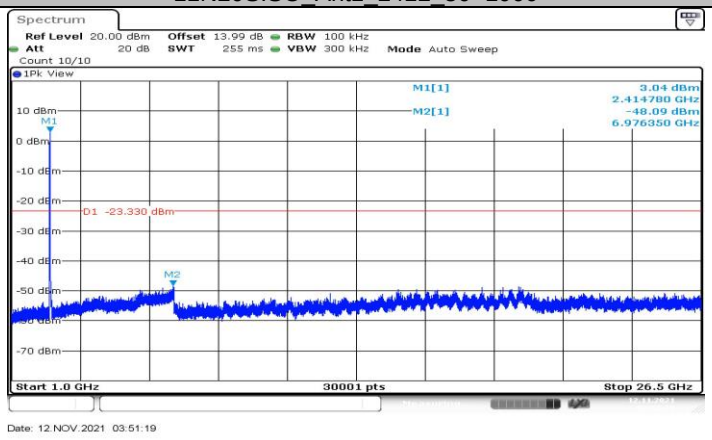

11N20SISO_Ant1_2412_1000~26500

This report shall not be reproduced except in full, without the written approval of UL Verification Services (Guangzhou) Co., Ltd, Song Shan Lake Branch.

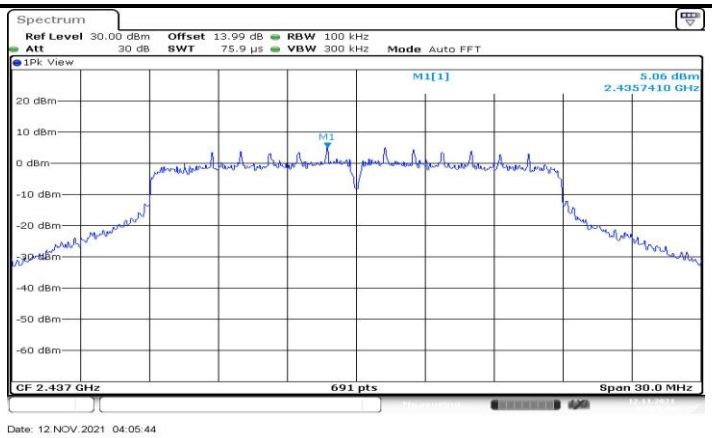

11N20SISO_Ant1_2437_0~Reference

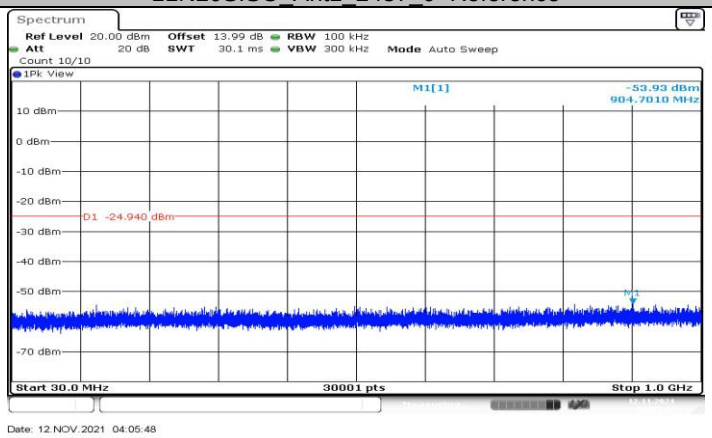

11N20SISO_Ant1_2437_30~1000

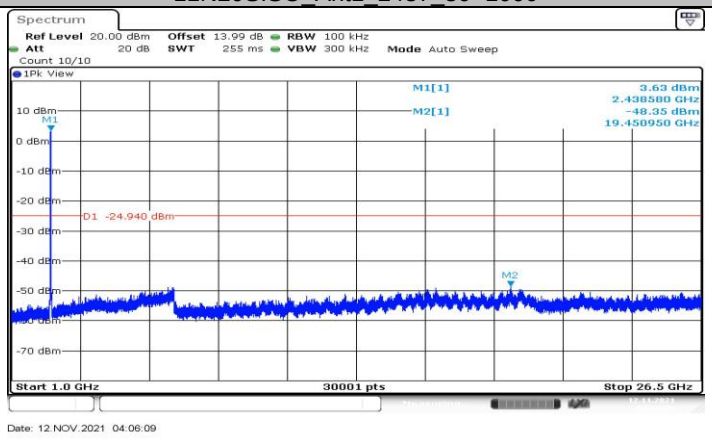

11N20SISO_Ant1_2437_1000~26500

This report shall not be reproduced except in full, without the written approval of UL Verification Services (Guangzhou) Co., Ltd, Song Shan Lake Branch.

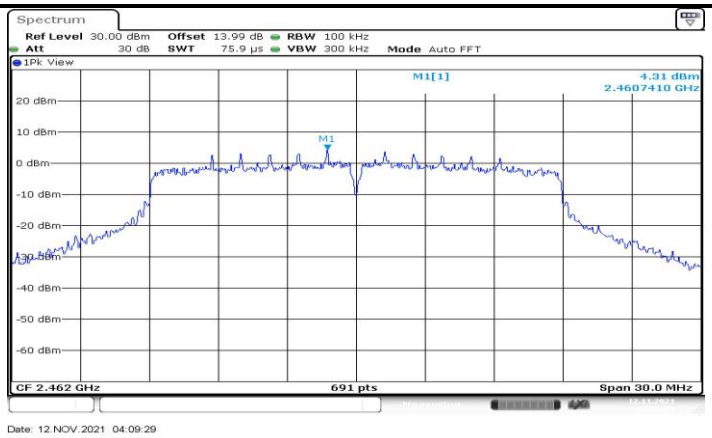

11N20SISO_Ant1_2462_0~Reference

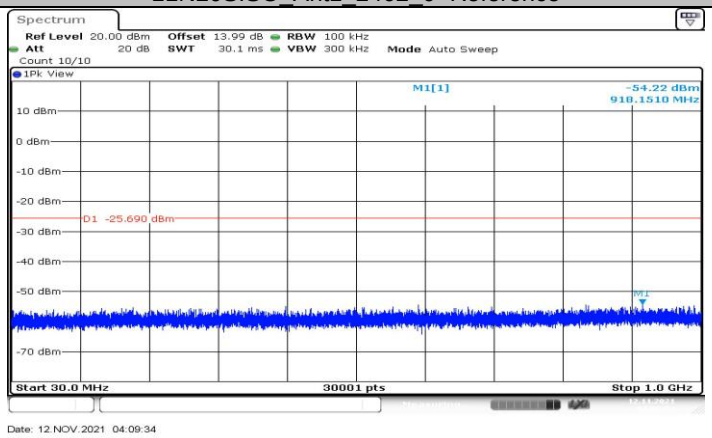

11N20SISO_Ant1_2462_30~1000

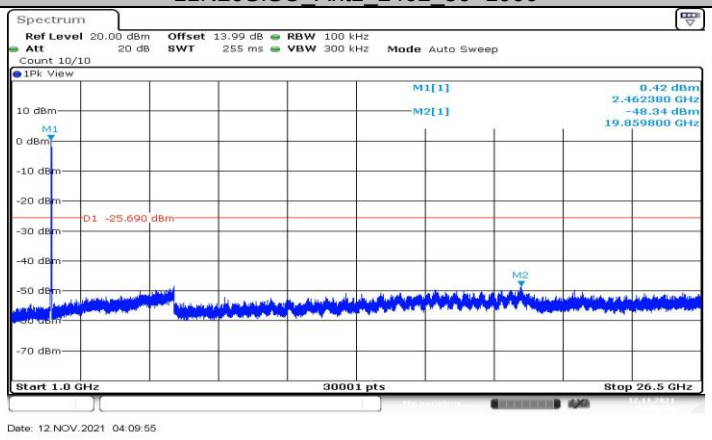

11N20SISO_Ant1_2462_1000~26500

This report shall not be reproduced except in full, without the written approval of UL Verification Services (Guangzhou) Co., Ltd, Song Shan Lake Branch.

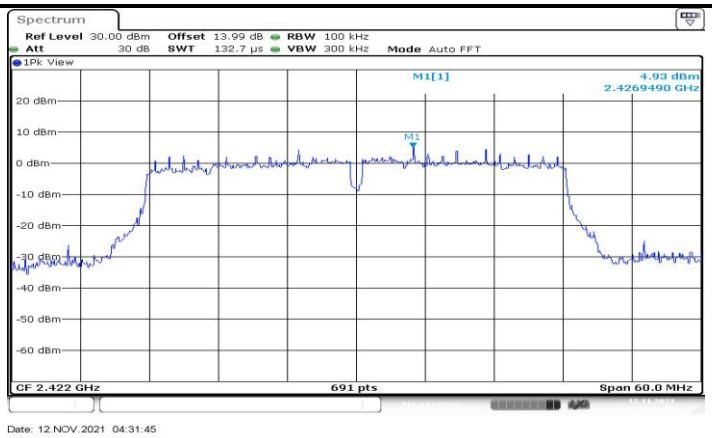

11N40SISO_Ant1_2422_0~Reference

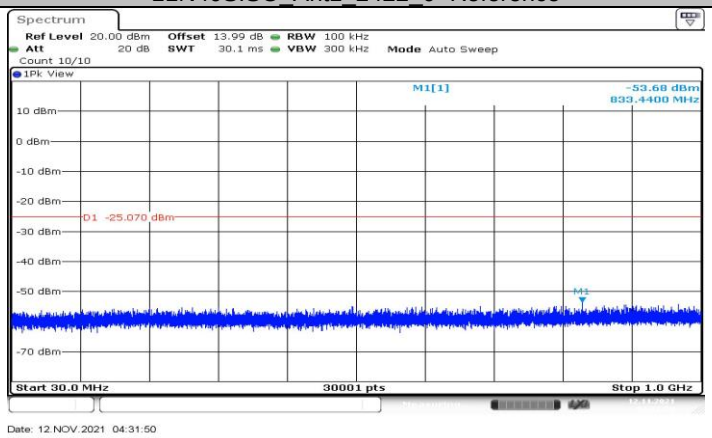

11N40SISO_Ant1_2422_30~1000

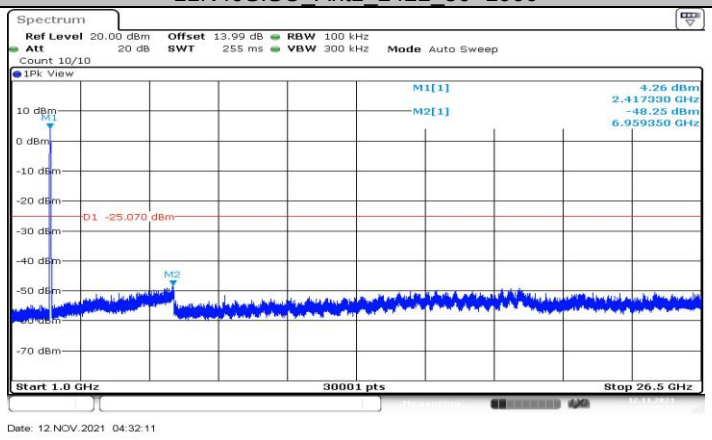

11N40SISO_Ant1_2422_1000~26500

This report shall not be reproduced except in full, without the written approval of UL Verification Services (Guangzhou) Co., Ltd, Song Shan Lake Branch.

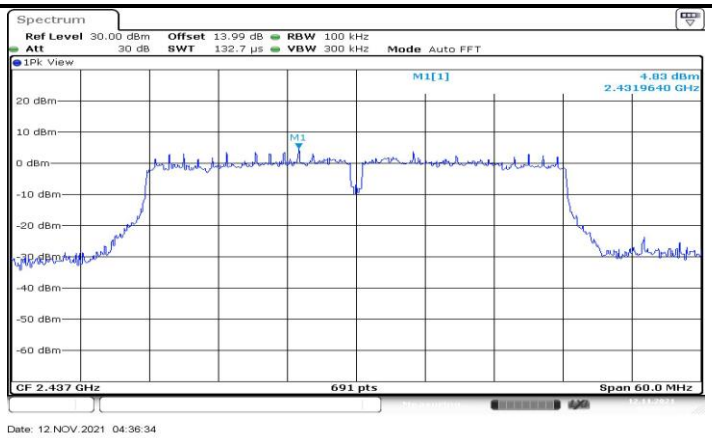

11N40SISO_Ant1_2437_0~Reference

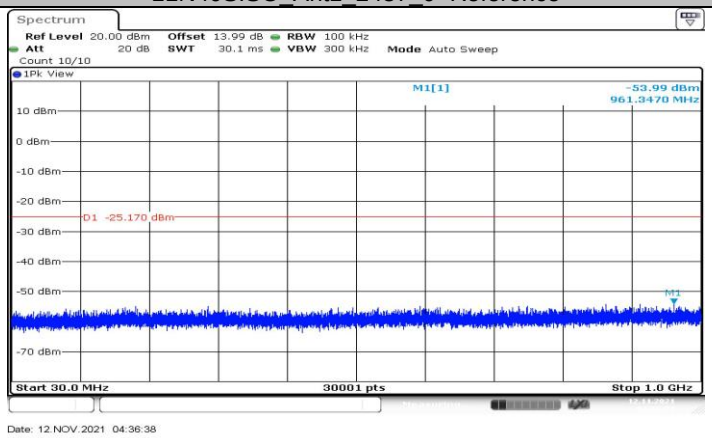

11N40SISO_Ant1_2437_30~1000

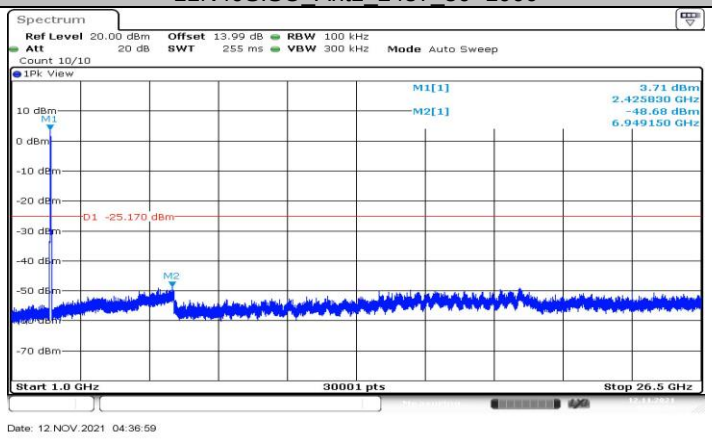

11N40SISO_Ant1_2437_1000~26500

This report shall not be reproduced except in full, without the written approval of UL Verification Services (Guangzhou) Co., Ltd, Song Shan Lake Branch.

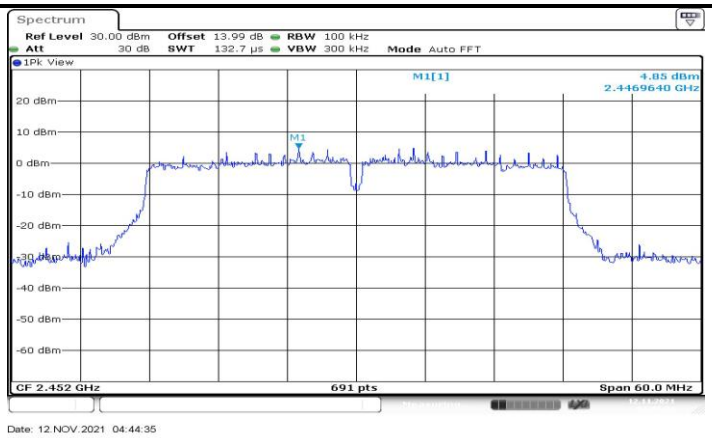

11N40SISO_Ant1_2452_0~Reference

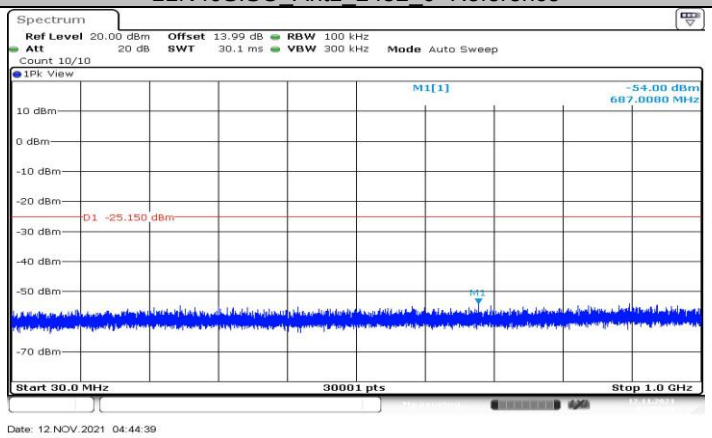

11N40SISO_Ant1_2452_30~1000

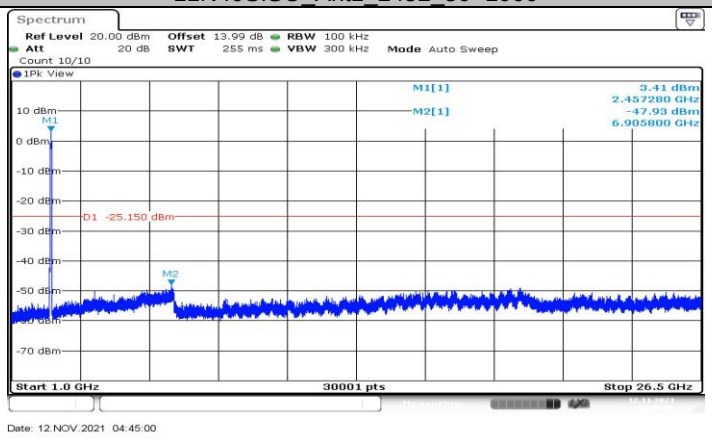

11N40SISO_Ant1_2452_1000~26500

This report shall not be reproduced except in full, without the written approval of UL Verification Services (Guangzhou) Co., Ltd, Song Shan Lake Branch.

11.7. Appendix G: Duty Cycle

11.7.1. Test Result

Test Mode	On Time (msec)	Period (msec)	Duty Cycle x (Linear)	Duty Cycle (%)	Duty Cycle Correction Factor (dB)	1/T Minimum VBW (kHz)	Final setting For VBW (kHz)
11B	12.18	12.49	0.9752	97.52	0.11	0.08	0.5
11G	2.02	2.17	0.9309	93.09	0.31	0.50	1
11N20SISO	1.70	1.85	0.9189	91.89	0.37	0.59	1
11N40SISO	0.84	0.98	0.8571	85.71	0.67	1.19	2

Note:
Duty Cycle Correction Factor=10log (1/x).
Where: x is Duty Cycle (Linear)
Where: T is On Time
If that calculated VBW is not available on the analyzer then the next higher value should be used.

This report shall not be reproduced except in full, without the written approval of UL Verification Services (Guangzhou) Co., Ltd, Song Shan Lake Branch.

11.7.2. Test Graphs

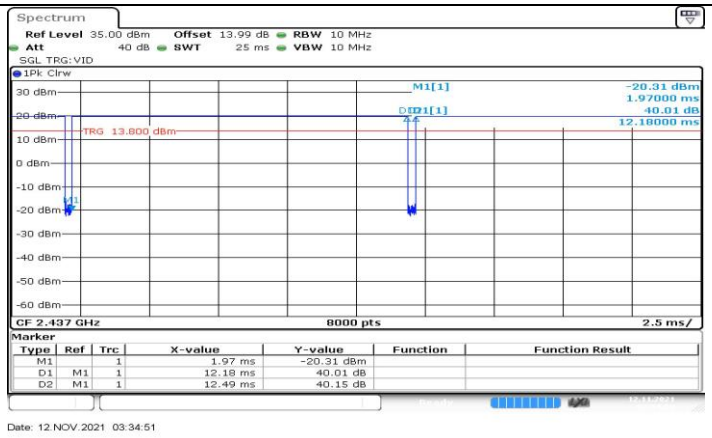

11B_Ant1_2437

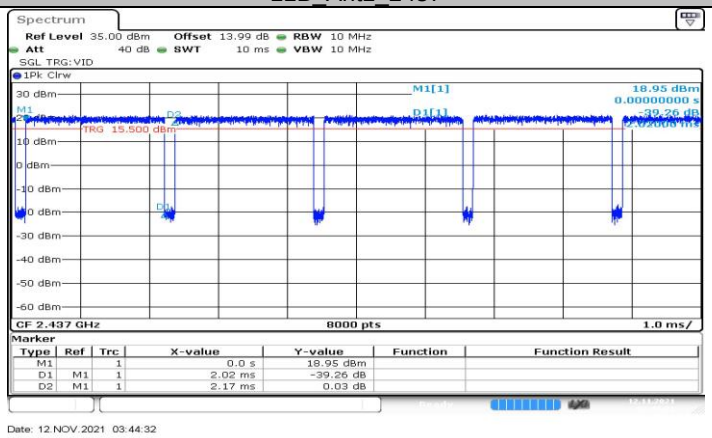

11G_Ant1_2437

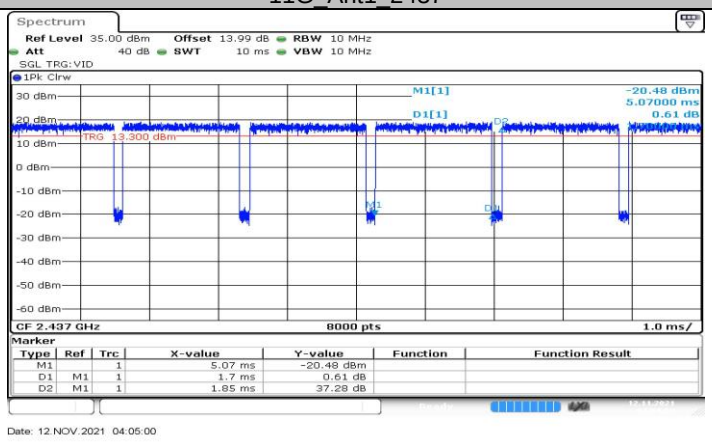

11N20SISO_Ant1_2437

This report shall not be reproduced except in full, without the written approval of UL Verification Services (Guangzhou) Co., Ltd, Song Shan Lake Branch.

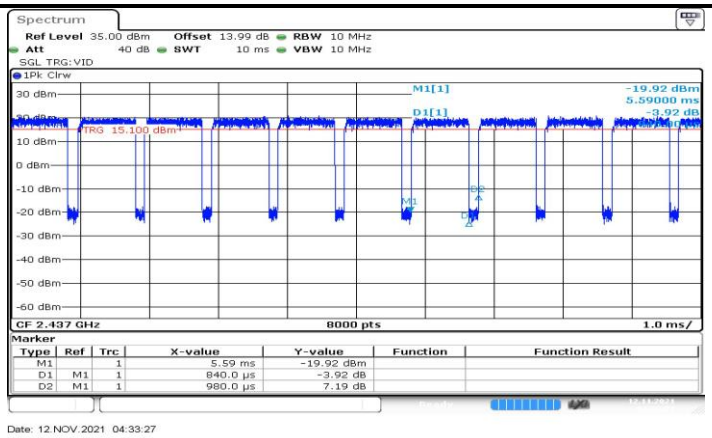

11N40SISO_Ant1_2437

END OF REPORT

This report shall not be reproduced except in full, without the written approval of UL Verification Services (Guangzhou) Co., Ltd, Song Shan Lake Branch.