13.3 “ 15.6" Android 智能交互数字标牌

使 用 手 册

前言

感谢您选用Android 智能交互数字标牌！
开机之前，请仔细阅读此使用手册，了解本机的使用方法及注意事项。

敬告

★ 仅能使用原厂提供的电源适配器配件。
★ 机器上的缝隙和开口用于通风和散热，请勿堵塞或掩盖这些缝隙和开口。
★ 切勿在多尘、潮湿、高温的环境下使用或存放本机。
★ 机器故障时，请勿自行拆解维修，需联系原厂或经销商解决。
★ 避免踩踏电源线或者电源适配器，以免线损造成漏电等危险。如果电源适配器的导线已损坏, 请勿继续使用，否则可能会发生危险。
★ 雷雨天气或者长时间不使用本机时，请拔掉电源插头。
★ 使用时，请不要将机器放在桌子边缘或小孩容易接触到的地方，避免机器摔损或伤害到小孩。
★ 运输或使用过程中尽量不触碰显示屏，切勿用力挤压显示屏，不要用利器或硬物碰伤显示屏，以免造成显示屏破损。
★ 请使用干燥的软布或略蘸柔性清洁剂的软布清洁机器。请勿使用任何种类的溶剂, 如酒精或汽油，否则可能损坏表面处理层。

包装清单

打开包装后，请确认下面的包装内容.

Android 商用一体机

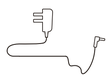

电源适配器

说明书

功能特点

- 13.3" 15.6" 高清屏 分辨率1920*1080
- RK3288,四核,Cortex A17
- 2GB缓存
- 内存16GB
- 安卓5.1/8.1
- 10点电容式触摸
- Wifi 802.11b/g/n
- 100M/1000M网口
- RJ45 以太网接口(可选配POE功能 IEEE802.3at,POE+,class 4， 25.5W)
- 蓝牙4.0
- SD卡(支持最大 32GB)
- USB OTG
- USB 2.0 host
- USB 用于串口扩展功能（RS232格式）
- 4G LTE（可选）
- 3.5mm立体声耳机输出+麦克风
- VESA: 75x75mm
- 电源适配器: 12V/2A

13.3"产品介绍

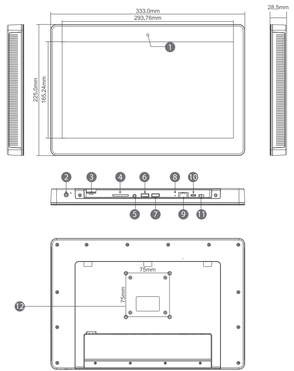

序号	功能	序号	功能
1	摄像头	7	串口（RS232格式）
2	电源键	8	Mic
3	SIM (选配)	9	LAN
4	SD卡	10	USB OTG
5	3.5mm 耳机孔	11	电源插孔
6	USB 2.0 host	12	VESA 75*75mm

15.6"产品介绍

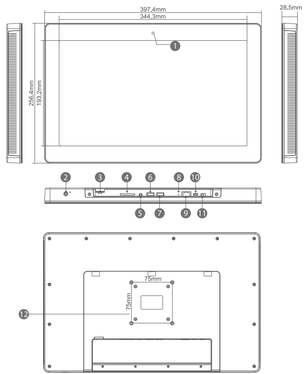

序号	功能	序号	功能
1	摄像头	7	串口（RS232格式）
2	电源键	8	Mic
3	SIM (选配)	9	LAN
4	SD卡	10	USB OTG
5	3.5mm 耳机孔	11	电源插孔
6	USB 2.0 host	12	VESA 75*75mm

SIZE:130x185MM　材质：80G书写纸黑白印刷，折页

FCC Warning

This device complies with part 15 of the FCC Rules. Operation is subject to the following two conditions: (1) This device may not cause harmful interference, and (2) this device must accept any interference received, including interference that may cause undesired operation.

Any Changes or modifications not expressly approved by the party responsible for compliance could void the user's authority to operate the equipment.

Note: This equipment has been tested and found to comply with the limits for a Class B digital device, pursuant to part 15 of the FCC Rules. These limits are designed to provide reasonable protection against harmful interference in a residential installation. This equipment generates uses and can radiate radio frequency energy and, if not installed and used in accordance with the instructions, may cause harmful interference to radio communications. However, there is no guarantee that interference will not occur in a particular installation. If this equipment does cause harmful interference to radio or television reception, which can be determined by turning the equipment off and on, the user is encouraged to try to correct the interference by one or more of the following measures:

-Reorient or relocate the receiving antenna.

-Increase the separation between the equipment and receiver.

-Connect the equipment into an outlet on a circuit different from that to which the receiver is connected.

-Consult the dealer or an experienced radio/TV technician for help.

This equipment complies with FCC radiation exposure limits set forth for an uncontrolled environment. This equipment should be installed and operated with minimum distance 20cm between the radiator & your body.