13.3“ 15.6" DIGITAL SIGNAGE



User Manual

Important Notices

Copyright Information
All intellectual property rights in this publication are owned by and protected by applicable copyright laws and international treaty provisions. retains all rights not expressly granted. No part of this publication may be reproduced in any form whatsoever or used to make any derivative work without prior written approval by . Reserves the right to revise this publication, and/or make improvements or changes in the product(s) and/or the program(s) described in this documentation at any time without prior notice. The information in this document is provided in good faith, but without any representation or warranty whatsoever, whether it is accurate,or complete or otherwise, and on express understanding that shall have no liability whatsoever to other parties in any way arising from or relating to the information or its use.
All other trademarks are the property of their respective owners. Other company and brand products and service names are trademarks or registered trademarks of their respective holders.

1)Do not push objects into holes and ventilation slots.
Do not expose this product to moisture or place any objects fil ed with liquids on or near the product.
Do not place a naked flame sou ce, such as lighted candles, on or near this product.
Do not store or operate the device in environments where the temperature is above 50 degrees celsius or below -10 degrees celsius.
Do not intentionally hit the device or place heavy or sharp objects on the device.
Only use accessories specified by the manu acturer.
Keep the device away from benzene, diluents, and other chemicals.
Do not attempt to repair this product yourself. Always use a qualified se vice agent to perform adjustments or repairs.

Package Contents

Please make sure all of the following are present when you unpack your DIGITAL SIGNAGE

DIGITAL SIGNAGE

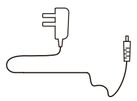

Power adapter

User manual

Note:
1.The equipment is mainly used in the meeting room, using a fixed wall hanging installation method, as the meeting room door plate and access control equipment.
2.The device is not intended for portable use, please install it into the stand.

Features

- 13.3" 15.6" LCD panel Resolution 1920*1080
- RK3288 Quad core cortex A17/RK3399 Dual-core A72+quad-core A53/ RK3566/RK3568 Quad core cortex A55
- RAM 2GB Optional 4GB (RK3399/3566/3568)
- Internal memory 16GB Optional 32GB/64GB (RK3399/3566/3568)
- Android 5.1/ 8.1/10.0(RK3288) / Android 7.1/9.0/10.0(RK3399)/ Android 11(RK3566/RK3568)
- 10-Point capacitive touch
- Bluetooth 4.2
- WiFi 802.11 a/b/g/n (RK3288) / WiFi 802.11 a/b/g/n/ac (RK3399/3566/3568)
- Ethernet interface (POE function optional IEEE802.3at,POE+,class 4 , 25.5W) SD,support up to 32GB
- Micro USB OTG
- USB 2.0 host (RK3288)
  USB 3.0 host (RK3399/3566/3568)
- USB for serial (RS232 Level RK3399)/USB for serial (TTL Level RK3566)
- 3.5mm earphone + Micphone
- 4G Flow card (optional)
- 2*3W speaker
- VESA: 75x75mm
- Adapter: 12V/2A

13.3" Exterior Components

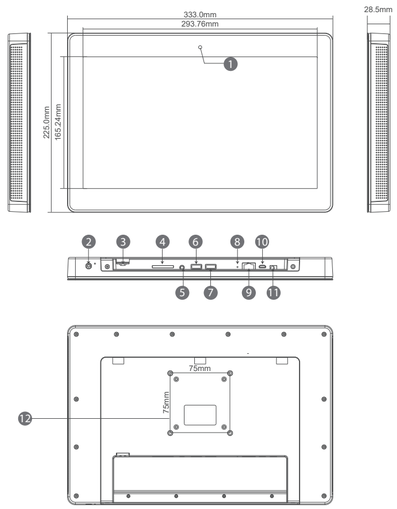

No	Function	No	Function
1	Camera	7	USB for serial (RS232 Level RK3399) USB for serial(TTL Level RK3566/RK3568)
2	Power button		
3	SIM (optional)	8	Mic
4	SD Card	9	LAN
5	3.5mm audio jack	10	USB-OTG
6	USB 2.0 host (RK3288) USB 3.0 host (RK3399/3566/3568)	11	DC in power supply port
		12	VESA 75*75mm

15.6" Exterior Components

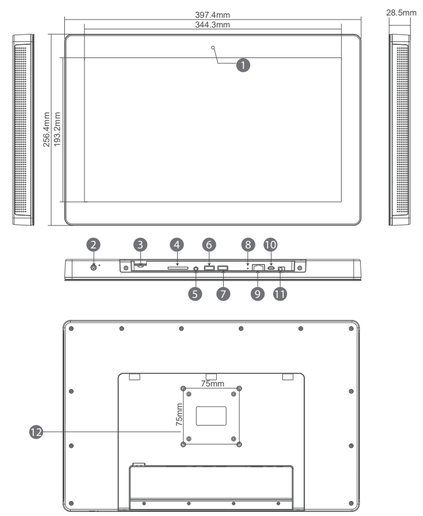

No	Function	No	Function
1	Camera	7	USB for serial (RS232 Level RK3399) USB for serial(TTL Level RK3566/RK3568)
2	Power button		
3	SIM (optional)	8	Mic
4	SD Card	9	LAN
5	3.5mm audio jack	10	USB-OTG
6	USB 2.0 host (RK3288) USB 3.0 host (RK3399/3566/3568)	11	DC in power supply port
		12	VESA 75*75mm

FCC STATEMENT :

This device complies with Part 15 of the FCC Rules. Operation is subject to the following two conditions:
(1) This device may not cause harmful interference, and
(2) This device must accept any interference received, including interference that may cause undesired operation.
Warning: Changes or modifications not expressly approved by the party responsible for compliance could void the user's authority to operate the equipment.
NOTE: This equipment has been tested and found to comply with the limits for a Class B digital device, pursuant to Part 15 of the FCC Rules. These limits are designed to provide reasonable protection against harmful interference in a residential installation. This equipment generates uses and can radiate radio frequency energy and, if not installed and used in accordance with the instructions, may cause harmful interference to radio communications. However, there is no guarantee that interference will not occur in a particular installation. If this equipment does cause harmful interference to radio or television reception, which can be determined by turning the equipment off and on, the user is encouraged to try to correct the interference by one or more of the following measures:
Reorient or relocate the receiving antenna.
Increase the separation between the equipment and receiver.
Connect the equipment into an outlet on a circuit different from that to which the receiver is connected.
Consult the dealer or an experienced radio/TV technician for help.
The device for operation in the band 5150-5250 MHz is only for indoor use to reduce the potential for harmfulinterference to co-channel mobile satellite systems.
FCC Radiation Exposure Statement:
This equipment complies with FCC radiation exposure limits set forth for an uncontrolled environment. This equipment should be installed and operated with minimum distance 20cm between the radiator & your body.

This symbol on the product or in the instructions means that your electrical and electronic equipment should be disposed of at the end of its life separately from your household waste. There are separate collection systems for recycling in your country. For more information, please contact the local authority or your retailer where you purchased the product.

SIZE:130x185MM　材质：80G书写纸黑白印刷，双面印刷 折页