Appendix Test Data

Report No.:	1812C50263412501	Test Sample No.:	1-2-2
Start Test Date:	2025-5-28	Finish Test Date:	2025-6-9
Test Engineer:	Huisen Guan	Auditor:	Justin Feng
Temperature:	27.7℃	Relative Humidity:	53%
Pressure:	101kPa		

Appendix A: 20dB Bandwidth

Test Result

Test Mode	Antenna	Frequency [MHz]	20db EBW[MHz]	FL[MHz]	FH[MHz]	Limit[MHz]	Verdict
DH5	Ant1	2402	1.03	2401.49	2402.52	---	---
DH5	Ant1	2441	1.04	2440.48	2441.53	---	---
DH5	Ant1	2480	1.08	2479.45	2480.53	---	---
2DH5	Ant1	2402	1.35	2401.33	2402.68	---	---
2DH5	Ant1	2441	1.35	2440.33	2441.68	---	---
2DH5	Ant1	2480	1.35	2479.33	2480.68	---	---
3DH5	Ant1	2402	1.40	2401.30	2402.70	---	---
3DH5	Ant1	2441	1.32	2440.35	2441.67	---	---
3DH5	Ant1	2480	1.28	2479.36	2480.63	---	---

Test Graphs

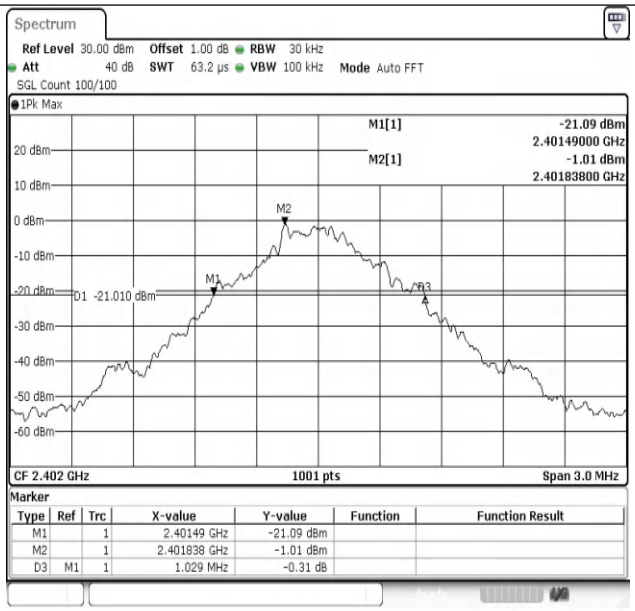

DH5-Ant1-2402

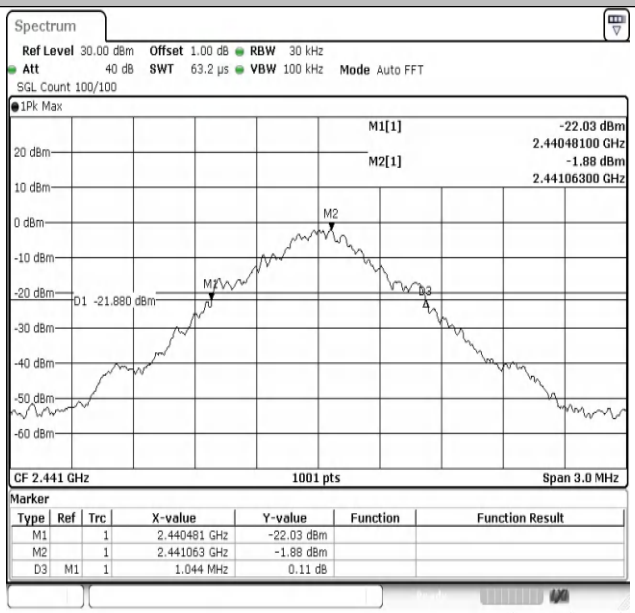

DH5-Ant1-2441

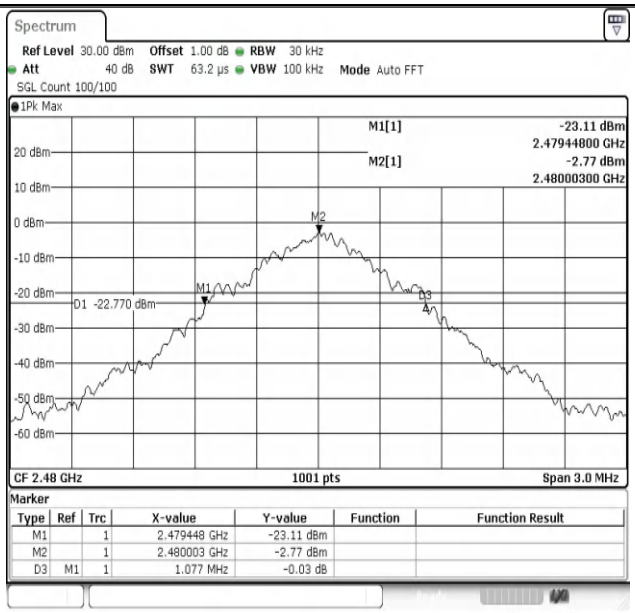

DH5-Ant1-2480

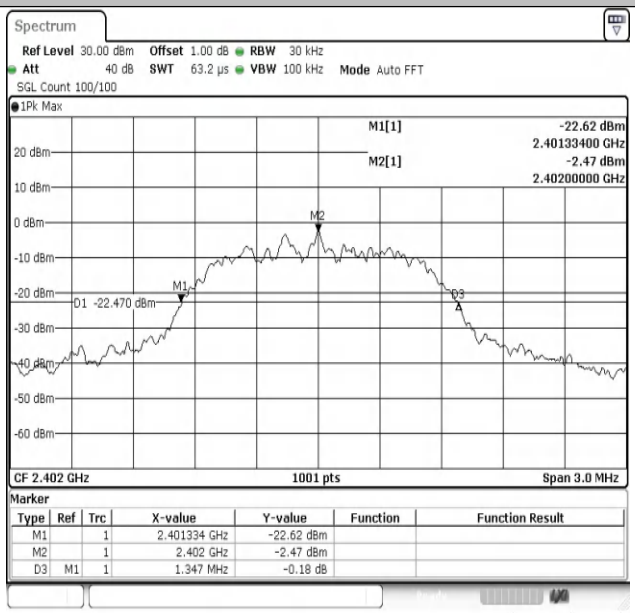

2DH5-Ant1-2402

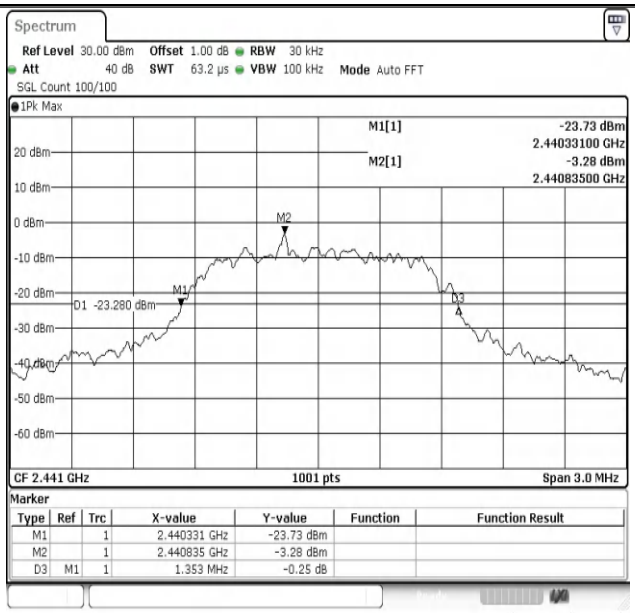

2DH5-Ant1-2441

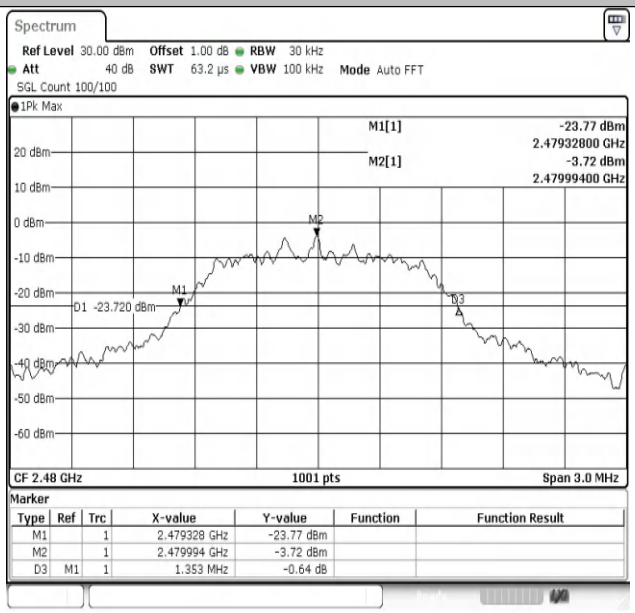

2DH5-Ant1-2480

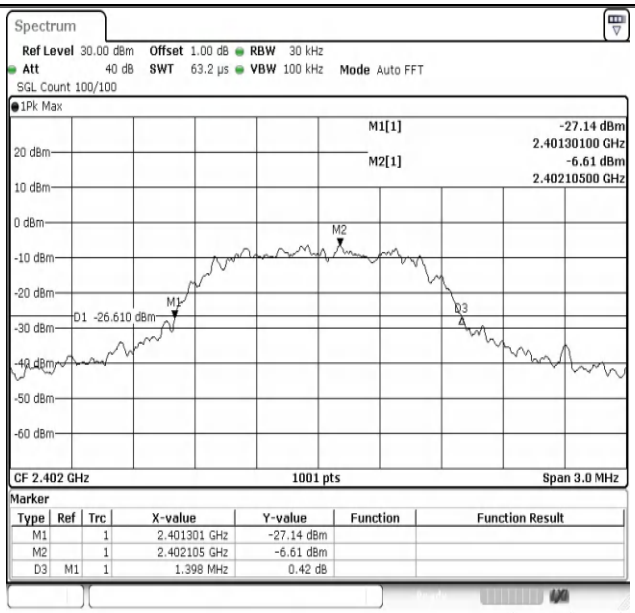

3DH5-Ant1-2402

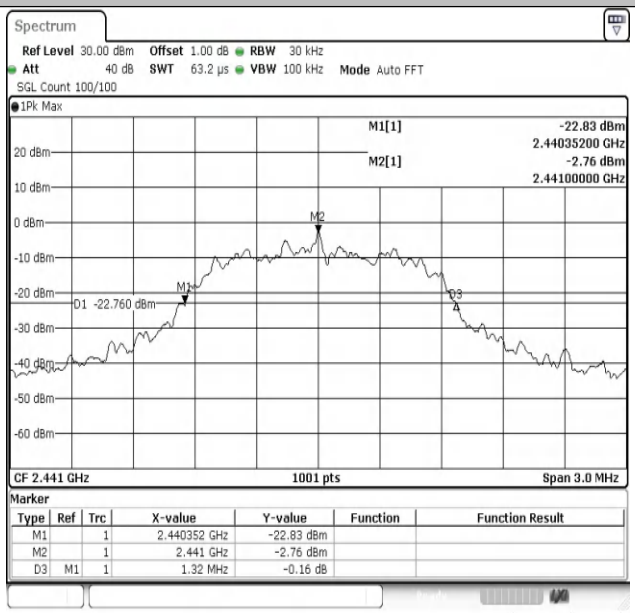

3DH5-Ant1-2441

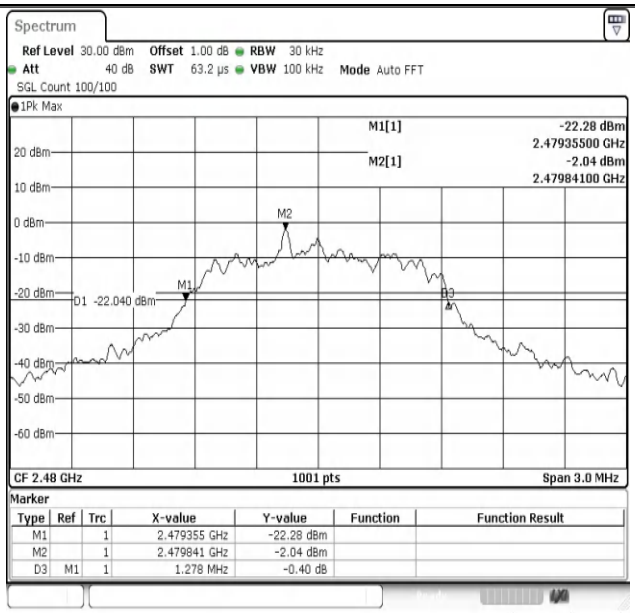

3DH5-Ant1-2480

Appendix B: 99% Occupied Bandwidth

Test Result

Test Mode	Antenna	Frequency [MHz]	OCB [MHz]	FL[MHz]	FH[MHz]	Limit[MHz]	Verdict
DH5	Ant1	2402	0.95604	2401.5175	2402.4735	---	---
DH5	Ant1	2441	0.98002	2440.5085	2441.4885	---	---
DH5	Ant1	2480	0.98601	2479.5025	2480.4885	---	---
2DH5	Ant1	2402	1.2378	2401.3856	2402.6234	---	---
2DH5	Ant1	2441	1.2438	2440.3796	2441.6234	---	---
2DH5	Ant1	2480	1.2348	2479.3856	2480.6204	---	---
3DH5	Ant1	2402	1.2258	2401.3856	2402.6114	---	---
3DH5	Ant1	2441	1.2378	2440.3796	2441.6174	---	---
3DH5	Ant1	2480	1.2348	2479.3826	2480.6174	---	---

Test Graphs

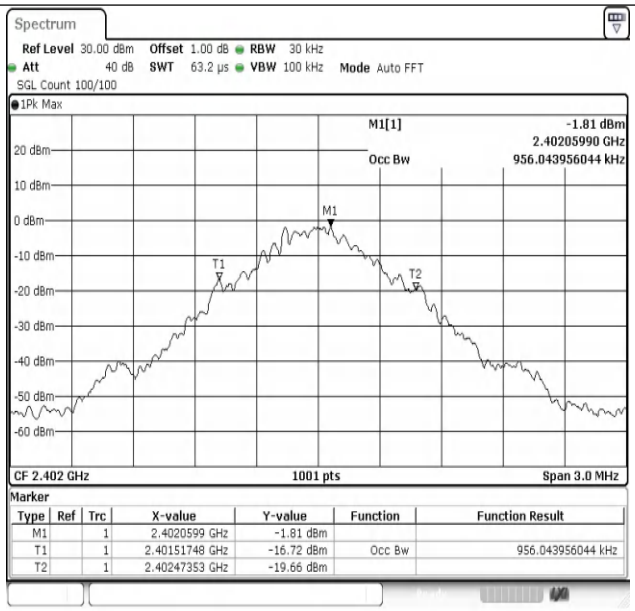

DH5-Ant1-2402

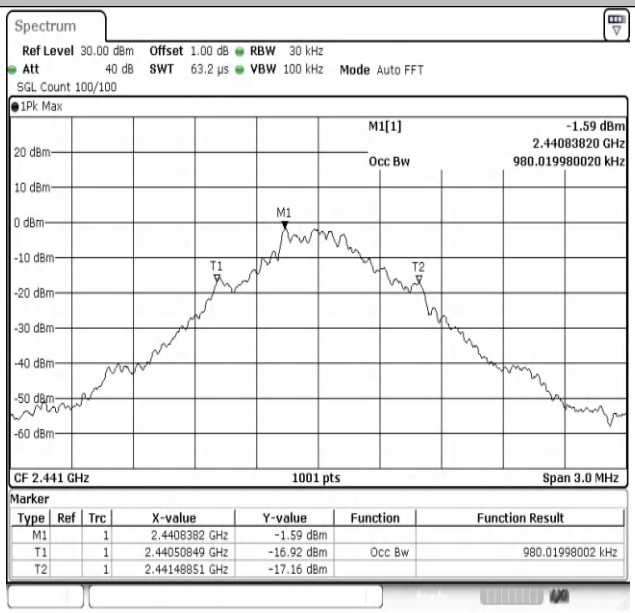

DH5-Ant1-2441

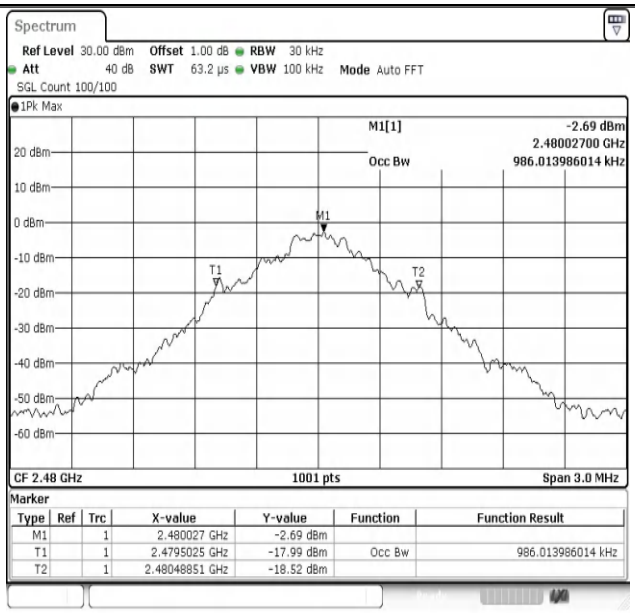

DH5-Ant1-2480

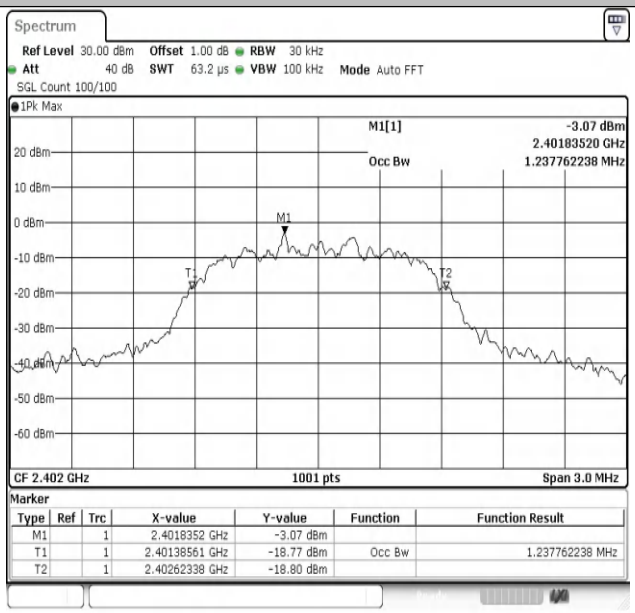

2DH5-Ant1-2402

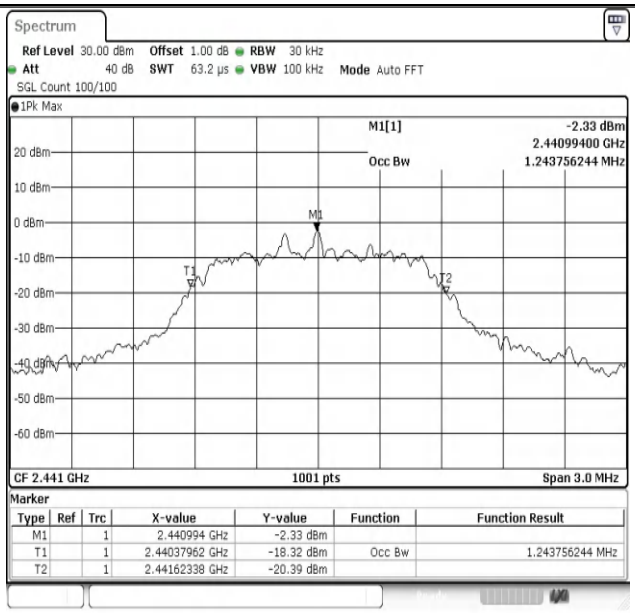

2DH5-Ant1-2441

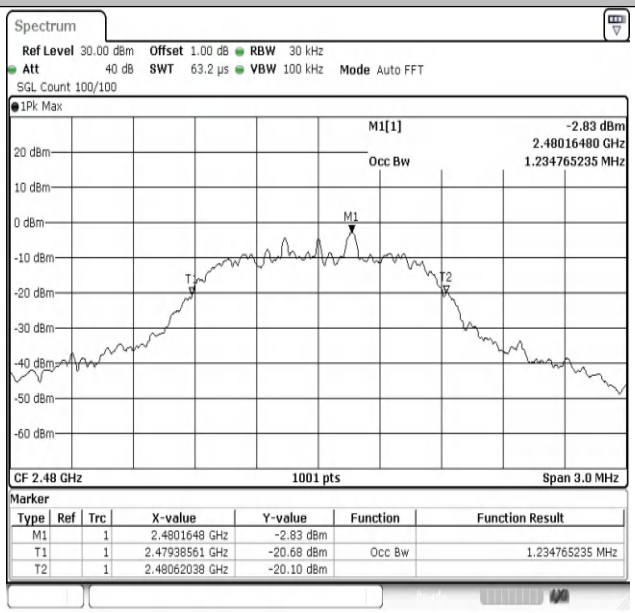

2DH5-Ant1-2480

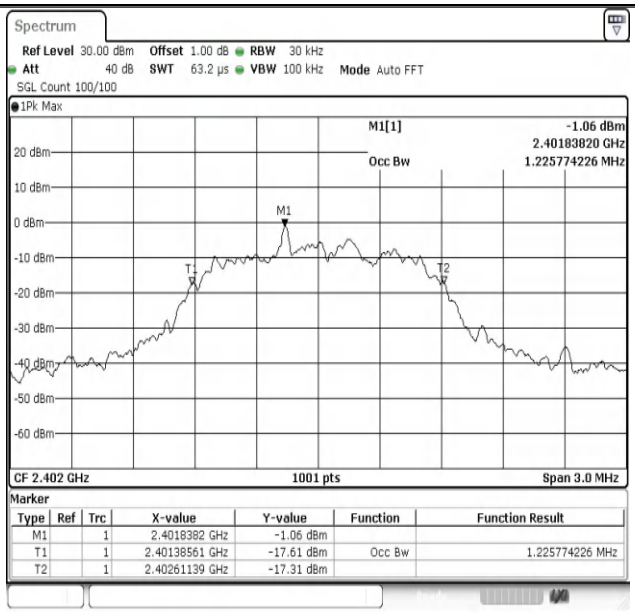

3DH5-Ant1-2402

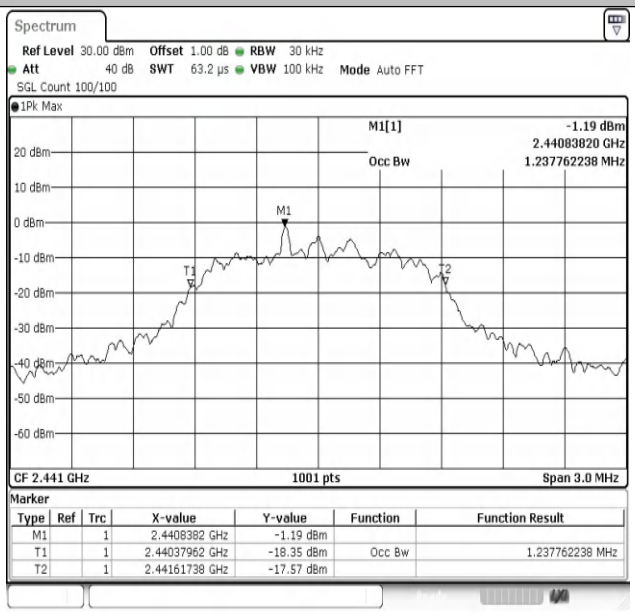

3DH5-Ant1-2441

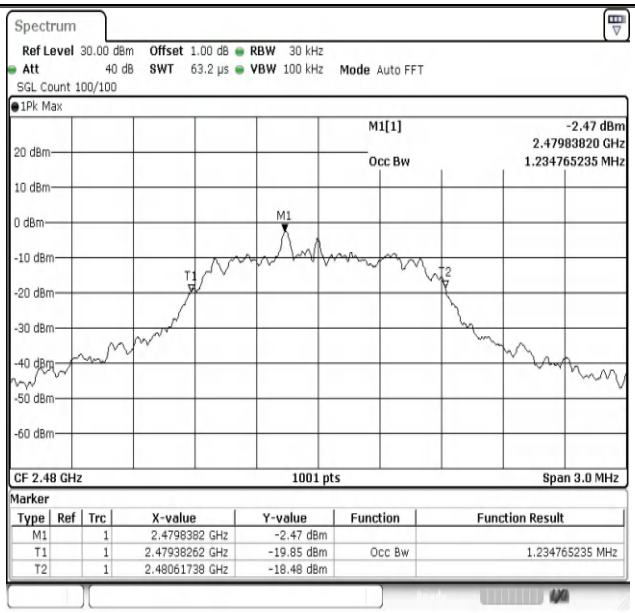

3DH5-Ant1-2480

Appendix C: Maximum Conducted Output Power

Test Result Peak

Test Mode	Antenna	Frequency[MHz]	Conducted Peak Power[dBm]	Conducted Limit[dBm]	Verdict
DH5	Ant1	2402	1.44	≤20.97	PASS
DH5	Ant1	2441	1.14	≤20.97	PASS
DH5	Ant1	2480	0.40	≤20.97	PASS
2DH5	Ant1	2402	1.72	≤20.97	PASS
2DH5	Ant1	2441	1.70	≤20.97	PASS
2DH5	Ant1	2480	0.75	≤20.97	PASS
3DH5	Ant1	2402	**2.10**	≤20.97	PASS
3DH5	Ant1	2441	1.84	≤20.97	PASS
3DH5	Ant1	2480	0.84	≤20.97	PASS

Test Graphs

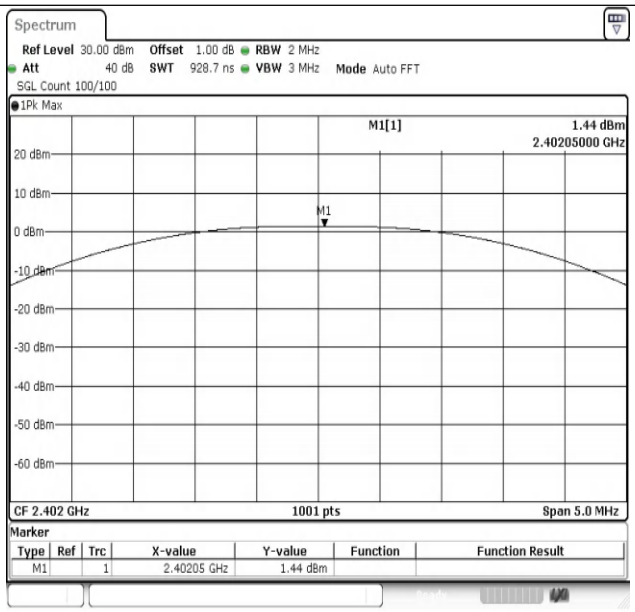

DH5-Ant1-2402-PASS

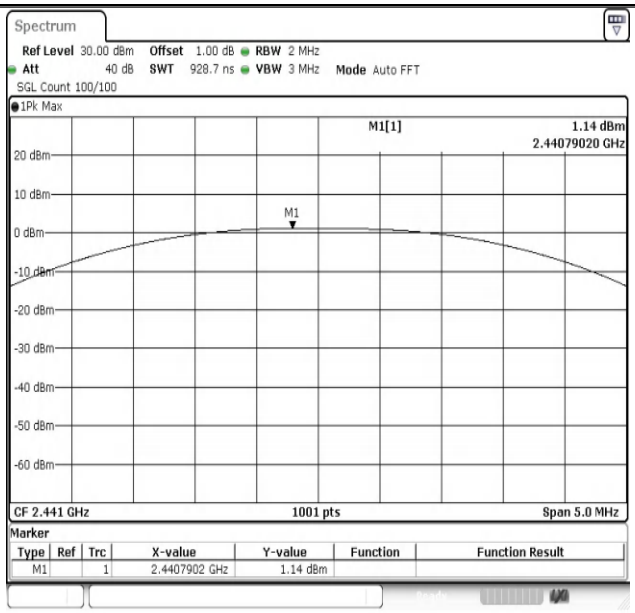

DH5-Ant1-2441-PASS

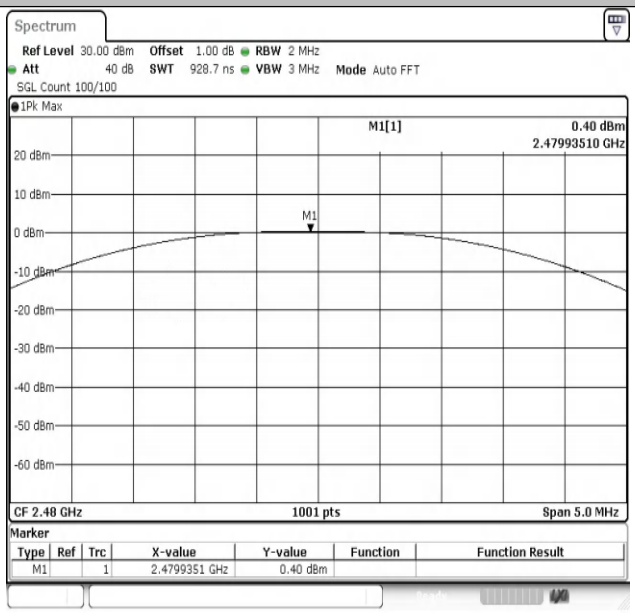

DH5-Ant1-2480-PASS

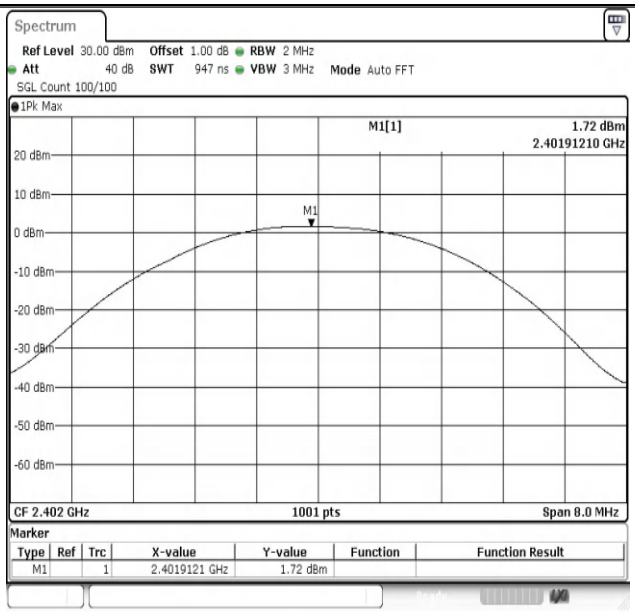

2DH5-Ant1-2402-PASS

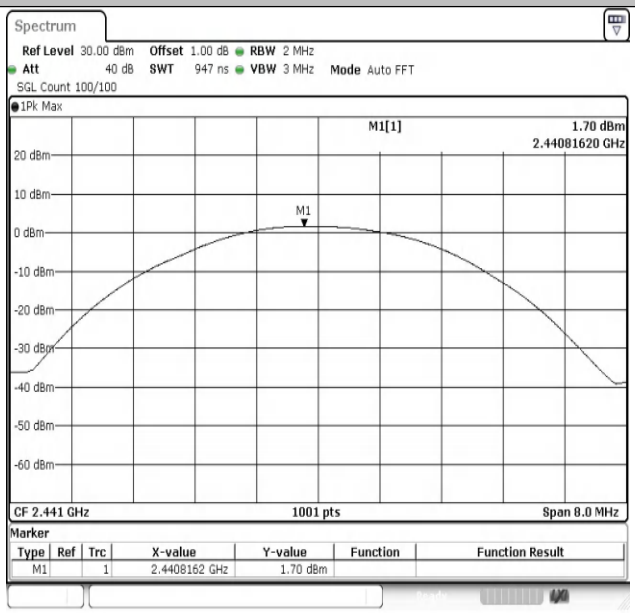

2DH5-Ant1-2441-PASS

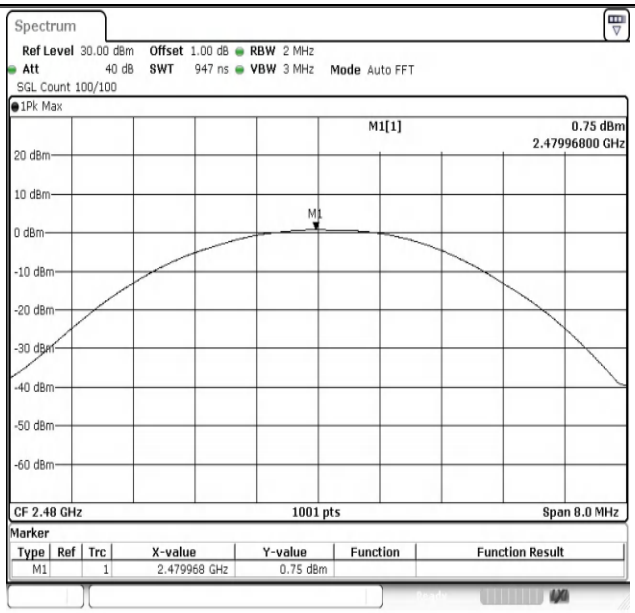

2DH5-Ant1-2480-PASS

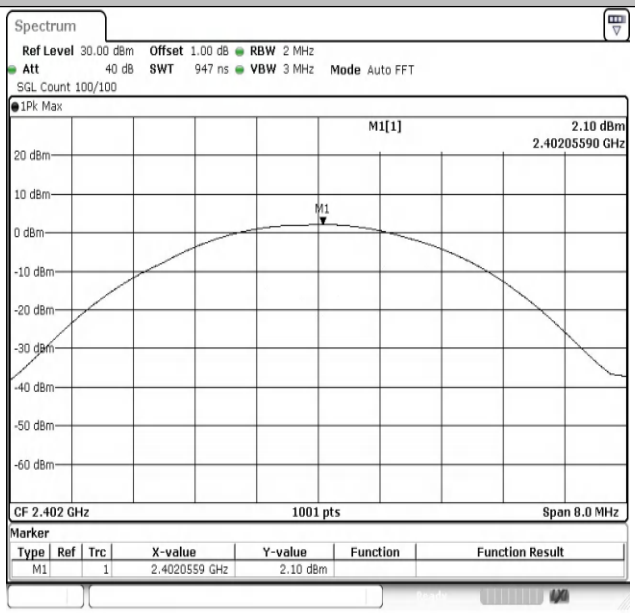

3DH5-Ant1-2402-PASS

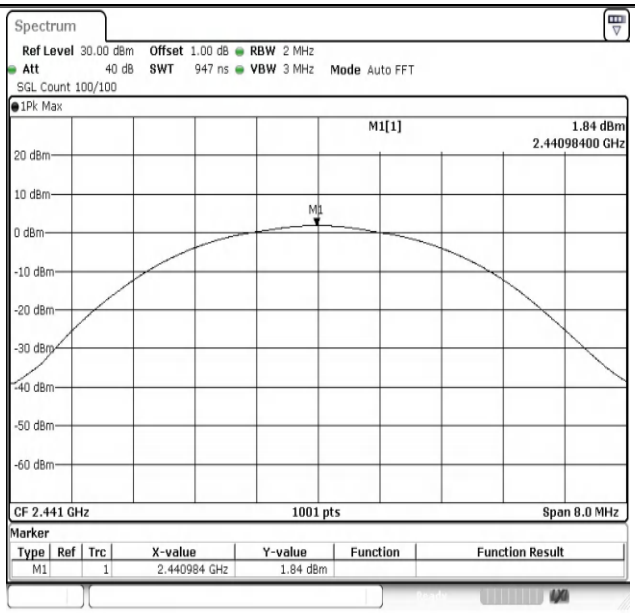

3DH5-Ant1-2441-PASS

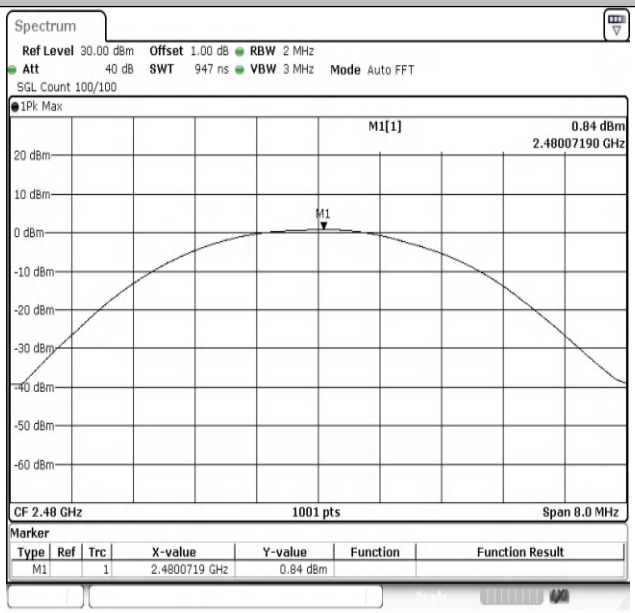

3DH5-Ant1-2480-PASS

Appendix D: Carrier frequency separation

Test Result

Test Mode	Antenna	Frequency [MHz]	Result [MHz]	Limit[MHz]	Verdict
DH5	Ant1	Hop	1.001	≥0.720	PASS
2DH5	Ant1	Hop	1.001	≥0.900	PASS
3DH5	Ant1	Hop	1.004	≥0.933	PASS

Test Graphs

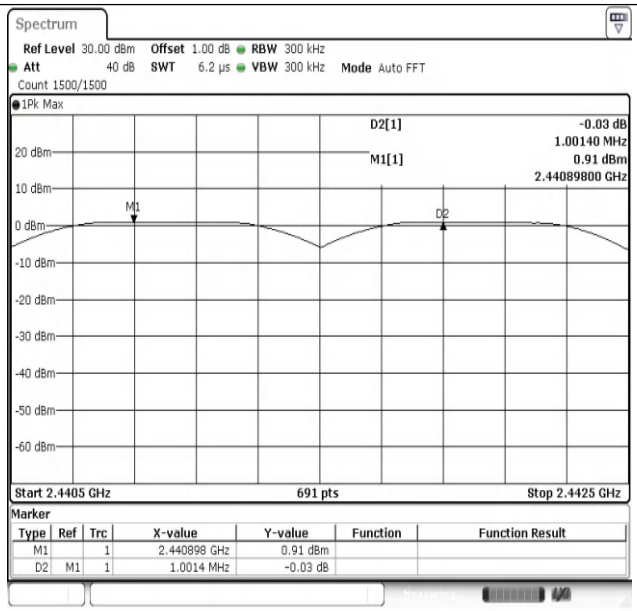

DH5-Ant1-Hop-PASS

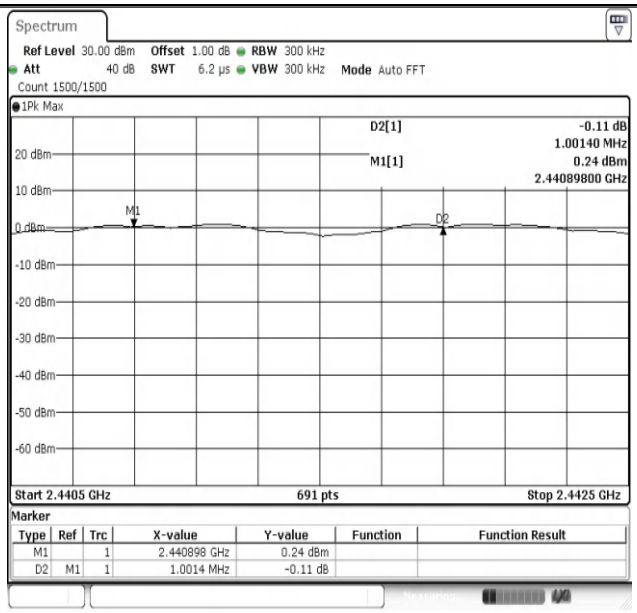

2DH5-Ant1-Hop-PASS

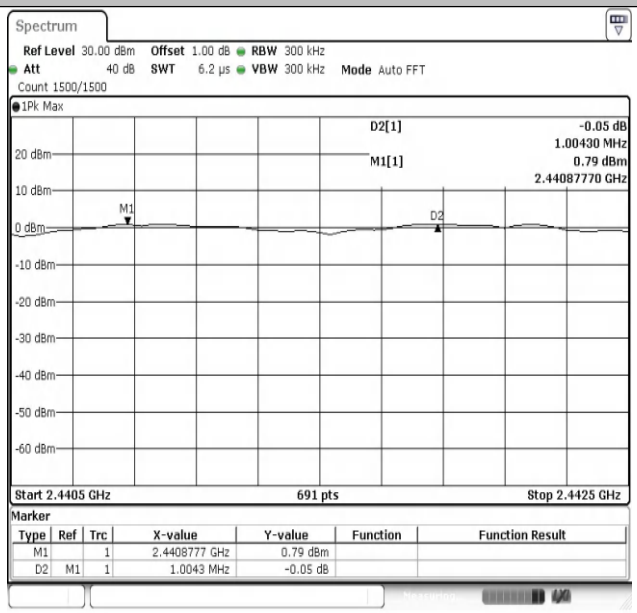

3DH5-Ant1-Hop-PASS

Appendix E: Dwell Time

Test Result

Test Mode	Antenna	Frequency [MHz]	Burst Width [ms]	Total Hops [Num]	Result [s]	Limit [s]	Verdict
DH5	Ant1	Hop	2.879	110	0.317	≤0.4	PASS
2DH5	Ant1	Hop	2.884	128	0.369	≤0.4	PASS
3DH5	Ant1	Hop	2.885	100	0.289	≤0.4	PASS

Test Graphs

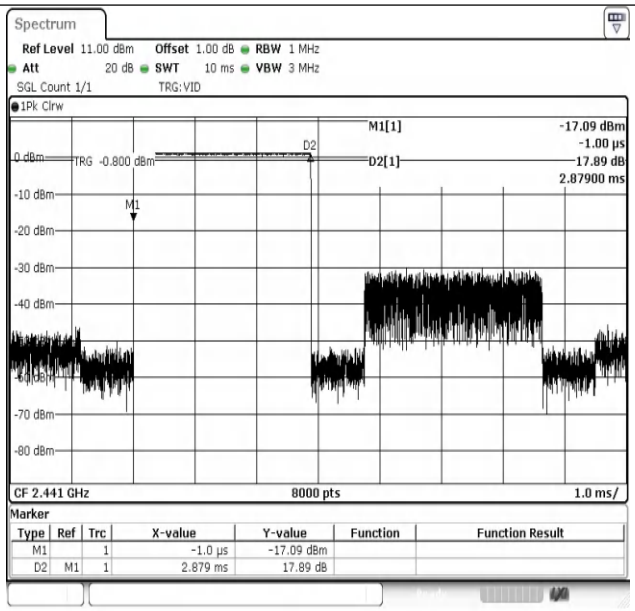

DH5-Ant1-Hop-PASS

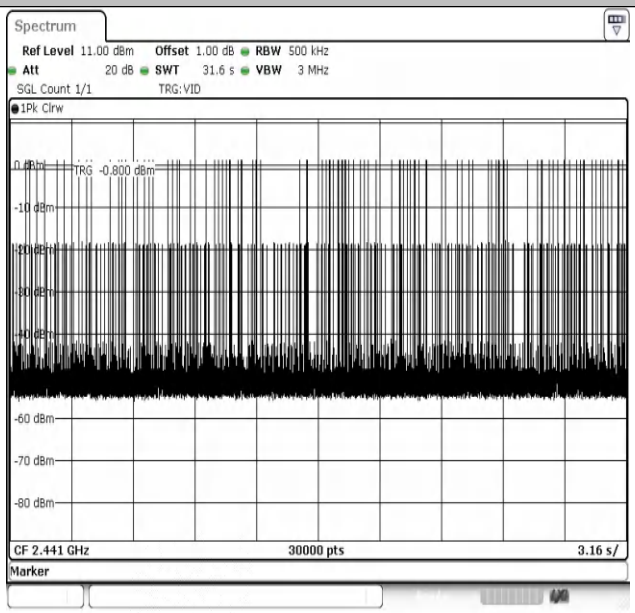

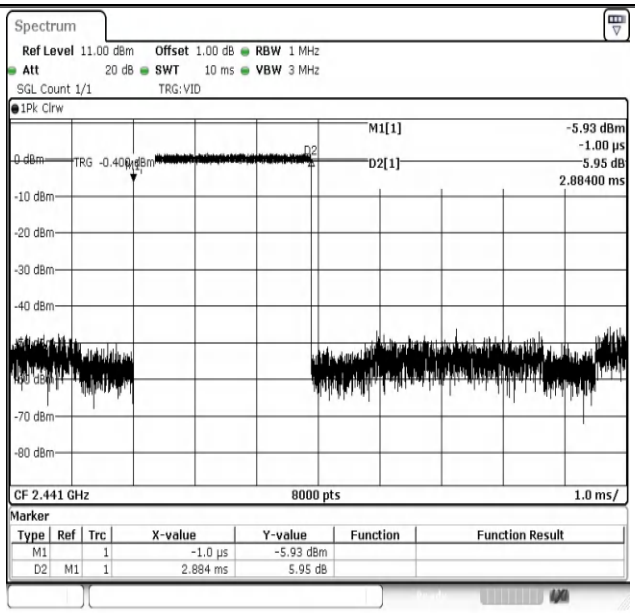

2DH5-Ant1-Hop-PASS

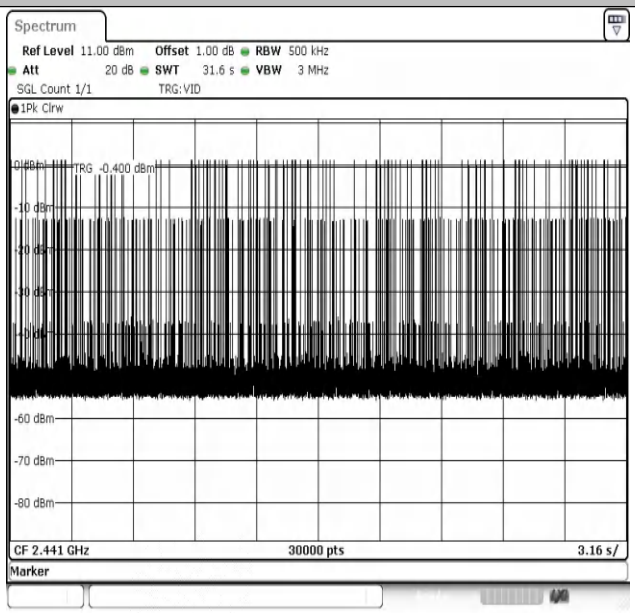

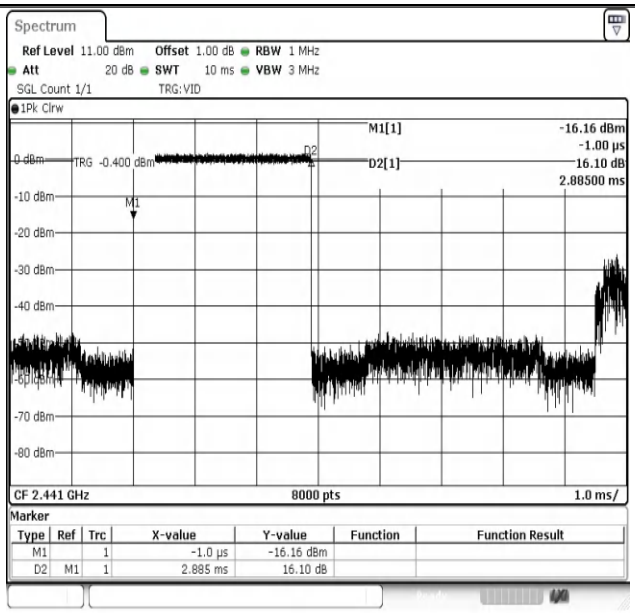

3DH5-Ant1-Hop-PASS

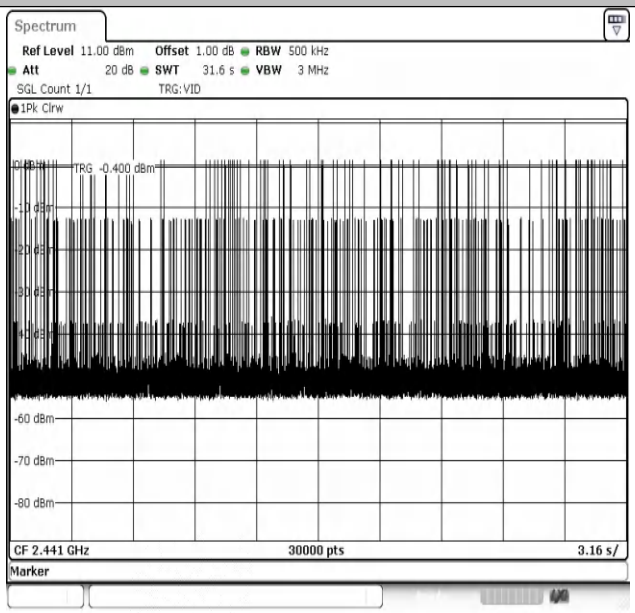

Appendix F: Number of Hopping Channel

Test Result

Test Mode	Antenna	Frequency [MHz]	Result [Num]	Limit [Num]	Verdict
DH5	Ant1	Hop	79	≥15	PASS
2DH5	Ant1	Hop	79	≥15	PASS
3DH5	Ant1	Hop	79	≥15	PASS

Test Graphs

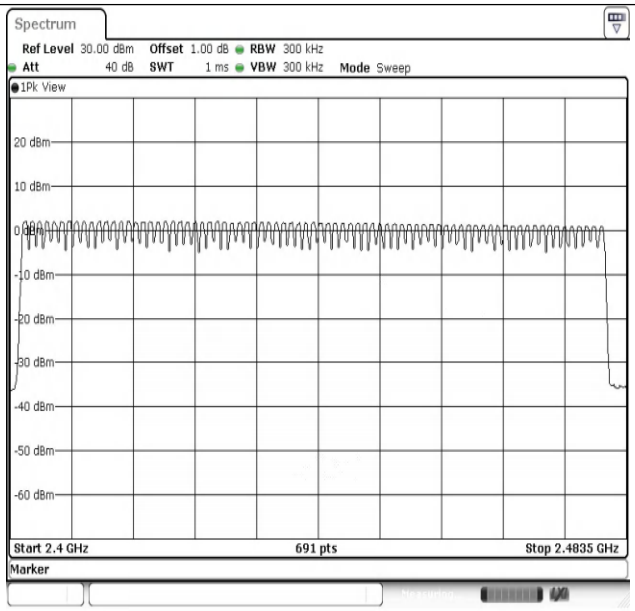

DH5-Ant1-Hop-PASS

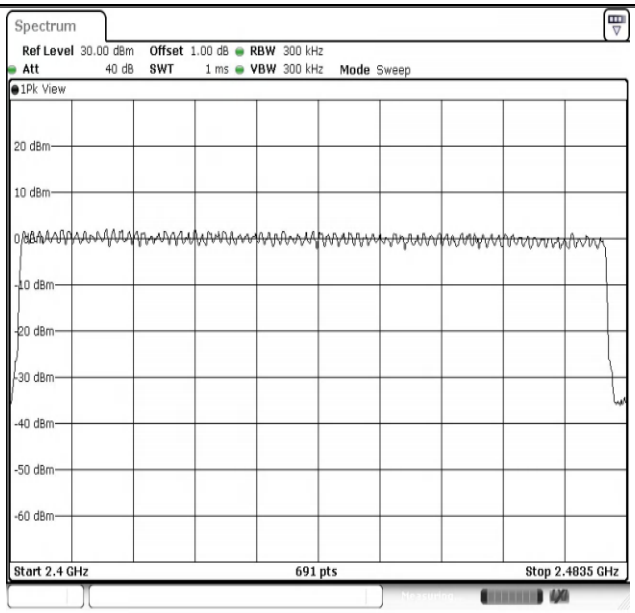

2DH5-Ant1-Hop-PASS

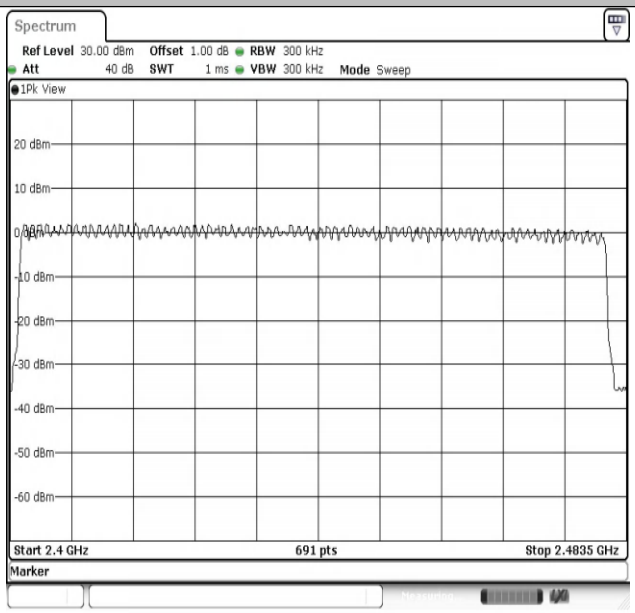

3DH5-Ant1-Hop-PASS

Appendix G: Conducted Band edge

Test Result

Test Mode	Antenna	Ch. Name	Frequency [MHz]	Ref. Level [dBm]	Result [dBm]	Limit [dBm]	Verdict
DH5	Ant1	Low	2402	0.96	-49.65	≤-19.04	PASS
DH5	Ant1	High	2480	-0.27	-49.5	≤-20.27	PASS
DH5	Ant1	Low	Hop_2402	-1.33	-51.12	≤-21.33	PASS
DH5	Ant1	High	Hop_2480	-0.02	-50.16	≤-20.02	PASS
2DH5	Ant1	Low	2402	1.14	-50.48	≤-18.86	PASS
2DH5	Ant1	High	2480	-0.20	-51.13	≤-20.2	PASS
2DH5	Ant1	Low	Hop_2402	-1.15	-50.44	≤-21.15	PASS
2DH5	Ant1	High	Hop_2480	0.09	-51.34	≤-19.91	PASS
3DH5	Ant1	Low	2402	1.20	-50.32	≤-18.8	PASS
3DH5	Ant1	High	2480	-0.42	-52.05	≤-20.42	PASS
3DH5	Ant1	Low	Hop_2402	-3.99	-49.3	≤-23.99	PASS
3DH5	Ant1	High	Hop_2480	-2.10	-52.08	≤-22.1	PASS

Remark:1. Regarding the spurious emissions from 30MHz to 26.5GHz, the cable lose have been set in the 'offset' of the Spectrum Analyzer during the test.

Test Graphs

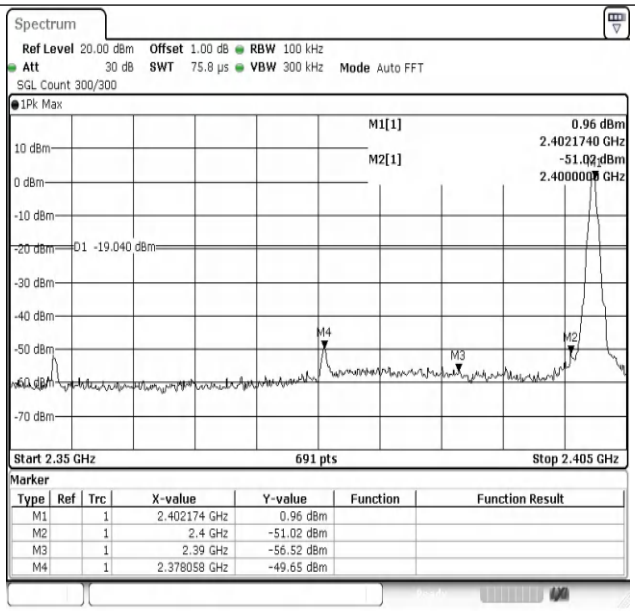

DH5-Ant1-2402-PASS

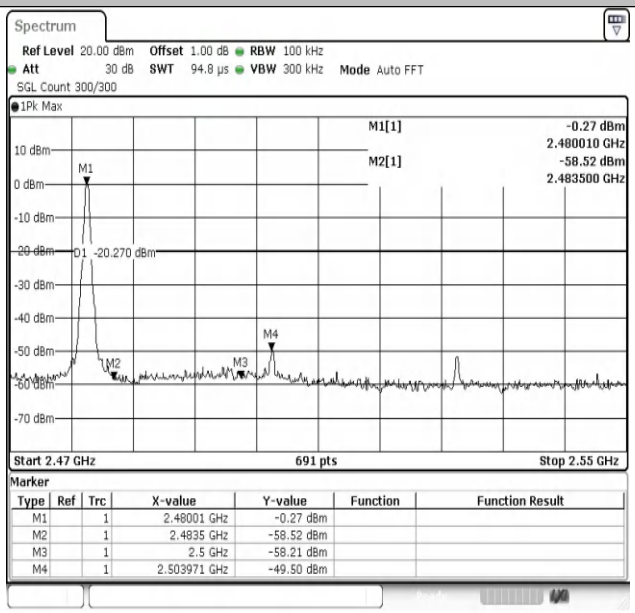

DH5-Ant1-2480-PASS

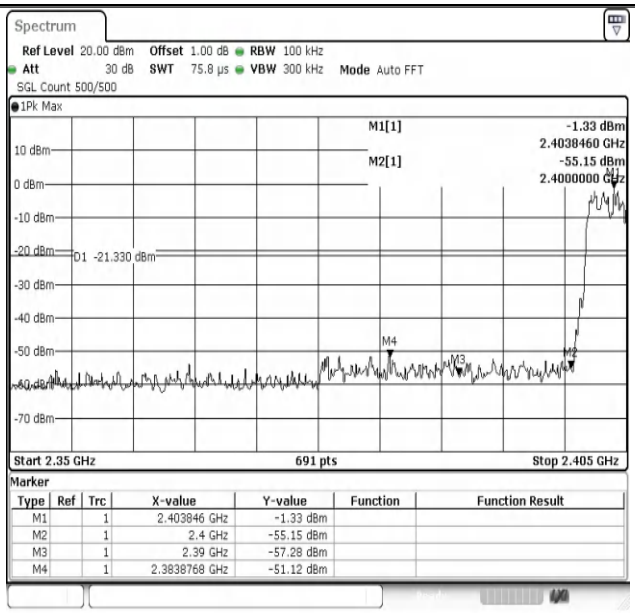

DH5-Ant1-Hop_2402-PASS

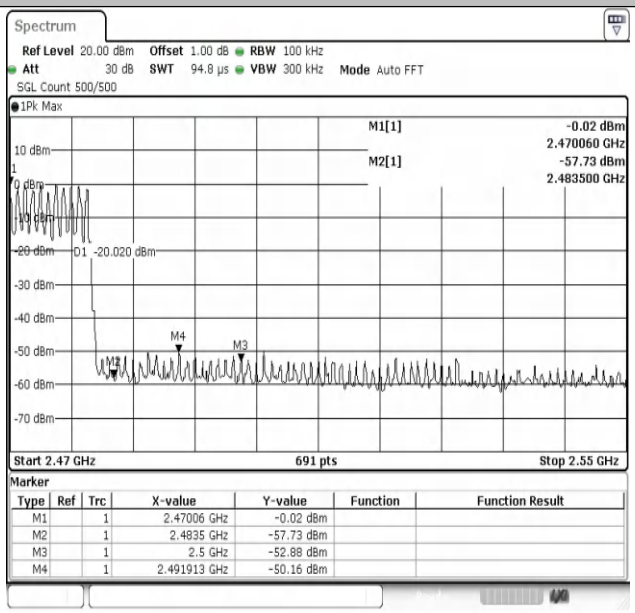

DH5-Ant1-Hop_2480-PASS

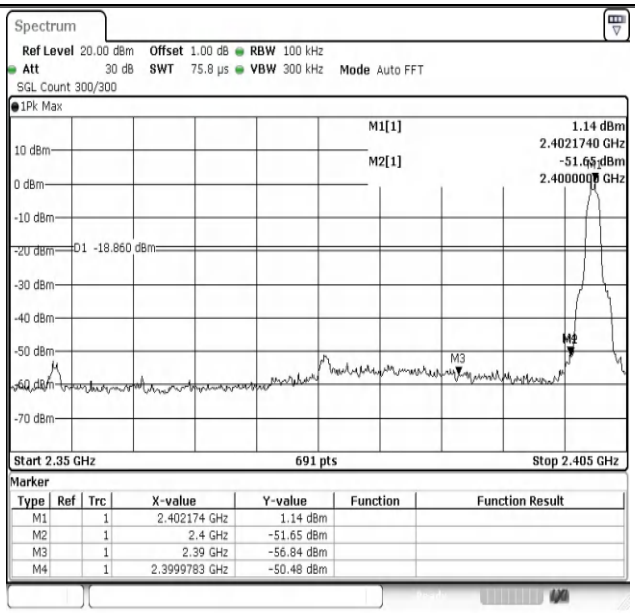

2DH5-Ant1-2402-PASS

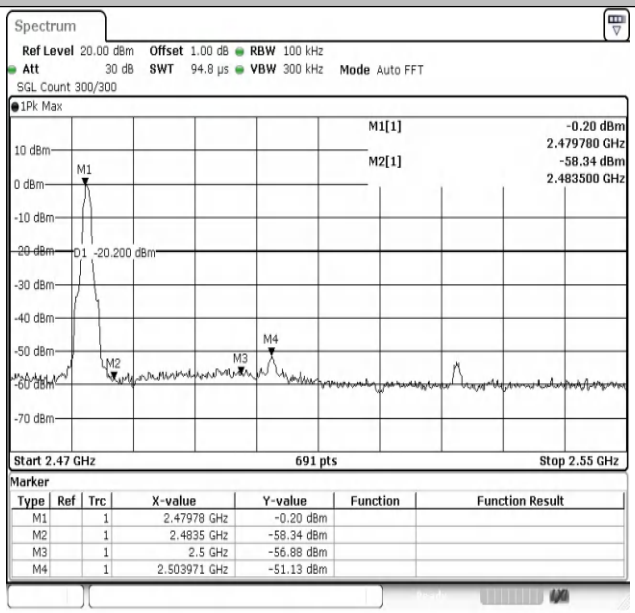

2DH5-Ant1-2480-PASS

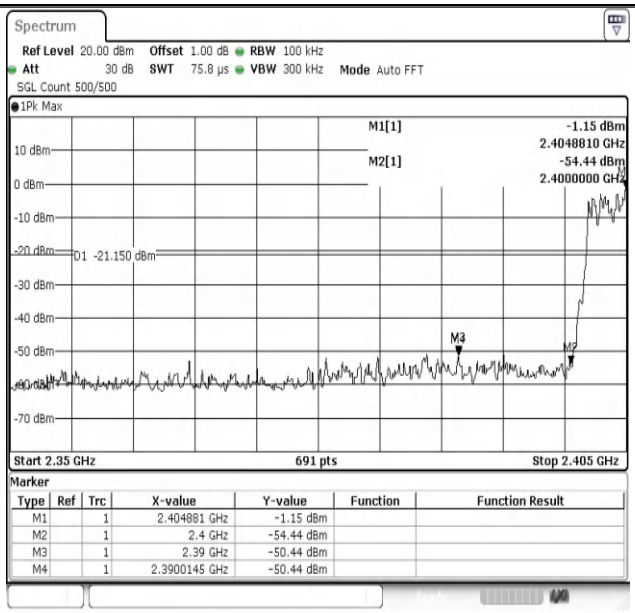

2DH5-Ant1-Hop_2402-PASS

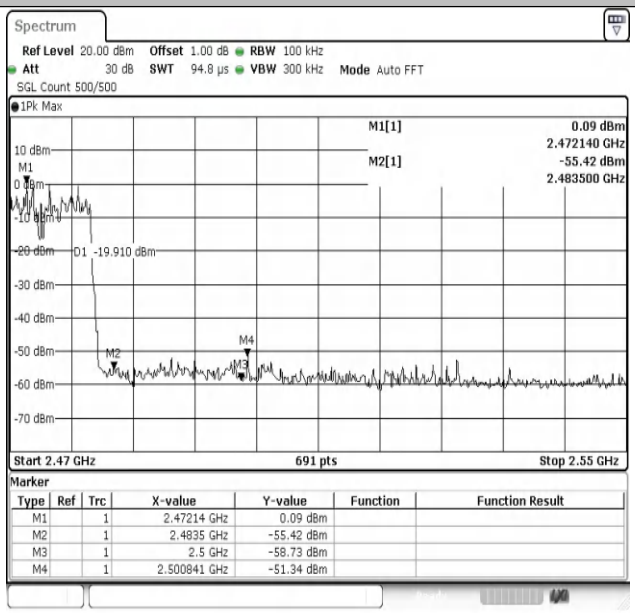

2DH5-Ant1-Hop_2480-PASS

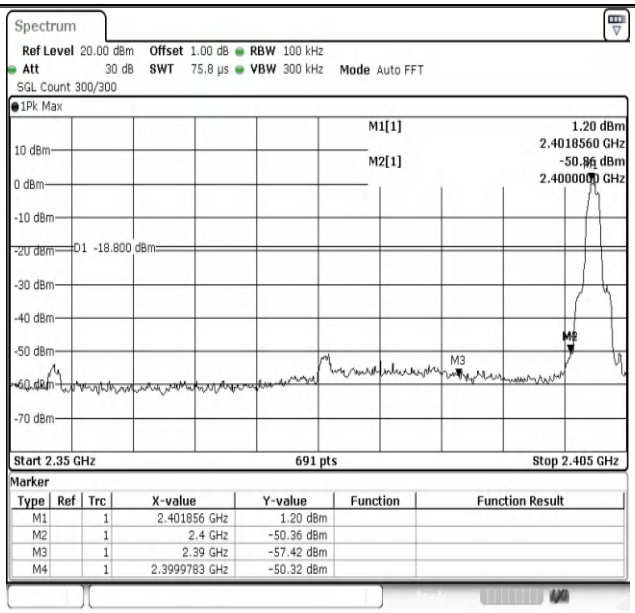

3DH5-Ant1-2402-PASS

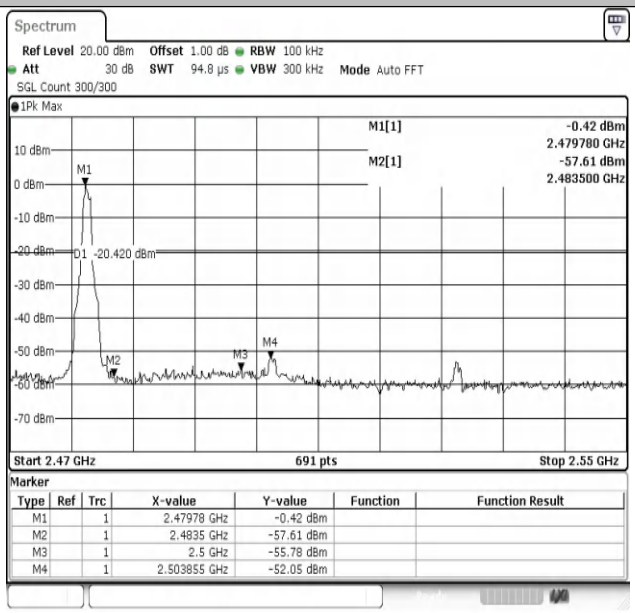

3DH5-Ant1-2480-PASS

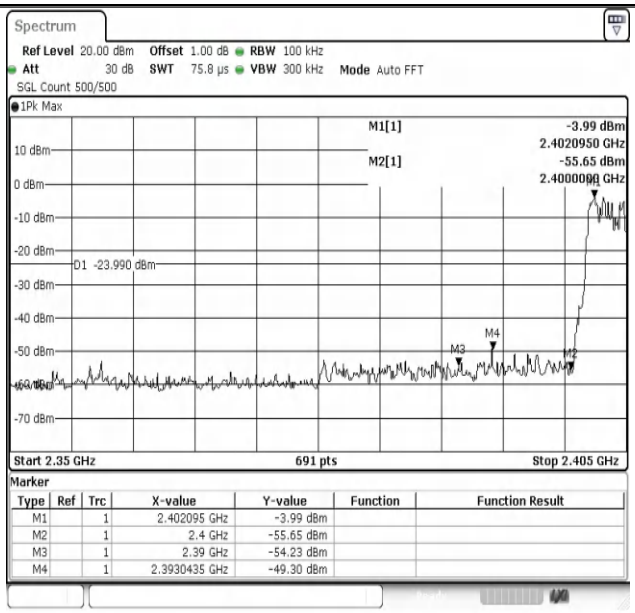

3DH5-Ant1-Hop_2402-PASS

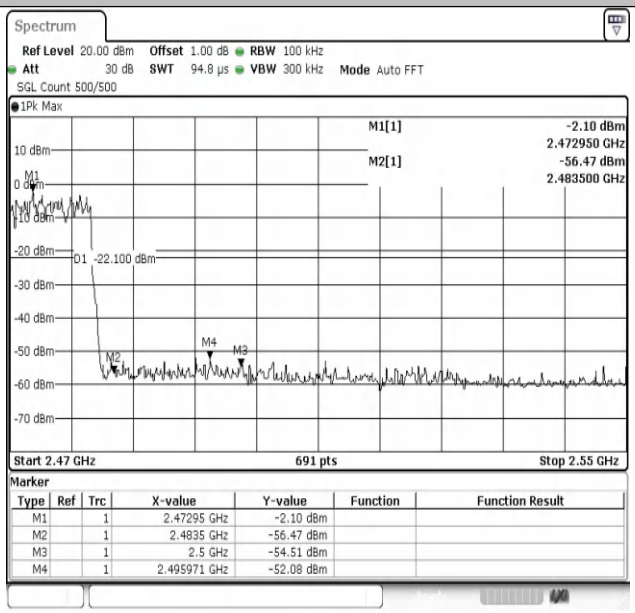

3DH5-Ant1-Hop_2480-PASS

Appendix H: Conducted Spurious Emission

Test Result

Test Mode	Antenna	Frequency[MHz]	Freq. Range [MHz]	Ref. Level [dBm]	Result [dBm]	Limit [dBm]	Verdict
DH5	Ant1	2402	0~Reference	1.14	1.14	---	PASS
DH5	Ant1	2402	30~1000	1.14	-63.96	≤-18.86	PASS
DH5	Ant1	2402	1000~26500	1.14	-38.69	≤-18.86	PASS
DH5	Ant1	2441	0~Reference	0.63	0.63	---	PASS
DH5	Ant1	2441	30~1000	0.63	-56.75	≤-19.37	PASS
DH5	Ant1	2441	1000~26500	0.63	-39.35	≤-19.37	PASS
DH5	Ant1	2480	0~Reference	-0.41	-0.41	---	PASS
DH5	Ant1	2480	30~1000	-0.41	-63.57	≤-20.41	PASS
DH5	Ant1	2480	1000~26500	-0.41	-38.31	≤-20.41	PASS
2DH5	Ant1	2402	0~Reference	0.37	0.37	---	PASS
2DH5	Ant1	2402	30~1000	0.37	-63.71	≤-19.63	PASS
2DH5	Ant1	2402	1000~26500	0.37	-42.6	≤-19.63	PASS
2DH5	Ant1	2441	0~Reference	0.61	0.61	---	PASS
2DH5	Ant1	2441	30~1000	0.61	-63.21	≤-19.39	PASS
2DH5	Ant1	2441	1000~26500	0.61	-41.59	≤-19.39	PASS
2DH5	Ant1	2480	0~Reference	-0.21	-0.21	---	PASS
2DH5	Ant1	2480	30~1000	-0.21	-62.47	≤-20.21	PASS
2DH5	Ant1	2480	1000~26500	-0.21	-39.09	≤-20.21	PASS
3DH5	Ant1	2402	0~Reference	1.13	1.13	---	PASS
3DH5	Ant1	2402	30~1000	1.13	-61.76	≤-18.87	PASS
3DH5	Ant1	2402	1000~26500	1.13	-40.06	≤-18.87	PASS
3DH5	Ant1	2441	0~Reference	0.23	0.23	---	PASS
3DH5	Ant1	2441	30~1000	0.23	-57.19	≤-19.77	PASS
3DH5	Ant1	2441	1000~26500	0.23	-40.71	≤-19.77	PASS
3DH5	Ant1	2480	0~Reference	-1.07	-1.07	---	PASS
3DH5	Ant1	2480	30~1000	-1.07	-60.47	≤-21.07	PASS
3DH5	Ant1	2480	1000~26500	-1.07	-38.63	≤-21.07	PASS

Remark:Regarding the spurious emissions from 30MHz to 26.5GHz, the cable lose and attenuator factors have been set in the 'TDF' of the Spectrum Analyzer during the test.

Test Graphs

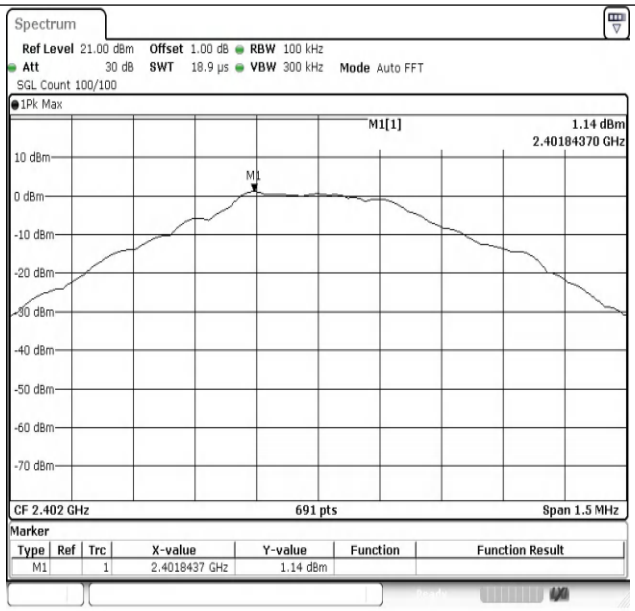

DH5-Ant1-2402-0~Reference-PASS

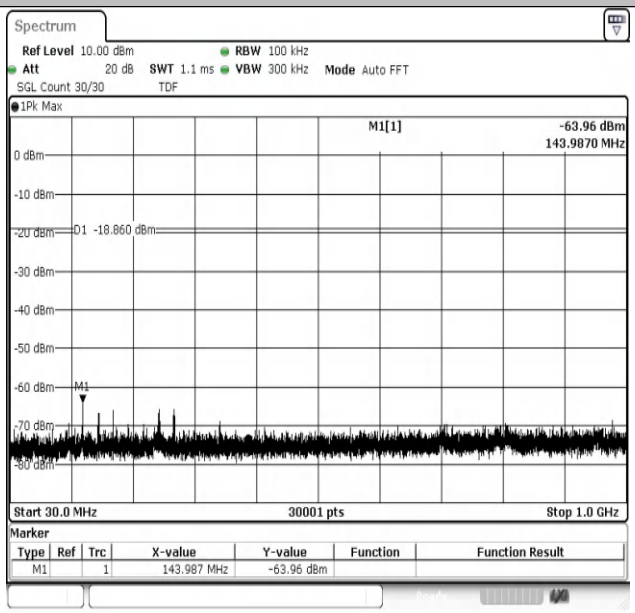

DH5-Ant1-2402-30~1000-PASS

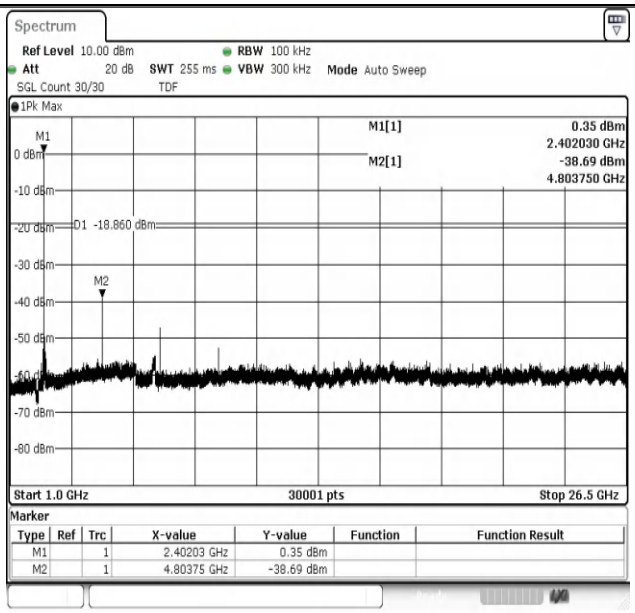

DH5-Ant1-2402-1000~26500-PASS

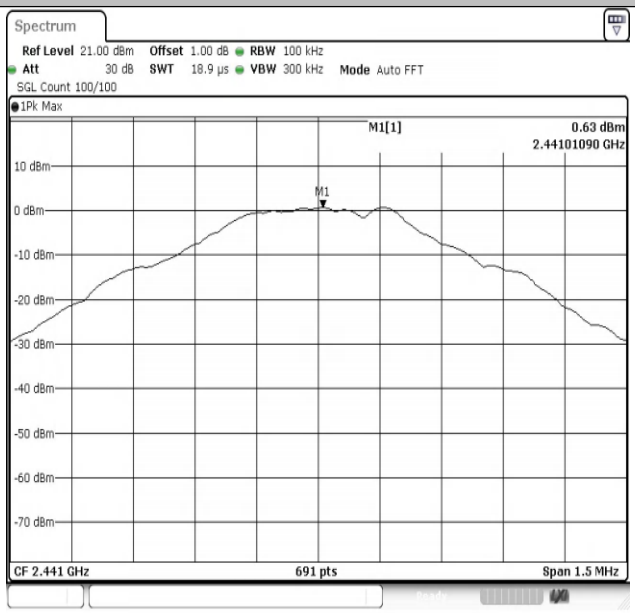

DH5-Ant1-2441-0~Reference-PASS

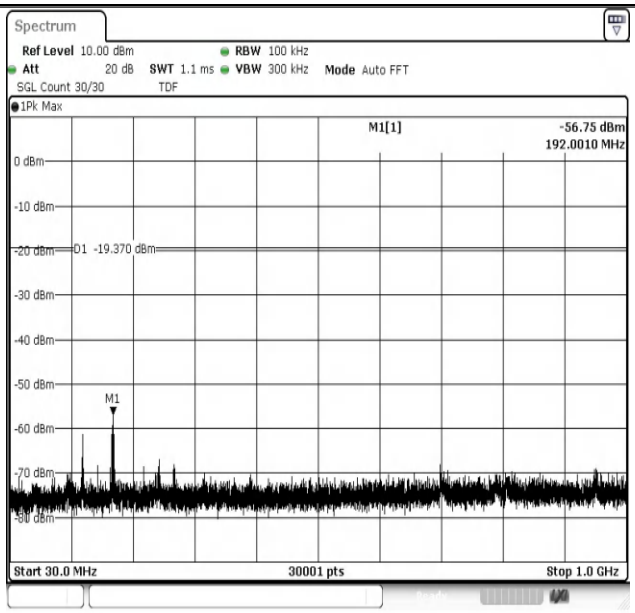

DH5-Ant1-2441-30~1000-PASS

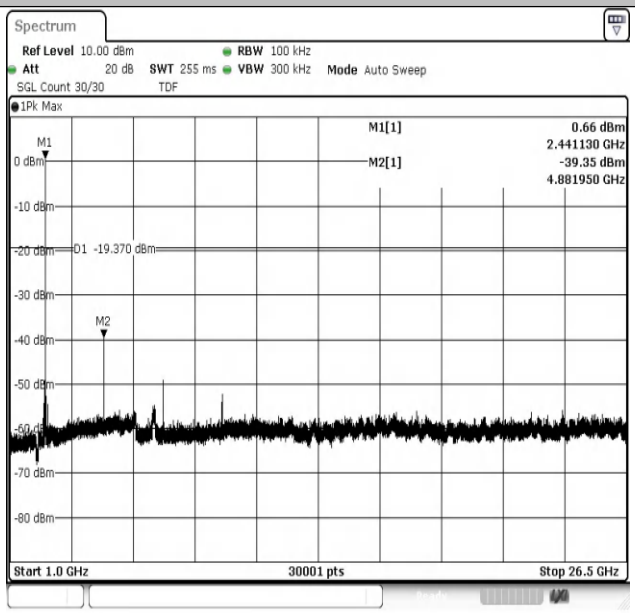

DH5-Ant1-2441-1000~26500-PASS

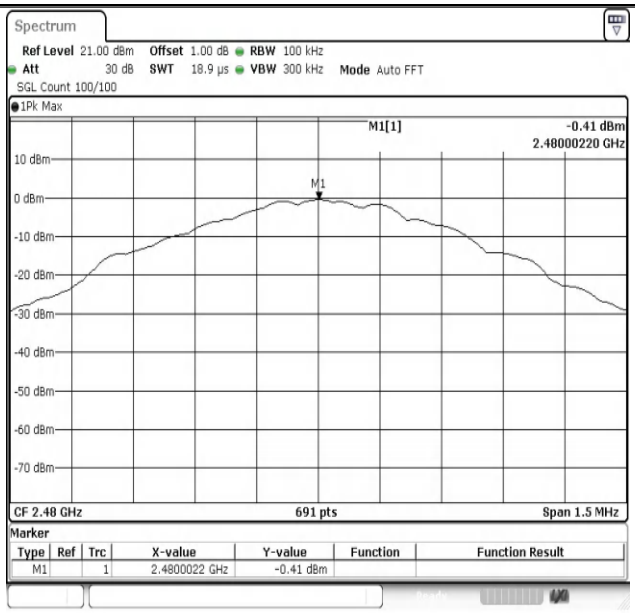

DH5-Ant1-2480-0~Reference-PASS

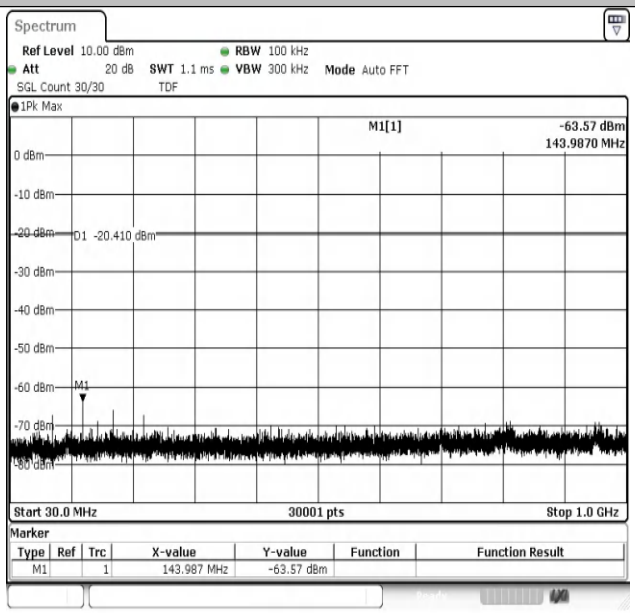

DH5-Ant1-2480-30~1000-PASS

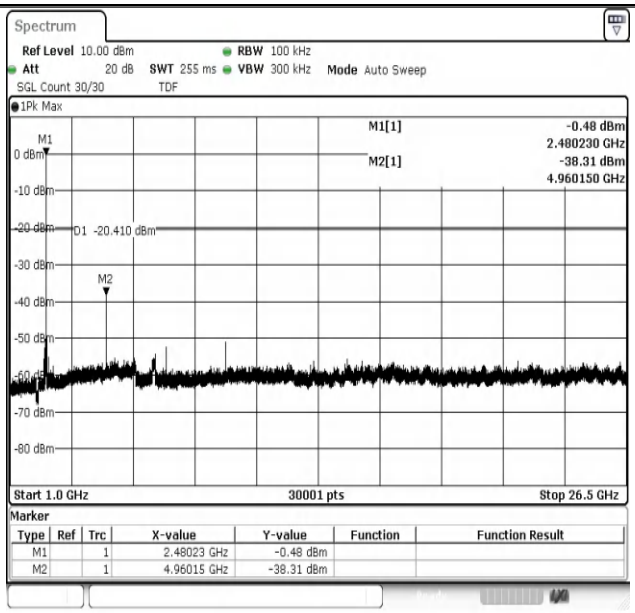

DH5-Ant1-2480-1000~26500-PASS

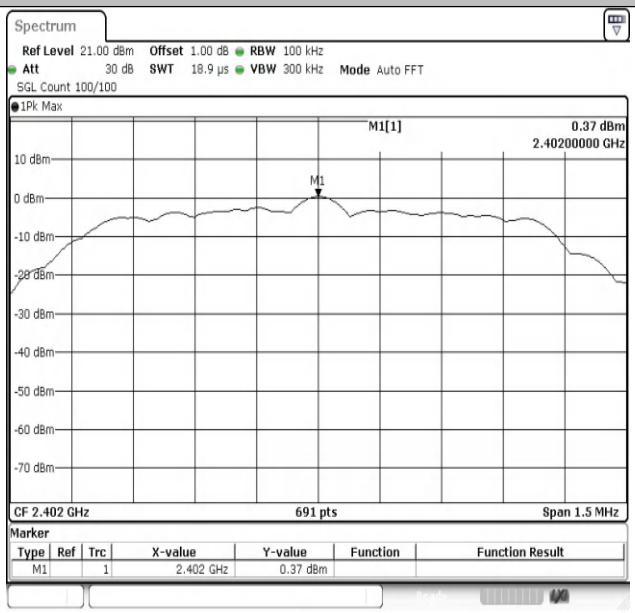

2DH5-Ant1-2402-0~Reference-PASS

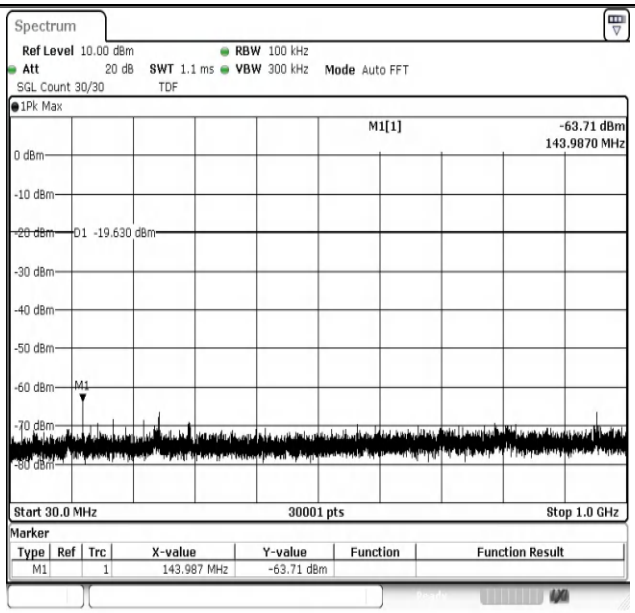

2DH5-Ant1-2402-30~1000-PASS

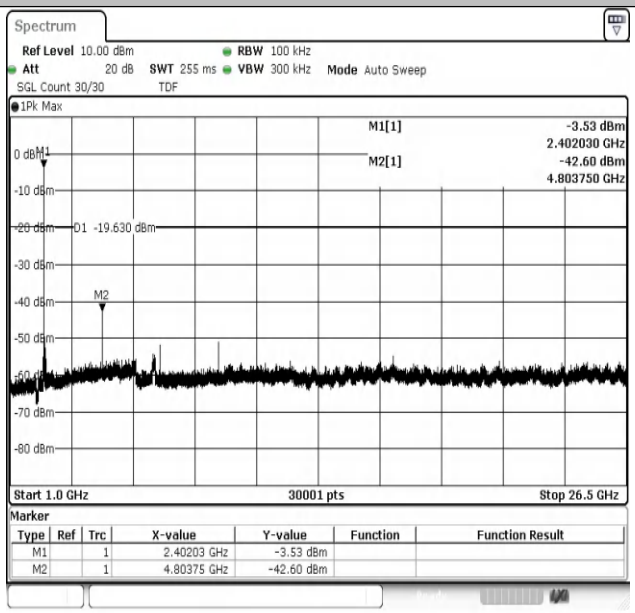

2DH5-Ant1-2402-1000~26500-PASS

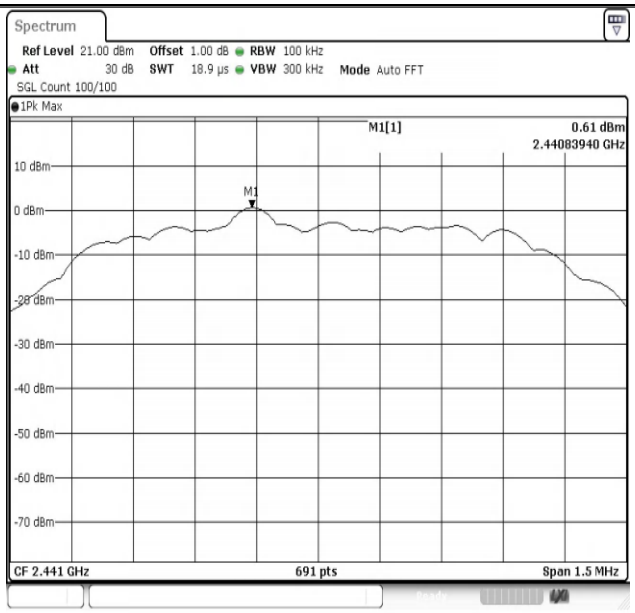

2DH5-Ant1-2441-0~Reference-PASS

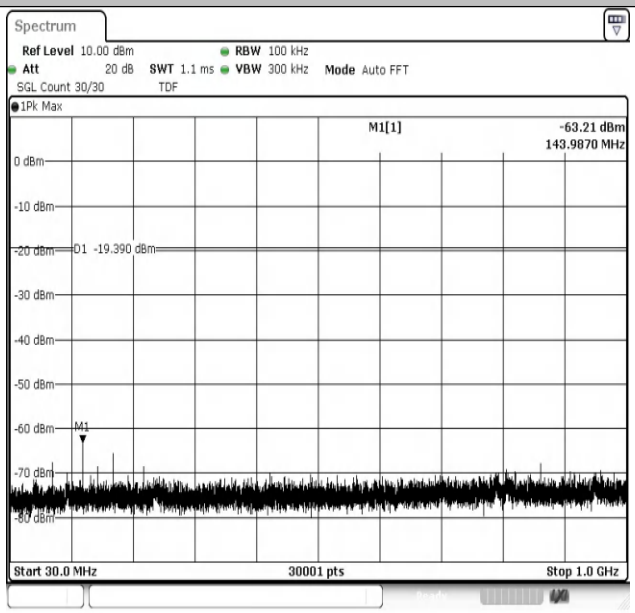

2DH5-Ant1-2441-30~1000-PASS

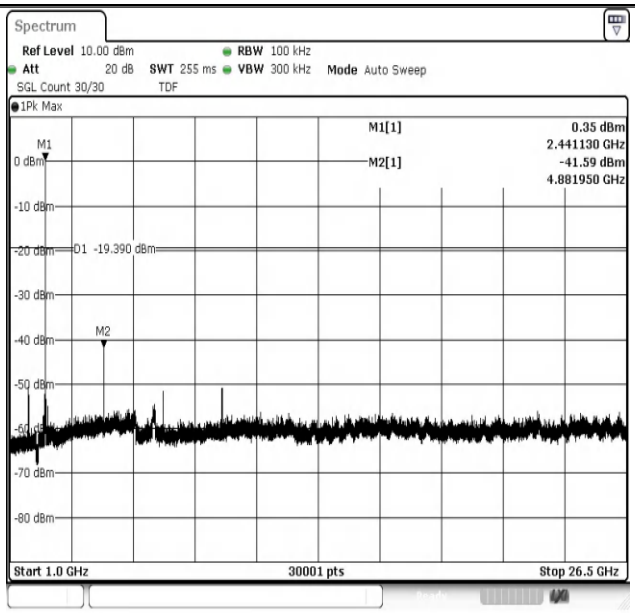

2DH5-Ant1-2441-1000~26500-PASS

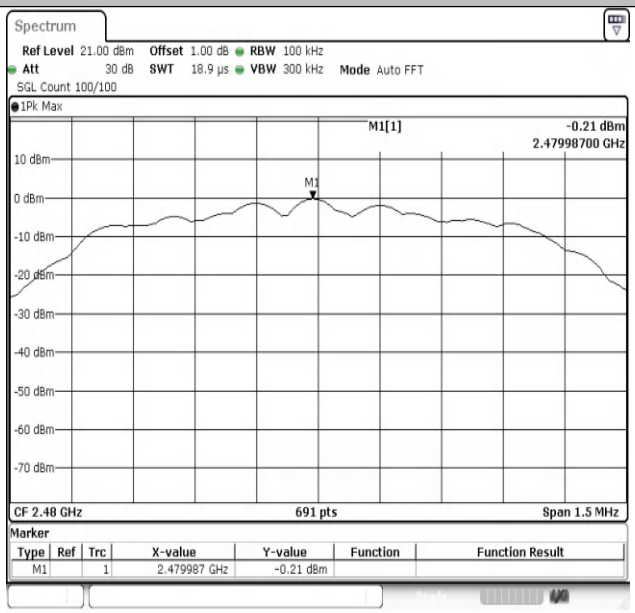

2DH5-Ant1-2480-0~Reference-PASS

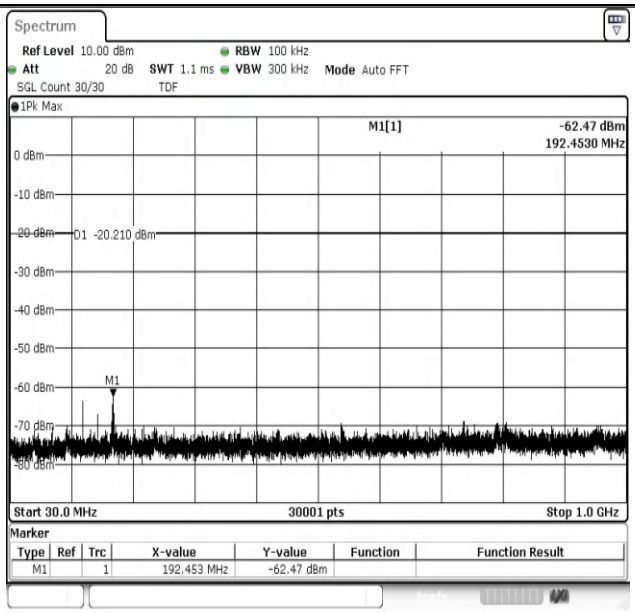

2DH5-Ant1-2480-30~1000-PASS

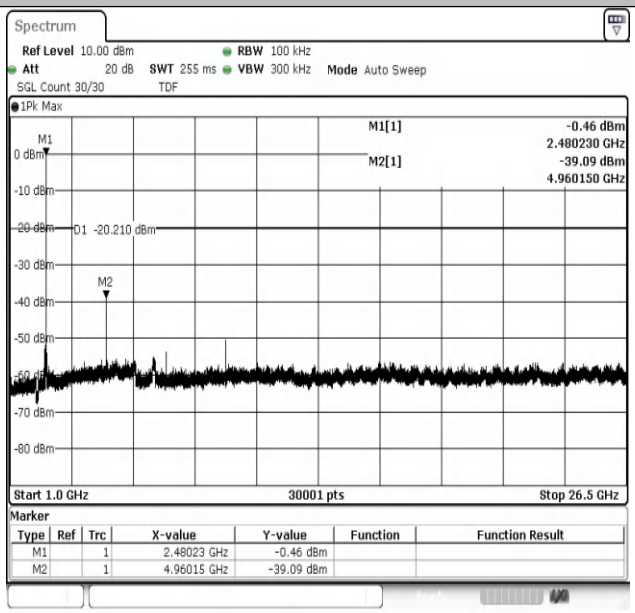

2DH5-Ant1-2480-1000~26500-PASS

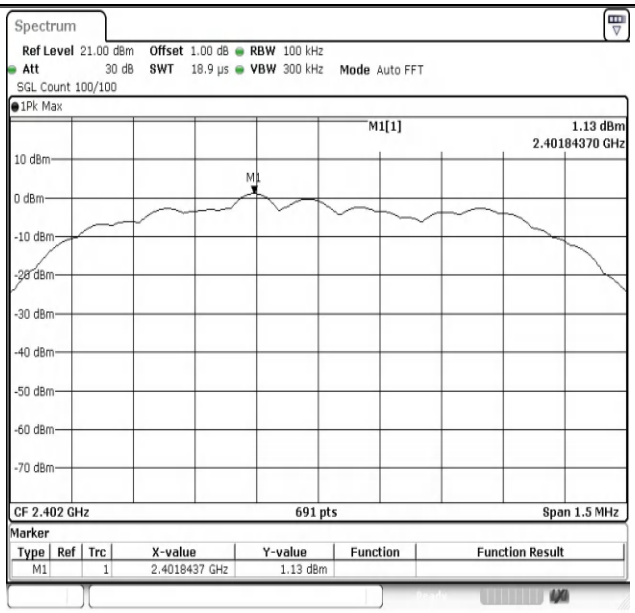

3DH5-Ant1-2402-0~Reference-PASS

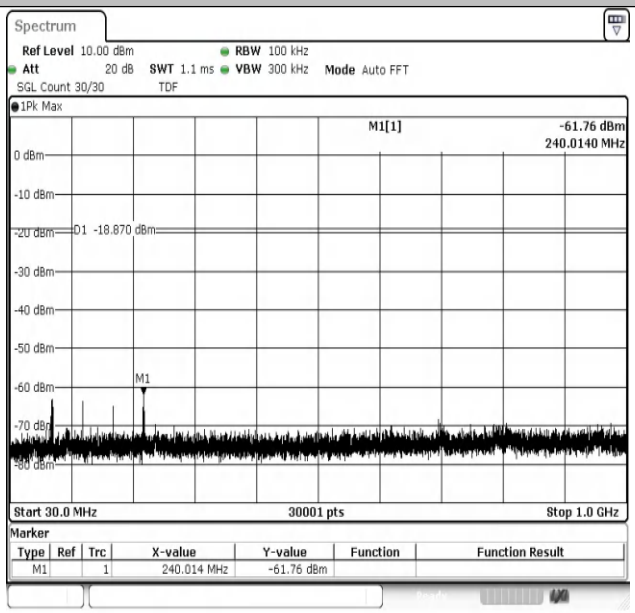

3DH5-Ant1-2402-30~1000-PASS

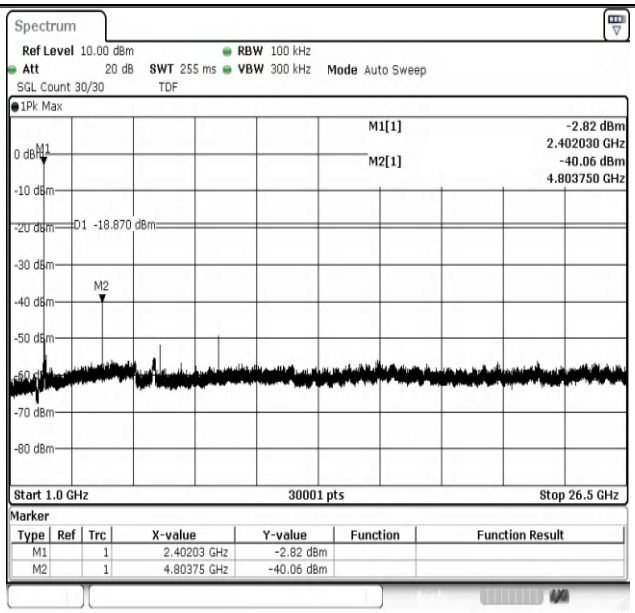

3DH5-Ant1-2402-1000~26500-PASS

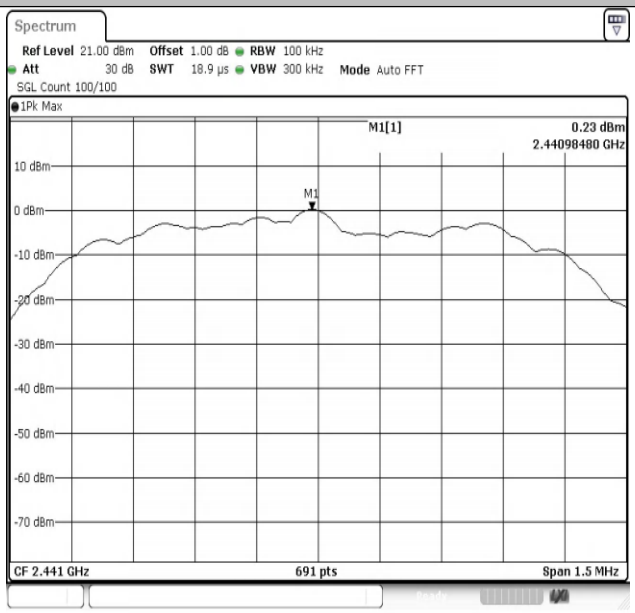

3DH5-Ant1-2441-0~Reference-PASS

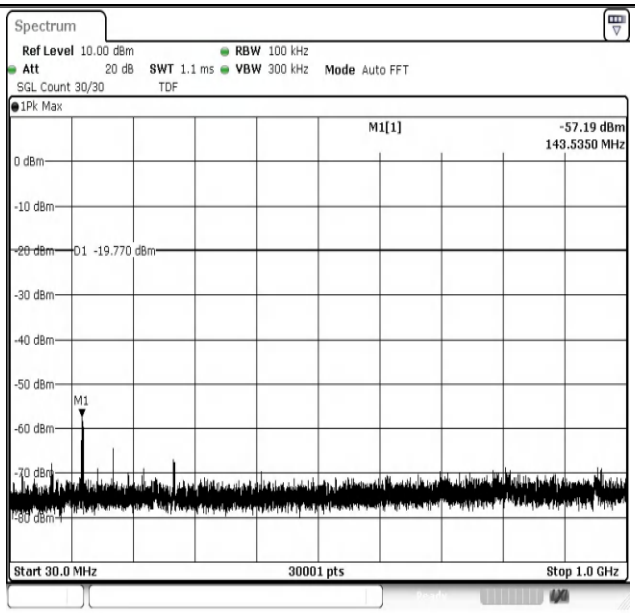

3DH5-Ant1-2441-30~1000-PASS

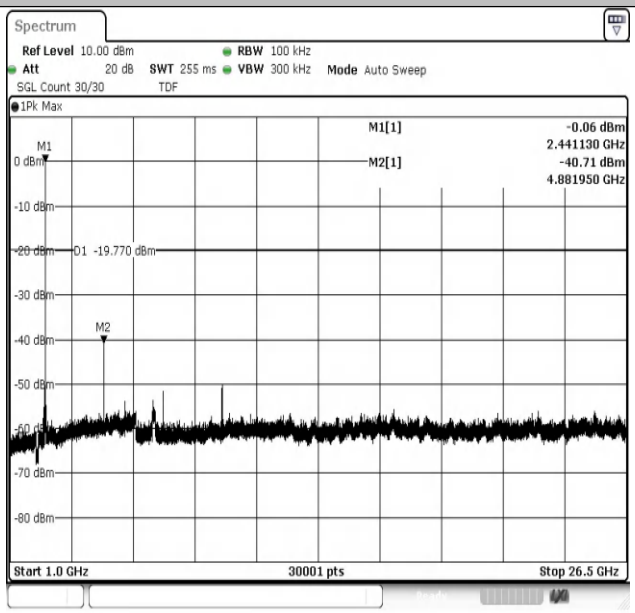

3DH5-Ant1-2441-1000~26500-PASS

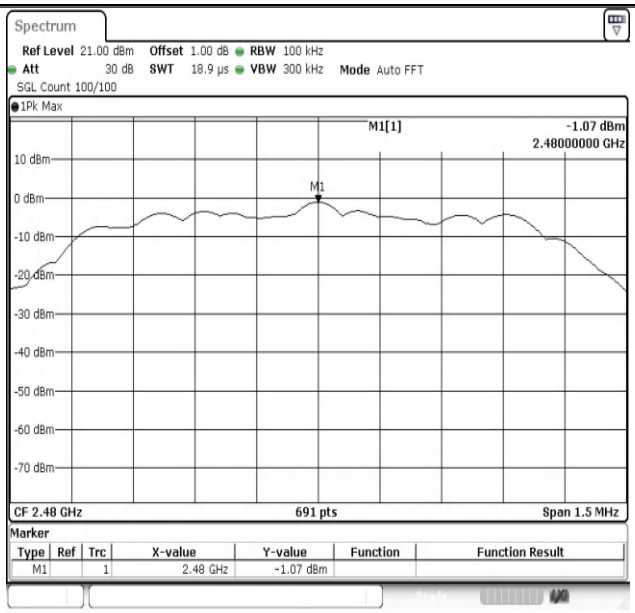

3DH5-Ant1-2480-0~Reference-PASS

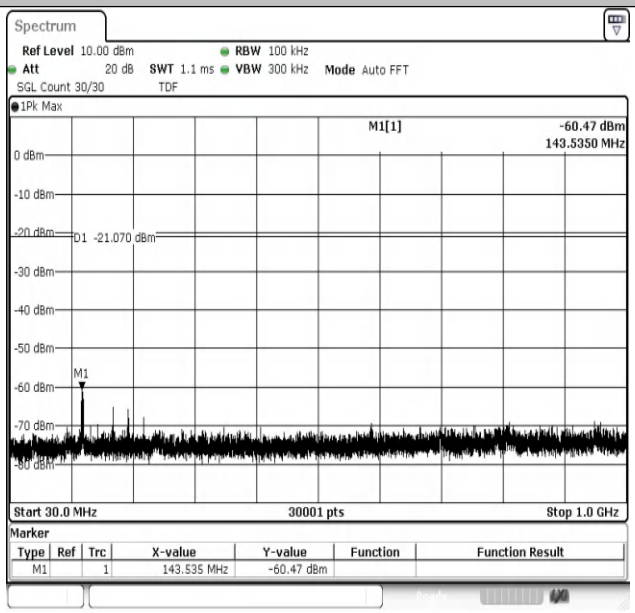

3DH5-Ant1-2480-30~1000-PASS

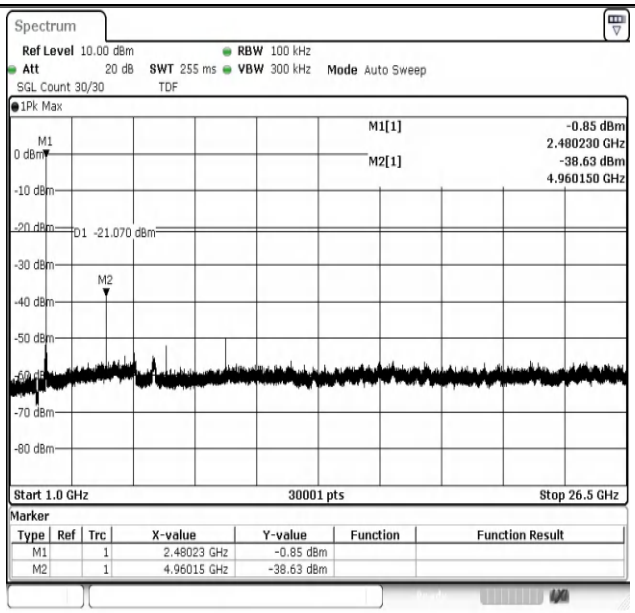

3DH5-Ant1-2480-1000~26500-PASS

Appendix I: Duty Cycle

Test Result

Test Mode	Antenna	Frequency[MHz]	ON Time [ms]	Period [ms]	Duty Cycle [%]	Duty Cycle Factor[dB]
DH5	Ant1	2402	2.88	3.75	76.80	1.15
DH5	Ant1	2441	2.88	3.75	76.80	1.15
DH5	Ant1	2480	2.88	3.75	76.80	1.15
2DH5	Ant1	2402	2.88	3.75	76.80	1.15
2DH5	Ant1	2441	2.88	3.75	76.80	1.15
2DH5	Ant1	2480	2.88	3.75	76.80	1.15
3DH5	Ant1	2402	2.89	3.76	76.86	1.14
3DH5	Ant1	2441	2.89	3.76	76.86	1.14
3DH5	Ant1	2480	2.89	3.76	76.86	1.14

Test Graphs

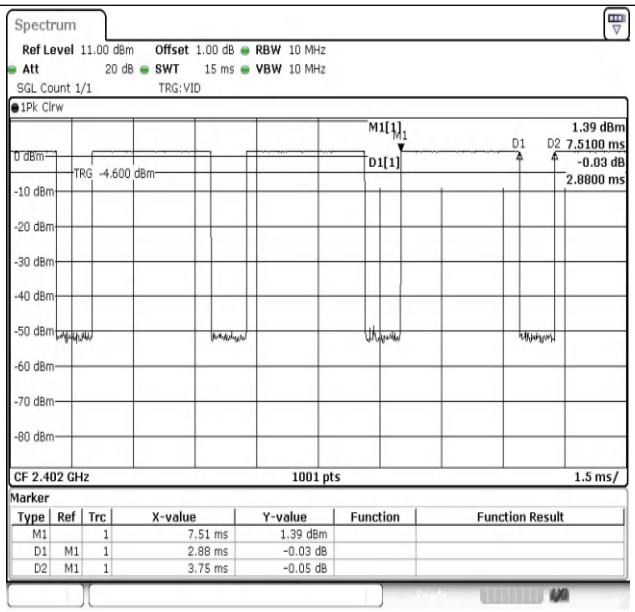

NTNV-DH5-Ant1-2402

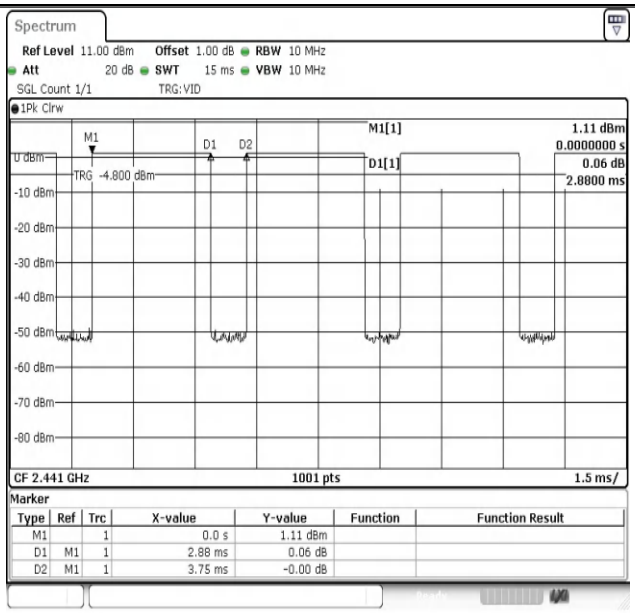

NTNV-DH5-Ant1-2441

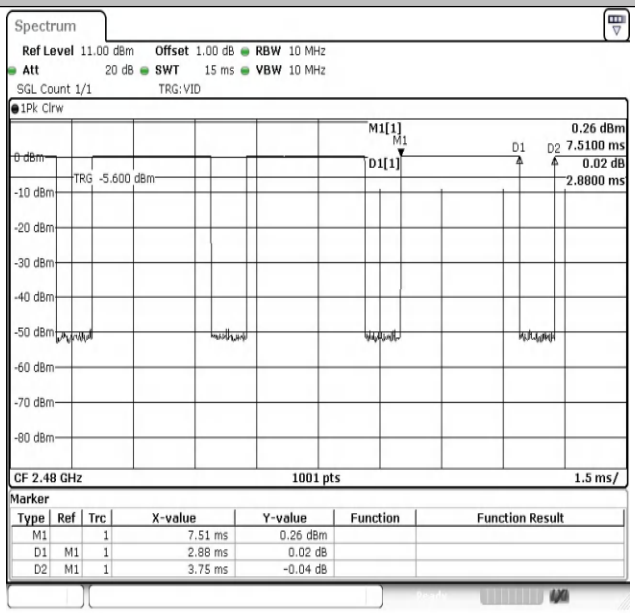

NTNV-DH5-Ant1-2480

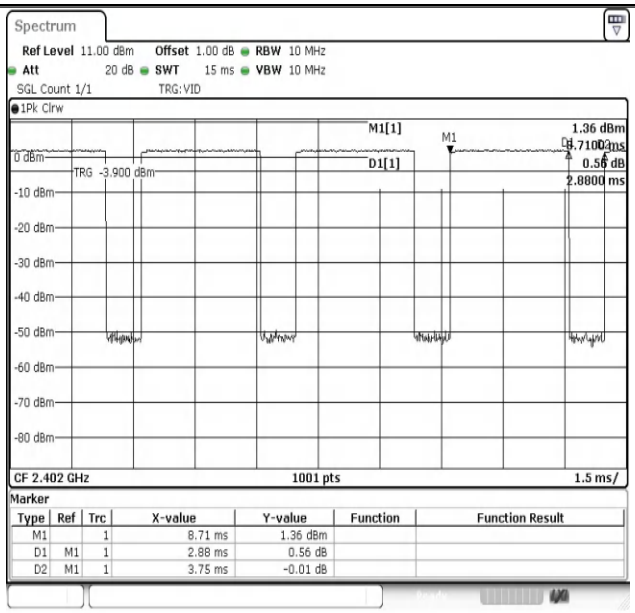

NTNV-2DH5-Ant1-2402

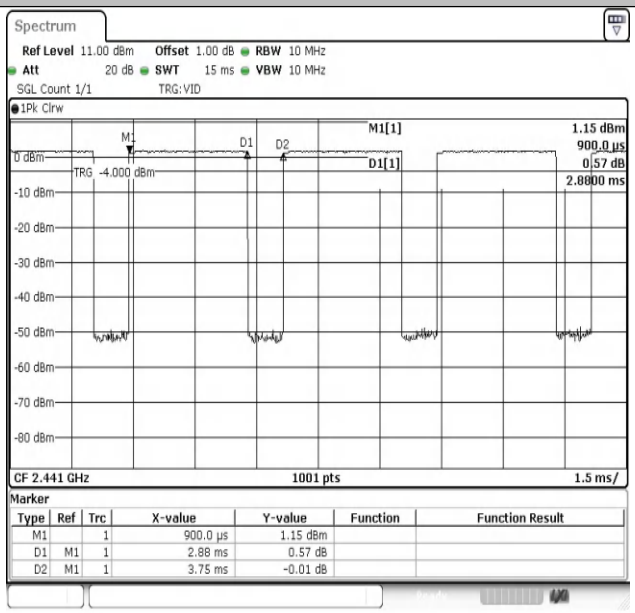

NTNV-2DH5-Ant1-2441

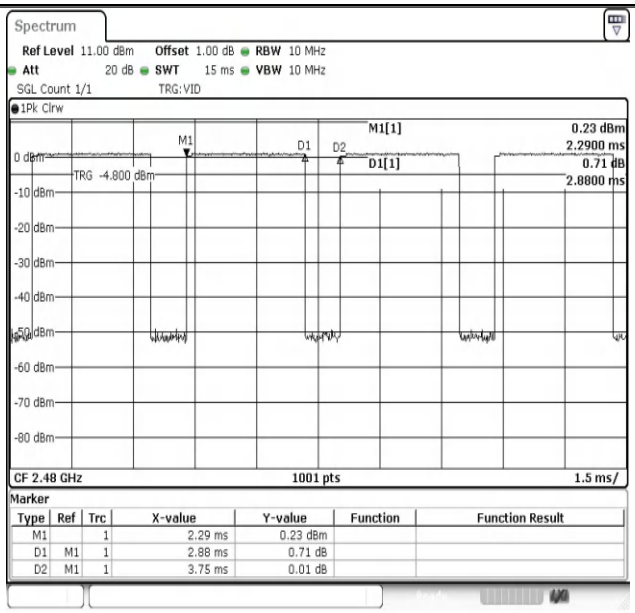

NTNV-2DH5-Ant1-2480

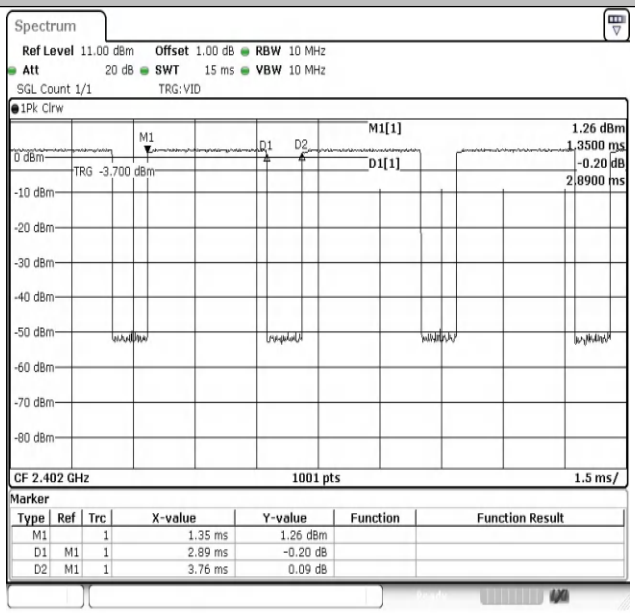

NTNV-3DH5-Ant1-2402

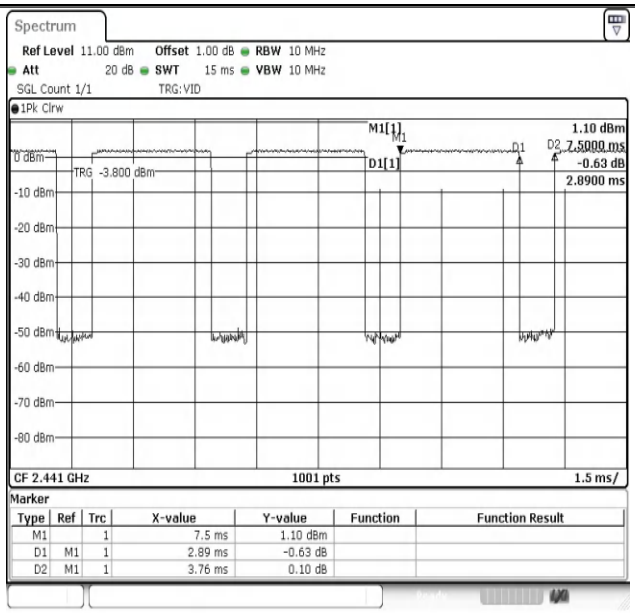

NTNV-3DH5-Ant1-2441

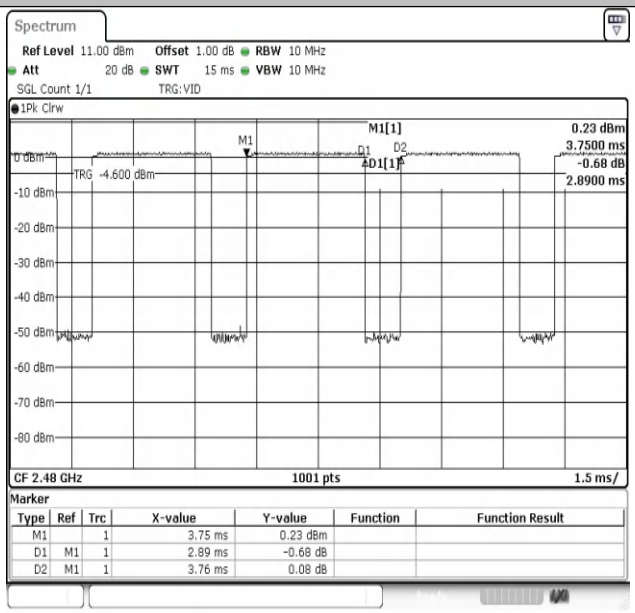

NTNV-3DH5-Ant1-2480

---End---