Android Tablet

Model:Cozyla CD-8S543F2

User Manual

*Please read the manual before using this product, and save it for future use.

Contents

Preface 4

Warning 4

Packing List 5

Product Specifications 6

Port Connection Instructions 7

Touch & Button Instructions 8

FCC Statement 9

Setup instruction 12

We are ready to support 12

Preface

Thank you for choosing Cozyla Calendar+ 2!
Before starting up, please carefully read this user manual to understand how to use the device and important precautions.

Warning ⚠

* Use only the power adapter accessory provided by the original manufacturer.
* The gaps and openings on the device are designed for ventilation and heat dissipation, Do not block or cover them.
* Do not use or store the device in dusty, humid, or high-temperature environments.
* Do not attempt to disassemble or repair the device if it malfunctions. Contact the dealer Cozyla.
* Avoid stepping on the power cord or power adapter to prevent damage to the wires that may cause electrical hazards. If the power adapter's cord is damaged, do not continue to use it as it may be dangerous.
* During thunderstorms or when the device will not be used for an extended period, unplug the power cord.
* Do not place the device on the edge of a desk or in areas where children may easily access it to avoid damage or injury to the child.
* During transport, do not apply excessive pressure on the display screen or scratch it with sharp or hard objects, as this may cause damage to the screen.
* Use a dry, soft cloth or a slightly dampened soft cloth with a mild cleaning solution to clean the device. Do not use any type of solvent, such as alcohol or gasoline, as it may damage the surface treatment layer.
* Make sure children understand the danger of climbing on the product, as dropping or tilting the product may cause serious injury.
* Do not place the product in an unstable or tilted position.
* Keep the cables connected to the product organized to avoid tripping, pulling or grabbing.

Packing List

After opening the package, please confirm the contents of the package below.



Cozyla Calendar+ 2 *1

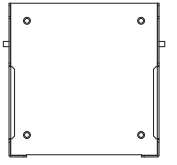

Fixed
Wall Mount*1

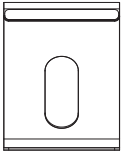

Upper Desk Stand *1

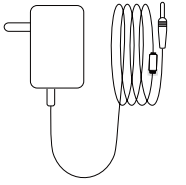

Power cord *1

KA4.0*30mm
Screws *6

EVA Cotton*6

PM4.0*13mm
Screws *4

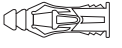

℄6.2*2.98mm
Wall plugs*6



Lower Desk Stand *1

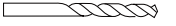

Drill bit*1

KM4.0*6mm*4

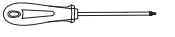

Screwdriver*1

Product Specifications

Specifications vary by model configuration.

System	Panel Size	15.6" FHD
	RAM	4GB
	Internal memory	64GB
	Resolution	1920*1080
	Operation system	Android 14
	CPU	RK3576S Quad core cortex A53+Quad core cortex A72
Display	Model Type	Capacitive touch screen
	Number of points	10-Point
	Aspect Ratio	16:9
	Wi-Fi	IEEE 802.11 a/b/g/n/ac/ax
	Bluetooth	5.0
Interface	Type-c	Only the ADB function is supported.
	USB	USB 3.0 Host
	Power Jack	DC power input
Other	VESA	75x75mm
	Button	Power / Vol+ / Vol-
	G-sensor	Support
	Speaker	*2
	Microphone	Standard quad micropphone, supports noise reduction and echo cancellation
	Storage Temperature	-20℃---60℃
	Working Temperature	0℃---40℃ 20~80%RH

Port Connection Instructions

This device is equipped with a variety of ports to support multiple external devices:

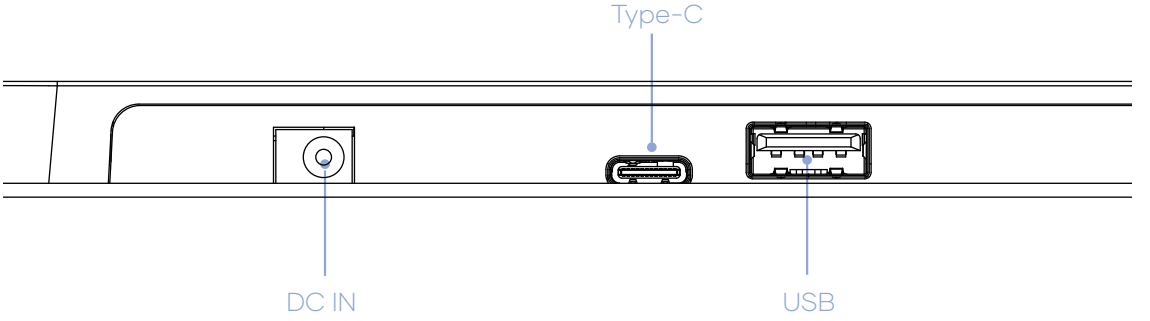

DC IN: Connect the adapter to power on the device.

Type-C: Only the ADB function is supported.

USB : Connect to USB storage devices or a mouse and keyboard receiver.

Touch & Button Instructions

This device features an ultra-HD ten-point capacitive touch LCD display. To ensure optimal touch sensitivity, please keep the screen clean. Additionally, physical buttons are located on the lower right side of the screen (the layout may vary depending on the decorative frame). The table below provides a detailed description.

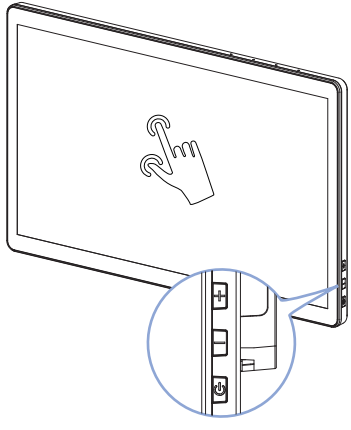

Button	Function
⏻	When the device is off, press and hold for 2-3 seconds to turn it on. When the product is on: Press and hold for 2-3 seconds to access the shutdown confirmation menu (Shutdown/Restart). A short press will turn off the screen, and another short press will turn the screen back on.
+	Increase system volume
—	Decrease system volume

FCC Statement

This device complies with Part 15 of the FCC Rules. Operation is subject to the following two conditions
1. This device may not cause harmful interference
2. This device must accept any interference received, including interference that may cause undesired operation.
Warning: Changes or modifications not expressly approved by the party responsible for compliance could void the user's authority to operate the equipment
NOTE: This equipment has been tested and found to comply with the limits for a Class B digital device,pursuant to Part 15 of the FCC Rules. These limits are de signed to provide reasonable protection against harmful interference in a residential installation. This equipment generates uses and can radiate radio frequency energy if not installed and used in accordance with the instructions, may cause harmful interference to radio communications. However, there is no guarantee that interference will not occur in a particular installation. If this equipment does cause harmful interference to radio or television reception which can be determined by turning the equipment off and on, the user is encouraged to try to correct the interference by one or more of the following measures:

Reorient or relocate the receiving antenna
Increase the separation between the equipment and receiver.
Connect the equipment into an outlet on a circuit different from that to which the receiver is connected
Consult the dealer or an experienced radio/TV technician for help.

FCC Radiation Exposure Statement

This equipment complies with FCC radiation exposure limits set forth for an uncontrolled environment. This equipment should be installed and operated with minimum distance 20cm between the radiator & your body.

This device complies with parts of the FCC rules. Operation is subject to the following two conditions:
This device will not cause harmful interference;
This device must accept any interference received, including interference that may cause undesired operation

This product complies with the essential requirements of European safety regulations and has passed the product safety conformity assessment procedure. It also has a manufacturer's declaration of conformity to ensure that every product delivered to the customer is safe.

Android is a trademark of Google LLC