Annex C Plots of T-Coil Test Results

HAC_T-Coil_GSM850_GSM Voice_Ch189_Z

Communication System: UID 0, Generic GSM (0); Frequency: 836.6 MHz;Duty Cycle: 1:8.3
Medium: Air Medium parameters used: $\sigma = 0$ S/m, $\varepsilon_r = 1$; $\rho = 0$ kg/m^3
Ambient Temperature：23.2 ℃

DASY5 Configuration:
- Probe: AM1DV3 - 3128; ; Calibrated: 2020.06.18
- Sensor-Surface: 0mm (Fix Surface)
- Electronics: DAE4 Sn480; Calibrated: 2020.06.02
- Phantom: HAC Test Arch with AMCC; Type: SD HAC P01 BA;
- Measurement SW: DASY52, Version 52.8 (8); SEMCAD X Version 14.6.10 (7331)

Ch189/z (axial) 4.2mm 50 x 50/ABM Signal(x,y,z) (13x13x1): Measurement grid: dx=10mm, dy=10mm
ABM1/ABM2 = 30.74 dB
ABM1 comp = 3.07 dBA/m
BWC Factor = 0.0086 dB
Location: 0, -12.5, 3.7 mm

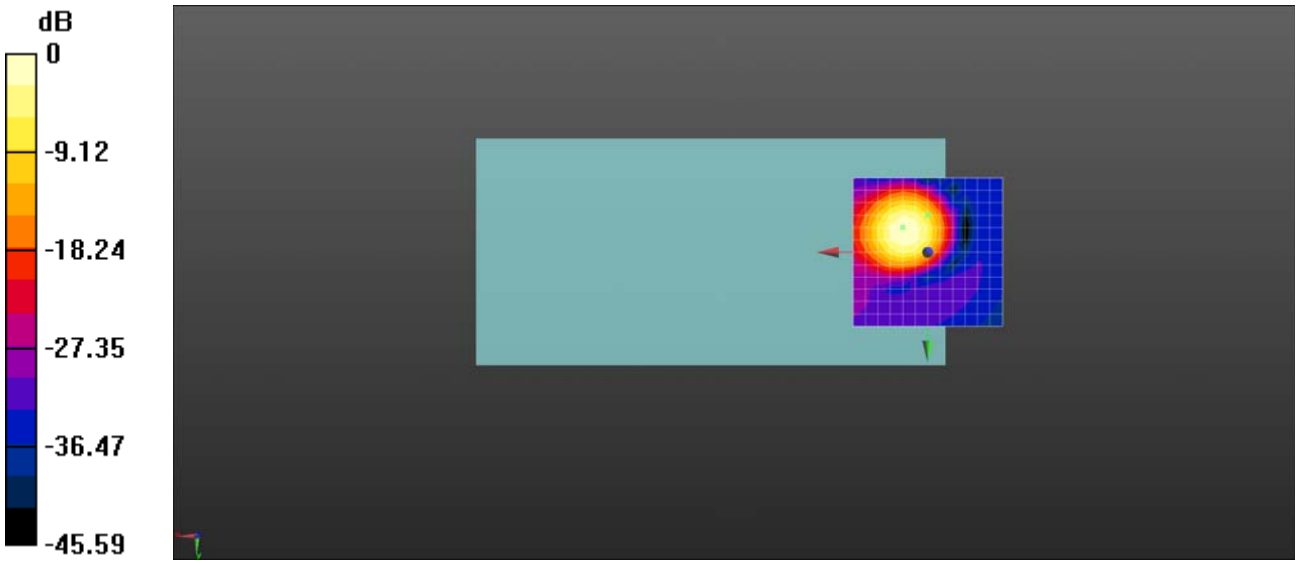

0 dB = 3.880 A/m = 11.78 dBA/m

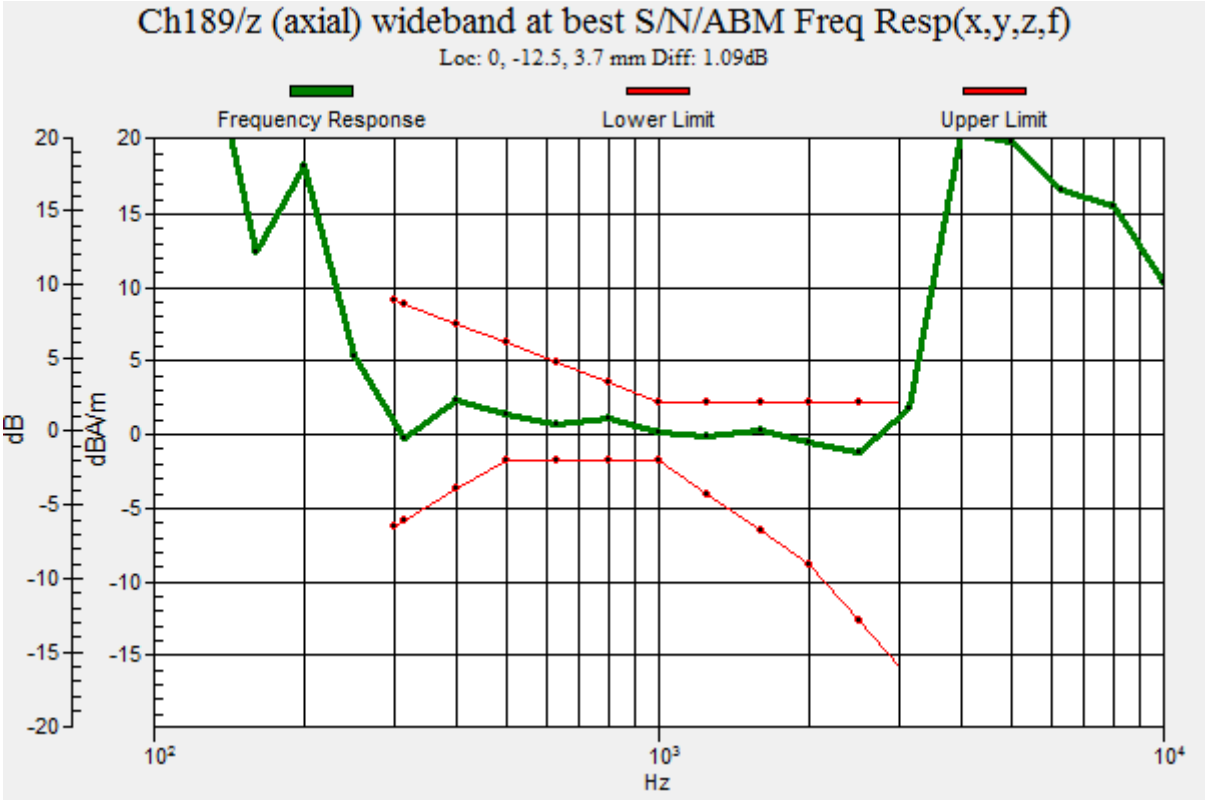
Ch189/z (axial) wideband at best S/N/ABM Freq Resp(x,y,z,f)
Loc: 0, -12.5, 3.7 mm Diff: 1.09dB
Frequency Response
Lower Limit
Upper Limit
dB
dBA/m
20
15
10
5
0
-5
-10
-15
-20
10^2
10^3
10^4
Hz

HAC_T-Coil_GSM850_GSM Voice_Ch189_Y

Communication System: UID 0, Generic GSM (0); Frequency: 836.6 MHz;Duty Cycle: 1:8.3
Medium: Air Medium parameters used: $\sigma = 0$ S/m, $\varepsilon_r = 1$; $\rho = 0$ kg/m^3
Ambient Temperature：23.2 ℃

DASY5 Configuration:
- Probe: AM1DV3 - 3128; ; Calibrated: 2020.06.18
- Sensor-Surface: 0mm (Fix Surface)
- Electronics: DAE4 Sn480; Calibrated: 2020.06.02
- Phantom: HAC Test Arch with AMCC; Type: SD HAC P01 BA;
- Measurement SW: DASY52, Version 52.8 (8); SEMCAD X Version 14.6.10 (7331)

Ch189/y (transversal) 4.2mm 50 x 50/ABM Signal(x,y,z) (13x13x1): Measurement grid: dx=10mm, dy=10mm
ABM1/ABM2 = 26.34 dB
ABM1 comp = -5.00 dBA/m
BWC Factor = 0.0086 dB
Location: 0, -4.2, 3.7 mm

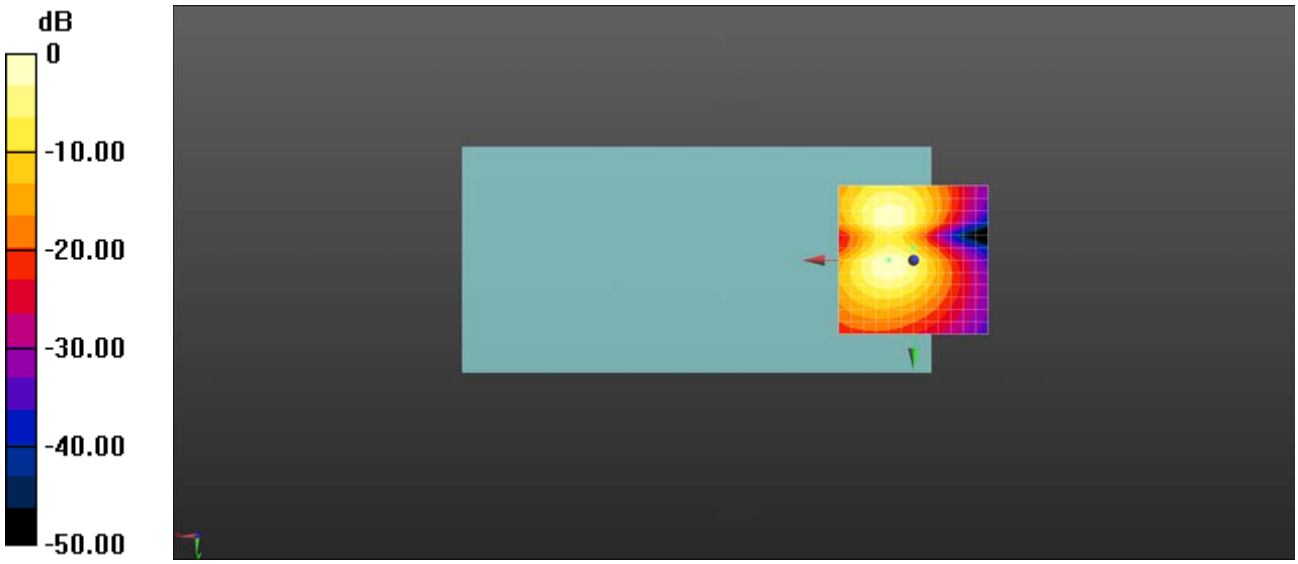

0 dB = 1.827 A/m = 5.23 dBA/m

HAC_T-Coil_GSM1900_GSM Voice_Ch661_Z

Communication System: UID 0, Generic GSM (0); Frequency: 1880 MHz;Duty Cycle: 1:8.3
Medium: Air Medium parameters used: $\sigma = 0$ S/m, $\varepsilon_r = 1$; $\rho = 0$ kg/m^3
Ambient Temperature：23.2 ℃

DASY5 Configuration:
- Probe: AM1DV3 - 3128; ; Calibrated: 2020.06.18
- Sensor-Surface: 0mm (Fix Surface)
- Electronics: DAE4 Sn480; Calibrated: 2020.06.02
- Phantom: HAC Test Arch with AMCC; Type: SD HAC P01 BA;
- Measurement SW: DASY52, Version 52.8 (8); SEMCAD X Version 14.6.10 (7331)

Ch661/z (axial) 4.2mm 50 x 50/ABM Signal(x,y,z) (13x13x1): Measurement grid: dx=10mm, dy=10mm
ABM1/ABM2 = 31.61 dB
ABM1 comp = 3.05 dBA/m
BWC Factor = 0.0089 dB
Location: 0, -12.5, 3.7 mm

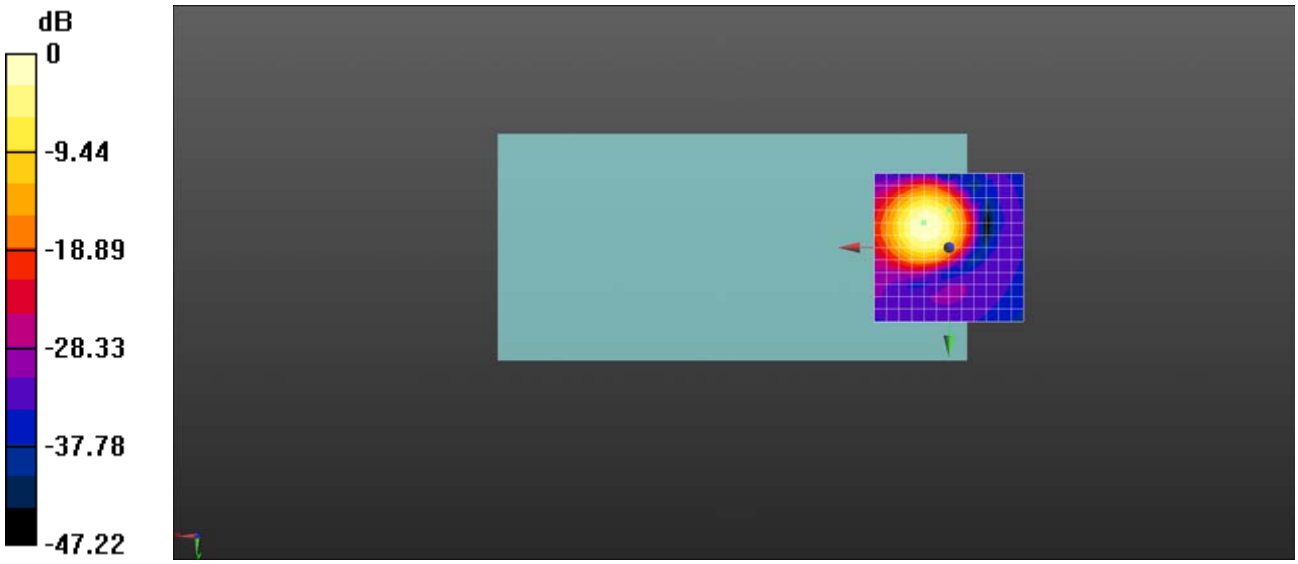

0 dB = 3.890 A/m = 11.80 dBA/m

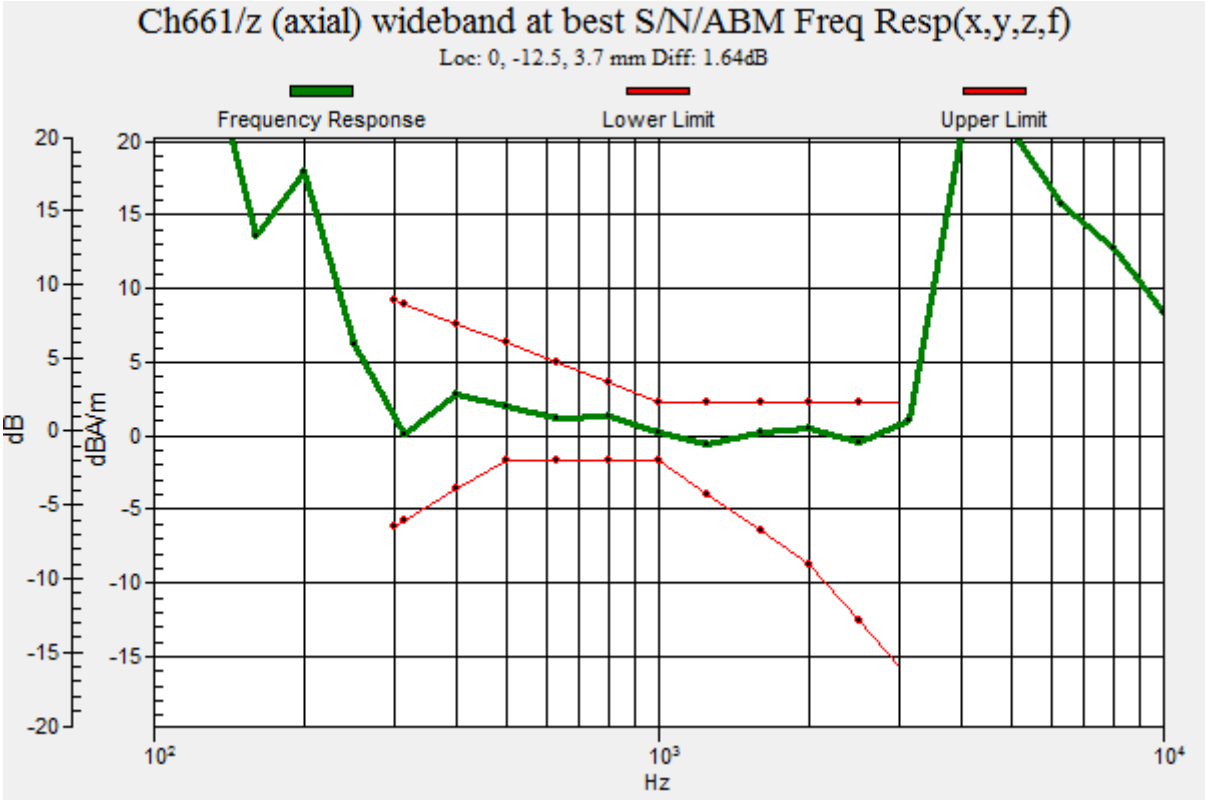
Ch661/z (axial) wideband at best S/N/ABM Freq Resp(x,y,z,f)
Loc: 0, -12.5, 3.7 mm Diff: 1.64dB
Frequency Response
Lower Limit
Upper Limit
dB
dBA/m
20
15
10
5
0
-5
-10
-15
-20
10^2
10^3
10^4
Hz

HAC_T-Coil_GSM1900_GSM Voice_Ch661_Y

Communication System: UID 0, Generic GSM (0); Frequency: 1880 MHz;Duty Cycle: 1:8.30042
Medium: Air Medium parameters used: $\sigma = 0$ S/m, $\varepsilon_r = 1$; $\rho = 0$ kg/m^3
Ambient Temperature：23.2 ℃

DASY5 Configuration:
- Probe: AM1DV3 - 3128; ; Calibrated: 2020.06.18
- Sensor-Surface: 0mm (Fix Surface)
- Electronics: DAE4 Sn480; Calibrated: 2020.06.02
- Phantom: HAC Test Arch with AMCC; Type: SD HAC P01 BA;
- Measurement SW: DASY52, Version 52.8 (8); SEMCAD X Version 14.6.10 (7331)

Ch661/y (transversal) 4.2mm 50 x 50/ABM Signal(x,y,z) (13x13x1): Measurement grid: dx=10mm, dy=10mm
ABM1/ABM2 = 29.04 dB
ABM1 comp = -4.88 dBA/m
BWC Factor = 0.0089 dB
Location: 0, -4.2, 3.7 mm

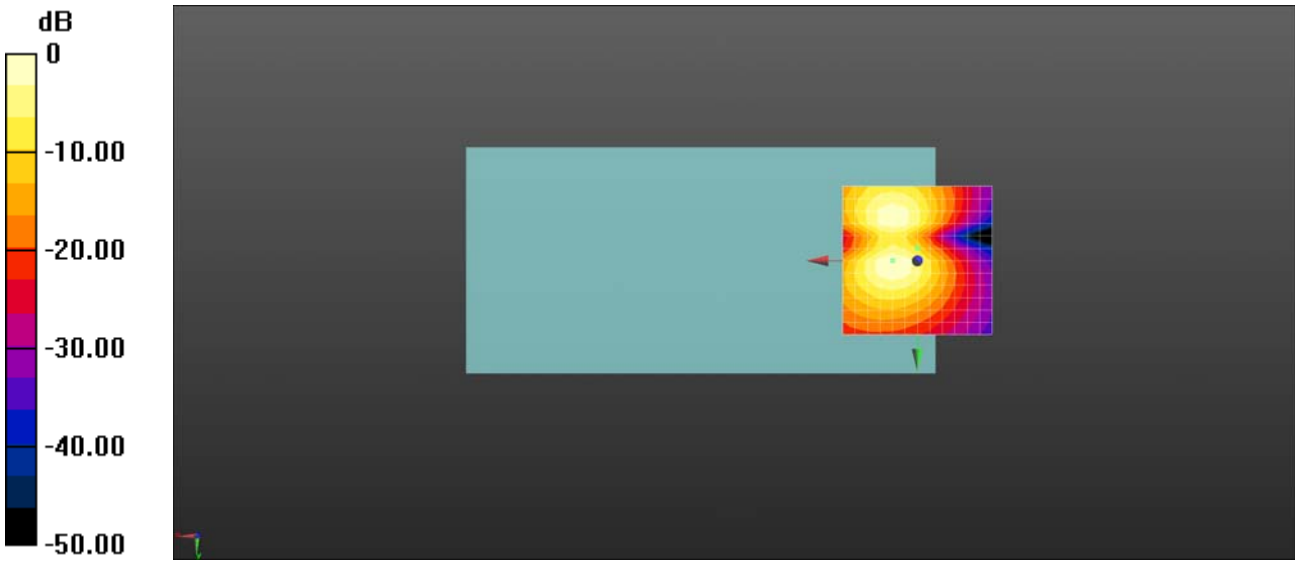

0 dB = 1.818 A/m = 5.19 dBA/m

HAC_T-Coil_WCDMA Band II_AMR 12.12Kbps_Ch9400_Z

Communication System: UID 10011 - CAB, UMTS-FDD (WCDMA); Frequency: 1880 MHz;Duty Cycle: 1:1.95434
Medium: Air Medium parameters used: $\sigma = 0$ S/m, $\varepsilon_r = 1$; $\rho = 0$ kg/m^3
Ambient Temperature：23.2 ℃

DASY5 Configuration:
- Probe: AM1DV3 - 3128; ; Calibrated: 2020.06.18
- Sensor-Surface: 0mm (Fix Surface)
- Electronics: DAE4 Sn480; Calibrated: 2020.06.02
- Phantom: HAC Test Arch with AMCC; Type: SD HAC P01 BA;
- Measurement SW: DASY52, Version 52.8 (8); SEMCAD X Version 14.6.10 (7331)

Ch9400/z (axial) 4.2mm 50 x 50/ABM Signal(x,y,z) (13x13x1): Measurement grid: dx=10mm, dy=10mm
ABM1/ABM2 = 33.53 dB
ABM1 comp = 2.03 dBA/m
BWC Factor = 0.0076 dB
Location: 0, -12.5, 3.7 mm

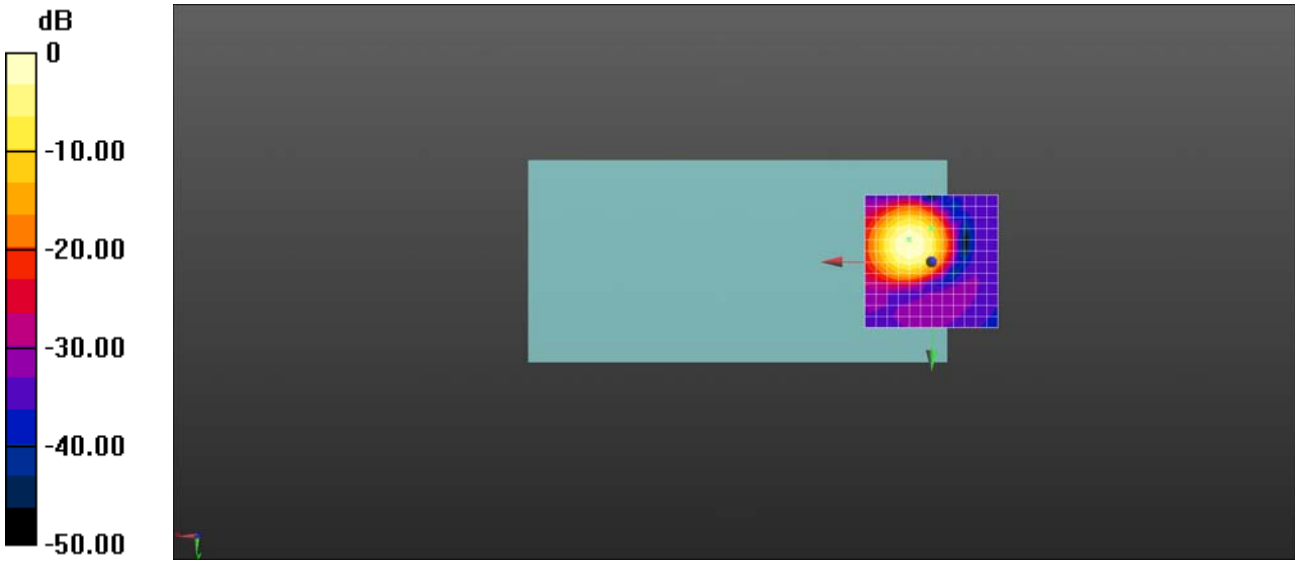

0 dB = 3.815 A/m = 11.63 dBA/m

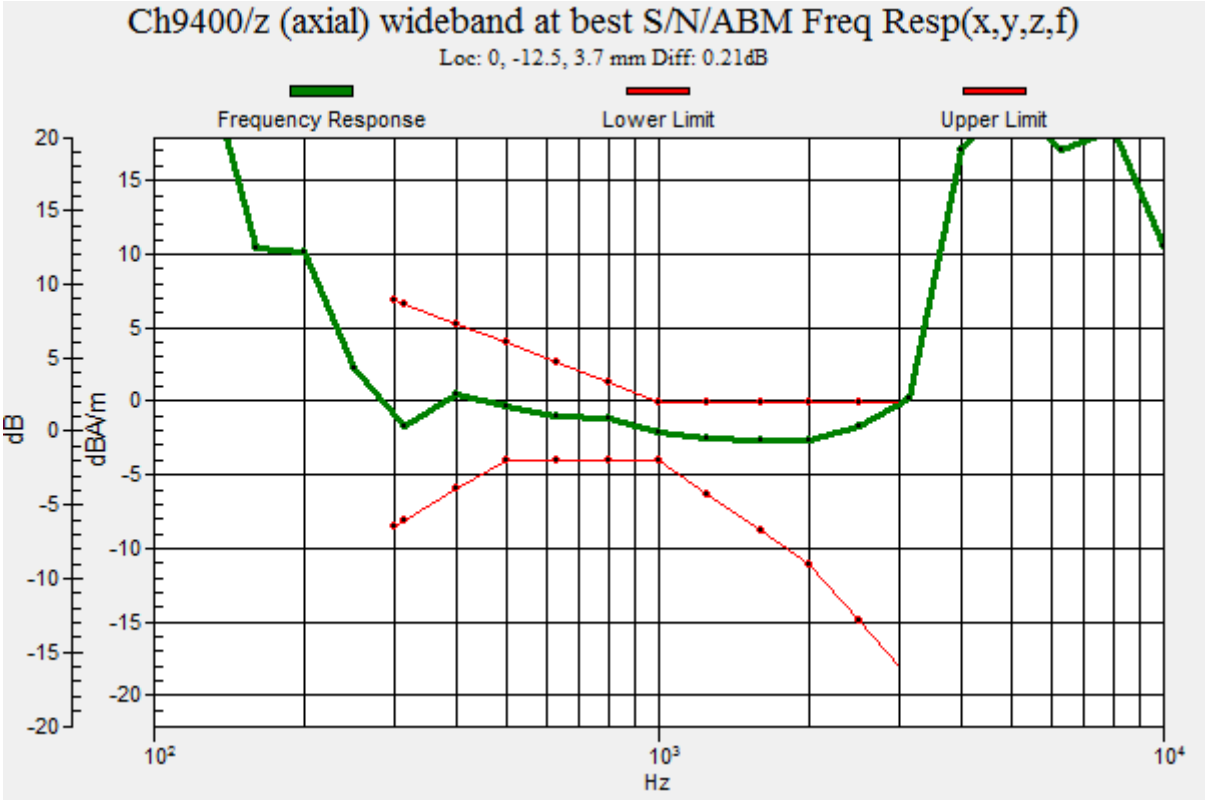
Ch9400/z (axial) wideband at best S/N/ABM Freq Resp(x,y,z,f)
Loc: 0, -12.5, 3.7 mm Diff: 0.21dB
Frequency Response
Lower Limit
Upper Limit
dB
dBA/m
Hz

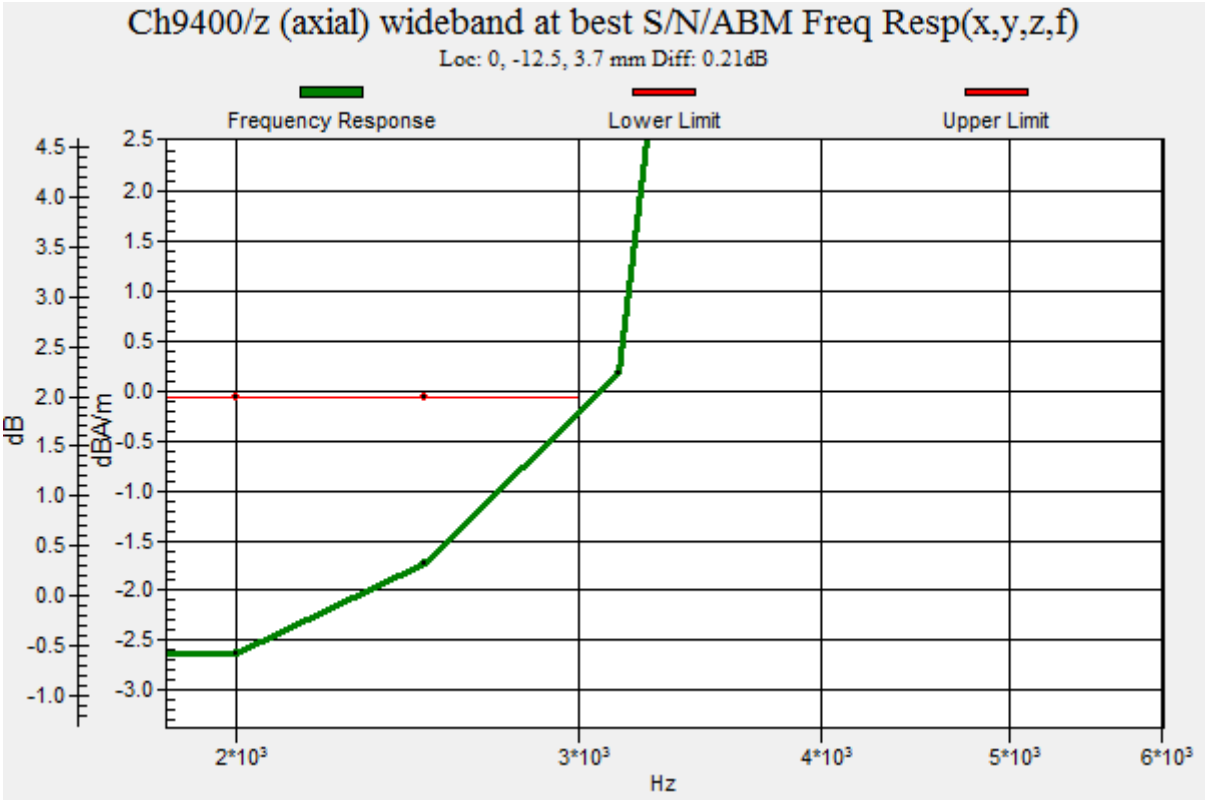
Ch9400/z (axial) wideband at best S/N/ABM Freq Resp(x,y,z,f)
Loc: 0, -12.5, 3.7 mm Diff: 0.21dB
Frequency Response
Lower Limit
Upper Limit
dB
dBA/m
Hz

HAC_T-Coil_WCDMA Band II_AMR 12.12Kbps_Ch9400_Y

Communication System: UID 10011 - CAB, UMTS-FDD (WCDMA); Frequency: 1880 MHz;Duty Cycle: 1:1.95434
Medium: Air Medium parameters used: $\sigma = 0$ S/m, $\varepsilon_r = 1$; $\rho = 0$ kg/m^3
Ambient Temperature：23.2 ℃

DASY5 Configuration:
- Probe: AM1DV3 - 3128; ; Calibrated: 2020.06.18
- Sensor-Surface: 0mm (Fix Surface)
- Electronics: DAE4 Sn480; Calibrated: 2020.06.02
- Phantom: HAC Test Arch with AMCC; Type: SD HAC P01 BA;
- Measurement SW: DASY52, Version 52.8 (8); SEMCAD X Version 14.6.10 (7331)

Ch9400/y (transversal) 4.2mm 50 x 50/ABM Signal(x,y,z) (13x13x1): Measurement grid: dx=10mm, dy=10mm
ABM1/ABM2 = 33.48 dB
ABM1 comp = -2.76 dBA/m
BWC Factor = 0.0076 dB
Location: 8.3, -4.2, 3.7 mm



0 dB = 1.000 A/m = 0.00 dBA/m

HAC_T-Coil_WCDMA Band IV_AMR 12.12Kbps_Ch1413_Z

Communication System: UID 10011 - CAB, UMTS-FDD (WCDMA); Frequency: 1732.4 MHz;Duty Cycle: 1:1.95434
Medium: Air Medium parameters used: $\sigma = 0$ S/m, $\varepsilon_r = 1$; $\rho = 0$ kg/m^3
Ambient Temperature：23.2 ℃

DASY5 Configuration:
- Probe: AM1DV3 - 3128; ; Calibrated: 2020.06.18
- Sensor-Surface: 0mm (Fix Surface)
- Electronics: DAE4 Sn480; Calibrated: 2020.06.02
- Phantom: HAC Test Arch with AMCC; Type: SD HAC P01 BA;
- Measurement SW: DASY52, Version 52.8 (8); SEMCAD X Version 14.6.10 (7331)

Ch1413/z (axial) 4.2mm 50 x 50/ABM Signal(x,y,z) (13x13x1): Measurement grid: dx=10mm, dy=10mm
ABM1/ABM2 = 33.29 dB
ABM1 comp = 1.71 dBA/m
BWC Factor = 0.01 dB
Location: 4.2, -16.7, 3.7 mm

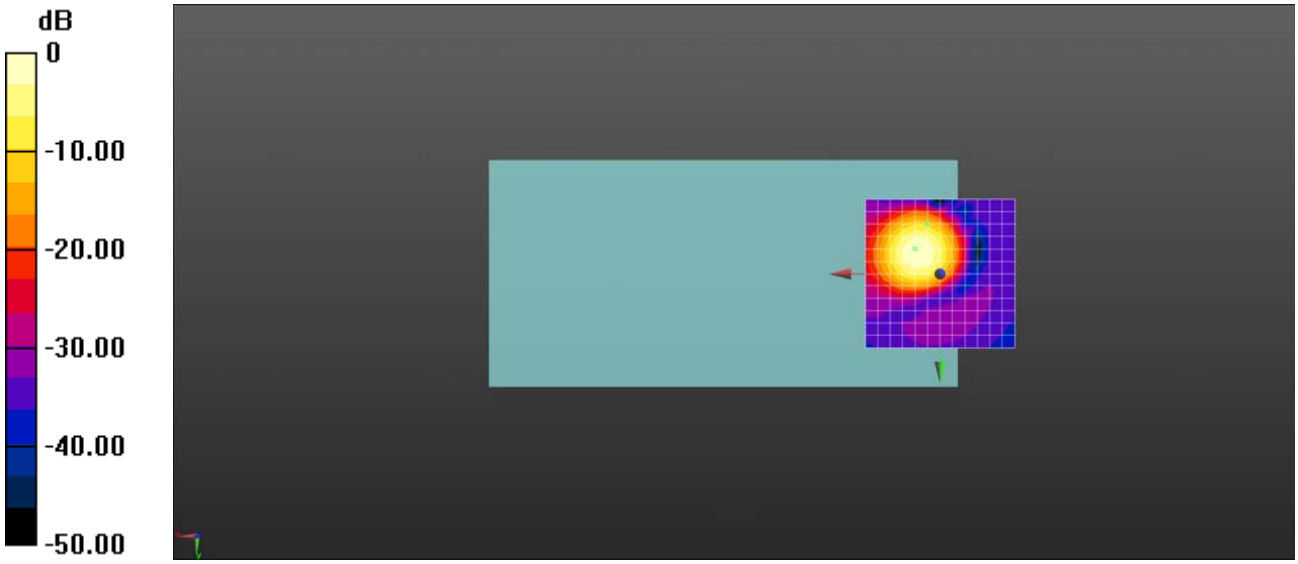

0 dB = 4.207 A/m = 12.48 dBA/m

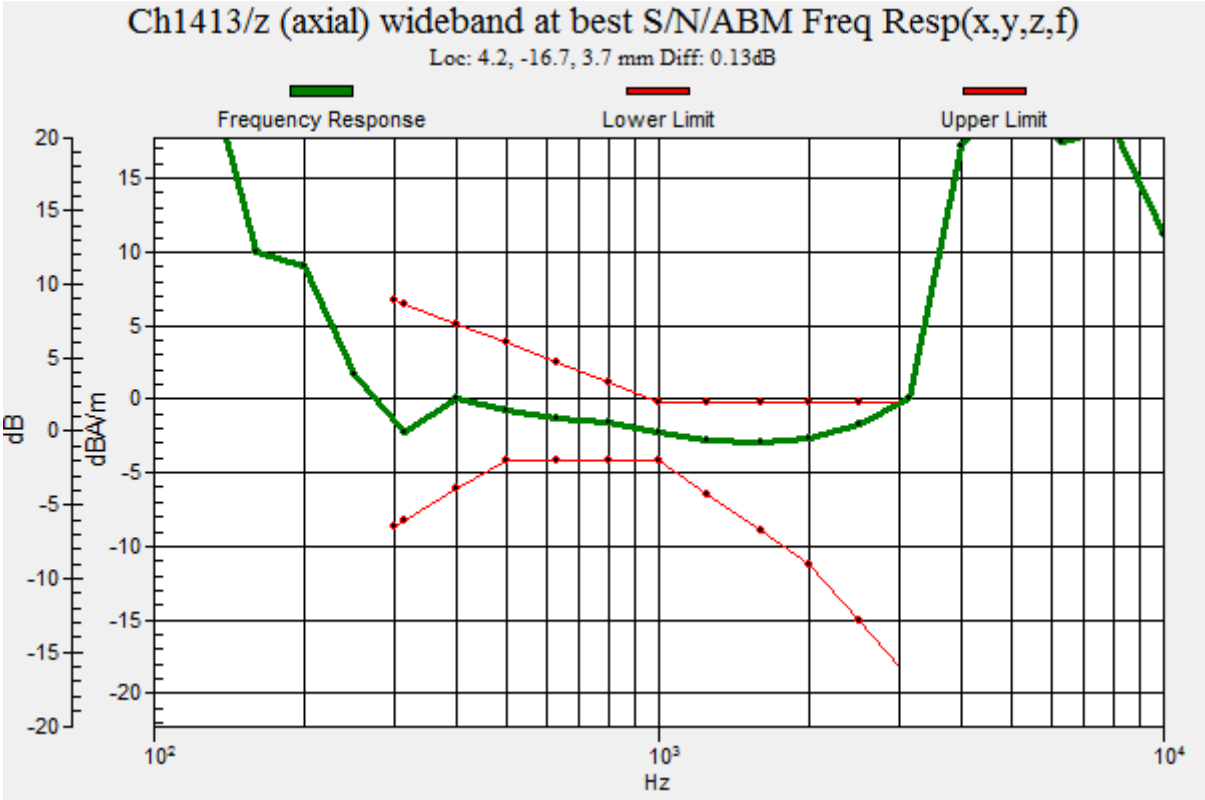
Ch1413/z (axial) wideband at best S/N/ABM Freq Resp(x,y,z,f)
Loc: 4.2, -16.7, 3.7 mm Diff: 0.13dB
Frequency Response
Lower Limit
Upper Limit
dB
dBA/m
Hz

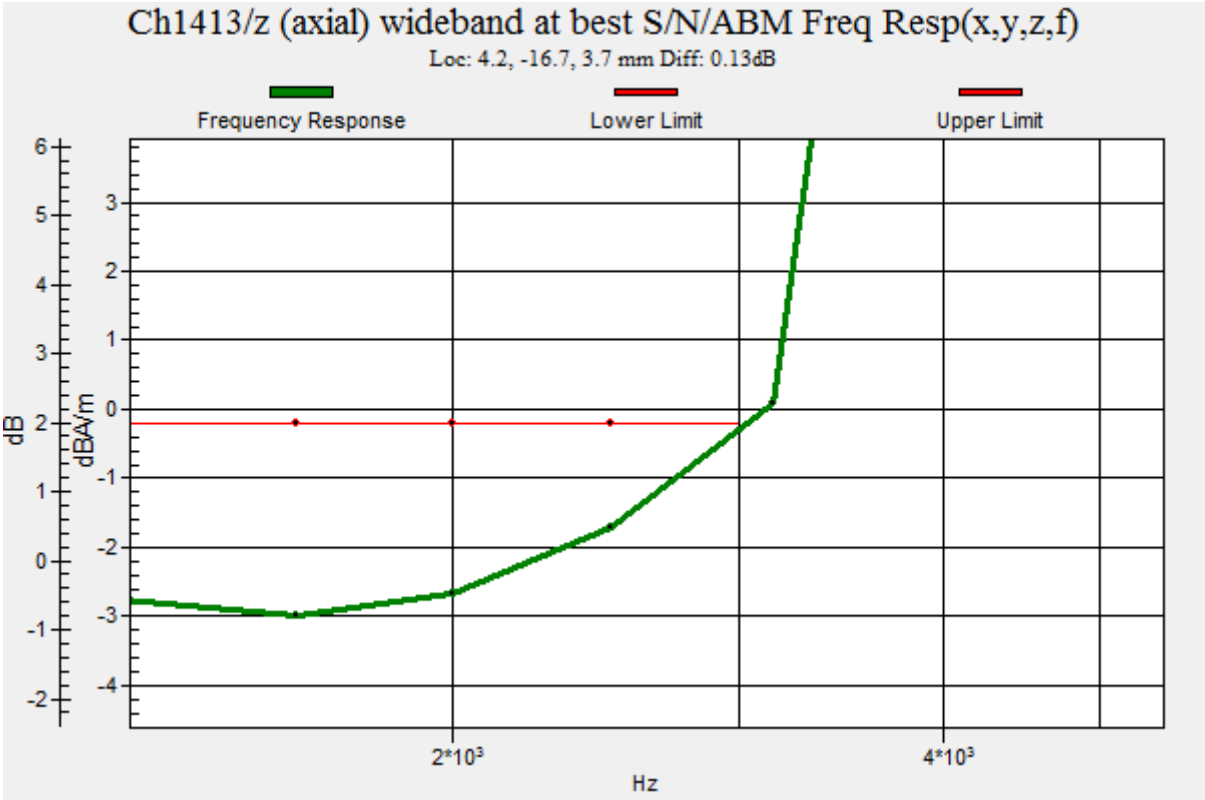
Ch1413/z (axial) wideband at best S/N/ABM Freq Resp(x,y,z,f)
Loc: 4.2, -16.7, 3.7 mm Diff: 0.13dB
Frequency Response
Lower Limit
Upper Limit
dB
dBA/m
Hz

HAC_T-Coil_WCDMA Band IV_AMR 12.12Kbps_Ch1413_Y

Communication System: UID 10011 - CAB, UMTS-FDD (WCDMA); Frequency: 1732.4 MHz;Duty Cycle: 1:1.95434
Medium: Air Medium parameters used: $\sigma = 0$ S/m, $\varepsilon_r = 1$; $\rho = 0$ kg/m^3
Ambient Temperature：23.2 ℃

DASY5 Configuration:
- Probe: AM1DV3 - 3128; ; Calibrated: 2020.06.18
- Sensor-Surface: 0mm (Fix Surface)
- Electronics: DAE4 Sn480; Calibrated: 2020.06.02
- Phantom: HAC Test Arch with AMCC; Type: SD HAC P01 BA;
- Measurement SW: DASY52, Version 52.8 (8); SEMCAD X Version 14.6.10 (7331)

Ch1413/y (transversal) 4.2mm 50 x 50/ABM Signal(x,y,z) (13x13x1): Measurement grid: dx=10mm, dy=10mm
ABM1/ABM2 = 33.51 dB
ABM1 comp = -3.60 dBA/m
BWC Factor = 0.01 dB
Location: 0, -4.2, 3.7 mm

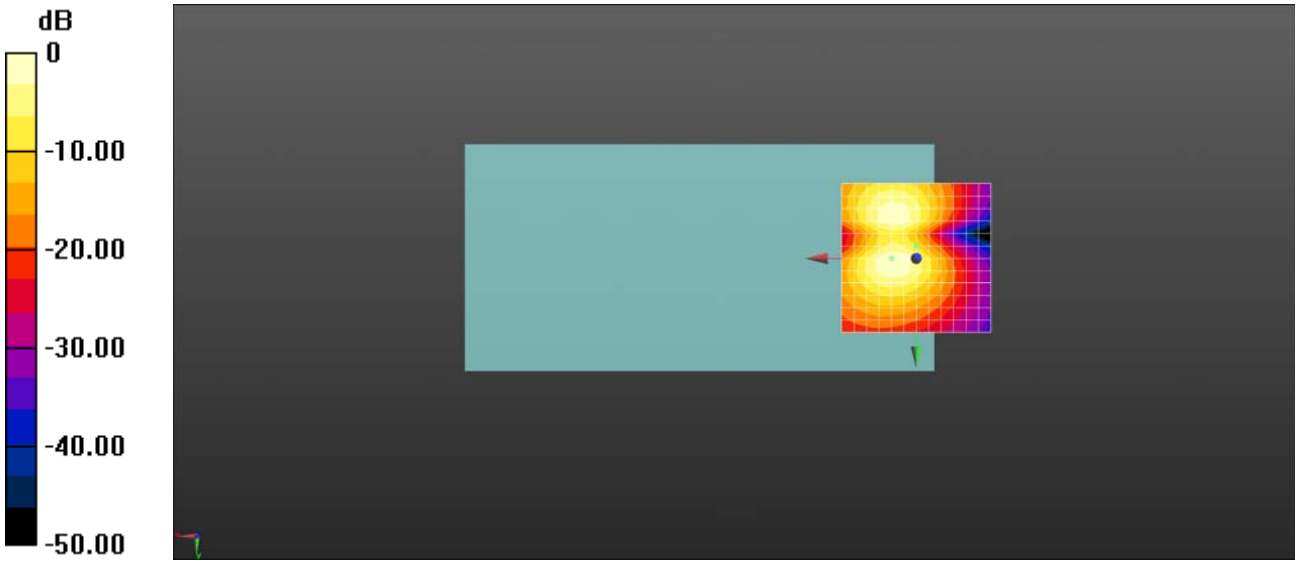

0 dB = 1.986 A/m = 5.96 dBA/m

HAC_T-Coil_WCDMA Band V_AMR 12.12Kbps_Ch4182_Z

Communication System: UID 10011 - CAB, UMTS-FDD (WCDMA); Frequency: 836.4 MHz;Duty Cycle: 1:1.95434
Medium: Air Medium parameters used: $\sigma = 0$ S/m, $\varepsilon_r = 1$; $\rho = 0$ kg/m^3
Ambient Temperature：23.2 ℃

DASY5 Configuration:
- Probe: AM1DV3 - 3128; ; Calibrated: 2020.06.18
- Sensor-Surface: 0mm (Fix Surface)
- Electronics: DAE4 Sn480; Calibrated: 2020.06.02
- Phantom: HAC Test Arch with AMCC; Type: SD HAC P01 BA;
- Measurement SW: DASY52, Version 52.8 (8); SEMCAD X Version 14.6.10 (7331)

Ch4182/z (axial) 4.2mm 50 x 50/ABM Signal(x,y,z) (13x13x1): Measurement grid: dx=10mm, dy=10mm
ABM1/ABM2 = 33.42 dB
ABM1 comp = 1.69 dBA/m
BWC Factor = 0.0076 dB
Location: 4.2, -16.7, 3.7 mm

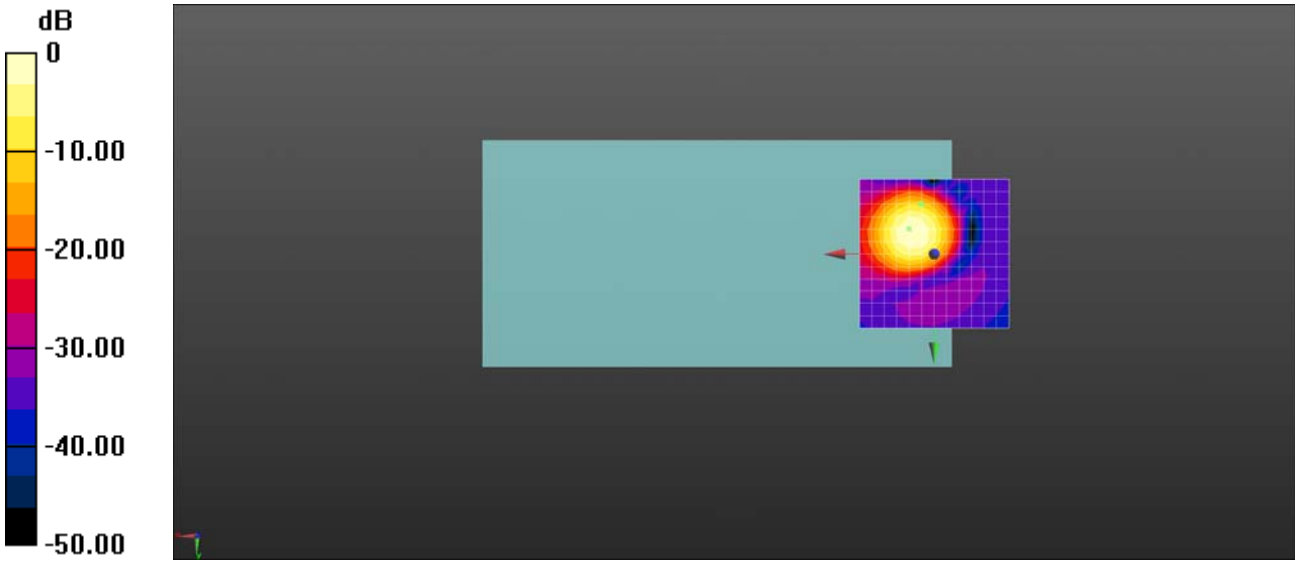

0 dB = 4.184 A/m = 12.43 dBA/m

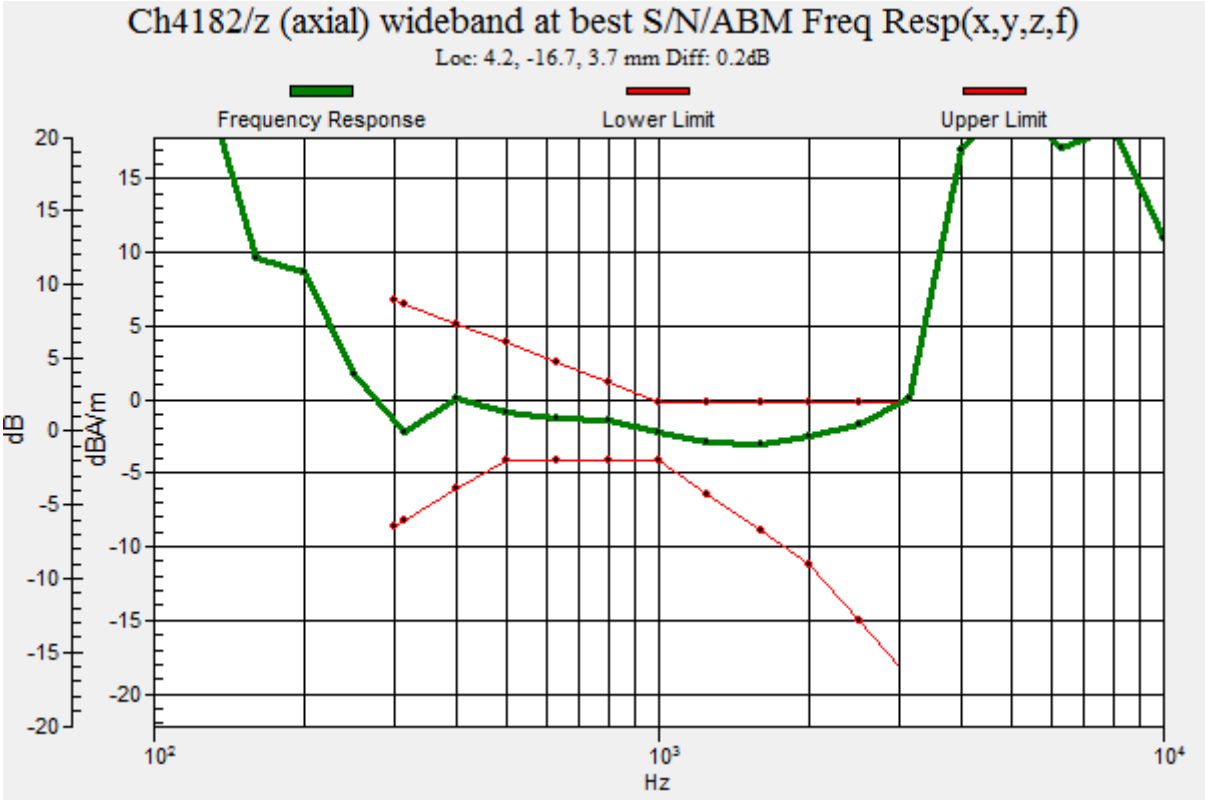
Ch4182/z (axial) wideband at best S/N/ABM Freq Resp(x,y,z,f)
Loc: 4.2, -16.7, 3.7 mm Diff: 0.2dB
Frequency Response
Lower Limit
Upper Limit
dB
dBA/m
Hz

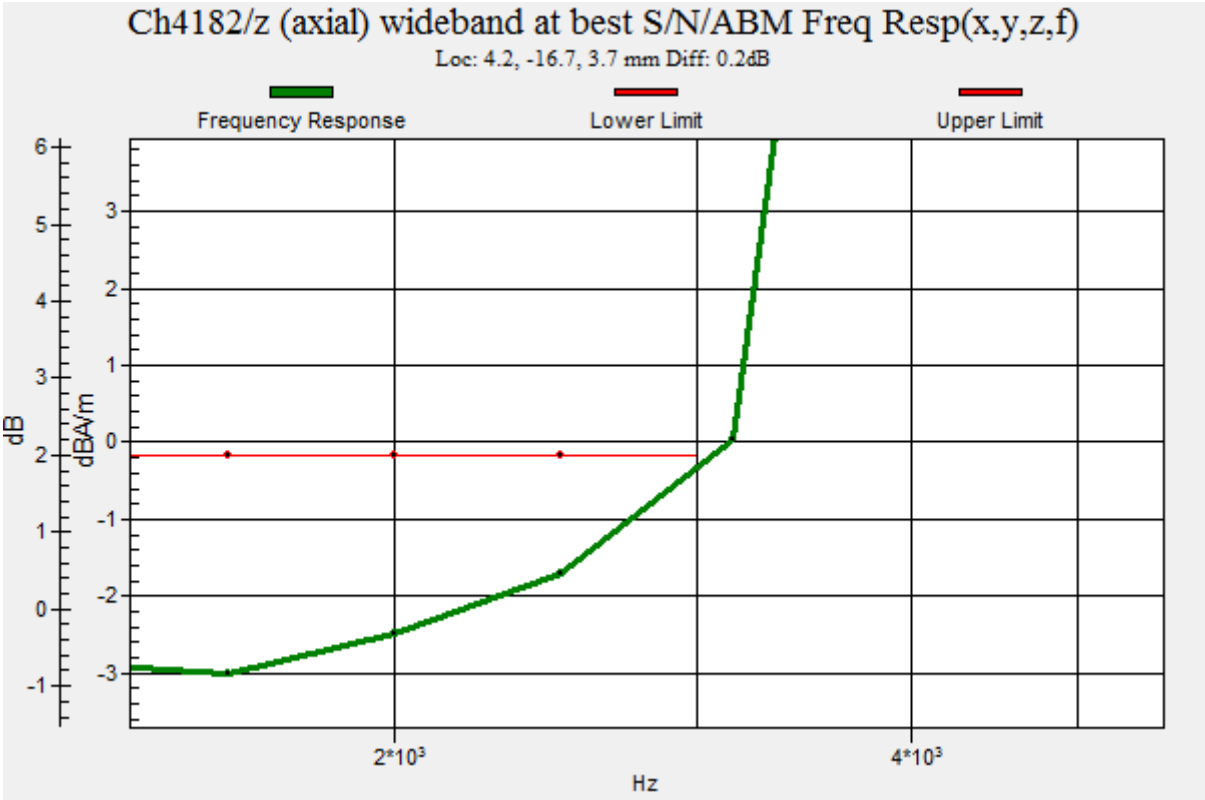
Ch4182/z (axial) wideband at best S/N/ABM Freq Resp(x,y,z,f)
Loc: 4.2, -16.7, 3.7 mm Diff: 0.2dB
Frequency Response
Lower Limit
Upper Limit
dB
dBA/m
Hz

HAC_T-Coil_WCDMA Band V_AMR 12.12Kbps_Ch4182_Y

Communication System: UID 10011 - CAB, UMTS-FDD (WCDMA); Frequency: 836.4 MHz;Duty Cycle: 1:1.95434
Medium: Air Medium parameters used: $\sigma = 0$ S/m, $\varepsilon_r = 1$; $\rho = 0$ kg/m^3
Ambient Temperature：23.2 ℃

DASY5 Configuration:
- Probe: AM1DV3 - 3128; ; Calibrated: 2020.06.18
- Sensor-Surface: 0mm (Fix Surface)
- Electronics: DAE4 Sn480; Calibrated: 2020.06.02
- Phantom: HAC Test Arch with AMCC; Type: SD HAC P01 BA;
- Measurement SW: DASY52, Version 52.8 (8); SEMCAD X Version 14.6.10 (7331)

Ch4182/y (transversal) 4.2mm 50 x 50/ABM Signal(x,y,z) (13x13x1): Measurement grid: dx=10mm, dy=10mm
ABM1/ABM2 = 34.01 dB
ABM1 comp = -12.98 dBA/m
BWC Factor = 0.0076 dB
Location: -12.5, 4.2, 3.7 mm



0 dB = 1.975 A/m = 5.91 dBA/m

HAC_T-Coil_LTE Band 2_20M_QPSK_1RB_0offset_AMR 12.2Kbps_Ch18900_Z

Communication System: UID 10169 - CAB, LTE-FDD (SC-FDMA, 1 RB, 20 MHz, QPSK); Frequency: 1880 MHz;Duty Cycle: 1:1
Medium: Air Medium parameters used: $\sigma = 0$ S/m, $\varepsilon_r = 1$; $\rho = 0$ kg/m^3
Ambient Temperature：23.2 ℃

DASY5 Configuration:
- Probe: AM1DV3 - 3128; ; Calibrated: 2020.06.18
- Sensor-Surface: 0mm (Fix Surface)
- Electronics: DAE4 Sn480; Calibrated: 2020.06.02
- Phantom: HAC Test Arch with AMCC; Type: SD HAC P01 BA;
- Measurement SW: DASY52, Version 52.8 (8); SEMCAD X Version 14.6.10 (7331)

Ch18900/z (axial) 4.2mm 50 x 50/ABM SNR(x,y,z) (13x13x1): Measurement grid: dx=10mm, dy=10mm
ABM1/ABM2 = 35.83 dB
ABM1 comp = 3.69 dBA/m
BWC Factor = 0.0034 dB
Location: 0, -4.2, 3.7 mm

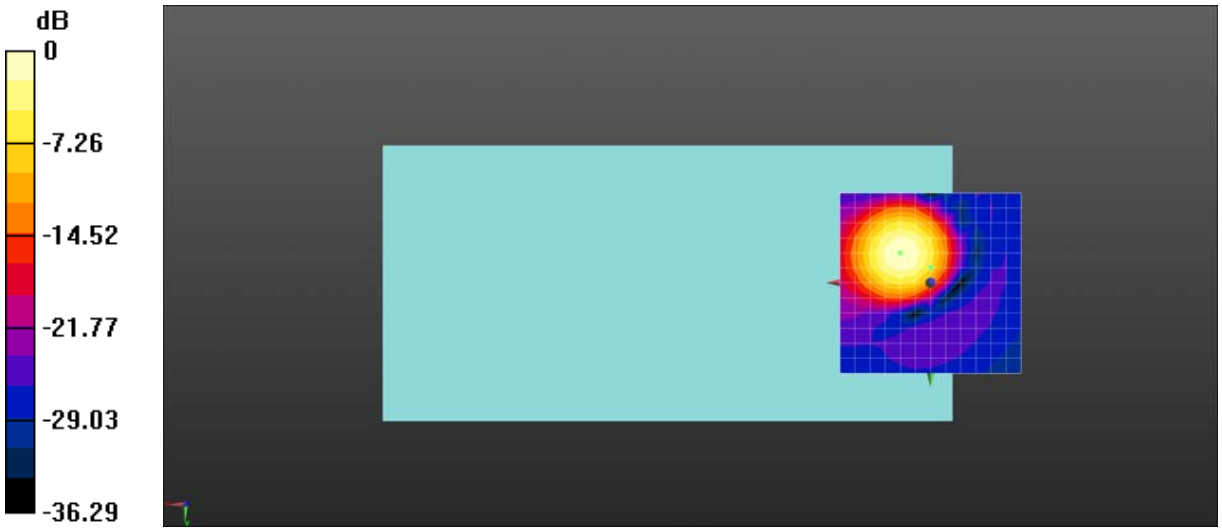

0 dB = 61.86 = 35.83 dB

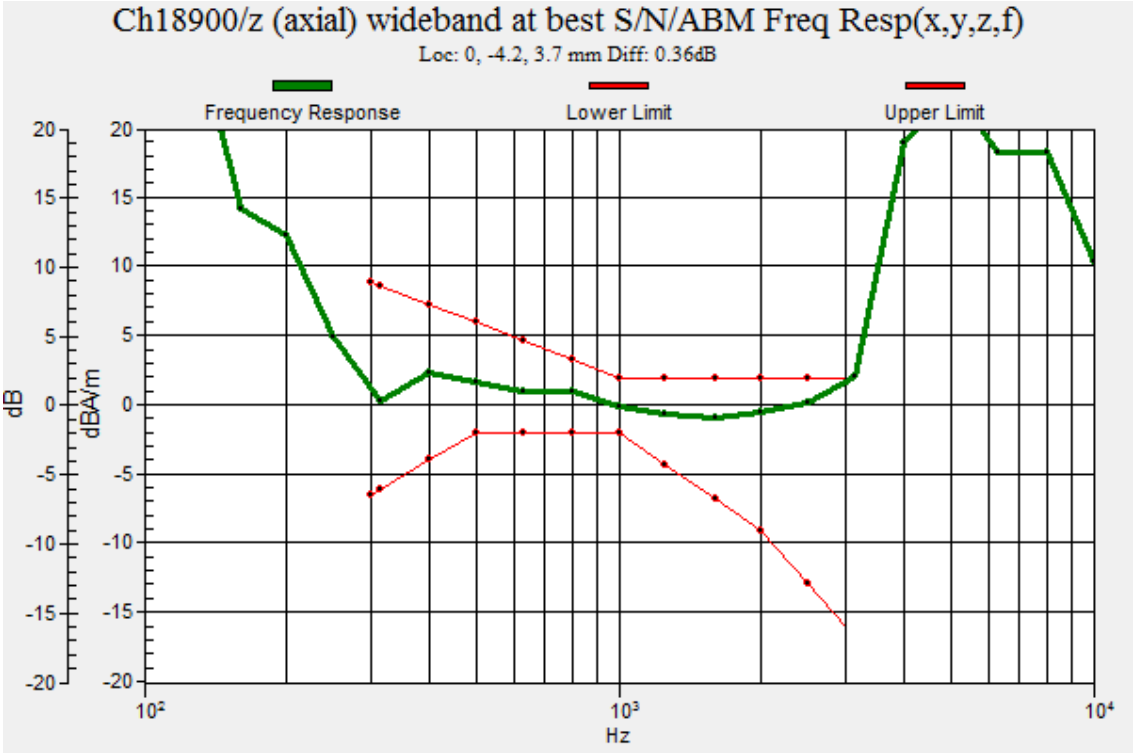
Ch18900/z (axial) wideband at best S/N/ABM Freq Resp(x,y,z,f)
Loc: 0, -4.2, 3.7 mm Diff: 0.36dB
Frequency Response
Lower Limit
Upper Limit
dB
dBA/m
Hz

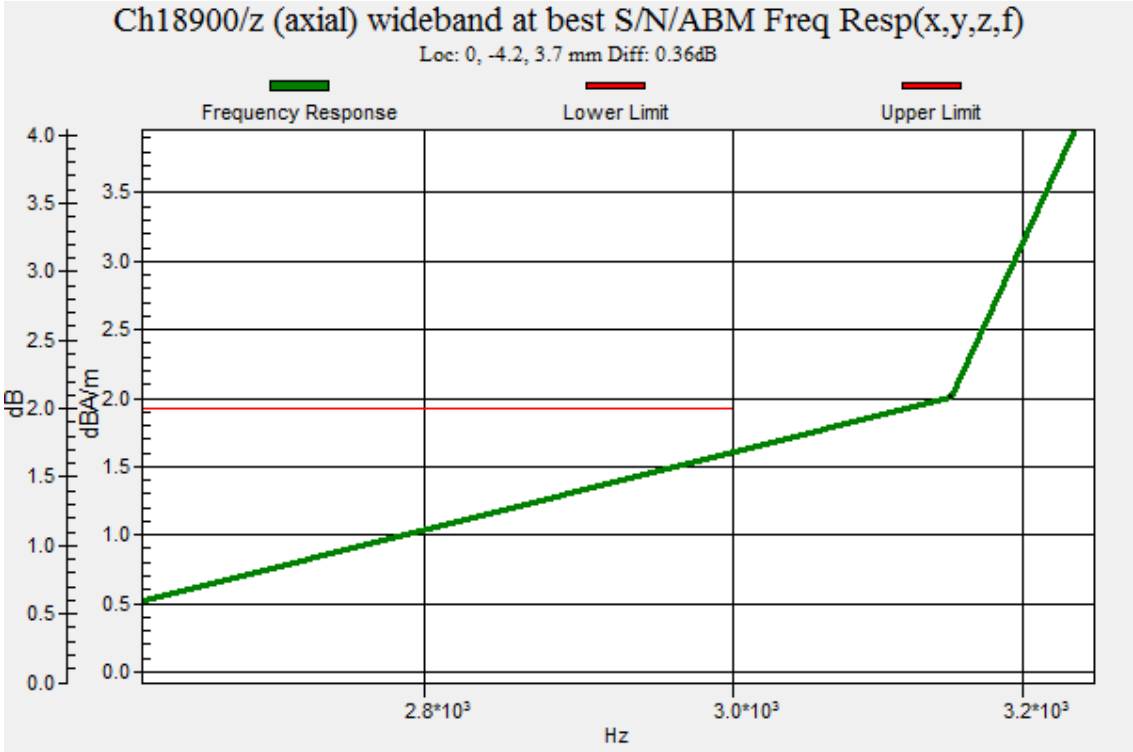
Ch18900/z (axial) wideband at best S/N/ABM Freq Resp(x,y,z,f)
Loc: 0, -4.2, 3.7 mm Diff: 0.36dB
Frequency Response
Lower Limit
Upper Limit
dB
dBA/m
Hz

HAC_T-Coil_LTE Band 2_20M_QPSK_1RB_0offset_AMR 12.2Kbps_Ch18900_Y

Communication System: UID 10169 - CAB, LTE-FDD (SC-FDMA, 1 RB, 20 MHz, QPSK);
Frequency: 1880 MHz;Duty Cycle: 1:1
Medium: Air Medium parameters used: $\sigma = 0$ S/m, $\varepsilon_r = 1$; $\rho = 0$ kg/m^3
Ambient Temperature：23.2 ℃

DASY5 Configuration:
- Probe: AM1DV3 - 3128; ; Calibrated: 2020.06.18
- Sensor-Surface: 0mm (Fix Surface)
- Electronics: DAE4 Sn480; Calibrated: 2020.06.02
- Phantom: HAC Test Arch with AMCC; Type: SD HAC P01 BA;
- Measurement SW: DASY52, Version 52.8 (8); SEMCAD X Version 14.6.10 (7331)

Ch18900/y (transversal) 4.2mm 50 x 50/ABM SNR(x,y,z) (13x13x1): Measurement grid: dx=10mm, dy=10mm
ABM1/ABM2 = 35.67 dB
ABM1 comp = 4.31 dBA/m
BWC Factor = 0.0034 dB
Location: 4.2, 0, 3.7 mm



0 dB = 60.77 = 35.67 dB

HAC_T-Coil_LTE Band 4_20M_QPSK_1RB_0offset_AMR 12.2Kbps_Ch20175_Z

Communication System: UID 10169 - CAB, LTE-FDD (SC-FDMA, 1 RB, 20 MHz, QPSK); Frequency: 1732.5 MHz;Duty Cycle: 1:1
Medium: Air Medium parameters used: $\sigma = 0$ S/m, $\varepsilon_r = 1$; $\rho = 0$ kg/m^3
Ambient Temperature：23.2 ℃

DASY5 Configuration:
- Probe: AM1DV3 - 3128; ; Calibrated: 2020.06.18
- Sensor-Surface: 0mm (Fix Surface)
- Electronics: DAE4 Sn480; Calibrated: 2020.06.02
- Phantom: HAC Test Arch with AMCC; Type: SD HAC P01 BA;
- Measurement SW: DASY52, Version 52.8 (8); SEMCAD X Version 14.6.10 (7331)

Ch20175/z (axial) 4.2mm 50 x 50/ABM SNR(x,y,z) (13x13x1): Measurement grid: dx=10mm, dy=10mm
ABM1/ABM2 = 35.61 dB
ABM1 comp = 3.76 dBA/m
BWC Factor = 0.02 dB
Location: 0, -12.5, 3.7 mm

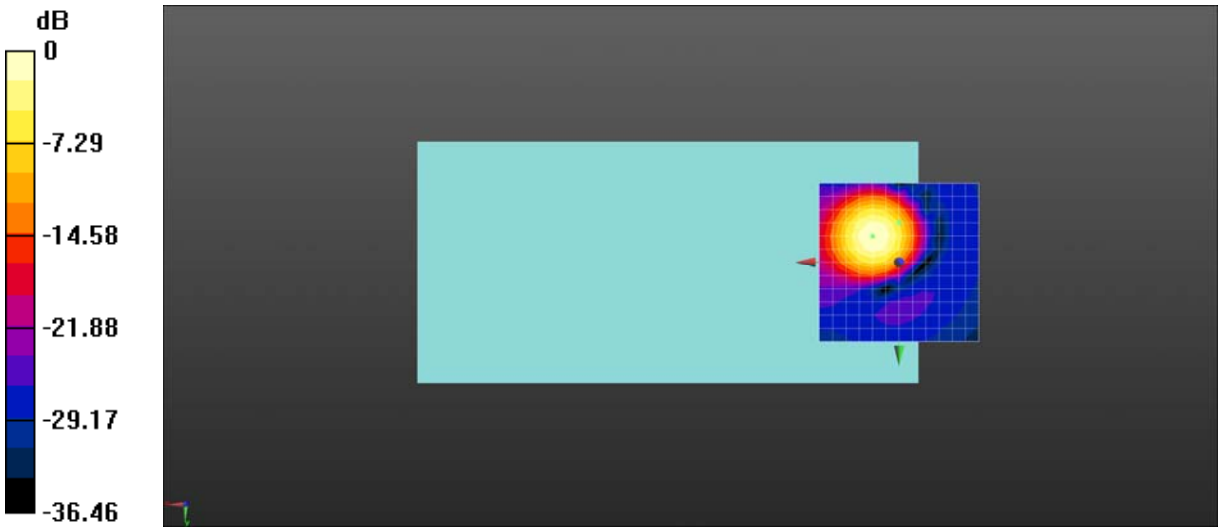

0 dB = 60.31 = 35.61 dB

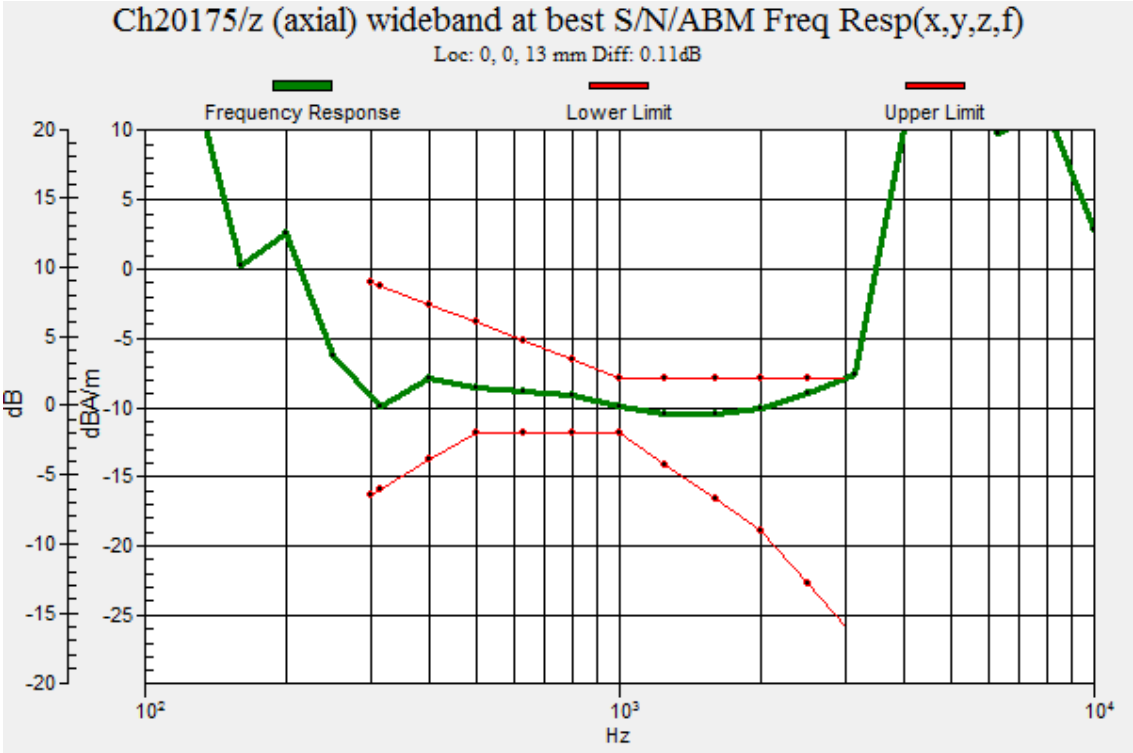
Ch20175/z (axial) wideband at best S/N/ABM Freq Resp(x,y,z,f)
Loc: 0, 0, 13 mm Diff: 0.11dB
Frequency Response
Lower Limit
Upper Limit
dB
dBA/m
Hz

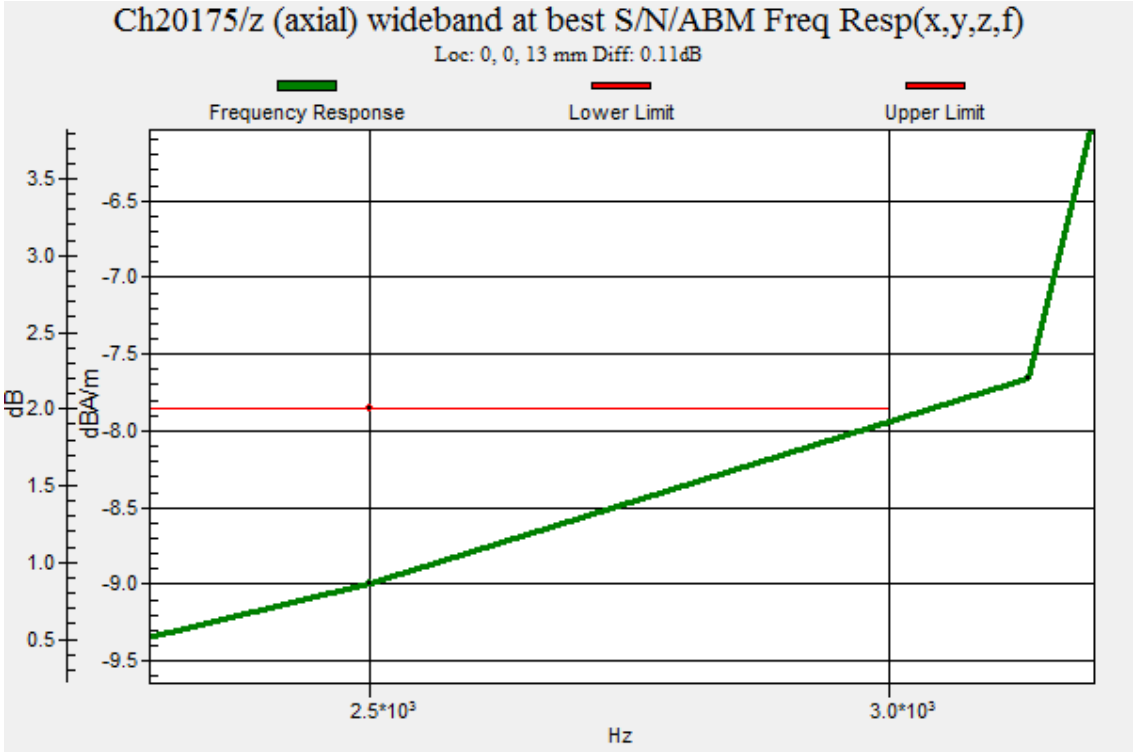
Ch20175/z (axial) wideband at best S/N/ABM Freq Resp(x,y,z,f)
Loc: 0, 0, 13 mm Diff: 0.11dB
Frequency Response
Lower Limit
Upper Limit
dB
dBA/m
Hz

HAC_T-Coil_LTE Band 4_20M_QPSK_1RB_0offset_AMR 12.2Kbps_Ch20175_Y

Communication System: UID 10169 - CAB, LTE-FDD (SC-FDMA, 1 RB, 20 MHz, QPSK);
Frequency: 1732.5 MHz;Duty Cycle: 1:1
Medium: Air Medium parameters used: $\sigma = 0$ S/m, $\varepsilon_r = 1$; $\rho = 0$ kg/m^3
Ambient Temperature：23.2 ℃

DASY5 Configuration:
- Probe: AM1DV3 - 3128; ; Calibrated: 2020.06.18
- Sensor-Surface: 0mm (Fix Surface)
- Electronics: DAE4 Sn480; Calibrated: 2020.06.02
- Phantom: HAC Test Arch with AMCC; Type: SD HAC P01 BA;
- Measurement SW: DASY52, Version 52.8 (8); SEMCAD X Version 14.6.10 (7331)

Ch20175/y (transversal) 4.2mm 50 x 50/ABM SNR(x,y,z) (13x13x1): Measurement grid: dx=10mm, dy=10mm
ABM1/ABM2 = 35.60 dB
ABM1 comp = 4.27 dBA/m
BWC Factor = 0.02 dB
Location: 4.2, 0, 3.7 mm



0 dB = 60.26 = 35.60 dB

HAC_T-Coil_LTE Band 5_10M_QPSK_1RB_0offset_AMR 12.2Kbps_Ch20525_Z

Communication System: UID 10177 - CAC, LTE-FDD (SC-FDMA, 1 RB, 5 MHz, QPSK);
Frequency: 836.5 MHz;Duty Cycle: 1:1
Medium: Air Medium parameters used: $\sigma = 0$ S/m, $\varepsilon_r = 1$; $\rho = 0$ kg/m^3
Ambient Temperature：23.2 ℃

DASY5 Configuration:
- Probe: AM1DV3 - 3128; ; Calibrated: 2020.06.18
- Sensor-Surface: 0mm (Fix Surface)
- Electronics: DAE4 Sn480; Calibrated: 2020.06.02
- Phantom: HAC Test Arch with AMCC; Type: SD HAC P01 BA;
- Measurement SW: DASY52, Version 52.8 (8); SEMCAD X Version 14.6.10 (7331)

Ch20525/z (axial) 4.2mm 50 x 50/ABM SNR(x,y,z) (13x13x1): Measurement grid: dx=10mm, dy=10mm
ABM1/ABM2 = 35.85 dB
ABM1 comp = 3.72 dBA/m
BWC Factor = 0.0063 dB
Location: 0, -12.5, 3.7 mm

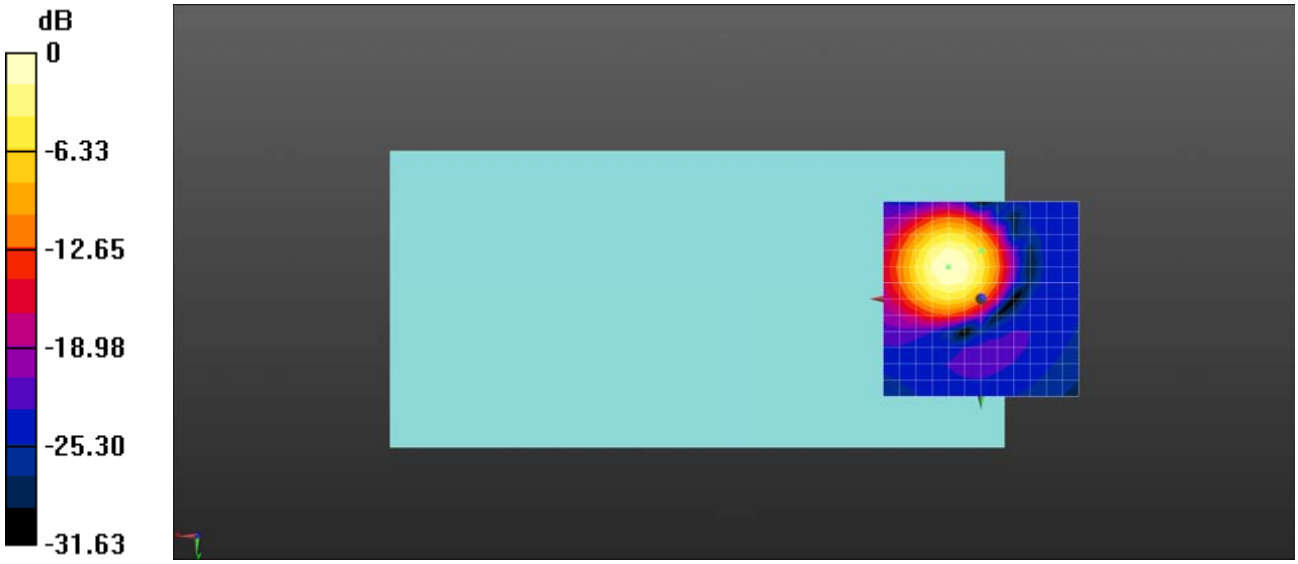

0 dB = 62.02 = 35.85 dB

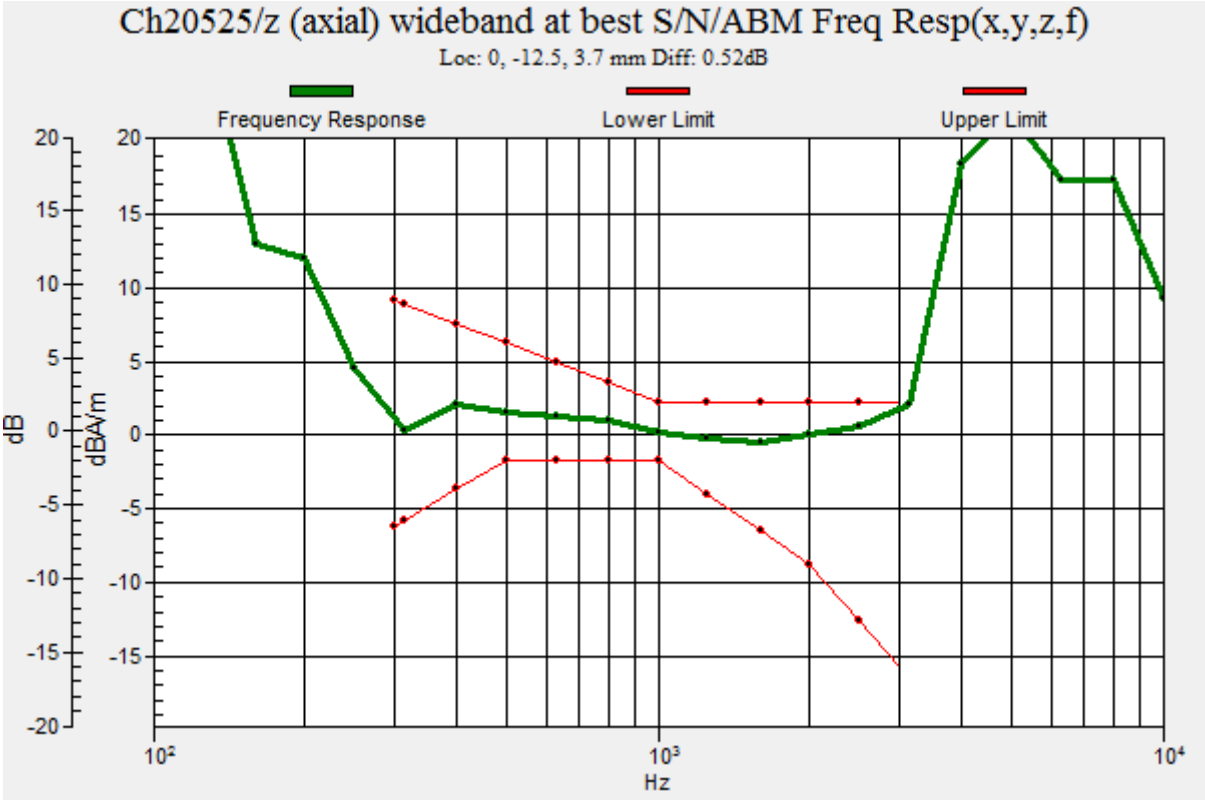
Ch20525/z (axial) wideband at best S/N/ABM Freq Resp(x,y,z,f)
Loc: 0, -12.5, 3.7 mm Diff: 0.52dB
Frequency Response
Lower Limit
Upper Limit
dB
dBA/m
Hz

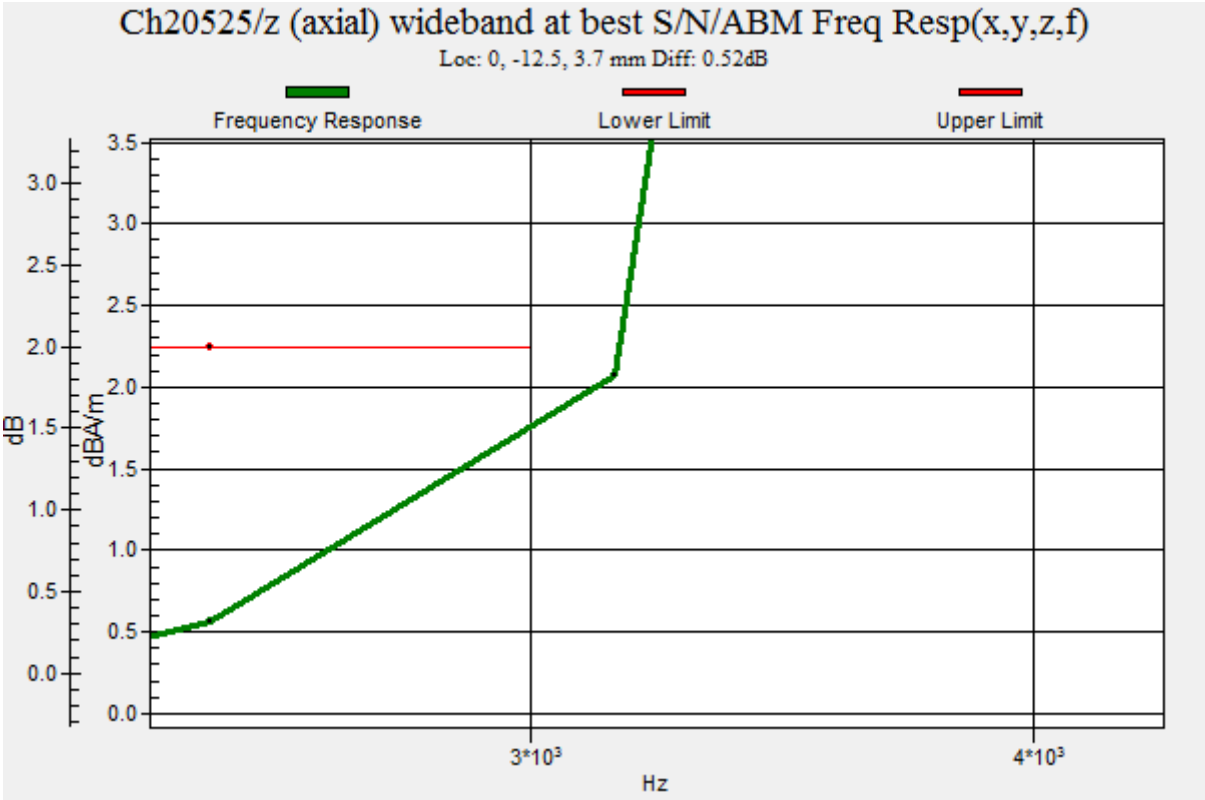
Ch20525/z (axial) wideband at best S/N/ABM Freq Resp(x,y,z,f)
Loc: 0, -12.5, 3.7 mm Diff: 0.52dB
Frequency Response
Lower Limit
Upper Limit
dB
dBA/m
Hz

HAC_T-Coil_LTE Band 5_10M_QPSK_1RB_0offset_AMR 12.2Kbps_Ch20525_Y

Communication System: UID 10177 - CAC, LTE-FDD (SC-FDMA, 1 RB, 5 MHz, QPSK);
Frequency: 836.5 MHz;Duty Cycle: 1:1
Medium: Air Medium parameters used: $\sigma = 0$ S/m, $\varepsilon_r = 1$; $\rho = 0$ kg/m^3
Ambient Temperature：23.2 ℃

DASY5 Configuration:
- Probe: AM1DV3 - 3128; ; Calibrated: 2020.06.18
- Sensor-Surface: 0mm (Fix Surface)
- Electronics: DAE4 Sn480; Calibrated: 2020.06.02
- Phantom: HAC Test Arch with AMCC; Type: SD HAC P01 BA;
- Measurement SW: DASY52, Version 52.8 (8); SEMCAD X Version 14.6.10 (7331)

Ch20525/y (transversal) 4.2mm 50 x 50/ABM SNR(x,y,z) (13x13x1): Measurement grid: dx=10mm, dy=10mm
ABM1/ABM2 = 35.88 dB
ABM1 comp = 1.49 dBA/m
BWC Factor = 0.0063 dB
Location: 4.2, -4.2, 3.7 mm



0 dB = 62.21 = 35.88 dB

HAC_T-Coil_LTE Band 12_10M_QPSK_1RB_0offset_AMR 12.2Kbps_Ch23095_Z

Communication System: UID 10175 - CAB, LTE-FDD (SC-FDMA, 1 RB, 10 MHz, QPSK);
Frequency: 707.5 MHz;Duty Cycle: 1:1
Medium: Air Medium parameters used: $\sigma = 0$ S/m, $\varepsilon_r = 1$; $\rho = 0$ kg/m^3
Ambient Temperature：23.2 ℃

DASY5 Configuration:
- Probe: AM1DV3 - 3128; ; Calibrated: 2020.06.18
- Sensor-Surface: 0mm (Fix Surface)
- Electronics: DAE4 Sn480; Calibrated: 2020.06.02
- Phantom: HAC Test Arch with AMCC; Type: SD HAC P01 BA;
- Measurement SW: DASY52, Version 52.8 (8); SEMCAD X Version 14.6.10 (7331)

Ch23095/z (axial) 4.2mm 50 x 50/ABM SNR(x,y,z) (13x13x1): Measurement grid: dx=10mm, dy=10mm
ABM1/ABM2 = 35.79 dB
ABM1 comp = 3.65 dBA/m
BWC Factor = 0.0074 dB
Location: 0, -12.5, 3.7 mm

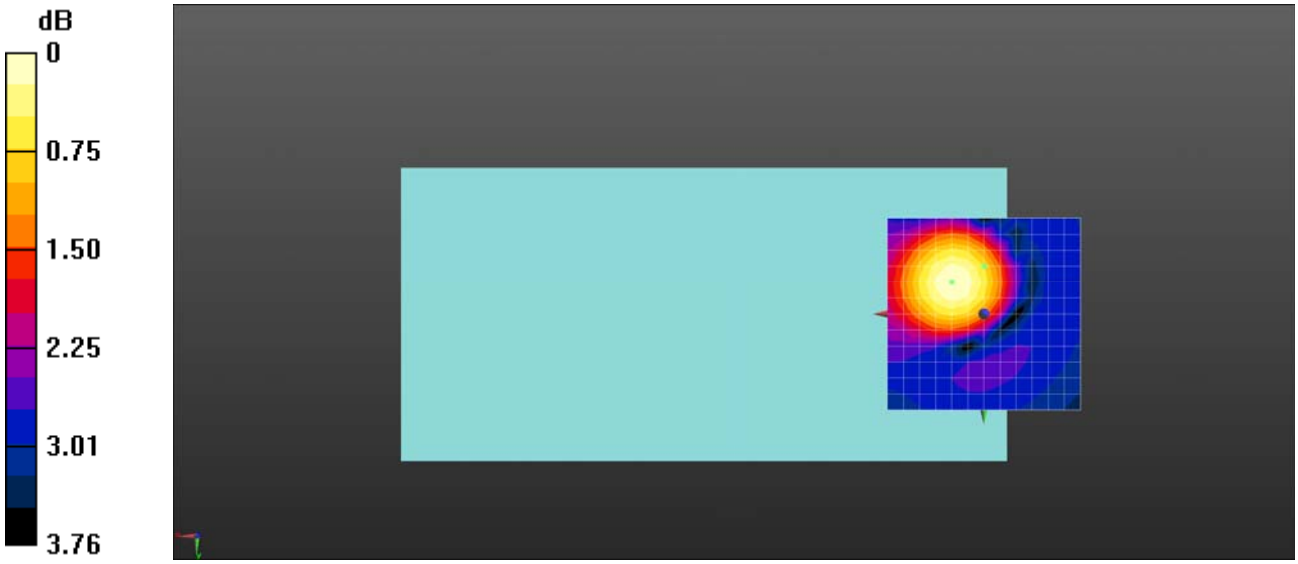

0 dB = 1.000 = 0.00 dB

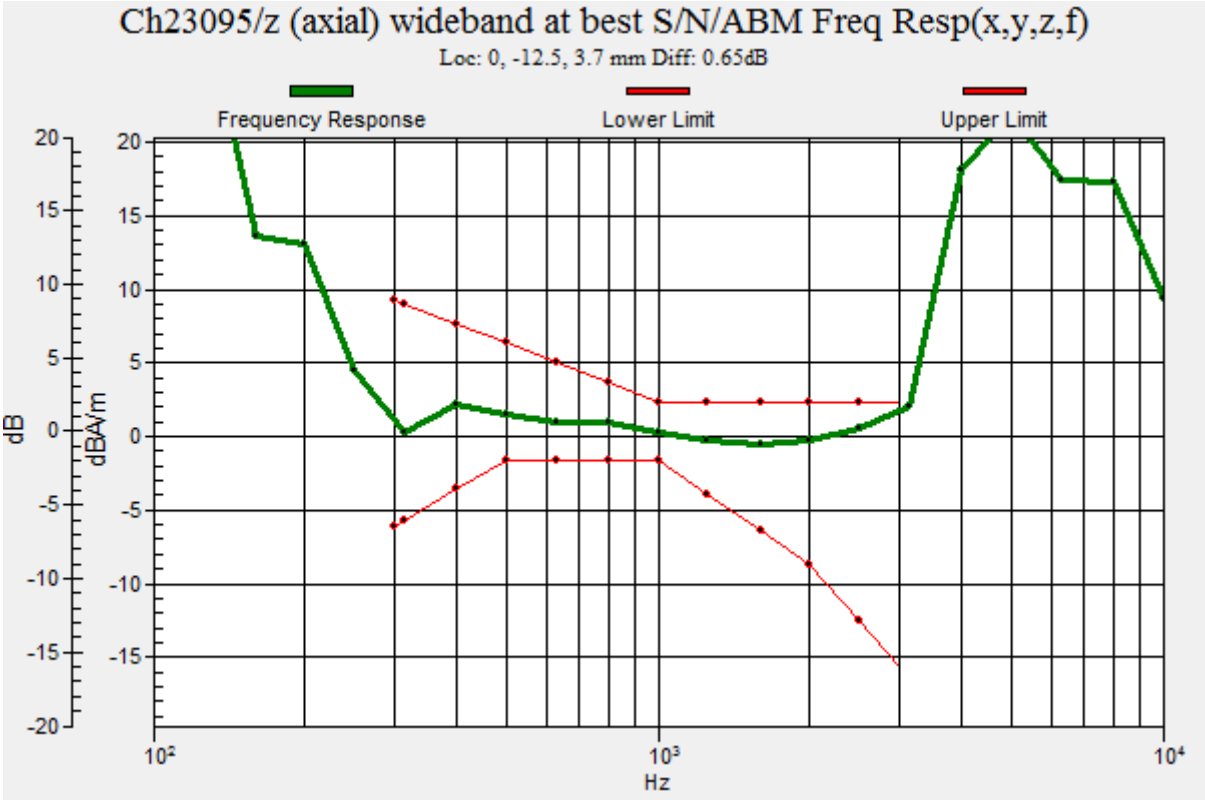
Ch23095/z (axial) wideband at best S/N/ABM Freq Resp(x,y,z,f)
Loc: 0, -12.5, 3.7 mm Diff: 0.65dB
Frequency Response
Lower Limit
Upper Limit
dB
dBA/m
20
15
10
5
0
-5
-10
-15
-20
10^2
10^3
10^4
Hz

HAC_T-Coil_LTE Band 12_10M_QPSK_1RB_0offset_AMR 12.2Kbps_Ch23095_Y

Communication System: UID 10175 - CAB, LTE-FDD (SC-FDMA, 1 RB, 10 MHz, QPSK);
Frequency: 707.5 MHz;Duty Cycle: 1:1
Medium: Air Medium parameters used: $\sigma = 0$ S/m, $\varepsilon_r = 1$; $\rho = 0$ kg/m^3
Ambient Temperature：23.2 ℃

DASY5 Configuration:
- Probe: AM1DV3 - 3128; ; Calibrated: 2020.06.18
- Sensor-Surface: 0mm (Fix Surface)
- Electronics: DAE4 Sn480; Calibrated: 2020.06.02
- Phantom: HAC Test Arch with AMCC; Type: SD HAC P01 BA;
- Measurement SW: DASY52, Version 52.8 (8); SEMCAD X Version 14.6.10 (7331)

Ch23095/y (transversal) 4.2mm 50 x 50/ABM SNR(x,y,z) (13x13x1): Measurement grid: dx=10mm, dy=10mm
ABM1/ABM2 = 35.79 dB
ABM1 comp = 4.30 dBA/m
BWC Factor = 0.0074 dB
Location: 4.2, 0, 3.7 mm



0 dB = 61.59 = 35.79 dB

HAC_T-Coil_LTE Band 13_10M_QPSK_1RB_0offset_AMR 12.2Kbps_Ch23230_Z

Communication System: UID 10175 - CAB, LTE-FDD (SC-FDMA, 1 RB, 10 MHz, QPSK);
Frequency: 782 MHz;Duty Cycle: 1:1
Medium: Air Medium parameters used: $\sigma = 0$ S/m, $\varepsilon_r = 1$; $\rho = 0$ kg/m^3
Ambient Temperature：23.2 ℃

DASY5 Configuration:
- Probe: AM1DV3 - 3128; ; Calibrated: 2020.06.18
- Sensor-Surface: 0mm (Fix Surface)
- Electronics: DAE4 Sn480; Calibrated: 2020.06.02
- Phantom: HAC Test Arch with AMCC; Type: SD HAC P01 BA;
- Measurement SW: DASY52, Version 52.8 (8); SEMCAD X Version 14.6.10 (7331)

Ch23230/z (axial) 4.2mm 50 x 50/ABM SNR(x,y,z) (13x13x1): Measurement grid: dx=10mm, dy=10mm
ABM1/ABM2 = 35.84 dB
ABM1 comp = 3.78 dBA/m
BWC Factor = 0.0072 dB
Location: 0, -12.5, 3.7 mm



0 dB = 61.93 = 35.84 dB

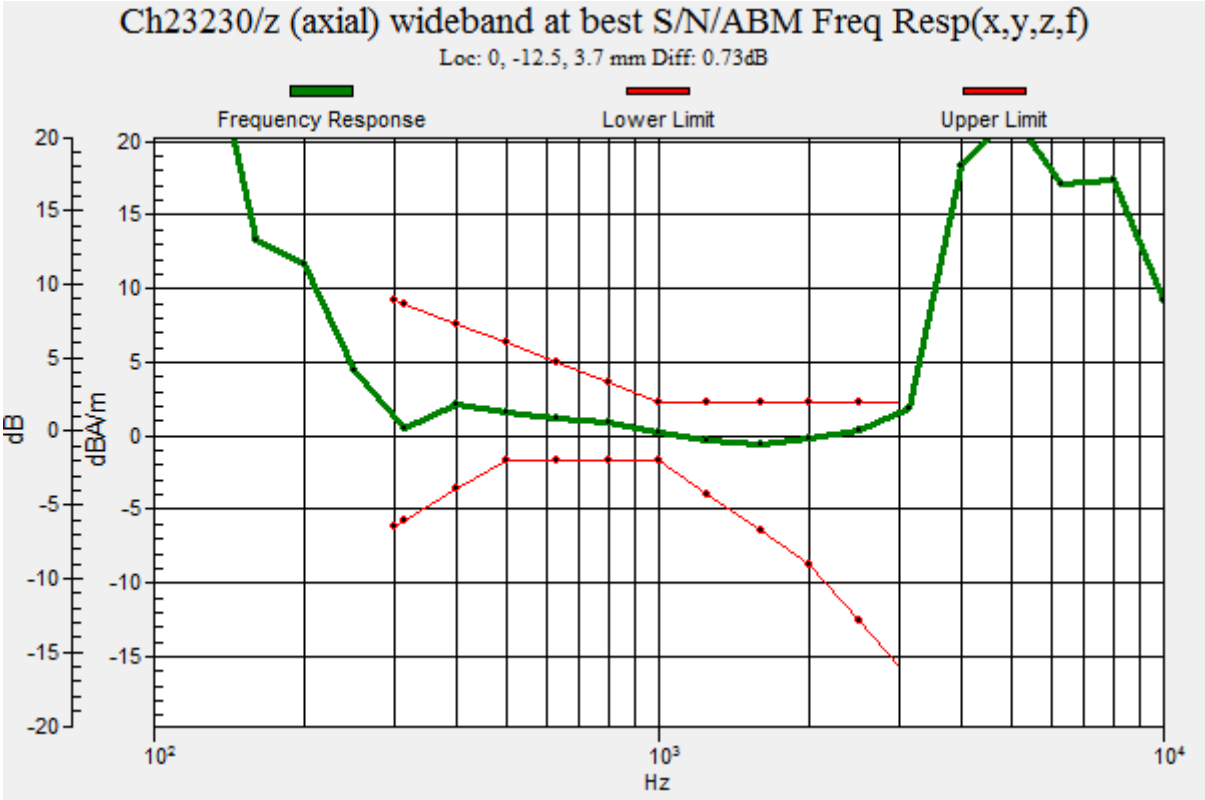
Ch23230/z (axial) wideband at best S/N/ABM Freq Resp(x,y,z,f)
Loc: 0, -12.5, 3.7 mm Diff: 0.73dB
Frequency Response
Lower Limit
Upper Limit
dB
dBA/m
20
15
10
5
0
-5
-10
-15
-20
10^2
10^3
10^4
Hz

HAC_T-Coil_LTE Band 13_10M_QPSK_1RB_0offset_AMR 12.2Kbps_Ch23230_Y

Communication System: UID 10175 - CAB, LTE-FDD (SC-FDMA, 1 RB, 10 MHz, QPSK);
Frequency: 782 MHz;Duty Cycle: 1:1
Medium: Air Medium parameters used: $\sigma = 0$ S/m, $\varepsilon_r = 1$; $\rho = 0$ kg/m^3
Ambient Temperature：23.2 ℃

DASY5 Configuration:
- Probe: AM1DV3 - 3128; ; Calibrated: 2020.06.18
- Sensor-Surface: 0mm (Fix Surface)
- Electronics: DAE4 Sn480; Calibrated: 2020.06.02
- Phantom: HAC Test Arch with AMCC; Type: SD HAC P01 BA;
- Measurement SW: DASY52, Version 52.8 (8); SEMCAD X Version 14.6.10 (7331)

Ch23230/y (transversal) 4.2mm 50 x 50/ABM SNR(x,y,z) (13x13x1): Measurement grid: dx=10mm, dy=10mm
ABM1/ABM2 = 35.69 dB
ABM1 comp = -2.34 dBA/m
BWC Factor = 0.0072 dB
Location: 0, -4.2, 3.7 mm



0 dB = 60.86 = 35.69 dB

HAC_T-Coil_LTE Band 17_10M_QPSK_1RB_0offset_AMR 12.2Kbps_Ch23790_Z

Communication System: UID 10175 - CAB, LTE-FDD (SC-FDMA, 1 RB, 10 MHz, QPSK);
Frequency: 710 MHz;Duty Cycle: 1:3.7325
Medium: Air Medium parameters used: $\sigma = 0$ S/m, $\varepsilon_r = 1$; $\rho = 0$ kg/m^3
Ambient Temperature：23.2 ℃

DASY5 Configuration:
- Probe: AM1DV3 - 3128; ; Calibrated: 2020.06.18
- Sensor-Surface: 0mm (Fix Surface)
- Electronics: DAE4 Sn480; Calibrated: 2020.06.02
- Phantom: HAC Test Arch with AMCC; Type: SD HAC P01 BA;
- Measurement SW: DASY52, Version 52.8 (8); SEMCAD X Version 14.6.10 (7331)

Ch23790/z (axial) 4.2mm 50 x 50/ABM Signal(x,y,z) (13x13x1): Measurement grid: dx=10mm, dy=10mm
ABM1/ABM2 = 35.75 dB
ABM1 comp = 3.00 dBA/m
BWC Factor = 0.0066 dB
Location: 4.2, -16.7, 3.7 mm

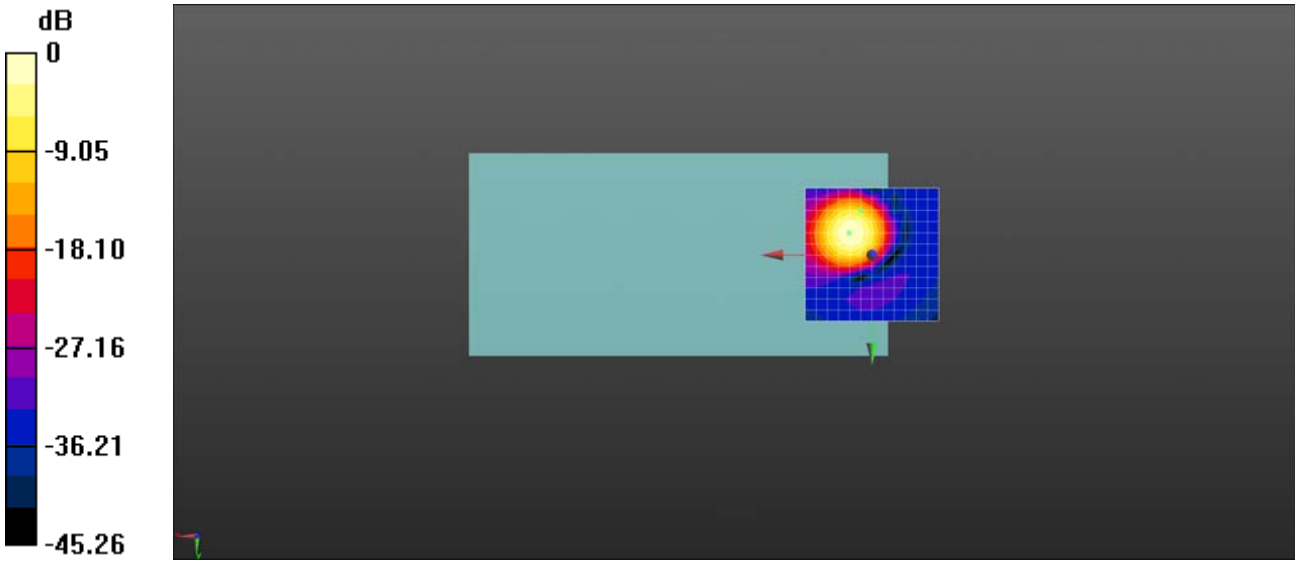

0 dB = 4.179 A/m = 12.42 dBA/m

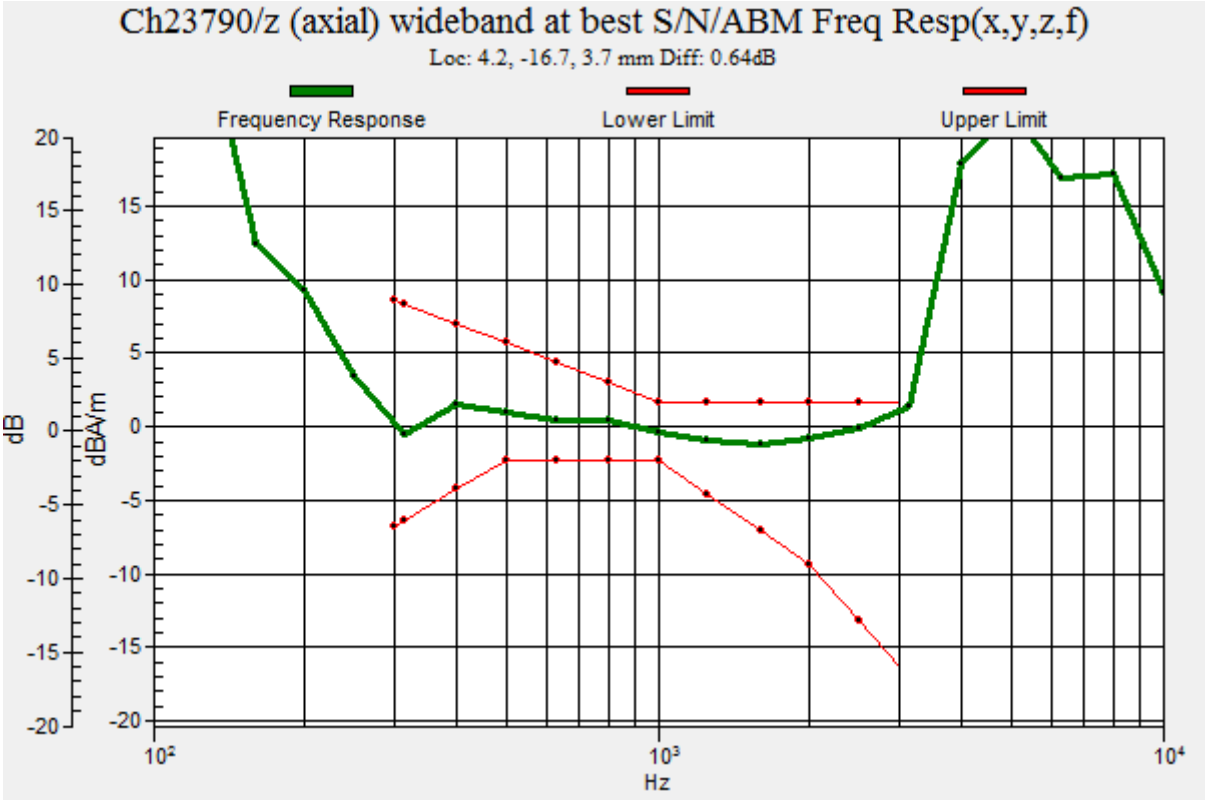
Ch23790/z (axial) wideband at best S/N/ABM Freq Resp(x,y,z,f)
Loc: 4.2, -16.7, 3.7 mm Diff: 0.64dB
Frequency Response
Lower Limit
Upper Limit
dB
dBA/m
Hz

HAC_T-Coil_LTE Band 17_10M_QPSK_1RB_0offset_AMR 12.2Kbps_Ch23790_Y

Communication System: UID 10175 - CAB, LTE-FDD (SC-FDMA, 1 RB, 10 MHz, QPSK);
Frequency: 710 MHz;Duty Cycle: 1:3.7325
Medium: Air Medium parameters used: $\sigma = 0$ S/m, $\varepsilon_r = 1$; $\rho = 0$ kg/m^3
Ambient Temperature：23.2 ℃

DASY5 Configuration:
- Probe: AM1DV3 - 3128; ; Calibrated: 2020.06.18
- Sensor-Surface: 0mm (Fix Surface)
- Electronics: DAE4 Sn480; Calibrated: 2020.06.02
- Phantom: HAC Test Arch with AMCC; Type: SD HAC P01 BA;
- Measurement SW: DASY52, Version 52.8 (8); SEMCAD X Version 14.6.10 (7331)

Ch23790/y (transversal) 4.2mm 50 x 50/ABM Signal(x,y,z) (13x13x1): Measurement grid: dx=10mm, dy=10mm
ABM1/ABM2 = 35.84 dB
ABM1 comp = 1.47 dBA/m
BWC Factor = 0.0066 dB
Location: 4.2, -4.2, 3.7 mm

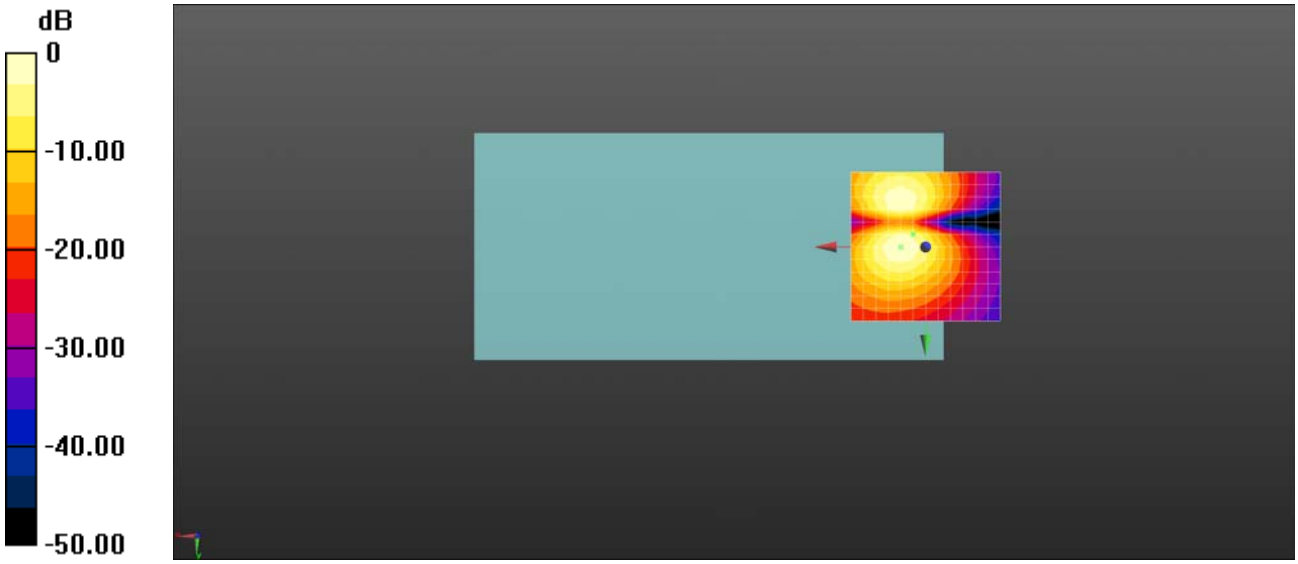

0 dB = 1.910 A/m = 5.62 dBA/m

HAC_T-Coil_LTE Band 25_20M_QPSK_1RB_0offset_AMR 12.2Kbps_Ch26365_Z

Communication System: UID 10169 - CAB, LTE-FDD (SC-FDMA, 1 RB, 20 MHz, QPSK);
Frequency: 1882.5 MHz;Duty Cycle: 1:1
Medium: Air Medium parameters used: $\sigma = 0$ S/m, $\varepsilon_r = 1$; $\rho = 0$ kg/m^3
Ambient Temperature：23.2 ℃

DASY5 Configuration:
- Probe: AM1DV3 - 3128; ; Calibrated: 2020.06.18
- Sensor-Surface: 0mm (Fix Surface)
- Electronics: DAE4 Sn480; Calibrated: 2020.06.02
- Phantom: HAC Test Arch with AMCC; Type: SD HAC P01 BA;
- Measurement SW: DASY52, Version 52.8 (8); SEMCAD X Version 14.6.10 (7331)

Ch26365/z (axial) 4.2mm 50 x 50/ABM SNR(x,y,z) (13x13x1): Measurement grid: dx=10mm, dy=10mm
ABM1/ABM2 = 35.65 dB
ABM1 comp = 5.71 dBA/m
BWC Factor = 0.0054 dB
Location: 0, -8.3, 3.7 mm

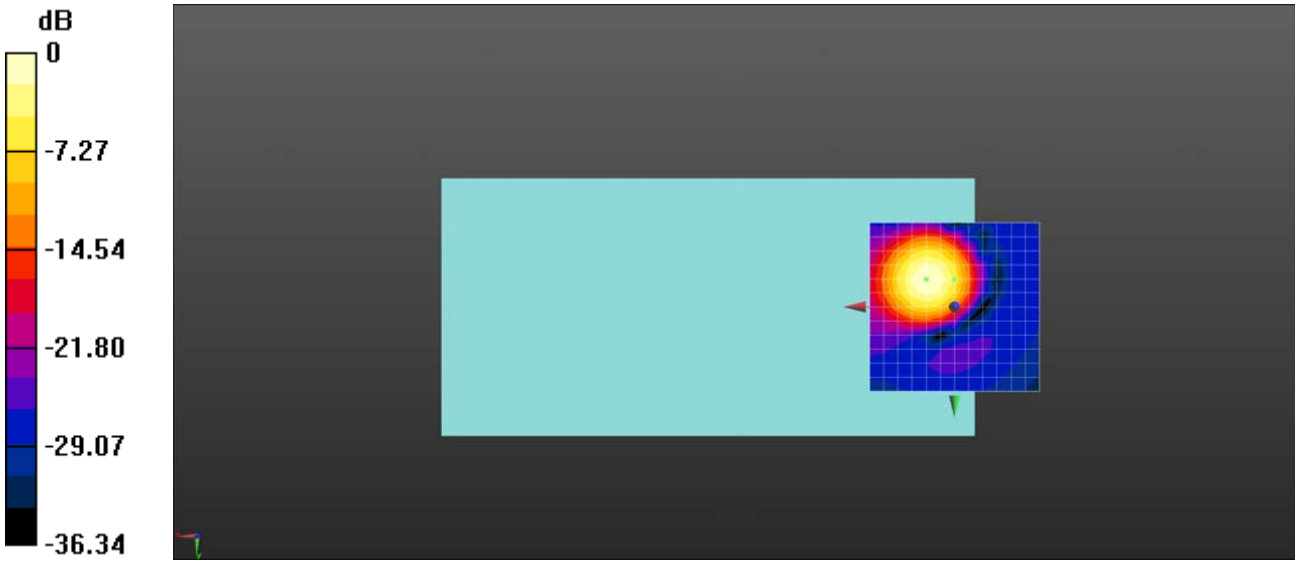

0 dB = 60.59 = 35.65 dB

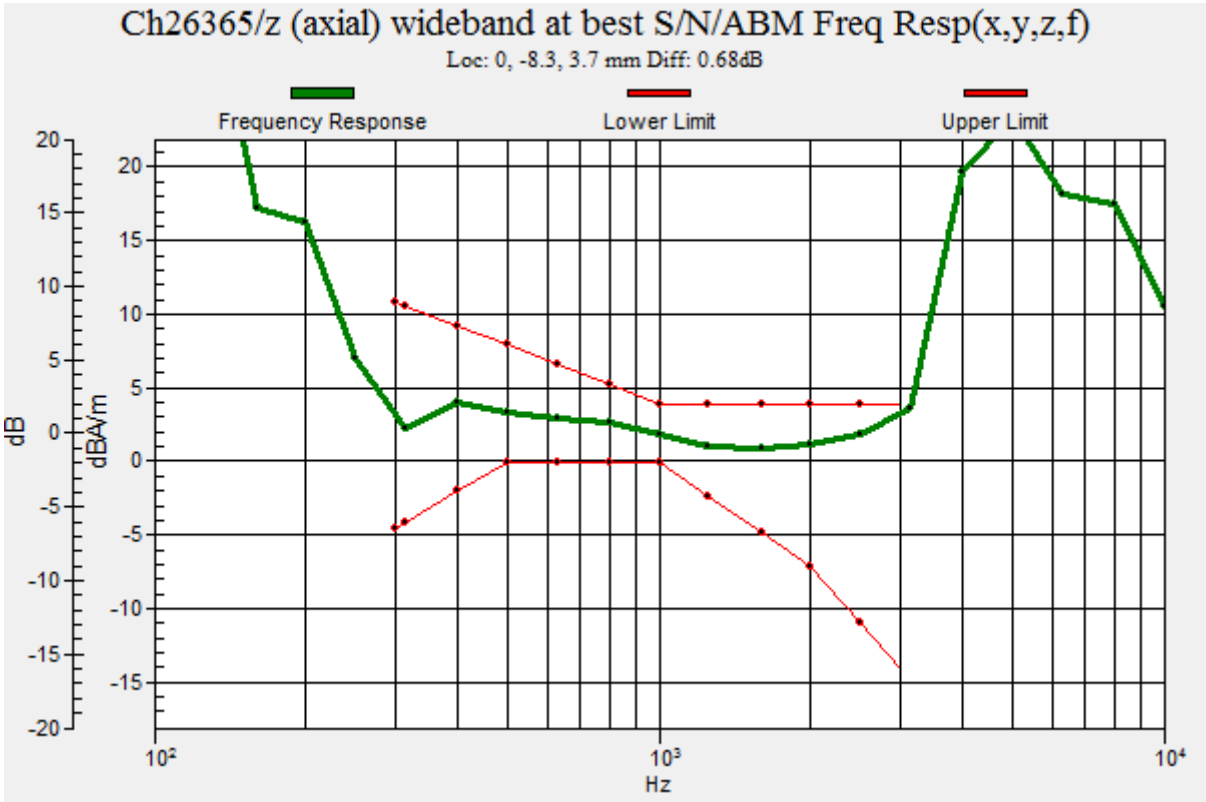
Ch26365/z (axial) wideband at best S/N/ABM Freq Resp(x,y,z,f)
Loc: 0, -8.3, 3.7 mm Diff: 0.68dB
Frequency Response
Lower Limit
Upper Limit
dB
dBA/m
Hz

HAC_T-Coil_LTE Band 25_20M_QPSK_1RB_0offset_AMR 12.2Kbps_Ch26365_Y

Communication System: UID 10169 - CAB, LTE-FDD (SC-FDMA, 1 RB, 20 MHz, QPSK);
Frequency: 1882.5 MHz;Duty Cycle: 1:1
Medium: Air Medium parameters used: $\sigma = 0$ S/m, $\varepsilon_r = 1$; $\rho = 0$ kg/m^3
Ambient Temperature：23.2 ℃

DASY5 Configuration:
- Probe: AM1DV3 - 3128; ; Calibrated: 2020.06.18
- Sensor-Surface: 0mm (Fix Surface)
- Electronics: DAE4 Sn480; Calibrated: 2020.06.02
- Phantom: HAC Test Arch with AMCC; Type: SD HAC P01 BA;
- Measurement SW: DASY52, Version 52.8 (8); SEMCAD X Version 14.6.10 (7331)

Ch26365/y (transversal) 4.2mm 50 x 50/ABM SNR(x,y,z) (13x13x1): Measurement grid: dx=10mm, dy=10mm
ABM1/ABM2 = 35.50 dB
ABM1 comp = 4.32 dBA/m
BWC Factor = 0.0054 dB
Location: 4.2, 0, 3.7 mm



0 dB = 59.57 = 35.50 dB

HAC_T-Coil_LTE Band 26_15M_QPSK_1RB_0offset_AMR 12.2Kbps_Ch26865_Z

Communication System: UID 10181 - CAB, LTE-FDD (SC-FDMA, 1 RB, 15 MHz, QPSK); Frequency: 831.5 MHz;Duty Cycle: 1:1
Medium: Air Medium parameters used: $\sigma = 0$ S/m, $\varepsilon_r = 1$; $\rho = 0$ kg/m^3
Ambient Temperature：23.2 ℃

DASY5 Configuration:
- Probe: AM1DV3 - 3128; ; Calibrated: 2020.06.18
- Sensor-Surface: 0mm (Fix Surface)
- Electronics: DAE4 Sn480; Calibrated: 2020.06.02
- Phantom: HAC Test Arch with AMCC; Type: SD HAC P01 BA;
- Measurement SW: DASY52, Version 52.8 (8); SEMCAD X Version 14.6.10 (7331)

Ch26365/z (axial) 4.2mm 50 x 50/ABM SNR(x,y,z) (13x13x1): Measurement grid: dx=10mm, dy=10mm
ABM1/ABM2 = 33.41 dB
ABM1 comp = -0.98 dBA/m
BWC Factor = -0.39 dB
Location: 0, -16.7, 3.7 mm

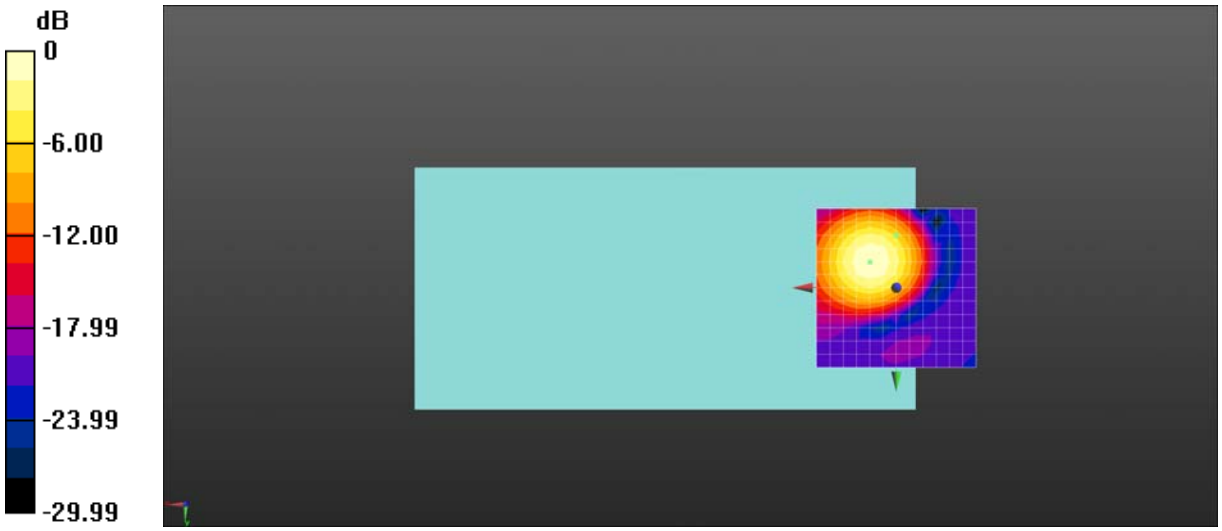

0 dB = 46.85 = 33.41 dB

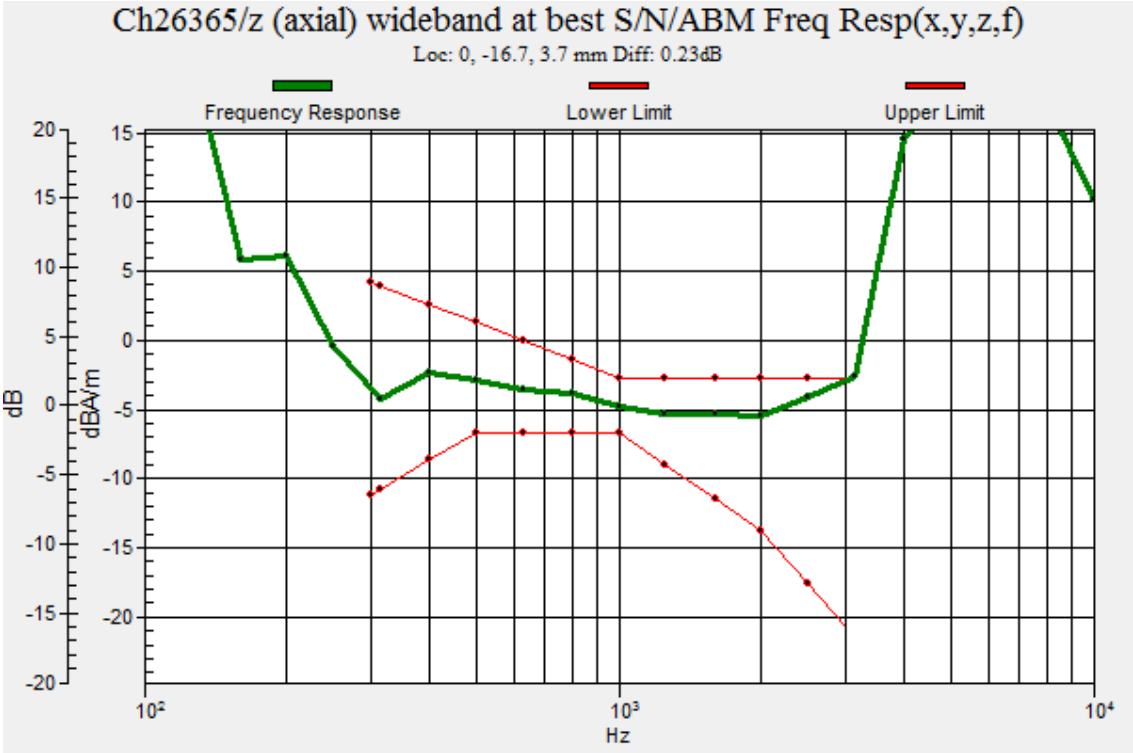
Ch26365/z (axial) wideband at best S/N/ABM Freq Resp(x,y,z,f)
Loc: 0, -16.7, 3.7 mm Diff: 0.23dB
Frequency Response
Lower Limit
Upper Limit
dB
dBA/m
Hz

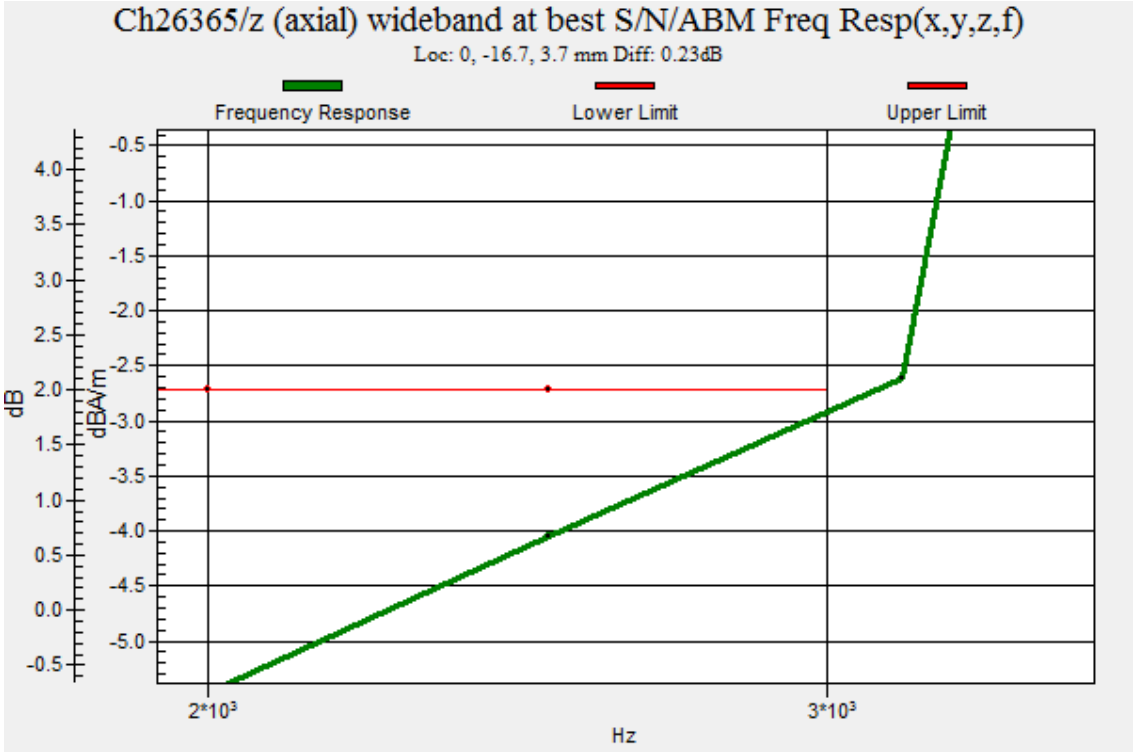
Ch26365/z (axial) wideband at best S/N/ABM Freq Resp(x,y,z,f)
Loc: 0, -16.7, 3.7 mm Diff: 0.23dB
Frequency Response
Lower Limit
Upper Limit
dB
dBA/m
Hz

HAC_T-Coil_LTE Band 26_15M_QPSK_1RB_0offset_AMR 12.2Kbps_Ch26865_Y

Communication System: UID 10181 - CAB, LTE-FDD (SC-FDMA, 1 RB, 15 MHz, QPSK);
Frequency: 831.5 MHz;Duty Cycle: 1:1
Medium: Air Medium parameters used: $\sigma = 0$ S/m, $\varepsilon_r = 1$; $\rho = 0$ kg/m^3
Ambient Temperature：23.2 ℃

DASY5 Configuration:
- Probe: AM1DV3 - 3128; ; Calibrated: 2020.06.18
- Sensor-Surface: 0mm (Fix Surface)
- Electronics: DAE4 Sn480; Calibrated: 2020.06.02
- Phantom: HAC Test Arch with AMCC; Type: SD HAC P01 BA;
- Measurement SW: DASY52, Version 52.8 (8); SEMCAD X Version 14.6.10 (7331)

Ch26365/y (transversal) 4.2mm 50 x 50/ABM SNR(x,y,z) (13x13x1): Measurement grid: dx=10mm, dy=10mm
ABM1/ABM2 = 33.54 dB
ABM1 comp = 1.21 dBA/m
BWC Factor = -0.39 dB
Location: 4.2, 0, 3.7 mm



0 dB = 47.55 = 33.54 dB

HAC_T-Coil_LTE Band 41_20M_QPSK_1RB_0offset_AMR 12.2Kbps_Ch40620_Z

Communication System: UID 10172 - CAB, LTE-TDD (SC-FDMA, 1 RB, 20 MHz, QPSK); Frequency: 2593 MHz;Duty Cycle: 1:1.59
Medium: Air Medium parameters used: $\sigma = 0$ S/m, $\varepsilon_r = 1$; $\rho = 0$ kg/m^3
Ambient Temperature：23.2 ℃

DASY5 Configuration:
- Probe: AM1DV3 - 3128; ; Calibrated: 2020.06.18
- Sensor-Surface: 0mm (Fix Surface)
- Electronics: DAE4 Sn480; Calibrated: 2020.06.02
- Phantom: HAC Test Arch with AMCC; Type: SD HAC P01 BA;
- Measurement SW: DASY52, Version 52.8 (8); SEMCAD X Version 14.6.10 (7331)

Ch40620/z (axial) 4.2mm 50 x 50/ABM SNR(x,y,z) (13x13x1): Measurement grid: dx=10mm, dy=10mm
ABM1/ABM2 = 33.74 dB
ABM1 comp = 7.09 dBA/m
BWC Factor = 0.02 dB
Location: 4.2, -12.5, 3.7 mm

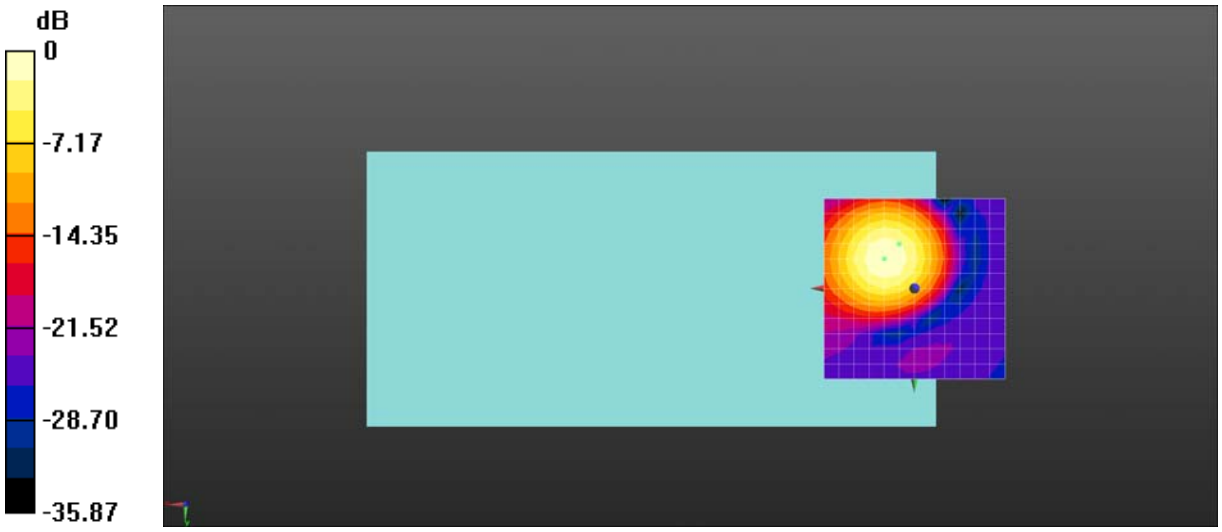

0 dB = 48.66 = 33.74 dB

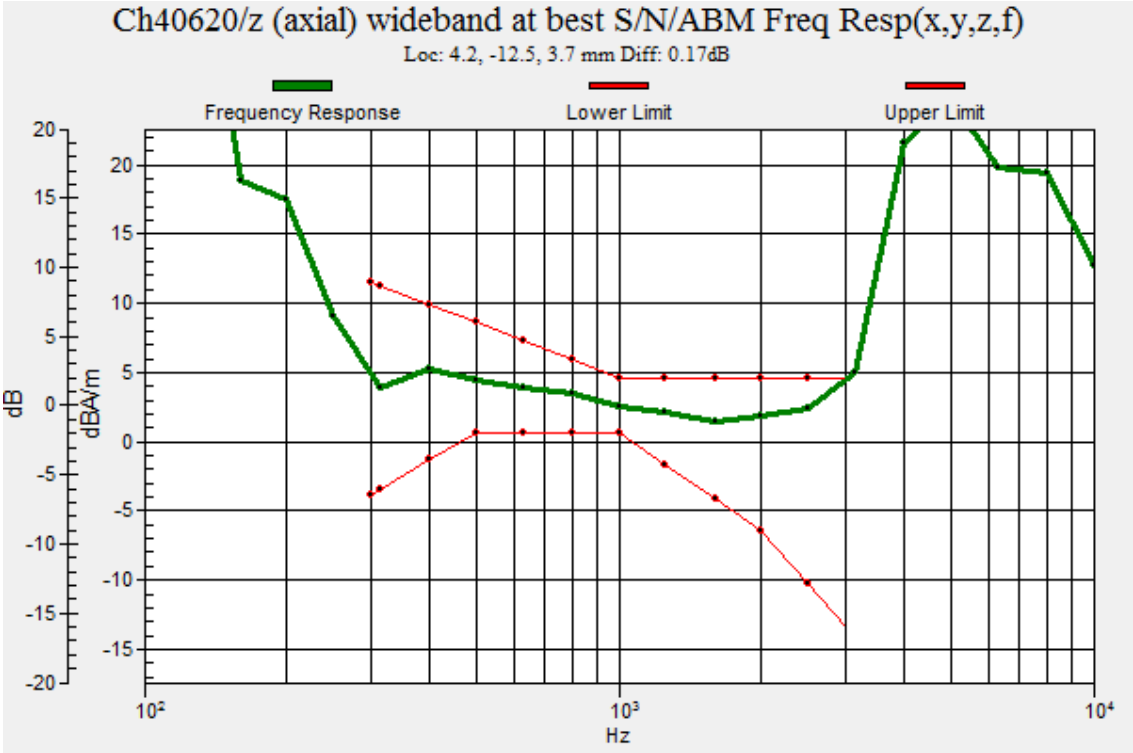
Ch40620/z (axial) wideband at best S/N/ABM Freq Resp(x,y,z,f)
Loc: 4.2, -12.5, 3.7 mm Diff: 0.17dB
Frequency Response
Lower Limit
Upper Limit
dB
dBA/m
Hz

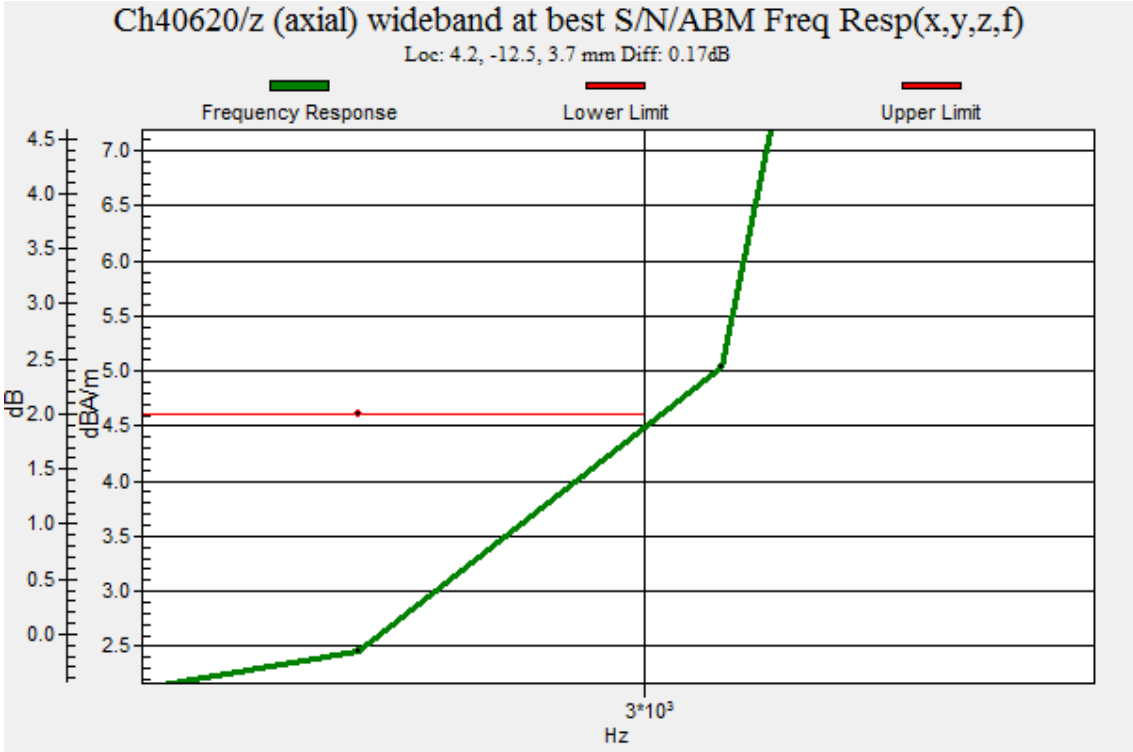
Ch40620/z (axial) wideband at best S/N/ABM Freq Resp(x,y,z,f)
Loc: 4.2, -12.5, 3.7 mm Diff: 0.17dB
Frequency Response
Lower Limit
Upper Limit
dB
dBA/m
Hz

HAC_T-Coil_LTE Band 41_20M_QPSK_1RB_0offse_AMR 12.2Kbps_Ch40620_Y

Communication System: UID 10172 - CAB, LTE-TDD (SC-FDMA, 1 RB, 20 MHz, QPSK);
Frequency: 2593 MHz;Duty Cycle: 1:1.59
Medium: Air Medium parameters used: $\sigma = 0$ S/m, $\varepsilon_r = 1$; $\rho = 0$ kg/m^3
Ambient Temperature：23.2 ℃

DASY5 Configuration:
- Probe: AM1DV3 - 3128; ; Calibrated: 2020.06.18
- Sensor-Surface: 0mm (Fix Surface)
- Electronics: DAE4 Sn480; Calibrated: 2020.06.02
- Phantom: HAC Test Arch with AMCC; Type: SD HAC P01 BA;
- Measurement SW: DASY52, Version 52.8 (8); SEMCAD X Version 14.6.10 (7331)

Ch40620/y (transversal) 4.2mm 50 x 50/ABM SNR(x,y,z) (13x13x1): Measurement grid: dx=10mm, dy=10mm
ABM1/ABM2 = 33.81 dB
ABM1 comp = -5.55 dBA/m
BWC Factor = 0.02 dB
Location: -4.2, 0, 3.7 mm



0 dB = 49.06 = 33.81 dB

HAC_T-Coil_LTE Band 66_20M_QPSK_1RB_0offset_AMR 12.2Kbps_Ch132322_Z

Communication System: UID 0, LTE-FDD (SC-FDMA, 1RB, 20MHz, QPSK) (0); Frequency: 1745 MHz;Duty Cycle: 1:1
Medium: Air Medium parameters used: $\sigma = 0$ S/m, $\varepsilon_r = 1$; $\rho = 0$ kg/m^3
Ambient Temperature：23.2 ℃

DASY5 Configuration:
- Probe: AM1DV3 - 3128; ; Calibrated: 2020.06.18
- Sensor-Surface: 0mm (Fix Surface)
- Electronics: DAE4 Sn480; Calibrated: 2020.06.02
- Phantom: HAC Test Arch with AMCC; Type: SD HAC P01 BA;
- Measurement SW: DASY52, Version 52.8 (8); SEMCAD X Version 14.6.10 (7331)

Ch132322/z (axial) 4.2mm 50 x 50/ABM SNR(x,y,z) (13x13x1): Measurement grid: dx=10mm, dy=10mm
ABM1/ABM2 = 33.79 dB
ABM1 comp = 2.95 dBA/m
BWC Factor = 0.02 dB
Location: 0, -12.5, 3.7 mm

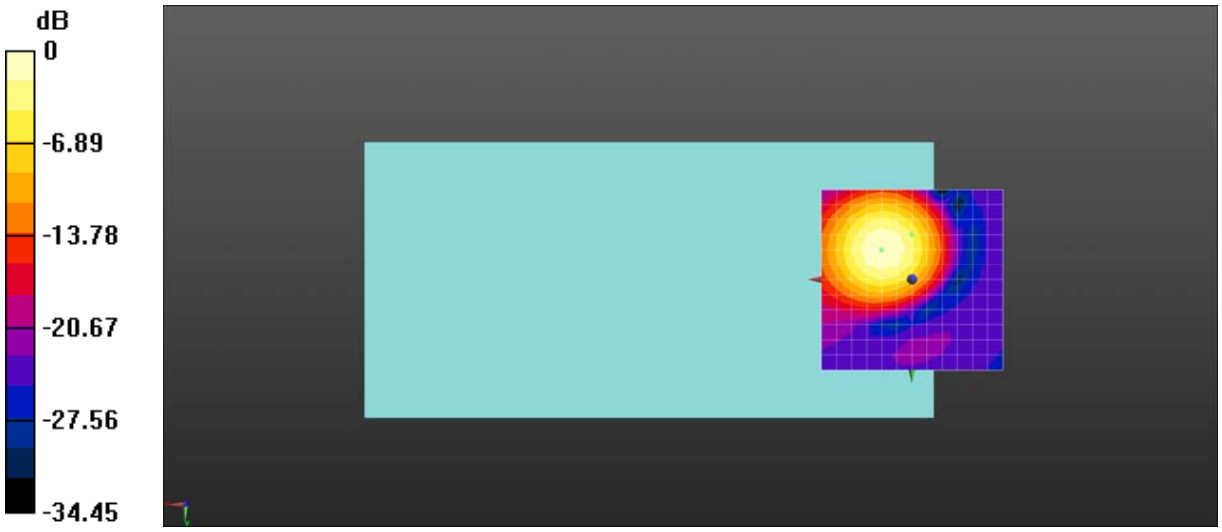

0 dB = 48.91 = 33.79 dB

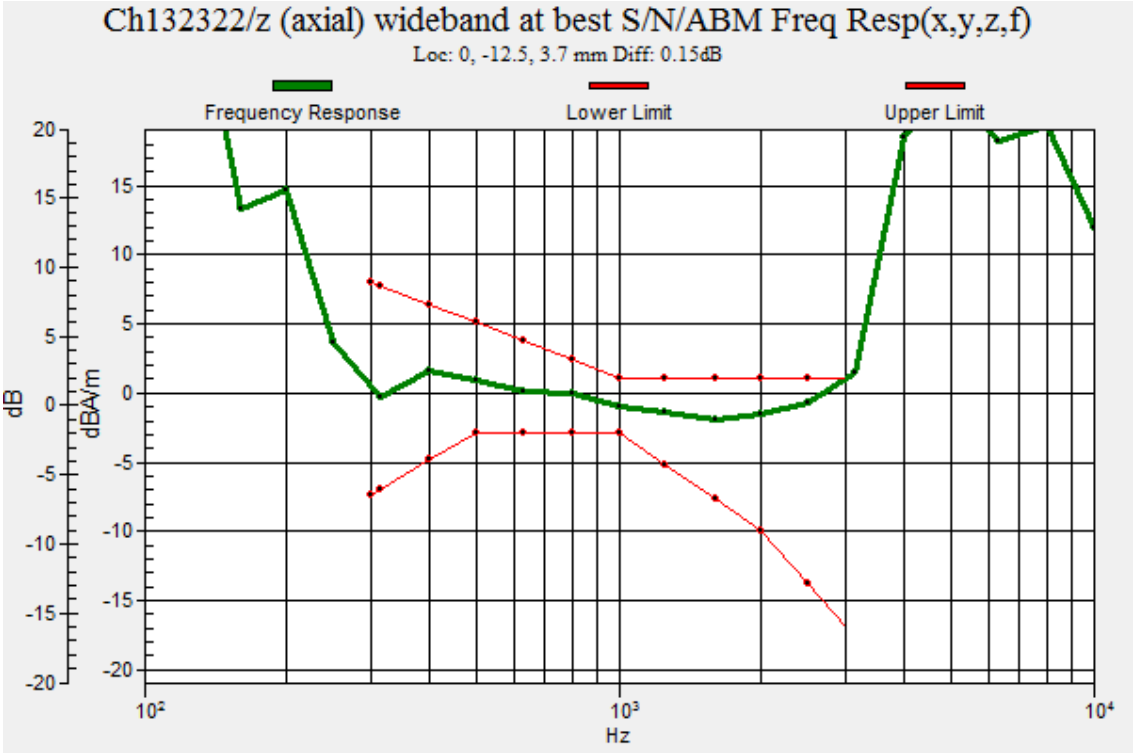
Ch132322/z (axial) wideband at best S/N/ABM Freq Resp(x,y,z,f)
Loc: 0, -12.5, 3.7 mm Diff: 0.15dB
Frequency Response
Lower Limit
Upper Limit
dB
dBA/m
Hz

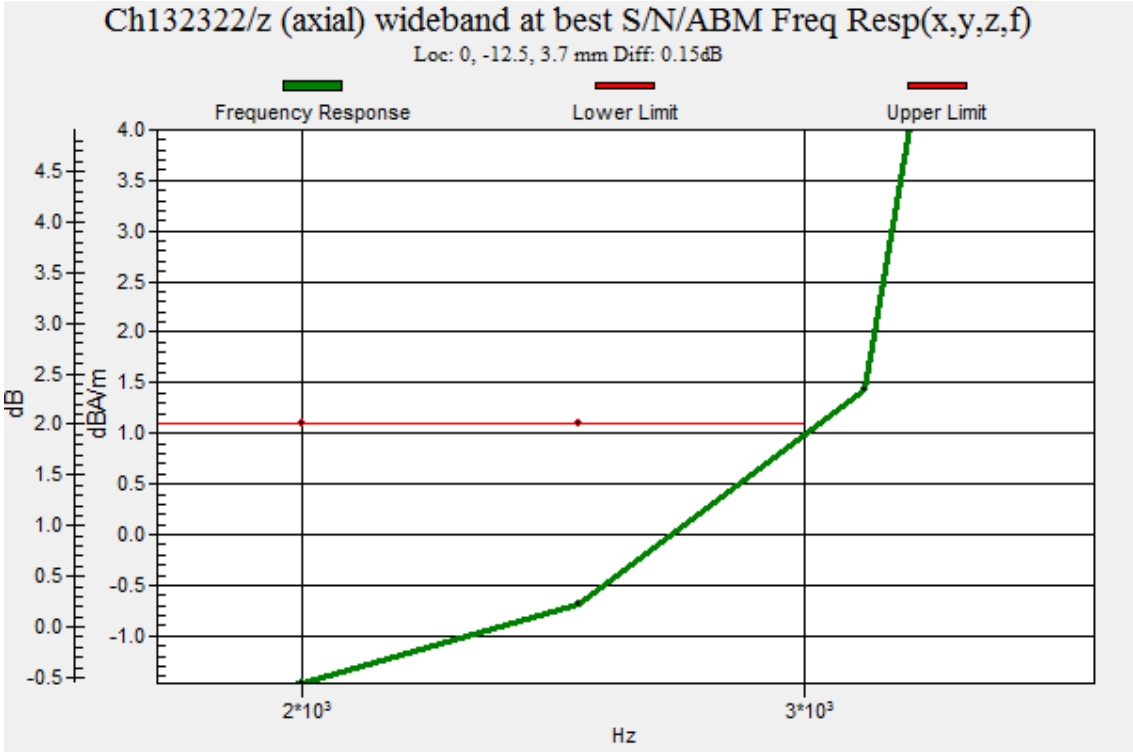
Ch132322/z (axial) wideband at best S/N/ABM Freq Resp(x,y,z,f)
Loc: 0, -12.5, 3.7 mm Diff: 0.15dB
Frequency Response
Lower Limit
Upper Limit
dB
dBA/m
Hz

HAC_T-Coil_LTE Band 66_20M_QPSK_1RB_0offset_AMR 12.2Kbps_Ch132322_Y

Communication System: UID 0, LTE-FDD (SC-FDMA, 1RB, 20MHz, QPSK) (0); Frequency: 1745 MHz;Duty Cycle: 1:1
Medium: Air Medium parameters used: $\sigma = 0$ S/m, $\varepsilon_r = 1$; $\rho = 0$ kg/m^3
Ambient Temperature：23.2 ℃

DASY5 Configuration:
- Probe: AM1DV3 - 3128; ; Calibrated: 2020.06.18
- Sensor-Surface: 0mm (Fix Surface)
- Electronics: DAE4 Sn480; Calibrated: 2020.06.02
- Phantom: HAC Test Arch with AMCC; Type: SD HAC P01 BA;
- Measurement SW: DASY52, Version 52.8 (8); SEMCAD X Version 14.6.10 (7331)

Ch132322/y (transversal) 4.2mm 50 x 50/ABM SNR(x,y,z) (13x13x1): Measurement grid: dx=10mm, dy=10mm
ABM1/ABM2 = 33.68 dB
ABM1 comp = 1.17 dBA/m
BWC Factor = 0.02 dB
Location: 4.2, 0, 3.7 mm

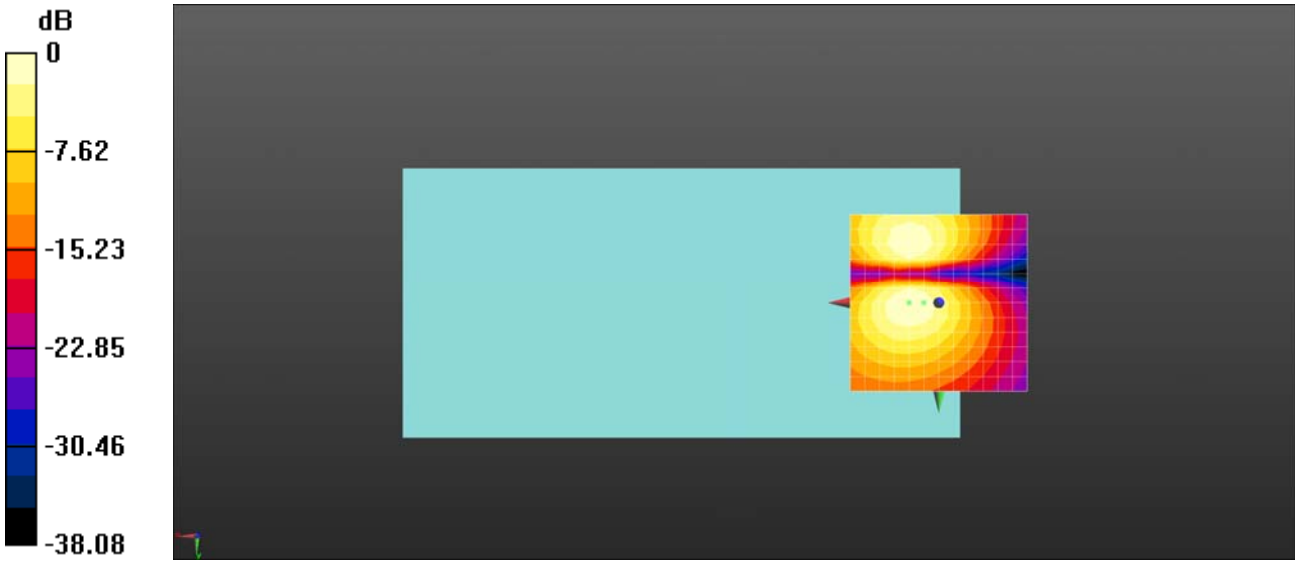

0 dB = 48.29 = 33.68 dB