Test Graph

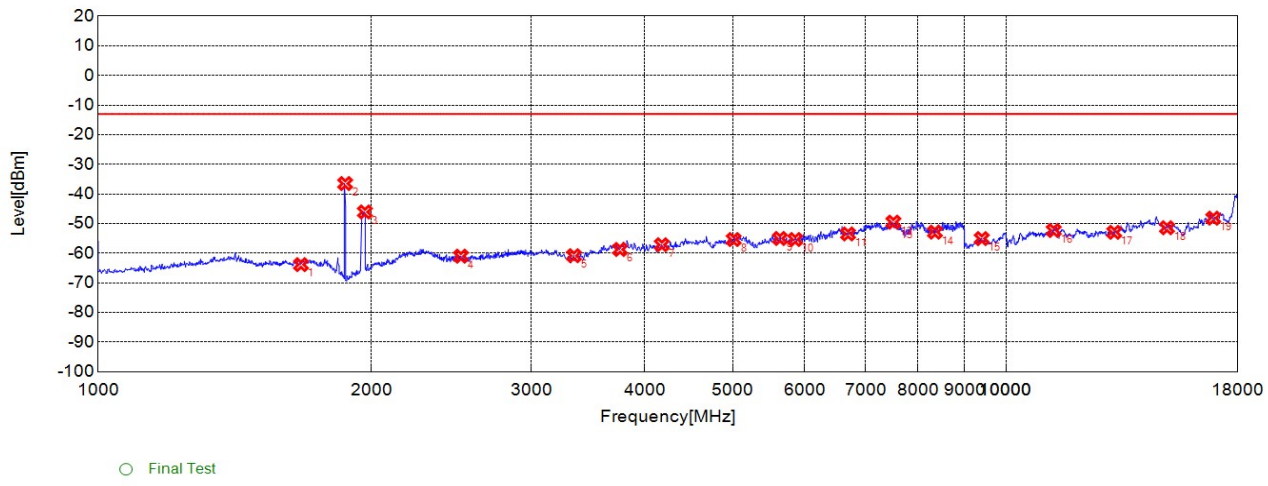

CA_2A-5A Mid 2A_20M 5A_10M 1RB 1-18G V

Suspected List

NO.	Freq. [MHz]	Level [dBm]	Limit [dBm]	Margin [dB]	Factor [dB]	Path [dB]	Air [dB]	Angle [°]	EUT Pol.	Ant. Pol.
1	1672.6730	-63.86	-13.00	50.86	-9.64	-46.29	36.65			Vertical
2	1870.8710	-36.5	-13.00	23.50	-10.76	-46.69	35.93			NA
3	1966.9670	-46.09	-13.00	33.09	-10.37	-46.38	36.01			NA
4	2509.5100	-61	-13.00	48.00	-10.63	-47.19	36.56			Vertical
5	3342.3420	-60.84	-13.00	47.84	-10.54	-48.06	37.52			Vertical
6	3756.7570	-58.74	-13.00	45.74	-8.36	-47.42	39.06			Vertical
7	4177.1770	-57.15	-13.00	44.15	-7.19	-46.68	39.49			Vertical
8	5012.0120	-55.38	-13.00	42.38	-2.94	-43.82	40.88			Vertical
9	5636.6370	-55.02	-13.00	42.02	-2.43	-42.90	40.47			Vertical
10	5858.8590	-55.37	-13.00	42.37	-1.14	-42.30	41.16			Vertical
11	6699.7000	-53.5	-13.00	40.50	1.22	-41.65	42.87			Vertical
12	7516.5170	-49.52	-13.00	36.52	7.47	-38.22	45.69			Vertical
13	7528.5290	-50.91	-13.00	37.91	7.28	-38.33	45.61			Vertical
14	8351.3510	-52.89	-13.00	39.89	6.41	-38.33	44.74			Vertical
15	9405.4050	-55.07	-13.00	42.07	12.56	-36.48	49.04			Vertical
16	11288.2880	-52.32	-13.00	39.32	14.89	-33.99	48.88			Vertical
17	13162.1620	-52.95	-13.00	39.95	19.65	-29.49	49.14			Vertical
18	15045.0450	-51.41	-13.00	38.41	20.38	-29.19	49.57			Vertical
19	16918.9190	-48.17	-13.00	35.17	23.77	-27.94	51.71			Vertical

Test Graph

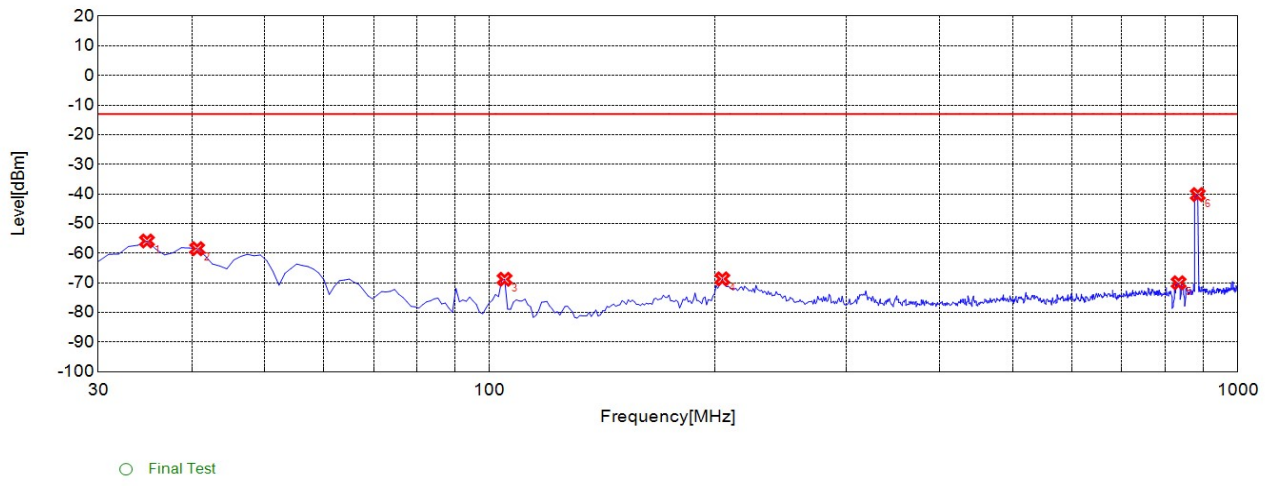

CA_2A-5A Mid 2A_20M 5A_10M 1RB 30M-1G H

Suspected List

NO.	Freq. [MHz]	Level [dBm]	Limit [dBm]	Margin [dB]	Factor [dB]	Path [dB]	Air [dB]	Angle [°]	EUT Pol.	Ant. Pol.
1	34.8550	-55.88	-13.00	42.88	-9.37	-39.58	30.21			Horizontal
2	40.6810	-58.47	-13.00	45.47	-7.05	-39.53	32.48			Horizontal
3	104.7650	-68.8	-13.00	55.80	-17.53	-38.70	21.17			Horizontal
4	204.7750	-68.67	-13.00	55.67	-14.51	-37.71	23.20			Horizontal
5	833.9640	-69.97	-13.00	56.97	-2.67	-34.14	31.47			NA
6	884.4540	-40.22	-13.00	27.22	-2.10	-34.01	31.91			NA

Test Graph

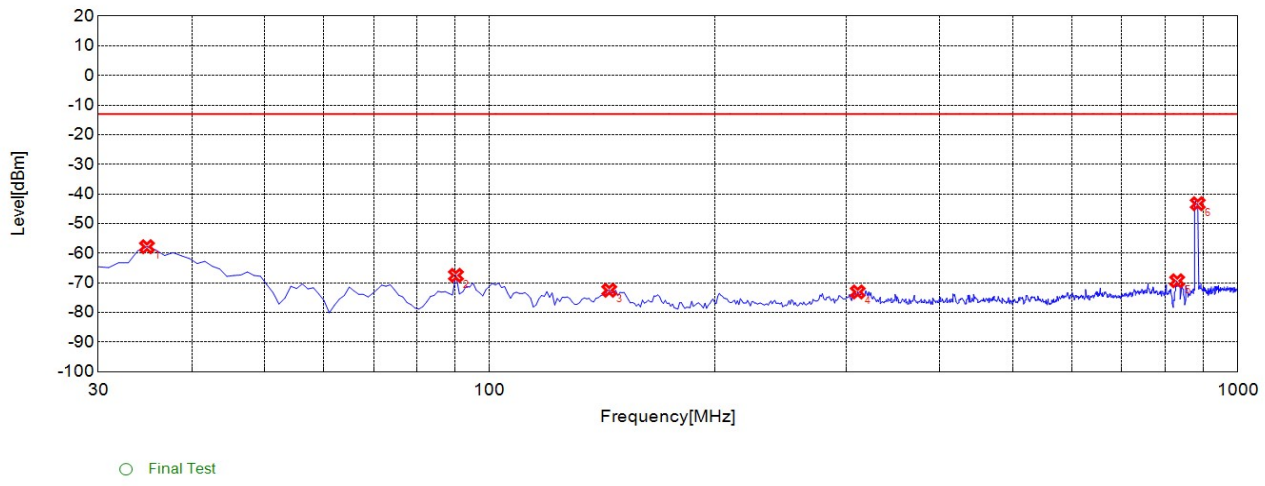

CA_2A-5A Mid 2A_20M 5A_10M 1RB 30M-1G V

Suspected List										
NO.	Freq. [MHz]	Level [dBm]	Limit [dBm]	Margin [dB]	Factor [dB]	Path [dB]	Air [dB]	Angle [°]	EUT Pol.	Ant. Pol.
1	34.8550	-57.81	-13.00	44.81	-16.68	-39.58	22.90			Vertical
2	90.2000	-67.48	-13.00	54.48	-16.50	-38.71	22.21			Vertical
3	144.5750	-72.51	-13.00	59.51	-15.84	-38.62	22.78			Vertical
4	310.6110	-73.09	-13.00	60.09	-11.80	-36.96	25.16			Vertical
5	830.0800	-69.31	-13.00	56.31	-2.53	-34.15	31.62			NA
6	884.4540	-43.3	-13.00	30.30	-1.41	-34.01	32.60			NA

Test Graph

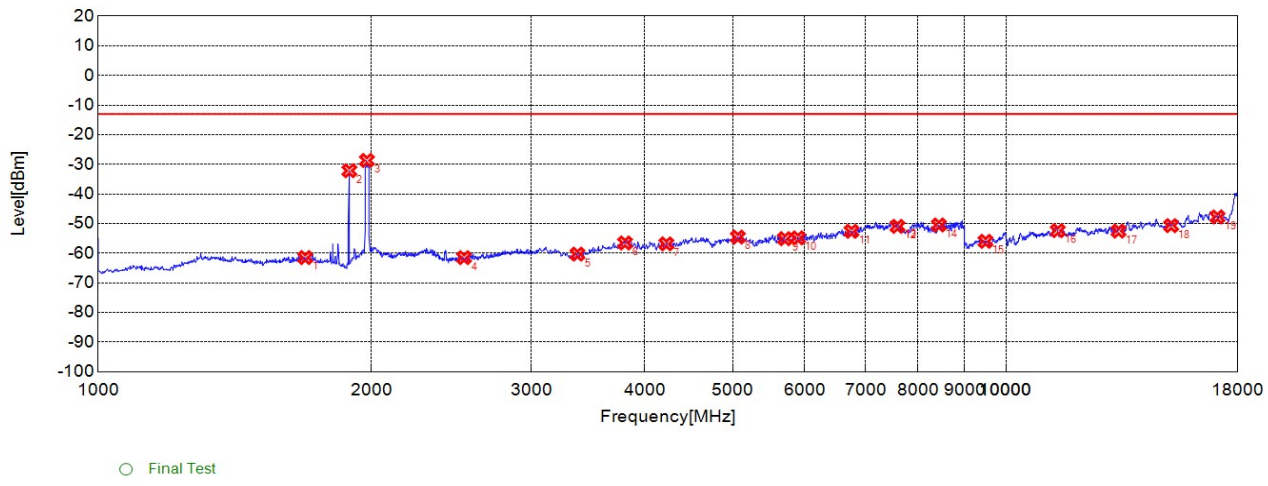

CA_2A-5A High 2A_20M 5A_10M 1RB 1-18G H

Suspected List

NO.	Freq. [MHz]	Level [dBm]	Limit [dBm]	Margin [dB]	Factor [dB]	Path [dB]	Air [dB]	Angle [°]	EUT Pol.	Ant. Pol.
1	1690.6910	-61.47	-13.00	48.47	-8.54	-46.34	37.80			Horizontal
2	1890.8910	-32.17	-13.00	19.17	-6.33	-46.73	40.40			NA
3	1976.9770	-28.7	-13.00	15.70	-4.62	-46.34	41.72			NA
4	2529.5300	-61.5	-13.00	48.50	-10.63	-47.38	36.75			Horizontal
5	3372.3720	-60.31	-13.00	47.31	-9.58	-47.80	38.22			Horizontal
6	3804.8050	-56.54	-13.00	43.54	-6.56	-46.06	39.50			Horizontal
7	4225.2250	-56.85	-13.00	43.85	-6.89	-46.61	39.72			Horizontal
8	5066.0660	-54.57	-13.00	41.57	-2.36	-43.85	41.49			Horizontal
9	5708.7090	-55.1	-13.00	42.10	-1.86	-42.74	40.88			Horizontal
10	5900.9010	-54.83	-13.00	41.83	-1.36	-42.66	41.30			Horizontal
11	6759.7600	-52.61	-13.00	39.61	1.85	-41.02	42.87			Horizontal
12	7594.5950	-50.94	-13.00	37.94	7.27	-37.84	45.11			Horizontal
13	7600.6010	-50.68	-13.00	37.68	7.29	-37.76	45.05			Horizontal
14	8435.4350	-50.47	-13.00	37.47	6.81	-38.17	44.98			Horizontal
15	9495.4950	-56	-13.00	43.00	10.77	-37.44	48.21			Horizontal
16	11405.4050	-52.39	-13.00	39.39	15.96	-33.51	49.47			Horizontal
17	13306.3060	-52.53	-13.00	39.53	20.57	-29.02	49.59			Horizontal
18	15207.2070	-50.72	-13.00	37.72	21.05	-29.35	50.40			Horizontal
19	17099.0990	-47.77	-13.00	34.77	24.02	-27.37	51.39			Horizontal

Test Graph

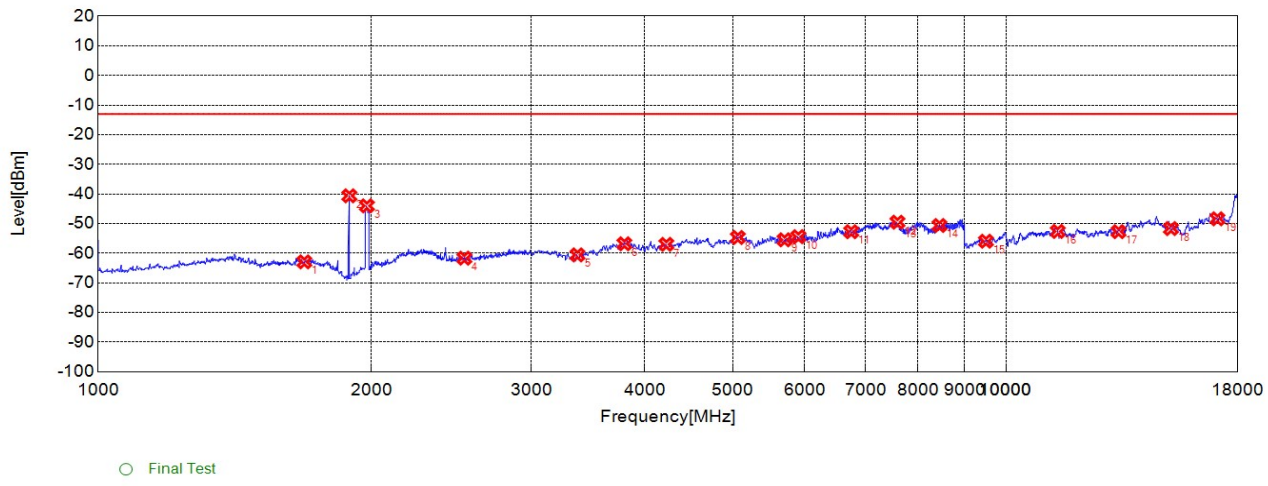

CA_2A-5A High 2A_20M 5A_10M 1RB 1-18G V

Suspected List

NO.	Freq. [MHz]	Level [dBm]	Limit [dBm]	Margin [dB]	Factor [dB]	Path [dB]	Air [dB]	Angle [°]	EUT Pol.	Ant. Pol.
1	1686.6870	-62.92	-13.00	49.92	-9.53	-46.33	36.80			Vertical
2	1890.8910	-40.63	-13.00	27.63	-11.12	-46.73	35.61			NA
3	1976.9770	-44.02	-13.00	31.02	-10.25	-46.34	36.09			NA
4	2531.5320	-61.67	-13.00	48.67	-10.78	-47.40	36.62			Vertical
5	3372.3720	-60.57	-13.00	47.57	-10.24	-47.80	37.56			Vertical
6	3798.7990	-56.82	-13.00	43.82	-6.93	-45.99	39.06			Vertical
7	4225.2250	-57.02	-13.00	44.02	-7.10	-46.61	39.51			Vertical
8	5066.0660	-54.69	-13.00	41.69	-2.45	-43.85	41.40			Vertical
9	5702.7030	-55.48	-13.00	42.48	-2.06	-42.74	40.68			Vertical
10	5906.9070	-54.42	-13.00	41.42	-1.29	-42.63	41.34			Vertical
11	6753.7540	-52.75	-13.00	39.75	2.05	-40.97	43.02			Vertical
12	7594.5950	-49.54	-13.00	36.54	7.36	-37.84	45.20			Vertical
13	7600.6010	-50.51	-13.00	37.51	7.41	-37.76	45.17			Vertical
14	8447.4470	-50.65	-13.00	37.65	6.83	-38.08	44.91			Vertical
15	9504.5050	-55.95	-13.00	42.95	11.05	-37.36	48.41			Vertical
16	11405.4050	-52.65	-13.00	39.65	15.83	-33.51	49.34			Vertical
17	13306.3060	-52.73	-13.00	39.73	20.19	-29.02	49.21			Vertical
18	15198.1980	-51.68	-13.00	38.68	19.95	-29.15	49.10			Vertical
19	17099.0990	-48.39	-13.00	35.39	23.21	-27.37	50.58			Vertical

Test Graph

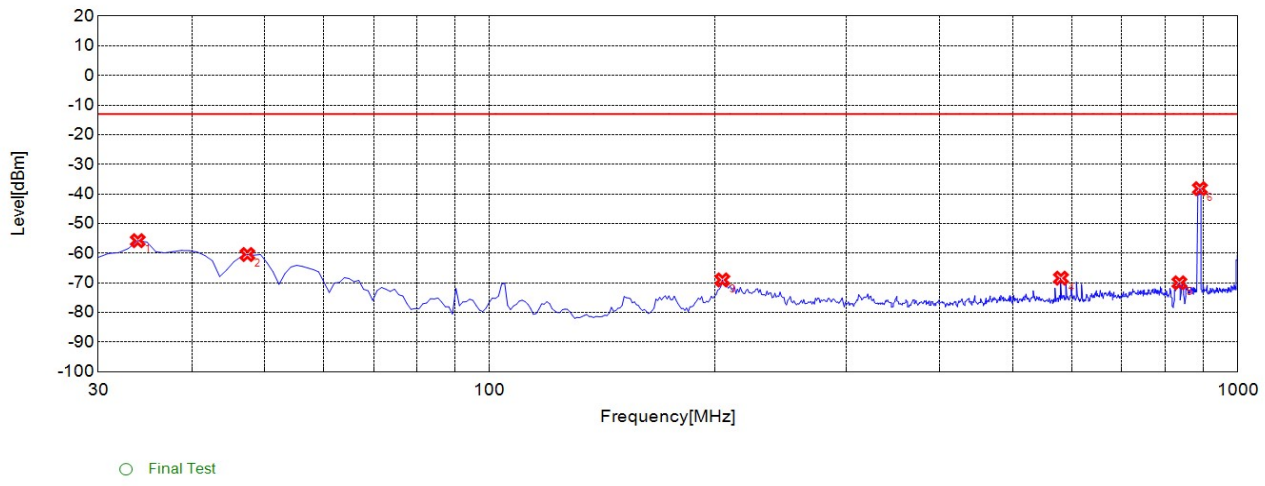

CA_2A-5A High 2A_20M 5A_10M 1RB 30M-1G H

Suspected List

NO.	Freq. [MHz]	Level [dBm]	Limit [dBm]	Margin [dB]	Factor [dB]	Path [dB]	Air [dB]	Angle [°]	EUT Pol.	Ant. Pol.
1	33.8840	-55.78	-13.00	42.78	-9.81	-39.59	29.78			Horizontal
2	47.4770	-60.44	-13.00	47.44	-7.02	-39.48	32.46			Horizontal
3	204.7750	-69.03	-13.00	56.03	-14.51	-37.71	23.20			Horizontal
4	580.5410	-68.43	-13.00	55.43	-6.11	-34.89	28.78			Horizontal
5	835.9060	-69.99	-13.00	56.99	-2.61	-34.13	31.52			NA
6	890.2800	-38.22	-13.00	25.22	-2.01	-33.99	31.98			NA

Test Graph

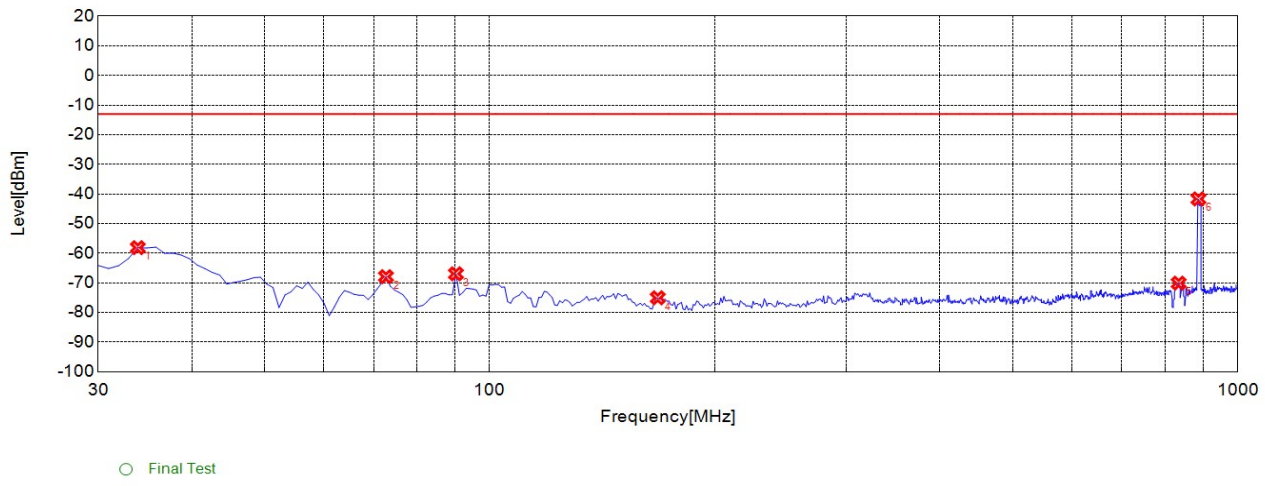

CA_2A-5A High 2A_20M 5A_10M 1RB 30M-1G V

Suspected List

NO.	Freq. [MHz]	Level [dBm]	Limit [dBm]	Margin [dB]	Factor [dB]	Path [dB]	Air [dB]	Angle [°]	EUT Pol.	Ant. Pol.
1	33.8840	-58.13	-13.00	45.13	-16.76	-39.59	22.83			Vertical
2	72.7230	-67.91	-13.00	54.91	-18.79	-39.40	20.61			Vertical
3	90.2000	-66.96	-13.00	53.96	-16.50	-38.71	22.21			Vertical
4	167.8780	-75.06	-13.00	62.06	-17.10	-38.18	21.08			Vertical
5	833.9640	-70.1	-13.00	57.10	-2.63	-34.14	31.51			NA
6	886.3960	-41.69	-13.00	28.69	-1.32	-34.00	32.68			NA

2A_12A

Test Graph

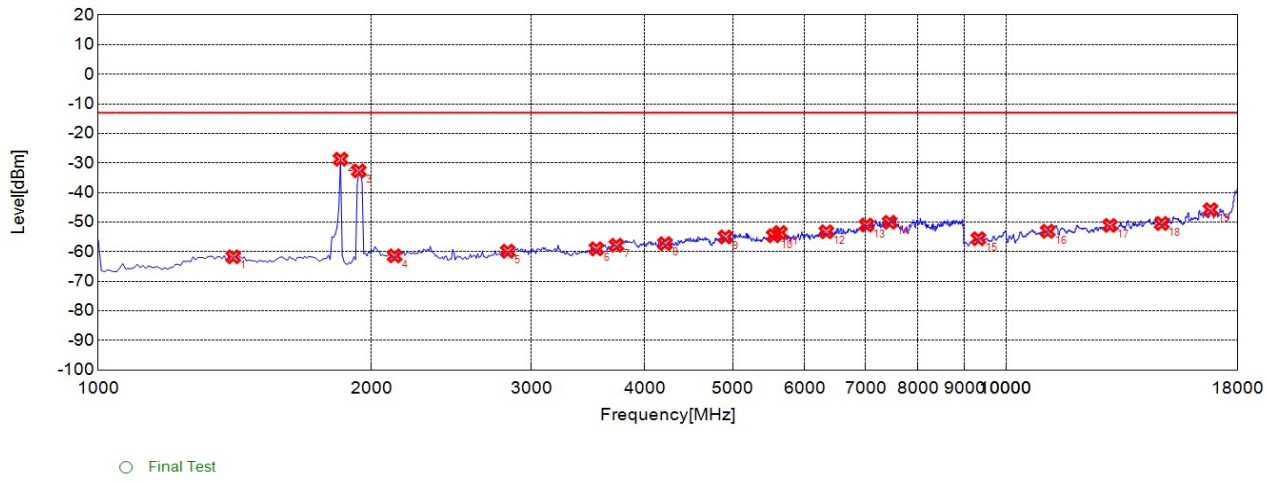

CA_2A-12A Low 2A_20M 12A_10M 1RB 1-18G H

Suspected List

NO.	Freq. [MHz]	Level [dBm]	Limit [dBm]	Margin [dB]	Factor [dB]	Path [dB]	Air [dB]	Angle [°]	EUT Pol.	Ant. Pol.
1	1408.4080	-61.73	-13.00	48.73	-8.55	-45.36	36.81			Horizontal
2	1848.8490	-28.73	-13.00	15.73	-7.33	-46.65	39.32			NA
3	1936.9370	-32.68	-13.00	19.68	-5.36	-46.51	41.15			NA
4	2121.1210	-61.42	-13.00	48.42	-8.22	-47.08	38.86			Horizontal
5	2825.8260	-59.82	-13.00	46.82	-9.19	-47.72	38.53			Horizontal
6	3538.5390	-59.04	-13.00	46.04	-8.72	-47.85	39.13			Horizontal
7	3722.7230	-57.82	-13.00	44.82	-7.87	-47.08	39.21			Horizontal
8	4211.2110	-57.28	-13.00	44.28	-6.76	-46.44	39.68			Horizontal
9	4907.9080	-55.01	-13.00	42.01	-2.97	-44.05	41.08			Horizontal
10	5548.5490	-54.62	-13.00	41.62	-2.02	-42.77	40.75			Horizontal
11	5636.6370	-53.51	-13.00	40.51	-2.08	-42.90	40.82			Horizontal
12	6341.3410	-53.27	-13.00	40.27	-0.27	-42.48	42.21			Horizontal
13	7022.0220	-50.99	-13.00	37.99	4.49	-39.86	44.35			Horizontal
14	7446.4460	-50.05	-13.00	37.05	6.97	-38.84	45.81			Horizontal
15	9324.3240	-55.62	-13.00	42.62	11.65	-37.14	48.79			Horizontal
16	11117.1170	-53.09	-13.00	40.09	14.14	-34.65	48.79			Horizontal
17	13018.0180	-51.12	-13.00	38.12	20.32	-29.83	50.15			Horizontal
18	14846.8470	-50.45	-13.00	37.45	20.64	-29.19	49.83			Horizontal
19	16801.8020	-45.8	-13.00	32.80	25.30	-26.29	51.59			Horizontal

Test Graph

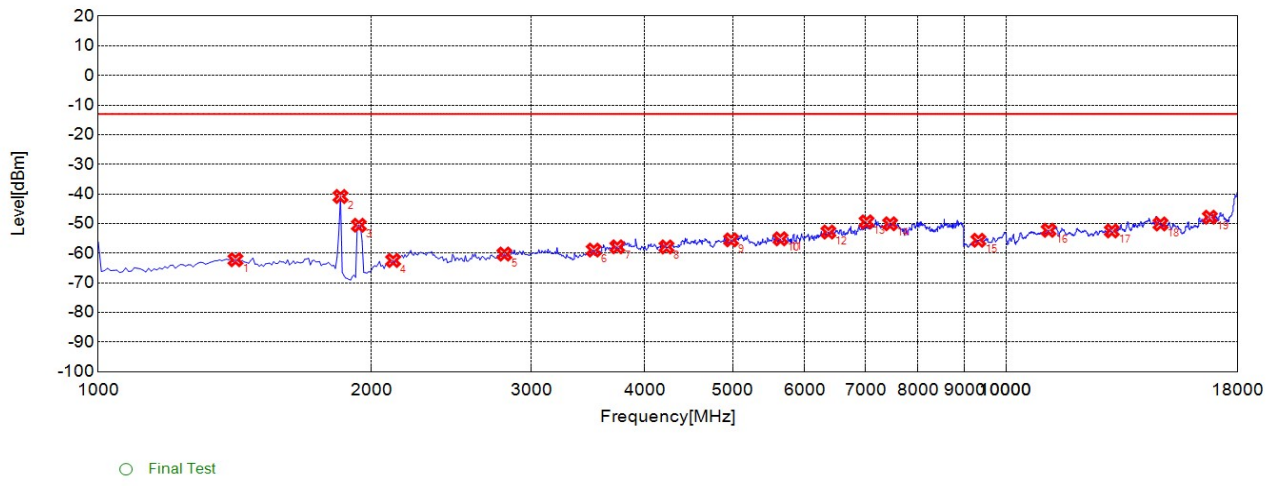

CA_2A-12A Low 2A_20M 12A_10M 1RB 1-18G V

Suspected List

NO.	Freq. [MHz]	Level [dBm]	Limit [dBm]	Margin [dB]	Factor [dB]	Path [dB]	Air [dB]	Angle [°]	EUT Pol.	Ant. Pol.
1	1416.4160	-62.2	-13.00	49.20	-8.38	-45.37	36.99			Vertical
2	1848.8490	-40.86	-13.00	27.86	-10.37	-46.65	36.28			NA
3	1936.9370	-50.56	-13.00	37.56	-10.75	-46.51	35.76			NA
4	2113.1130	-62.45	-13.00	49.45	-9.93	-47.18	37.25			Vertical
5	2801.8020	-60.29	-13.00	47.29	-9.82	-47.94	38.12			Vertical
6	3514.5150	-58.95	-13.00	45.95	-8.96	-47.55	38.59			Vertical
7	3730.7310	-57.85	-13.00	44.85	-8.18	-47.25	39.07			Vertical
8	4227.2270	-57.88	-13.00	44.88	-7.13	-46.64	39.51			Vertical
9	4979.9800	-55.5	-13.00	42.50	-3.50	-44.24	40.74			Vertical
10	5644.6450	-55.15	-13.00	42.15	-2.36	-42.85	40.49			Vertical
11	5692.6930	-54.74	-13.00	41.74	-2.10	-42.75	40.65			Vertical
12	6373.3730	-52.85	-13.00	39.85	0.19	-42.32	42.51			Vertical
13	7022.0220	-49.43	-13.00	36.43	4.33	-39.86	44.19			Vertical
14	7454.4540	-50.07	-13.00	37.07	6.77	-38.76	45.53			Vertical
15	9324.3240	-55.63	-13.00	42.63	11.58	-37.14	48.72			Vertical
16	11144.1440	-52.27	-13.00	39.27	14.19	-34.74	48.93			Vertical
17	13081.0810	-52.48	-13.00	39.48	19.23	-29.98	49.21			Vertical
18	14801.8020	-50.13	-13.00	37.13	21.00	-29.37	50.37			Vertical
19	16774.7750	-47.85	-13.00	34.85	23.36	-27.52	50.88			Vertical

Test Graph

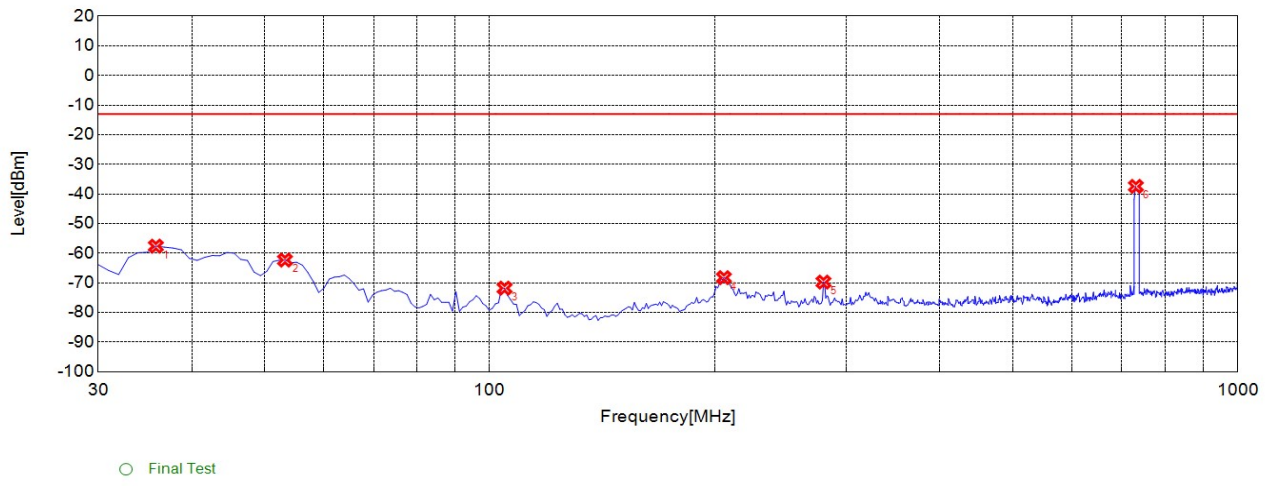

CA_2A-12A Low 2A_20M 12A_10M 1RB 30M-1G H

Suspected List

NO.	Freq. [MHz]	Level [dBm]	Limit [dBm]	Margin [dB]	Factor [dB]	Path [dB]	Air [dB]	Angle [°]	EUT Pol.	Ant. Pol.
1	35.8260	-57.63	-13.00	44.63	-8.93	-39.57	30.64			Horizontal
2	53.3030	-62.31	-13.00	49.31	-8.31	-39.47	31.16			Horizontal
3	104.7650	-71.8	-13.00	58.80	-17.53	-38.70	21.17			Horizontal
4	205.7460	-68.26	-13.00	55.26	-14.42	-37.68	23.26			Horizontal
5	279.5400	-69.75	-13.00	56.75	-12.04	-37.04	25.00			Horizontal
6	731.0410	-37.44	-13.00	24.44	-3.46	-34.27	30.81			NA

Test Graph

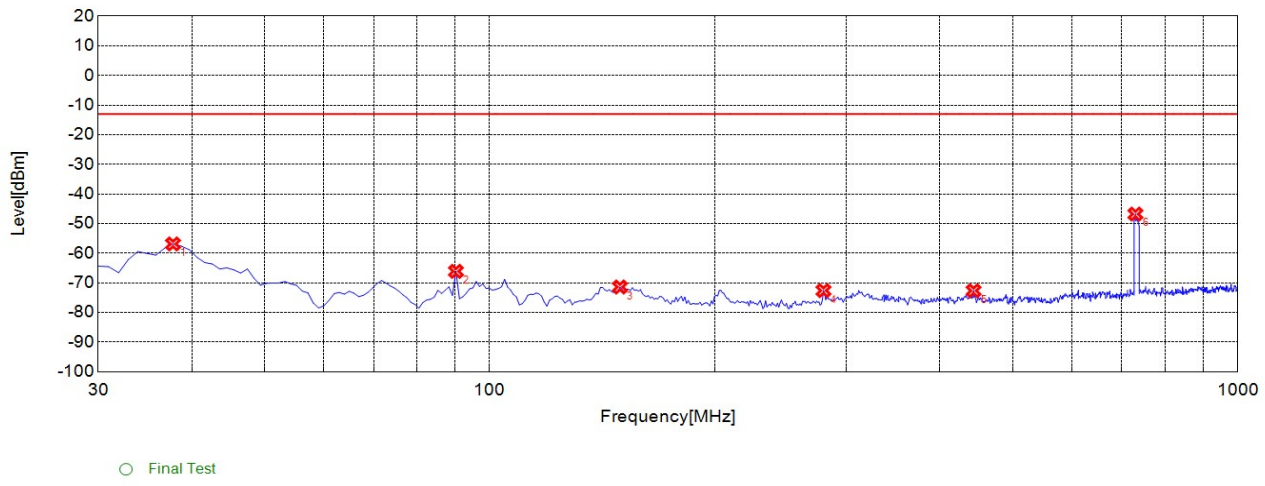

CA_2A-12A Low 2A_20M 12A_10M 1RB 30M-1G V

Suspected List

NO.	Freq. [MHz]	Level [dBm]	Limit [dBm]	Margin [dB]	Factor [dB]	Path [dB]	Air [dB]	Angle [°]	EUT Pol.	Ant. Pol.
1	37.7680	-56.88	-13.00	43.88	-16.48	-39.56	23.08			Vertical
2	90.2000	-66.12	-13.00	53.12	-16.50	-38.71	22.21			Vertical
3	149.4290	-71.4	-13.00	58.40	-16.63	-38.66	22.03			Vertical
4	279.5400	-72.62	-13.00	59.62	-12.54	-37.04	24.50			Vertical
5	443.6340	-72.67	-13.00	59.67	-8.83	-35.49	26.66			Vertical
6	730.0700	-46.79	-13.00	33.79	-3.46	-34.27	30.81			NA

Test Graph

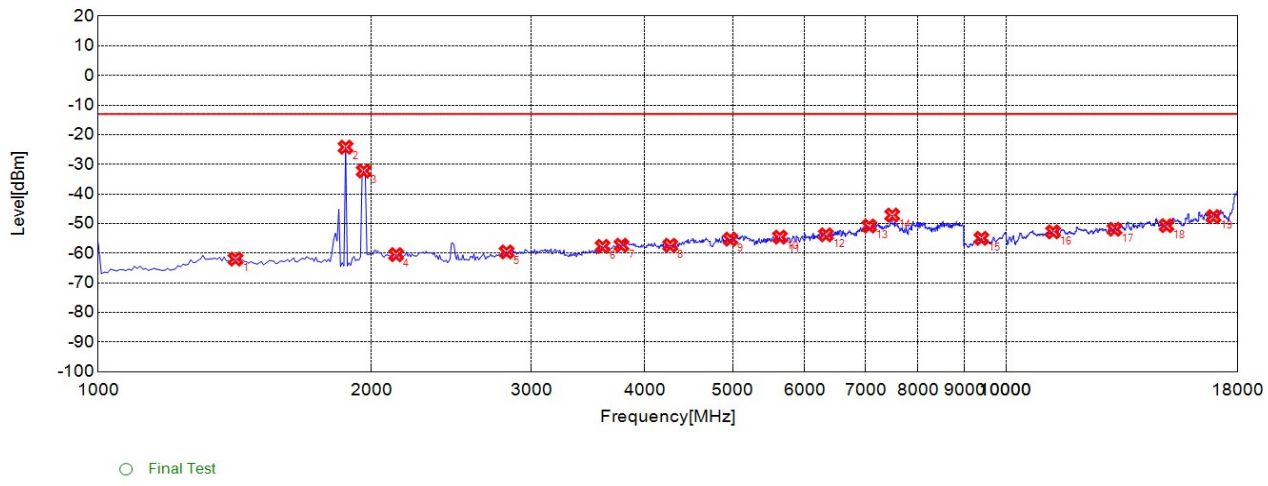

CA_2A-12A Mid 2A_20M 12A_10M 1RB 1-18G H

Suspected List

NO.	Freq. [MHz]	Level [dBm]	Limit [dBm]	Margin [dB]	Factor [dB]	Path [dB]	Air [dB]	Angle [°]	EUT Pol.	Ant. Pol.
1	1416.4160	-61.98	-13.00	48.98	-8.62	-45.37	36.75			Horizontal
2	1872.8730	-24.22	-13.00	11.22	-6.77	-46.70	39.93			NA
3	1960.9610	-32.27	-13.00	19.27	-4.90	-46.39	41.49			NA
4	2129.1290	-60.49	-13.00	47.49	-8.10	-46.98	38.88			Horizontal
5	2817.8180	-59.57	-13.00	46.57	-9.29	-47.80	38.51			Horizontal
6	3594.5950	-57.7	-13.00	44.70	-7.76	-47.04	39.28			Horizontal
7	3770.7710	-57.32	-13.00	44.32	-7.56	-46.94	39.38			Horizontal
8	4267.2670	-57.33	-13.00	44.33	-6.86	-46.68	39.82			Horizontal
9	4971.9720	-55.26	-13.00	42.26	-3.14	-44.42	41.28			Horizontal
10	5636.6370	-54.57	-13.00	41.57	-2.08	-42.90	40.82			Horizontal
11	5660.6610	-55.5	-13.00	42.50	-1.98	-42.80	40.82			Horizontal
12	6333.3330	-53.8	-13.00	40.80	-0.22	-42.43	42.21			Horizontal
13	7070.0700	-50.83	-13.00	37.83	4.76	-39.86	44.62			Horizontal
14	7494.4940	-47.16	-13.00	34.16	8.01	-38.16	46.17			Horizontal
15	9396.3960	-54.98	-13.00	41.98	12.63	-36.40	49.03			Horizontal
16	11270.2700	-52.79	-13.00	39.79	14.50	-34.31	48.81			Horizontal
17	13171.1710	-51.92	-13.00	38.92	20.30	-29.39	49.69			Horizontal
18	15027.0270	-50.7	-13.00	37.70	20.34	-29.49	49.83			Horizontal
19	16927.9280	-47.66	-13.00	34.66	23.95	-28.31	52.26			Horizontal

Test Graph

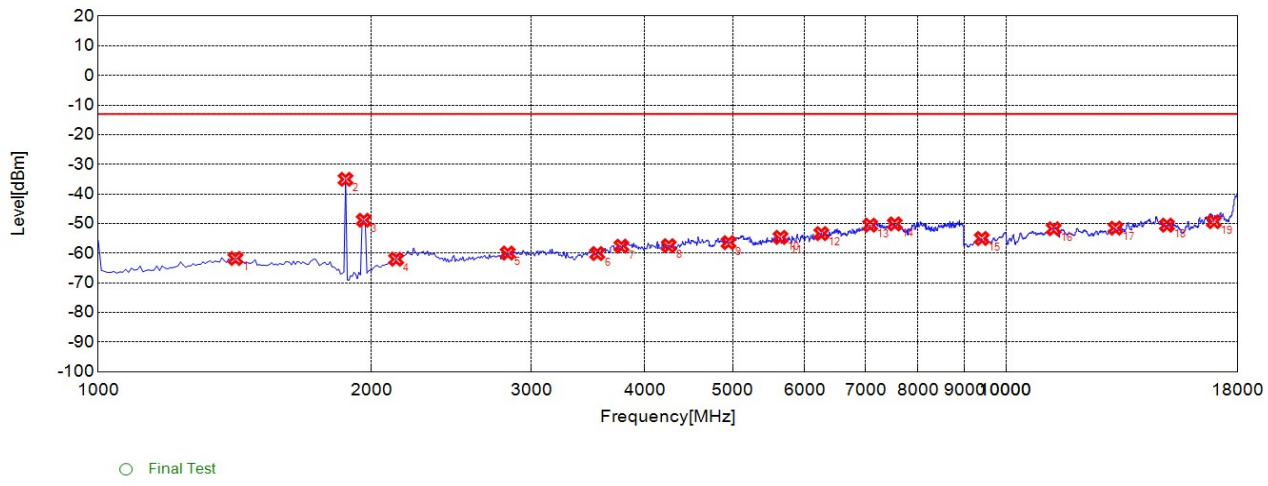

CA_2A-12A Mid 2A_20M 12A_10M 1RB 1-18G V

Suspected List

NO.	Freq. [MHz]	Level [dBm]	Limit [dBm]	Margin [dB]	Factor [dB]	Path [dB]	Air [dB]	Angle [°]	EUT Pol.	Ant. Pol.
1	1416.4160	-61.77	-13.00	48.77	-8.38	-45.37	36.99			Vertical
2	1872.8730	-35.06	-13.00	22.06	-10.80	-46.70	35.90			NA
3	1960.9610	-48.87	-13.00	35.87	-10.43	-46.39	35.96			NA
4	2129.1290	-62.02	-13.00	49.02	-9.31	-46.98	37.67			Vertical
5	2825.8260	-59.95	-13.00	46.95	-9.51	-47.72	38.21			Vertical
6	3546.5470	-60.11	-13.00	47.11	-9.32	-47.95	38.63			Vertical
7	3770.7710	-57.63	-13.00	44.63	-7.88	-46.94	39.06			Vertical
8	4251.2510	-57.46	-13.00	44.46	-7.35	-46.89	39.54			Vertical
9	4947.9480	-56.42	-13.00	43.42	-4.15	-44.85	40.70			Vertical
10	5644.6450	-54.65	-13.00	41.65	-2.36	-42.85	40.49			Vertical
11	5684.6850	-55.8	-13.00	42.80	-2.14	-42.76	40.62			Vertical
12	6261.2610	-53.38	-13.00	40.38	-0.10	-41.92	41.82			Vertical
13	7086.0860	-50.53	-13.00	37.53	4.94	-39.82	44.76			Vertical
14	7542.5430	-50.11	-13.00	37.11	7.08	-38.45	45.53			Vertical
15	9405.4050	-55.03	-13.00	42.03	12.56	-36.48	49.04			Vertical
16	11288.2880	-51.75	-13.00	38.75	14.89	-33.99	48.88			Vertical
17	13207.2070	-51.55	-13.00	38.55	19.98	-29.14	49.12			Vertical
18	15045.0450	-50.53	-13.00	37.53	20.38	-29.19	49.57			Vertical
19	16945.9460	-49.36	-13.00	36.36	22.57	-29.05	51.62			Vertical

Test Graph

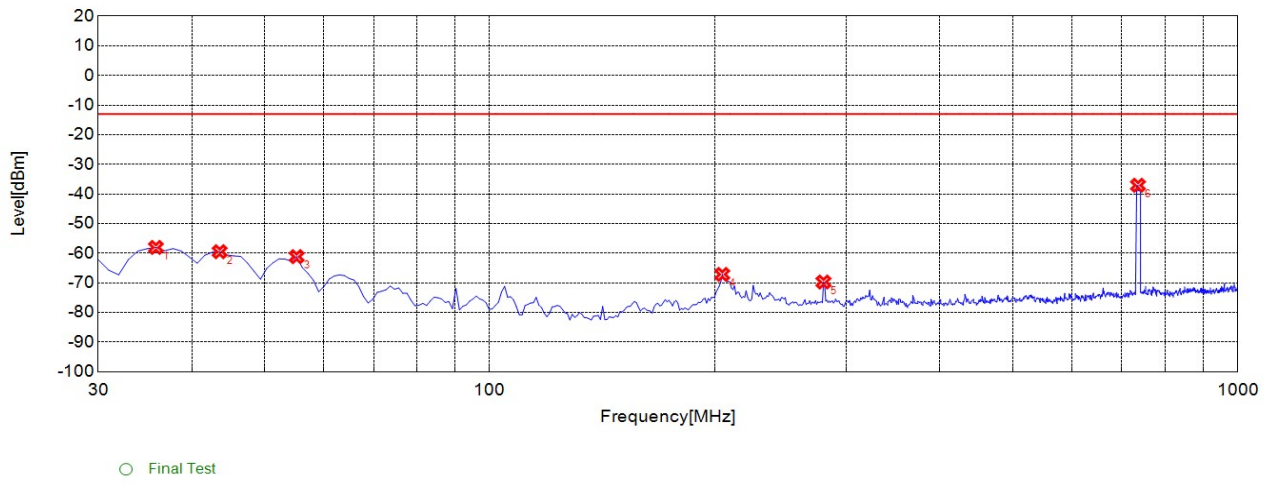

CA_2A-12A Mid 2A_20M 12A_10M 1RB 30M-1G H

Suspected List

NO.	Freq. [MHz]	Level [dBm]	Limit [dBm]	Margin [dB]	Factor [dB]	Path [dB]	Air [dB]	Angle [°]	EUT Pol.	Ant. Pol.
1	35.8260	-58.05	-13.00	45.05	-8.93	-39.57	30.64			Horizontal
2	43.5940	-59.49	-13.00	46.49	-7.04	-39.51	32.47			Horizontal
3	55.2450	-61.17	-13.00	48.17	-9.07	-39.47	30.40			Horizontal
4	204.7750	-67.16	-13.00	54.16	-14.51	-37.71	23.20			Horizontal
5	279.5400	-69.73	-13.00	56.73	-12.04	-37.04	25.00			Horizontal
6	735.8960	-37.08	-13.00	24.08	-3.34	-34.25	30.91			NA

Test Graph

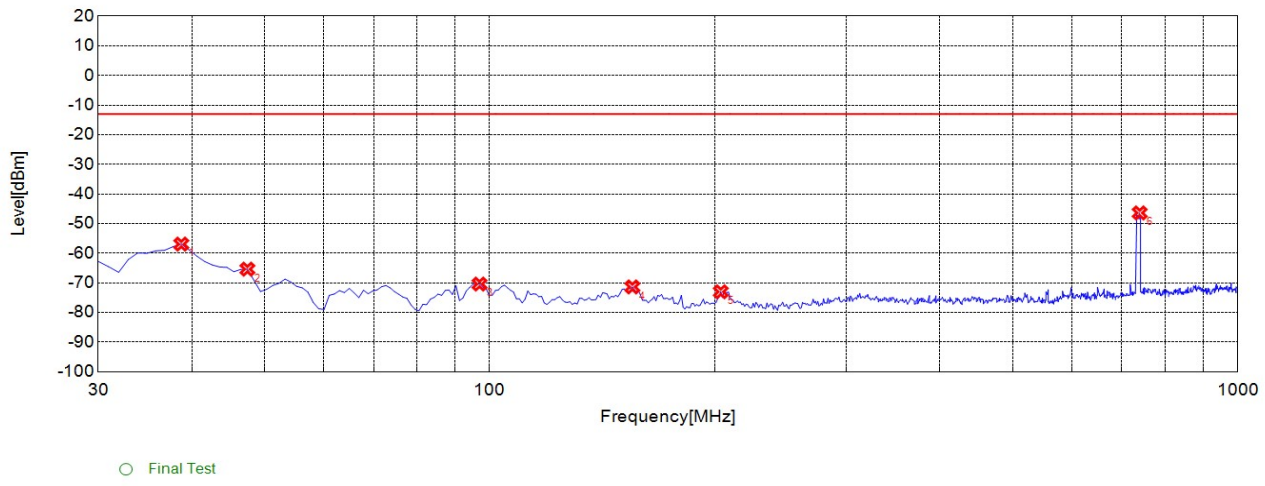

CA_2A-12A Mid 2A_20M 12A_10M 1RB 30M-1G V

Suspected List

NO.	Freq. [MHz]	Level [dBm]	Limit [dBm]	Margin [dB]	Factor [dB]	Path [dB]	Air [dB]	Angle [°]	EUT Pol.	Ant. Pol.
1	38.7390	-56.94	-13.00	43.94	-16.41	-39.55	23.14			Vertical
2	47.4770	-65.39	-13.00	52.39	-15.49	-39.48	23.99			Vertical
3	96.9970	-70.42	-13.00	57.42	-13.67	-38.70	25.03			Vertical
4	155.2550	-71.39	-13.00	58.39	-16.85	-38.52	21.67			Vertical
5	203.8040	-73.02	-13.00	60.02	-16.34	-37.73	21.39			Vertical
6	739.7800	-46.4	-13.00	33.40	-3.24	-34.24	31.00			Vertical

Test Graph

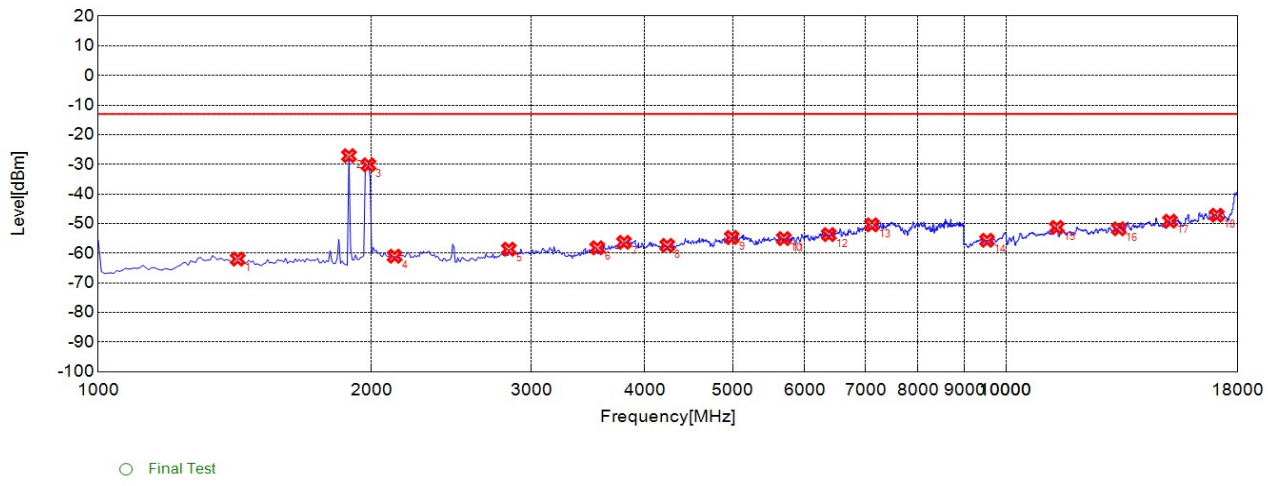

CA_2A-12A High 2A_20M 12A_10M 1RB 1-18G H

Suspected List

NO.	Freq. [MHz]	Level [dBm]	Limit [dBm]	Margin [dB]	Factor [dB]	Path [dB]	Air [dB]	Angle [°]	EUT Pol.	Ant. Pol.
1	1424.4240	-61.98	-13.00	48.98	-8.69	-45.38	36.69			Horizontal
2	1888.8890	-27.09	-13.00	14.09	-6.38	-46.72	40.34			NA
3	1984.9850	-30.18	-13.00	17.18	-4.49	-46.32	41.83			NA
4	2121.1210	-61.03	-13.00	48.03	-8.22	-47.08	38.86			Horizontal
5	2833.8340	-58.64	-13.00	45.64	-9.10	-47.65	38.55			Horizontal
6	3546.5470	-58.17	-13.00	45.17	-8.80	-47.95	39.15			Horizontal
7	3794.7950	-56.33	-13.00	43.33	-6.67	-46.13	39.46			Horizontal
8	4235.2350	-57.37	-13.00	44.37	-6.99	-46.73	39.74			Horizontal
9	4987.9880	-54.67	-13.00	41.67	-2.75	-44.07	41.32			Horizontal
10	5692.6930	-55.06	-13.00	42.06	-1.92	-42.75	40.83			Horizontal
11	5716.7170	-55.46	-13.00	42.46	-1.81	-42.74	40.93			Horizontal
12	6381.3810	-53.71	-13.00	40.71	0.00	-42.25	42.25			Horizontal
13	7118.1180	-50.44	-13.00	37.44	5.19	-39.67	44.86			Horizontal
14	9531.5320	-55.64	-13.00	42.64	11.38	-36.91	48.29			Horizontal
15	11378.3780	-51.3	-13.00	38.30	15.99	-33.35	49.34			Horizontal
16	13315.3150	-51.77	-13.00	38.77	20.86	-28.78	49.64			Horizontal
17	15162.1620	-49.19	-13.00	36.19	22.28	-27.91	50.19			Horizontal
18	17072.0720	-47.18	-13.00	34.18	24.03	-27.51	51.54			Horizontal

Test Graph

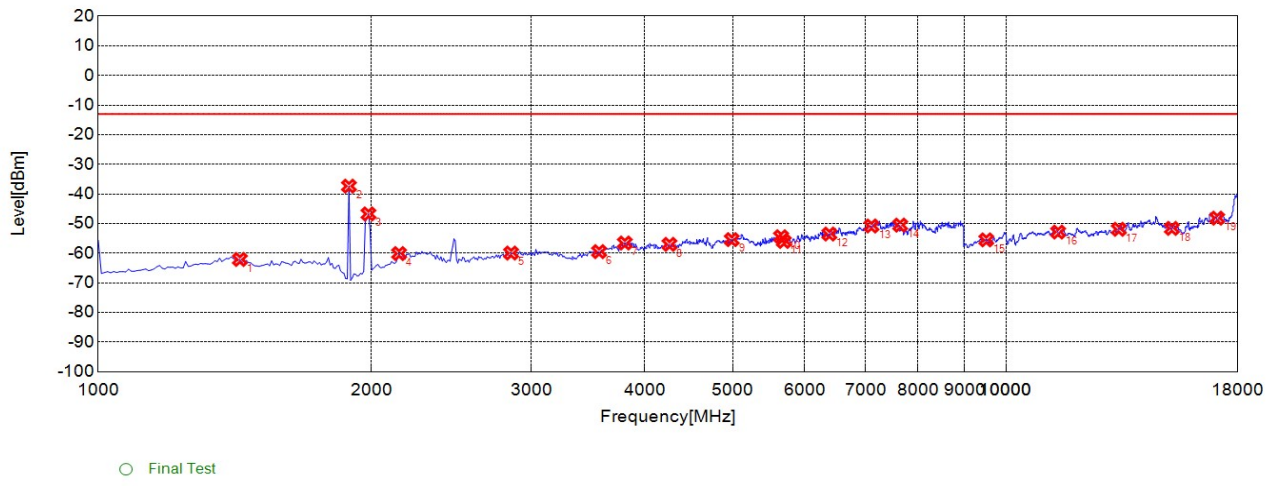

CA_2A-12A High 2A_20M 12A_10M 1RB 1-18G V

Suspected List

NO.	Freq. [MHz]	Level [dBm]	Limit [dBm]	Margin [dB]	Factor [dB]	Path [dB]	Air [dB]	Angle [°]	EUT Pol.	Ant. Pol.
1	1432.4320	-62.11	-13.00	49.11	-8.73	-45.40	36.67			Vertical
2	1888.8890	-37.36	-13.00	24.36	-11.08	-46.72	35.64			NA
3	1984.9850	-46.74	-13.00	33.74	-10.16	-46.32	36.16			NA
4	2145.1450	-60.12	-13.00	47.12	-8.69	-46.78	38.09			Vertical
5	2849.8500	-59.95	-13.00	46.95	-9.20	-47.50	38.30			Vertical
6	3562.5630	-59.47	-13.00	46.47	-9.07	-47.72	38.65			Vertical
7	3802.8030	-56.56	-13.00	43.56	-6.94	-46.01	39.07			Vertical
8	4259.2590	-57.01	-13.00	44.01	-7.23	-46.78	39.55			Vertical
9	4987.9880	-55.41	-13.00	42.41	-3.32	-44.07	40.75			Vertical
10	5652.6530	-54.45	-13.00	41.45	-2.29	-42.81	40.52			Vertical
11	5692.6930	-56.03	-13.00	43.03	-2.10	-42.75	40.65			Vertical
12	6389.3890	-53.54	-13.00	40.54	0.41	-42.18	42.59			Vertical
13	7110.1100	-50.82	-13.00	37.82	5.23	-39.72	44.95			Vertical
14	7646.6470	-50.53	-13.00	37.53	6.98	-38.12	45.10			Vertical
15	9513.5140	-55.5	-13.00	42.50	11.23	-37.21	48.44			Vertical
16	11414.4140	-52.86	-13.00	39.86	15.55	-33.84	49.39			Vertical
17	13315.3150	-51.94	-13.00	38.94	20.48	-28.78	49.26			Vertical
18	15234.2340	-51.63	-13.00	38.63	19.21	-29.86	49.07			Vertical
19	17090.0900	-48.16	-13.00	35.16	23.24	-27.42	50.66			Vertical

Test Graph

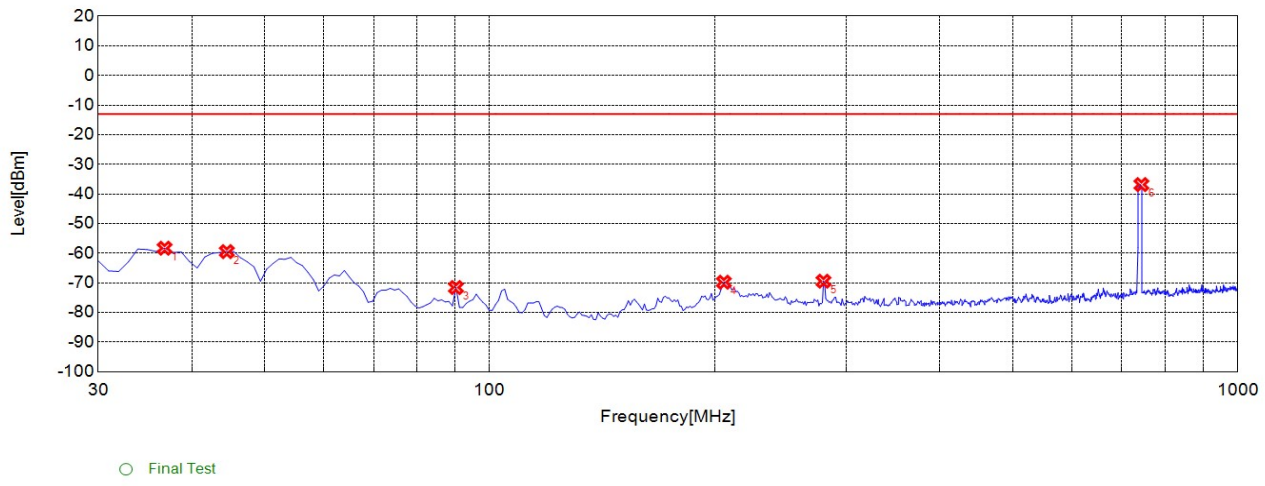

CA_2A-12A High 2A_20M 12A_10M 1RB 30M-1G H

Suspected List

NO.	Freq. [MHz]	Level [dBm]	Limit [dBm]	Margin [dB]	Factor [dB]	Path [dB]	Air [dB]	Angle [°]	EUT Pol.	Ant. Pol.
1	36.7970	-58.31	-13.00	45.31	-8.51	-39.57	31.06			Horizontal
2	44.5650	-59.47	-13.00	46.47	-7.03	-39.50	32.47			Horizontal
3	90.2000	-71.59	-13.00	58.59	-18.92	-38.71	19.79			Horizontal
4	205.7460	-69.79	-13.00	56.79	-14.42	-37.68	23.26			Horizontal
5	279.5400	-69.45	-13.00	56.45	-12.04	-37.04	25.00			Horizontal
6	743.6640	-36.85	-13.00	23.85	-3.16	-34.22	31.06			NA

Test Graph

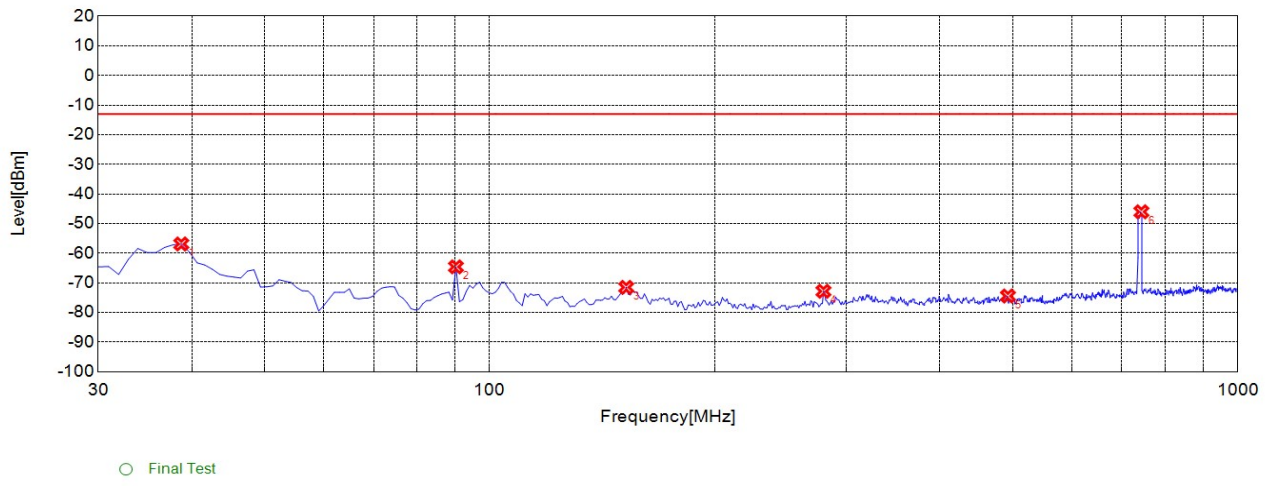

CA_2A-12A High 2A_20M 12A_10M 1RB 30M-1G V

Suspected List

NO.	Freq. [MHz]	Level [dBm]	Limit [dBm]	Margin [dB]	Factor [dB]	Path [dB]	Air [dB]	Angle [°]	EUT Pol.	Ant. Pol.
1	38.7390	-56.89	-13.00	43.89	-16.41	-39.55	23.14			Vertical
2	90.2000	-64.61	-13.00	51.61	-16.50	-38.71	22.21			Vertical
3	152.3420	-71.53	-13.00	58.53	-16.78	-38.60	21.82			Vertical
4	279.5400	-72.85	-13.00	59.85	-12.54	-37.04	24.50			Vertical
5	493.1530	-74.46	-13.00	61.46	-8.15	-35.18	27.03			Vertical
6	743.6640	-46.03	-13.00	33.03	-3.01	-34.22	31.21			NA

2A_13A

Test Graph

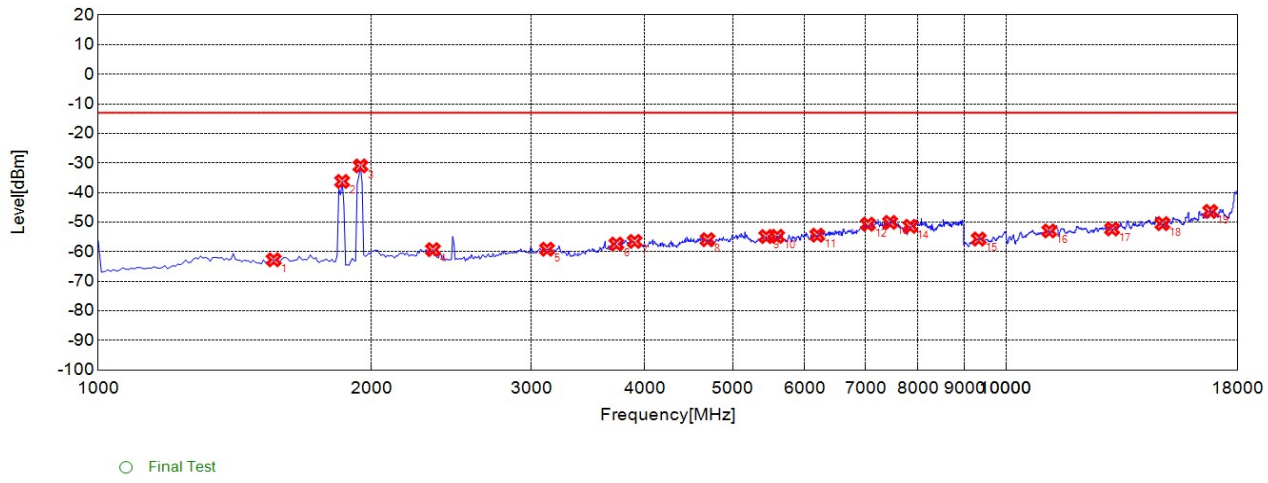

CA_2A-13A Low 2A_20M 13A_10M 1RB 1-18G H

Suspected List

NO.	Freq. [MHz]	Level [dBm]	Limit [dBm]	Margin [dB]	Factor [dB]	Path [dB]	Air [dB]	Angle [°]	EUT Pol.	Ant. Pol.
1	1560.5610	-62.74	-13.00	49.74	-9.29	-45.71	36.42			Horizontal
2	1856.8570	-36.24	-13.00	23.24	-7.15	-46.67	39.52			NA
3	1944.9450	-31	-13.00	18.00	-5.20	-46.46	41.26			NA
4	2337.3370	-59.32	-13.00	46.32	-7.95	-46.49	38.54			Horizontal
5	3122.1220	-59.16	-13.00	46.16	-8.38	-47.42	39.04			Horizontal
6	3722.7230	-57.42	-13.00	44.42	-7.87	-47.08	39.21			Horizontal
7	3898.8990	-56.53	-13.00	43.53	-6.91	-46.73	39.82			Horizontal
8	4691.6920	-55.94	-13.00	42.94	-3.94	-44.78	40.84			Horizontal
9	5444.4440	-54.88	-13.00	41.88	-2.16	-42.98	40.82			Horizontal
10	5596.5970	-54.8	-13.00	41.80	-2.31	-43.12	40.81			Horizontal
11	6197.1970	-54.42	-13.00	41.42	-0.72	-42.31	41.59			Horizontal
12	7046.0460	-50.71	-13.00	37.71	4.57	-39.91	44.48			Horizontal
13	7454.4540	-50.09	-13.00	37.09	7.11	-38.76	45.87			Horizontal
14	7846.8470	-51.43	-13.00	38.43	7.42	-37.60	45.02			Horizontal
15	9333.3330	-55.74	-13.00	42.74	11.74	-37.08	48.82			Horizontal
16	11162.1620	-52.98	-13.00	39.98	13.85	-34.80	48.65			Horizontal
17	13090.0900	-52.32	-13.00	39.32	19.91	-30.01	49.92			Horizontal
18	14873.8740	-50.51	-13.00	37.51	20.31	-29.53	49.84			Horizontal
19	16792.7930	-46.38	-13.00	33.38	24.96	-26.63	51.59			Horizontal

Test Graph

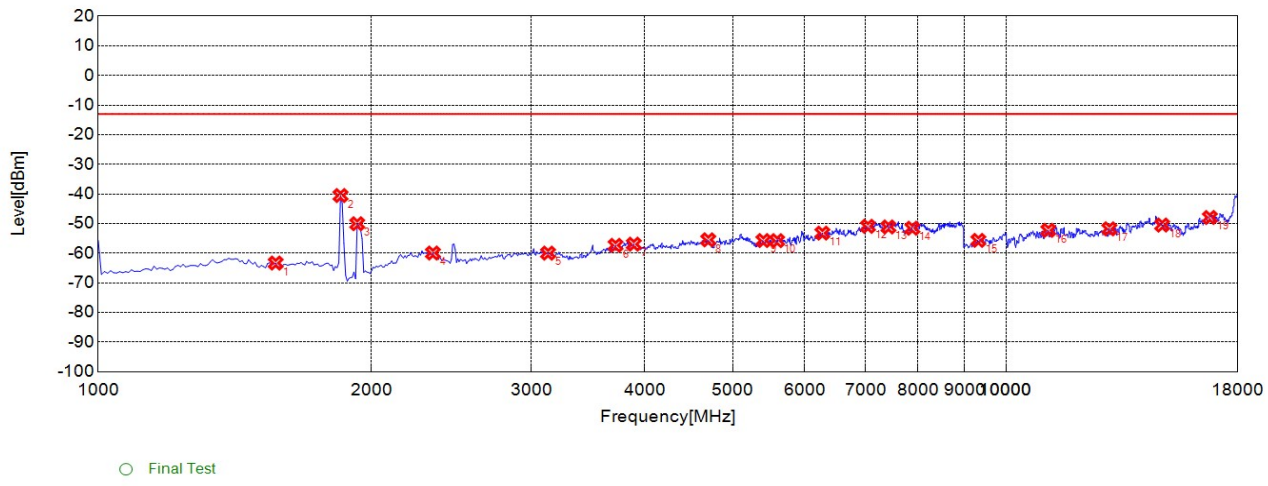

CA_2A-13A Low 2A_20M 13A_10M 1RB 1-18G V

Suspected List

NO.	Freq. [MHz]	Level [dBm]	Limit [dBm]	Margin [dB]	Factor [dB]	Path [dB]	Air [dB]	Angle [°]	EUT Pol.	Ant. Pol.
1	1568.5690	-63.33	-13.00	50.33	-10.03	-45.74	35.71			Vertical
2	1848.8490	-40.54	-13.00	27.54	-10.37	-46.65	36.28			NA
3	1928.9290	-50.05	-13.00	37.05	-10.86	-46.56	35.70			NA
4	2337.3370	-59.94	-13.00	46.94	-8.18	-46.49	38.31			Vertical
5	3130.1300	-59.98	-13.00	46.98	-8.95	-47.54	38.59			Vertical
6	3714.7150	-57.34	-13.00	44.34	-7.84	-46.91	39.07			Vertical
7	3890.8910	-56.96	-13.00	43.96	-7.46	-46.79	39.33			Vertical
8	4699.7000	-55.49	-13.00	42.49	-4.06	-44.73	40.67			Vertical
9	5404.4040	-55.73	-13.00	42.73	-2.54	-43.00	40.46			Vertical
10	5596.5970	-55.77	-13.00	42.77	-2.77	-43.12	40.35			Vertical
11	6277.2770	-53.22	-13.00	40.22	-0.08	-42.04	41.96			Vertical
12	7046.0460	-50.92	-13.00	37.92	4.49	-39.91	44.40			Vertical
13	7422.4220	-51.14	-13.00	38.14	6.45	-38.89	45.34			Vertical
14	7886.8870	-51.58	-13.00	38.58	7.81	-37.28	45.09			Vertical
15	9324.3240	-55.67	-13.00	42.67	11.58	-37.14	48.72			Vertical
16	11135.1350	-52.28	-13.00	39.28	14.26	-34.71	48.97			Vertical
17	13000.0000	-51.78	-13.00	38.78	19.65	-29.78	49.43			Vertical
18	14864.8650	-50.49	-13.00	37.49	20.64	-29.40	50.04			Vertical
19	16774.7750	-47.95	-13.00	34.95	23.36	-27.52	50.88			Vertical

Test Graph

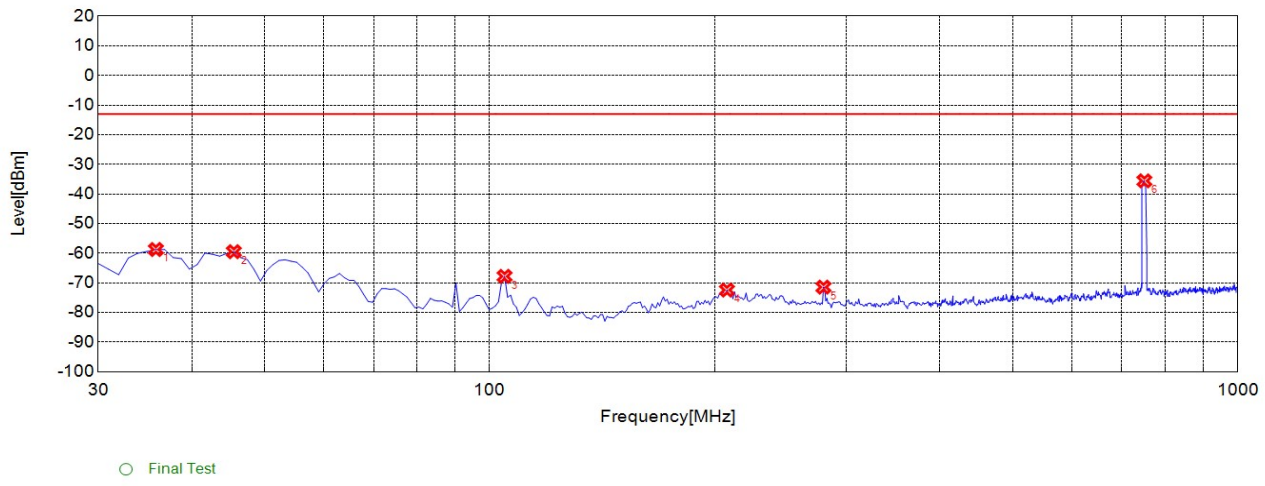

CA_2A-13A Low 2A_20M 13A_10M 1RB 30M-1G H

Suspected List

NO.	Freq. [MHz]	Level [dBm]	Limit [dBm]	Margin [dB]	Factor [dB]	Path [dB]	Air [dB]	Angle [°]	EUT Pol.	Ant. Pol.
1	35.8260	-58.75	-13.00	45.75	-8.93	-39.57	30.64			Horizontal
2	45.5360	-59.49	-13.00	46.49	-7.04	-39.50	32.46			Horizontal
3	104.7650	-67.81	-13.00	54.81	-17.53	-38.70	21.17			Horizontal
4	207.6880	-72.43	-13.00	59.43	-14.25	-37.63	23.38			Horizontal
5	279.5400	-71.45	-13.00	58.45	-12.04	-37.04	25.00			Horizontal
6	750.4600	-35.58	-13.00	22.58	-2.99	-34.20	31.21			NA

Test Graph

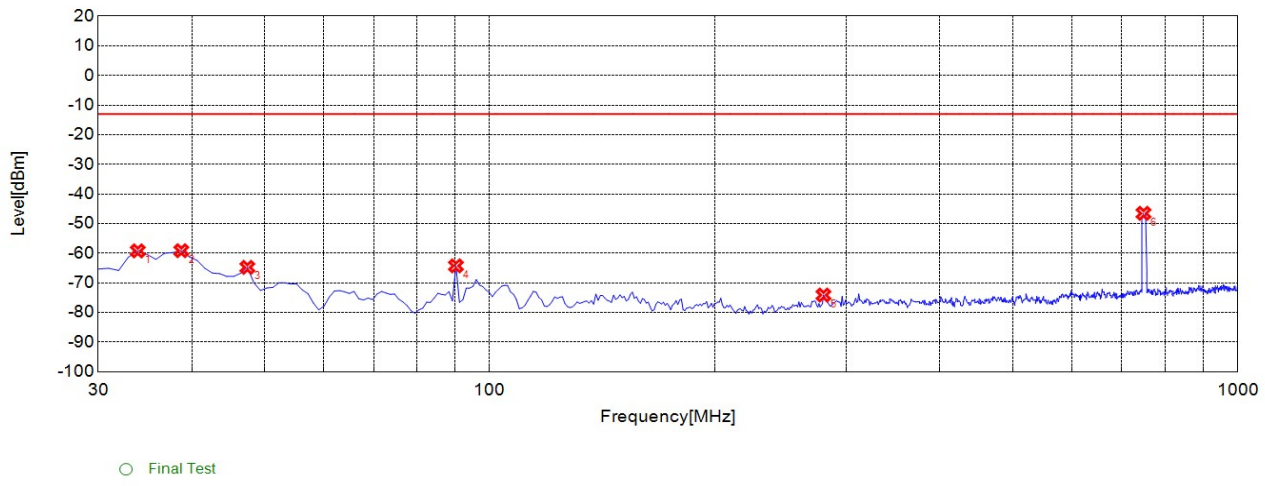

CA_2A-13A Low 2A_20M 13A_10M 1RB 30M-1G V

Suspected List

NO.	Freq. [MHz]	Level [dBm]	Limit [dBm]	Margin [dB]	Factor [dB]	Path [dB]	Air [dB]	Angle [°]	EUT Pol.	Ant. Pol.
1	33.8840	-59.22	-13.00	46.22	-16.76	-39.59	22.83			Vertical
2	38.7390	-59.16	-13.00	46.16	-16.41	-39.55	23.14			Vertical
3	47.4770	-64.78	-13.00	51.78	-15.49	-39.48	23.99			Vertical
4	90.2000	-64.27	-13.00	51.27	-16.50	-38.71	22.21			Vertical
5	279.5400	-74.13	-13.00	61.13	-12.54	-37.04	24.50			Vertical
6	748.5190	-46.54	-13.00	33.54	-2.72	-34.21	31.49			NA

Test Graph

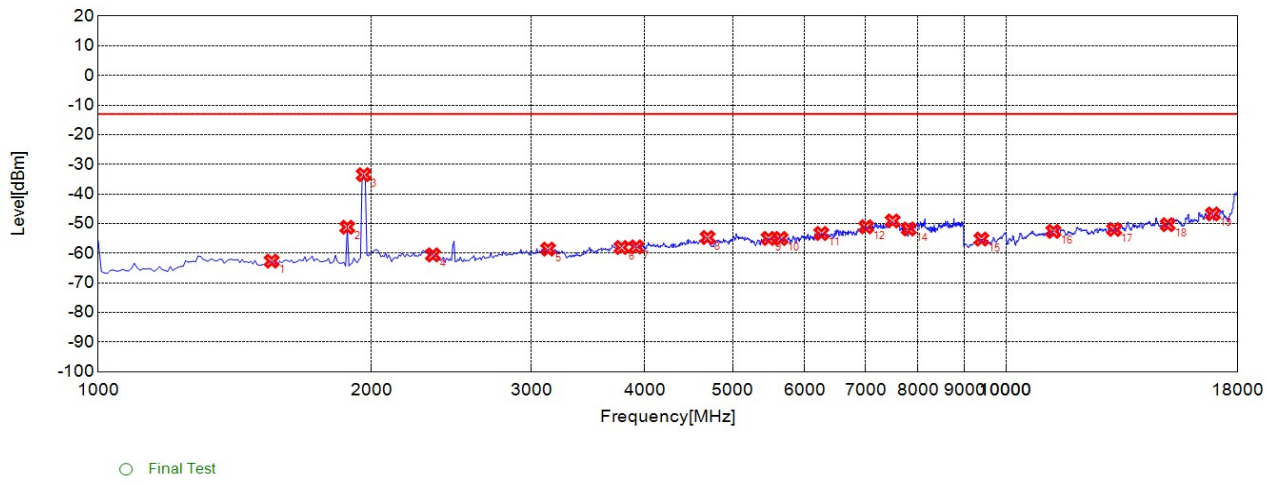

CA_2A-13A Mid 2A_20M 13A_10M 1RB 1-18G H

Suspected List

NO.	Freq. [MHz]	Level [dBm]	Limit [dBm]	Margin [dB]	Factor [dB]	Path [dB]	Air [dB]	Angle [°]	EUT Pol.	Ant. Pol.
1	1552.5530	-62.67	-13.00	49.67	-9.29	-45.67	36.38			Horizontal
2	1880.8810	-51.23	-13.00	38.23	-6.57	-46.71	40.14			NA
3	1960.9610	-33.5	-13.00	20.50	-4.90	-46.39	41.49			NA
4	2337.3370	-60.57	-13.00	47.57	-7.95	-46.49	38.54			Horizontal
5	3130.1300	-58.61	-13.00	45.61	-8.47	-47.54	39.07			Horizontal
6	3770.7710	-58.07	-13.00	45.07	-7.56	-46.94	39.38			Horizontal
7	3914.9150	-57.88	-13.00	44.88	-7.11	-46.90	39.79			Horizontal
8	4691.6920	-54.71	-13.00	41.71	-3.94	-44.78	40.84			Horizontal
9	5476.4760	-55.01	-13.00	42.01	-2.11	-42.86	40.75			Horizontal
10	5644.6450	-55.03	-13.00	42.03	-2.03	-42.85	40.82			Horizontal
11	6261.2610	-53.34	-13.00	40.34	0.03	-41.92	41.95			Horizontal
12	7014.0140	-51.08	-13.00	38.08	4.46	-39.85	44.31			Horizontal
13	7502.5030	-49.11	-13.00	36.11	8.08	-38.10	46.18			Horizontal
14	7814.8150	-51.83	-13.00	38.83	6.66	-38.06	44.72			Horizontal
15	9396.3960	-55.24	-13.00	42.24	12.63	-36.40	49.03			Horizontal
16	11279.2790	-52.64	-13.00	39.64	14.70	-34.15	48.85			Horizontal
17	13162.1620	-51.98	-13.00	38.98	20.23	-29.49	49.72			Horizontal
18	15072.0720	-50.37	-13.00	37.37	20.84	-29.03	49.87			Horizontal
19	16900.9010	-46.75	-13.00	33.75	25.18	-27.20	52.38			Horizontal

Test Graph

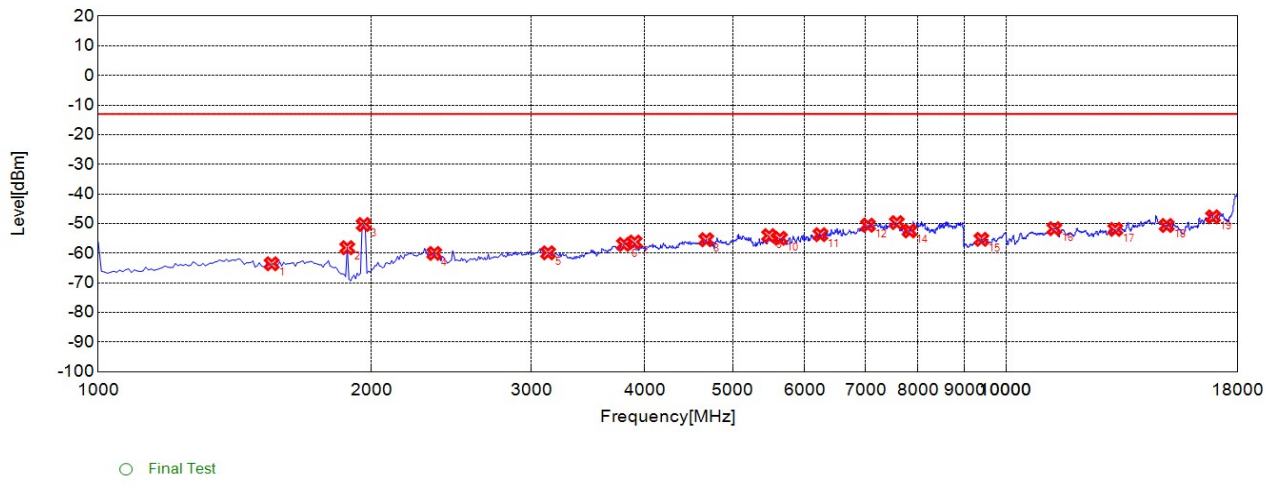

CA_2A-13A Mid 2A_20M 13A_10M 1RB 1-18G V

Suspected List

NO.	Freq. [MHz]	Level [dBm]	Limit [dBm]	Margin [dB]	Factor [dB]	Path [dB]	Air [dB]	Angle [°]	EUT Pol.	Ant. Pol.
1	1552.5530	-63.57	-13.00	50.57	-10.04	-45.67	35.63			Vertical
2	1880.8810	-58.15	-13.00	45.15	-10.94	-46.71	35.77			NA
3	1960.9610	-50.32	-13.00	37.32	-10.43	-46.39	35.96			NA
4	2345.3450	-60.08	-13.00	47.08	-8.37	-46.53	38.16			Vertical
5	3130.1300	-59.88	-13.00	46.88	-8.95	-47.54	38.59			Vertical
6	3794.7950	-57.03	-13.00	44.03	-7.07	-46.13	39.06			Vertical
7	3898.8990	-56.23	-13.00	43.23	-7.37	-46.73	39.36			Vertical
8	4675.6760	-55.45	-13.00	42.45	-4.34	-44.88	40.54			Vertical
9	5484.4840	-54.07	-13.00	41.07	-2.34	-42.83	40.49			Vertical
10	5636.6370	-54.97	-13.00	41.97	-2.43	-42.90	40.47			Vertical
11	6245.2450	-53.74	-13.00	40.74	-0.19	-41.87	41.68			Vertical
12	7046.0460	-50.55	-13.00	37.55	4.49	-39.91	44.40			Vertical
13	7582.5830	-49.68	-13.00	36.68	7.26	-38.02	45.28			Vertical
14	7830.8310	-52.47	-13.00	39.47	6.86	-37.83	44.69			Vertical
15	9396.3960	-55.32	-13.00	42.32	12.66	-36.40	49.06			Vertical
16	11306.3060	-51.73	-13.00	38.73	15.20	-33.74	48.94			Vertical
17	13198.1980	-51.95	-13.00	38.95	20.04	-29.08	49.12			Vertical
18	15036.0360	-50.64	-13.00	37.64	20.27	-29.34	49.61			Vertical
19	16909.9100	-47.71	-13.00	34.71	24.17	-27.57	51.74			Vertical

Test Graph

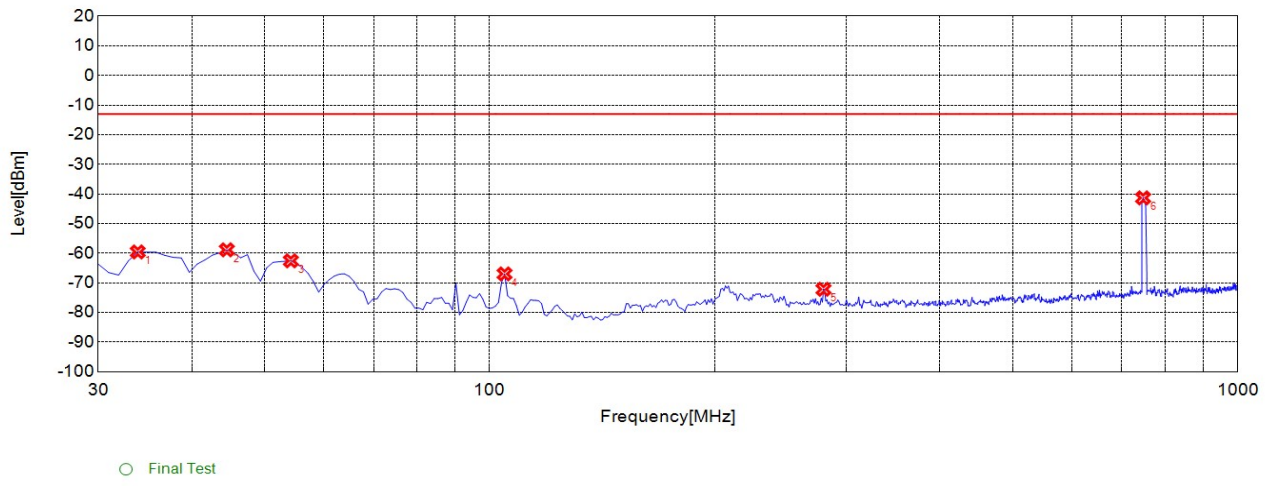

CA_2A-13A Mid 2A_20M 13A_10M 1RB 30M-1G H

Suspected List

NO.	Freq. [MHz]	Level [dBm]	Limit [dBm]	Margin [dB]	Factor [dB]	Path [dB]	Air [dB]	Angle [°]	EUT Pol.	Ant. Pol.
1	33.8840	-59.58	-13.00	46.58	-9.81	-39.59	29.78			Horizontal
2	44.5650	-58.87	-13.00	45.87	-7.03	-39.50	32.47			Horizontal
3	54.2740	-62.58	-13.00	49.58	-8.69	-39.47	30.78			Horizontal
4	104.7650	-66.99	-13.00	53.99	-17.53	-38.70	21.17			Horizontal
5	279.5400	-72.17	-13.00	59.17	-12.04	-37.04	25.00			Horizontal
6	747.5480	-41.33	-13.00	28.33	-3.07	-34.21	31.14			NA

Test Graph

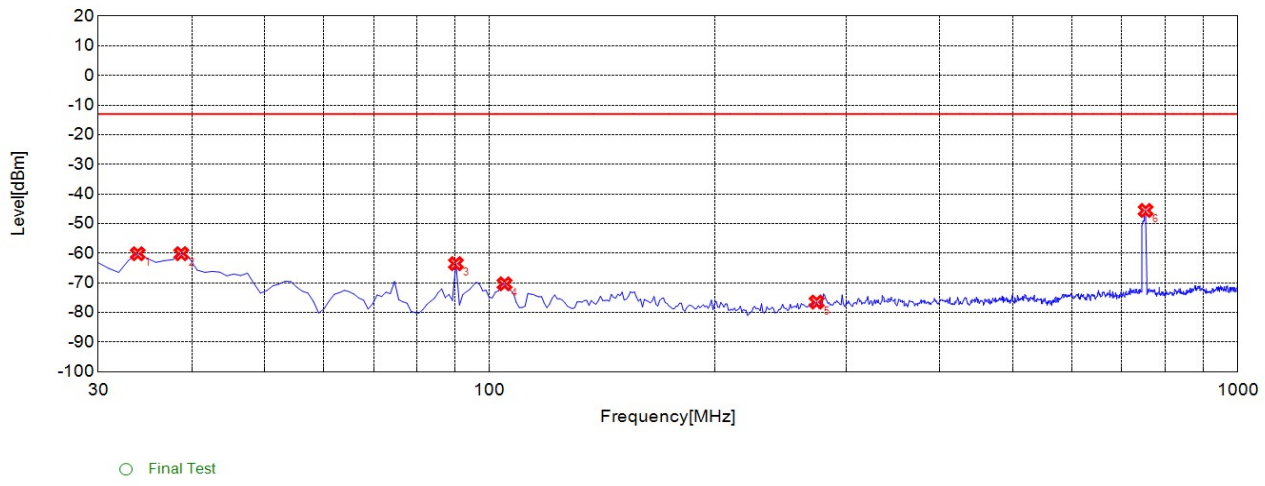

CA_2A-13A Mid 2A_20M 13A_10M 1RB 30M-1G V

Suspected List

NO.	Freq. [MHz]	Level [dBm]	Limit [dBm]	Margin [dB]	Factor [dB]	Path [dB]	Air [dB]	Angle [°]	EUT Pol.	Ant. Pol.
1	33.8840	-60.17	-13.00	47.17	-16.76	-39.59	22.83			Vertical
2	38.7390	-60.16	-13.00	47.16	-16.41	-39.55	23.14			Vertical
3	90.2000	-63.53	-13.00	50.53	-16.50	-38.71	22.21			Vertical
4	104.7650	-70.34	-13.00	57.34	-14.20	-38.70	24.50			Vertical
5	273.7140	-76.49	-13.00	63.49	-12.92	-37.08	24.16			Vertical
6	753.3730	-45.58	-13.00	32.58	-2.51	-34.20	31.69			NA