Test Graph

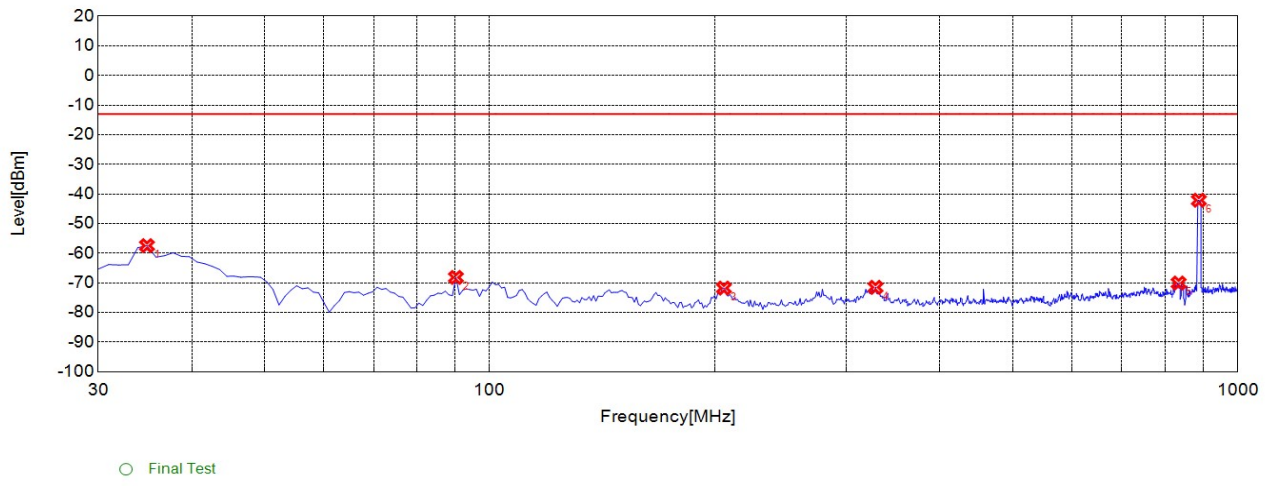

CA_4A-5A High 4A_20M 5A_10M 1RB 30M-1G V

Suspected List										
NO.	Freq. [MHz]	Level [dBm]	Limit [dBm]	Margin [dB]	Factor [dB]	Path [dB]	Air [dB]	Angle [°]	EUT Pol.	Ant. Pol.
1	34.8550	-57.46	-13.00	44.46	-16.68	-39.58	22.90			Vertical
2	90.2000	-68.17	-13.00	55.17	-16.50	-38.71	22.21			Vertical
3	205.7460	-71.78	-13.00	58.78	-16.44	-37.68	21.24			Vertical
4	328.0880	-71.52	-13.00	58.52	-11.16	-37.03	25.87			Vertical
5	833.9640	-70.08	-13.00	57.08	-2.63	-34.14	31.51			NA
6	887.3670	-42.12	-13.00	29.12	-1.29	-34.00	32.71			NA

4A_12A

Test Graph

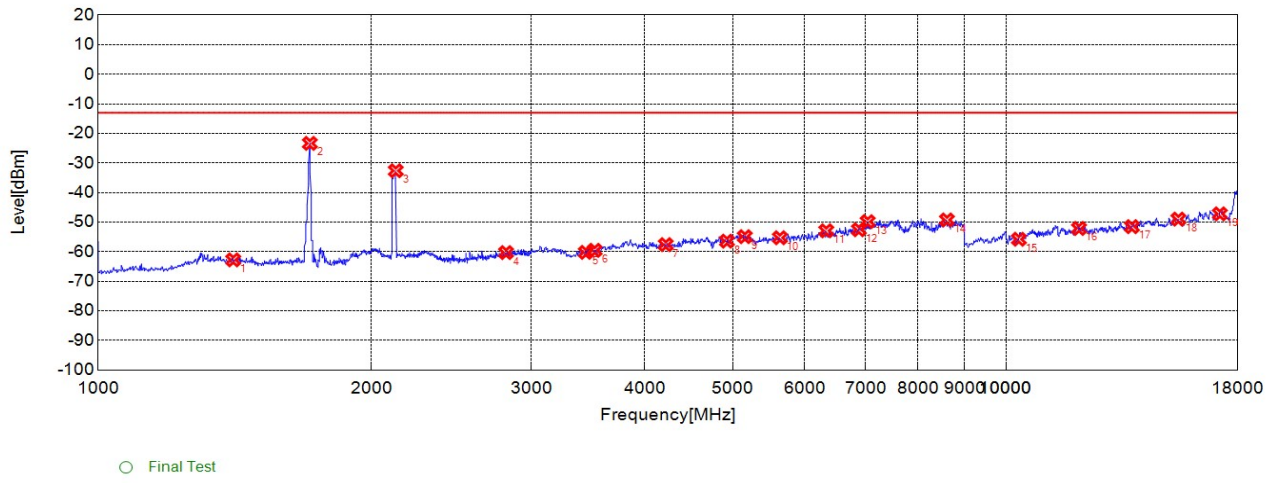

CA_4A-12A Low 4A_20M 12A_10M 1RB 1-18G H

Suspected List

NO.	Freq. [MHz]	Level [dBm]	Limit [dBm]	Margin [dB]	Factor [dB]	Path [dB]	Air [dB]	Angle [°]	EUT Pol.	Ant. Pol.
1	1408.4080	-62.77	-13.00	49.77	-8.55	-45.36	36.81			Horizontal
2	1710.7110	-23.37	-13.00	10.37	-8.41	-46.34	37.93			NA
3	2127.1270	-32.62	-13.00	19.62	-8.13	-47.00	38.87			Horizontal
4	2813.8140	-60.3	-13.00	47.30	-9.33	-47.83	38.50			Horizontal
5	3444.4440	-60.23	-13.00	47.23	-8.90	-47.53	38.63			Horizontal
6	3522.5230	-59.54	-13.00	46.54	-8.56	-47.65	39.09			Horizontal
7	4219.2190	-57.61	-13.00	44.61	-6.84	-46.54	39.70			Horizontal
8	4927.9280	-56.44	-13.00	43.44	-3.31	-44.45	41.14			Horizontal
9	5156.1560	-54.92	-13.00	41.92	-2.41	-43.74	41.33			Horizontal
10	5636.6370	-55.29	-13.00	42.29	-2.08	-42.90	40.82			Horizontal
11	6339.3390	-52.92	-13.00	39.92	-0.25	-42.46	42.21			Horizontal
12	6885.8860	-52.57	-13.00	39.57	2.81	-40.50	43.31			Horizontal
13	7042.0420	-49.84	-13.00	36.84	4.56	-39.90	44.46			Horizontal
14	8609.6100	-49.27	-13.00	36.27	7.61	-38.60	46.21			Horizontal
15	10333.3330	-55.8	-13.00	42.80	12.95	-36.03	48.98			Horizontal
16	12036.0360	-52.14	-13.00	39.14	18.12	-31.27	49.39			Horizontal
17	13765.7660	-51.54	-13.00	38.54	21.00	-28.67	49.67			Horizontal
18	15486.4860	-48.99	-13.00	35.99	21.99	-28.88	50.87			Horizontal
19	17207.2070	-47.21	-13.00	34.21	24.56	-27.14	51.70			Horizontal

Test Graph

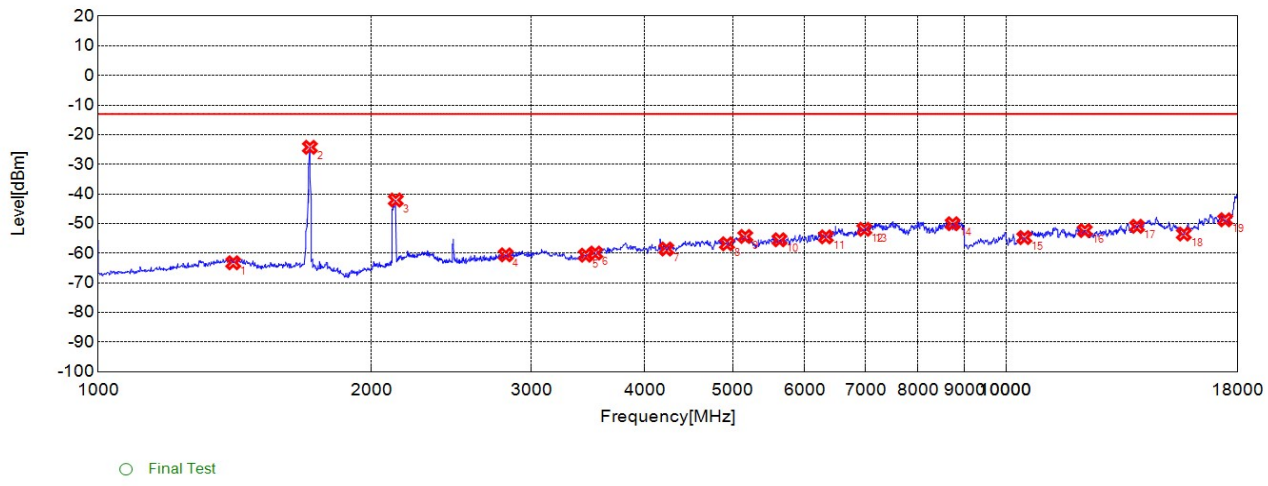

CA_4A-12A Low 4A_20M 12A_10M 1RB 1-18G V

Suspected List

NO.	Freq. [MHz]	Level [dBm]	Limit [dBm]	Margin [dB]	Factor [dB]	Path [dB]	Air [dB]	Angle [°]	EUT Pol.	Ant. Pol.
1	1408.4080	-63.23	-13.00	50.23	-8.21	-45.36	37.15			Vertical
2	1710.7110	-24.25	-13.00	11.25	-9.39	-46.34	36.95			NA
3	2127.1270	-42.06	-13.00	29.06	-9.38	-47.00	37.62			Vertical
4	2811.8120	-60.56	-13.00	47.56	-9.70	-47.85	38.15			Vertical
5	3444.4440	-60.67	-13.00	47.67	-9.50	-47.53	38.03			Vertical
6	3528.5290	-59.95	-13.00	46.95	-9.12	-47.72	38.60			Vertical
7	4225.2250	-58.59	-13.00	45.59	-7.10	-46.61	39.51			Vertical
8	4927.9280	-56.83	-13.00	43.83	-3.78	-44.45	40.67			Vertical
9	5162.1620	-54.35	-13.00	41.35	-2.48	-43.66	41.18			Vertical
10	5630.6310	-55.48	-13.00	42.48	-2.49	-42.94	40.45			Vertical
11	6333.3330	-54.49	-13.00	41.49	-0.11	-42.43	42.32			Vertical
12	6981.9820	-51.92	-13.00	38.92	3.83	-40.09	43.92			Vertical
13	7042.0420	-51.96	-13.00	38.96	4.46	-39.90	44.36			Vertical
14	8735.7360	-50.05	-13.00	37.05	7.37	-39.10	46.47			Vertical
15	10477.4770	-54.72	-13.00	41.72	12.55	-36.32	48.87			Vertical
16	12216.2160	-52.36	-13.00	39.36	17.60	-31.25	48.85			Vertical
17	13945.9460	-50.92	-13.00	37.92	21.08	-28.63	49.71			Vertical
18	15702.7030	-53.53	-13.00	40.53	18.54	-29.81	48.35			Vertical
19	17441.4410	-48.73	-13.00	35.73	22.96	-27.21	50.17			Vertical

Test Graph

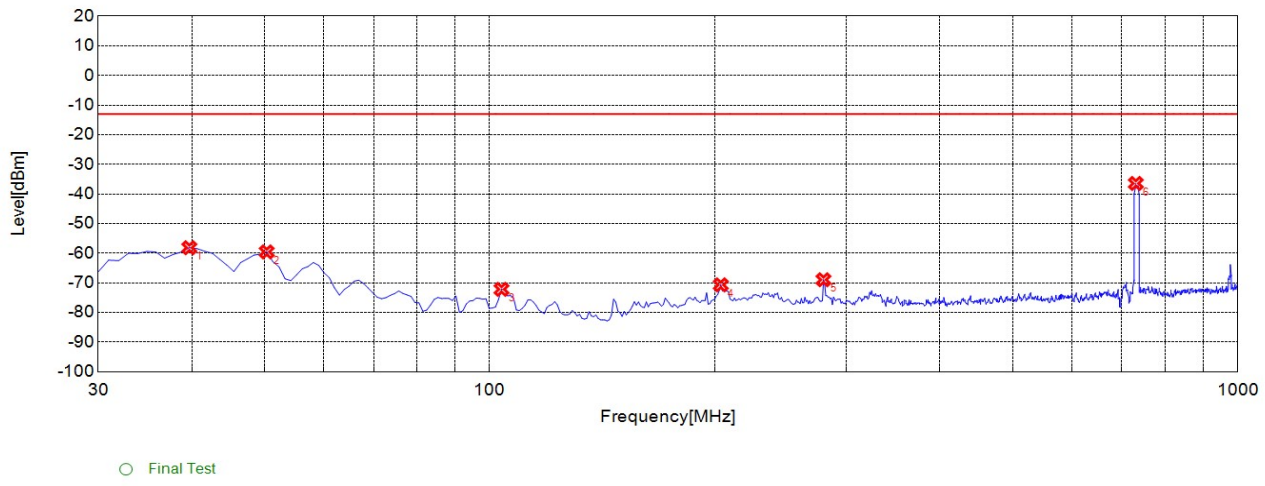

CA_4A-12A Low 4A_20M 12A_10M 1RB 30M-1G H

Suspected List

NO.	Freq. [MHz]	Level [dBm]	Limit [dBm]	Margin [dB]	Factor [dB]	Path [dB]	Air [dB]	Angle [°]	EUT Pol.	Ant. Pol.
1	39.7100	-58.15	-13.00	45.15	-7.19	-39.54	32.35			Horizontal
2	50.3900	-59.56	-13.00	46.56	-7.16	-39.46	32.30			Horizontal
3	103.7940	-72.19	-13.00	59.19	-17.50	-38.70	21.20			Horizontal
4	203.8040	-70.69	-13.00	57.69	-14.59	-37.73	23.14			Horizontal
5	279.5400	-68.96	-13.00	55.96	-12.04	-37.04	25.00			Horizontal
6	731.0410	-36.45	-13.00	23.45	-3.46	-34.27	30.81			NA

Test Graph

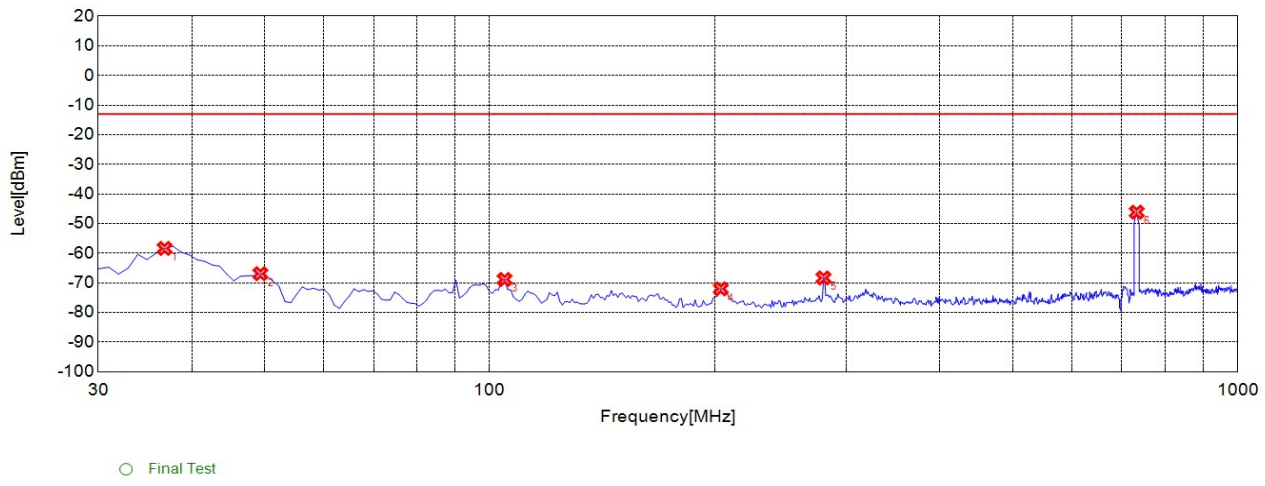

CA_4A-12A Low 4A_20M 12A_10M 1RB 30M-1G V

Suspected List

NO.	Freq. [MHz]	Level [dBm]	Limit [dBm]	Margin [dB]	Factor [dB]	Path [dB]	Air [dB]	Angle [°]	EUT Pol.	Ant. Pol.
1	36.7970	-58.38	-13.00	45.38	-16.55	-39.57	23.02			Vertical
2	49.4190	-66.92	-13.00	53.92	-15.27	-39.46	24.19			Vertical
3	104.7650	-68.87	-13.00	55.87	-14.20	-38.70	24.50			Vertical
4	203.8040	-72.02	-13.00	59.02	-16.34	-37.73	21.39			Vertical
5	279.5400	-68.35	-13.00	55.35	-12.54	-37.04	24.50			Vertical
6	732.9830	-46.16	-13.00	33.16	-3.39	-34.26	30.87			NA

Test Graph

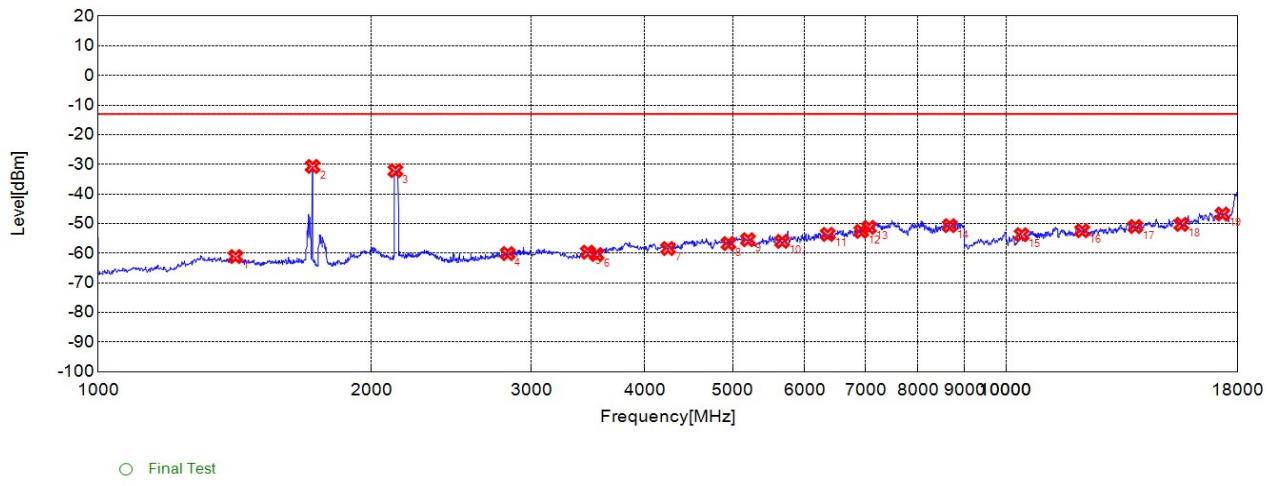

CA_4A-12A Mid 4A_20M 12A_10M 1RB 1-18G H

Suspected List

NO.	Freq. [MHz]	Level [dBm]	Limit [dBm]	Margin [dB]	Factor [dB]	Path [dB]	Air [dB]	Angle [°]	EUT Pol.	Ant. Pol.
1	1416.4160	-61.13	-13.00	48.13	-8.62	-45.37	36.75			Horizontal
2	1722.7230	-30.7	-13.00	17.70	-8.36	-46.31	37.95			NA
3	2125.1250	-32.14	-13.00	19.14	-8.16	-47.03	38.87			Horizontal
4	2825.8260	-60.13	-13.00	47.13	-9.19	-47.72	38.53			Horizontal
5	3462.4620	-59.64	-13.00	46.64	-8.73	-47.49	38.76			Horizontal
6	3540.5410	-60.45	-13.00	47.45	-8.73	-47.87	39.14			Horizontal
7	4243.2430	-58.42	-13.00	45.42	-7.07	-46.83	39.76			Horizontal
8	4945.9460	-56.75	-13.00	43.75	-3.61	-44.81	41.20			Horizontal
9	5198.1980	-55.45	-13.00	42.45	-2.01	-43.17	41.16			Horizontal
10	5666.6670	-56.03	-13.00	43.03	-1.97	-42.79	40.82			Horizontal
11	6363.3630	-53.66	-13.00	40.66	-0.18	-42.41	42.23			Horizontal
12	6927.9280	-52.62	-13.00	39.62	3.18	-40.44	43.62			Horizontal
13	7066.0660	-51.28	-13.00	38.28	4.71	-39.88	44.59			Horizontal
14	8669.6700	-50.7	-13.00	37.70	7.65	-38.83	46.48			Horizontal
15	10405.4050	-53.75	-13.00	40.75	14.97	-34.54	49.51			Horizontal
16	12135.1350	-52.42	-13.00	39.42	18.11	-31.32	49.43			Horizontal
17	13882.8830	-51	-13.00	38.00	21.44	-28.28	49.72			Horizontal
18	15603.6040	-50.27	-13.00	37.27	21.18	-29.12	50.30			Horizontal
19	17315.3150	-46.79	-13.00	33.79	23.88	-27.64	51.52			Horizontal

Test Graph

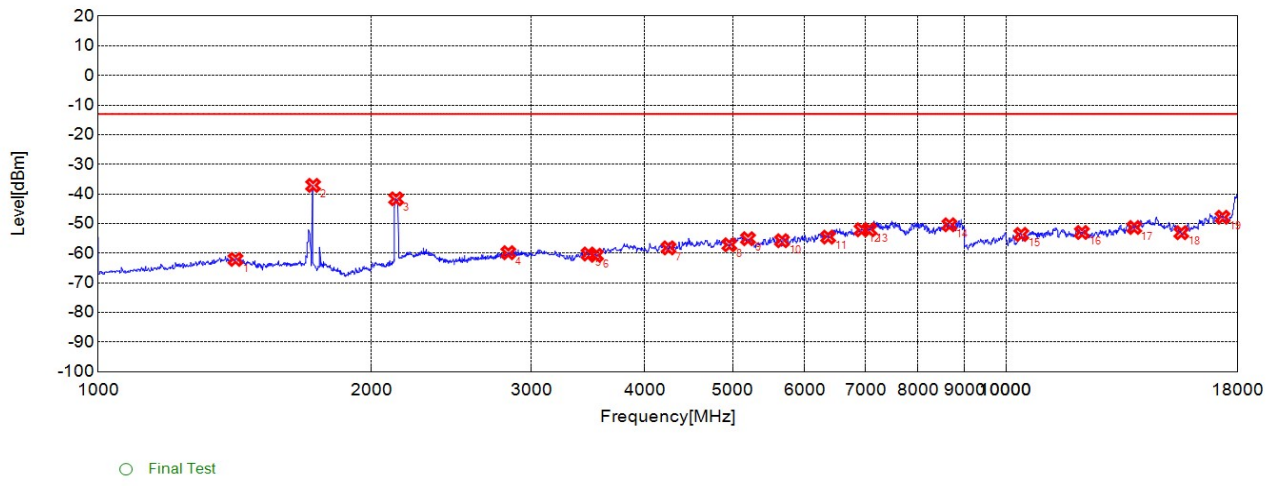

CA_4A-12A Mid 4A_20M 12A_10M 1RB 1-18G V

Suspected List

NO.	Freq. [MHz]	Level [dBm]	Limit [dBm]	Margin [dB]	Factor [dB]	Path [dB]	Air [dB]	Angle [°]	EUT Pol.	Ant. Pol.
1	1416.4160	-62.1	-13.00	49.10	-8.38	-45.37	36.99			Vertical
2	1724.7250	-37.11	-13.00	24.11	-9.34	-46.31	36.97			NA
3	2129.1290	-41.66	-13.00	28.66	-9.31	-46.98	37.67			Vertical
4	2829.8300	-59.82	-13.00	46.82	-9.47	-47.69	38.22			Vertical
5	3468.4680	-60.28	-13.00	47.28	-9.21	-47.47	38.26			Vertical
6	3534.5350	-60.71	-13.00	47.71	-9.19	-47.80	38.61			Vertical
7	4249.2490	-58.21	-13.00	45.21	-7.36	-46.90	39.54			Vertical
8	4957.9580	-57.16	-13.00	44.16	-4.01	-44.72	40.71			Vertical
9	5198.1980	-55.12	-13.00	42.12	-2.30	-43.17	40.87			Vertical
10	5666.6670	-55.79	-13.00	42.79	-2.23	-42.79	40.56			Vertical
11	6369.3690	-54.57	-13.00	41.57	0.13	-42.36	42.49			Vertical
12	6933.9340	-52.1	-13.00	39.10	3.25	-40.47	43.72			Vertical
13	7072.0720	-52.07	-13.00	39.07	4.77	-39.86	44.63			Vertical
14	8663.6640	-50.42	-13.00	37.42	7.53	-38.86	46.39			Vertical
15	10396.3960	-53.66	-13.00	40.66	15.17	-34.43	49.60			Vertical
16	12126.1260	-52.98	-13.00	39.98	17.25	-31.52	48.77			Vertical
17	13846.8470	-51.31	-13.00	38.31	21.26	-28.39	49.65			Vertical
18	15603.6040	-53.08	-13.00	40.08	18.49	-29.12	47.61			Vertical
19	17324.3240	-47.87	-13.00	34.87	23.06	-27.47	50.53			Vertical

Test Graph

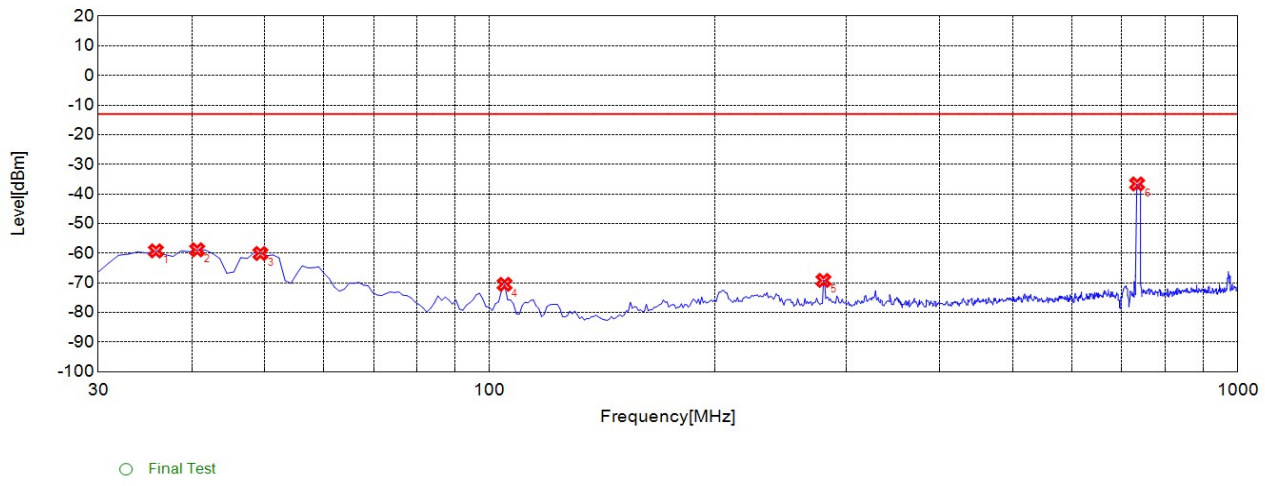

CA_4A-12A Mid 4A_20M 12A_10M 1RB 30M-1G H

Suspected List

NO.	Freq. [MHz]	Level [dBm]	Limit [dBm]	Margin [dB]	Factor [dB]	Path [dB]	Air [dB]	Angle [°]	EUT Pol.	Ant. Pol.
1	35.8260	-59.23	-13.00	46.23	-8.93	-39.57	30.64			Horizontal
2	40.6810	-58.87	-13.00	45.87	-7.05	-39.53	32.48			Horizontal
3	49.4190	-60.1	-13.00	47.10	-7.01	-39.46	32.45			Horizontal
4	104.7650	-70.51	-13.00	57.51	-17.53	-38.70	21.17			Horizontal
5	279.5400	-69.19	-13.00	56.19	-12.04	-37.04	25.00			Horizontal
6	733.9540	-36.62	-13.00	23.62	-3.39	-34.26	30.87			NA

Test Graph

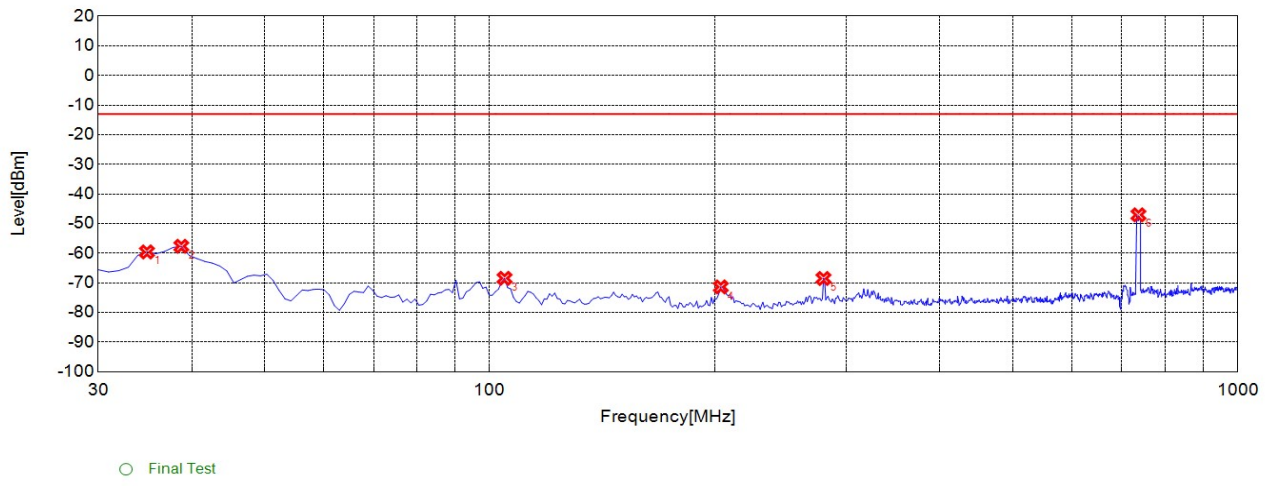

CA_4A-12A Mid 4A_20M 12A_10M 1RB 30M-1G V

Suspected List										
NO.	Freq. [MHz]	Level [dBm]	Limit [dBm]	Margin [dB]	Factor [dB]	Path [dB]	Air [dB]	Angle [°]	EUT Pol.	Ant. Pol.
1	34.8550	-59.58	-13.00	46.58	-16.68	-39.58	22.90			Vertical
2	38.7390	-57.66	-13.00	44.66	-16.41	-39.55	23.14			Vertical
3	104.7650	-68.47	-13.00	55.47	-14.20	-38.70	24.50			Vertical
4	203.8040	-71.38	-13.00	58.38	-16.34	-37.73	21.39			Vertical
5	279.5400	-68.53	-13.00	55.53	-12.54	-37.04	24.50			Vertical
6	736.8670	-47.06	-13.00	34.06	-3.31	-34.25	30.94			NA

Test Graph

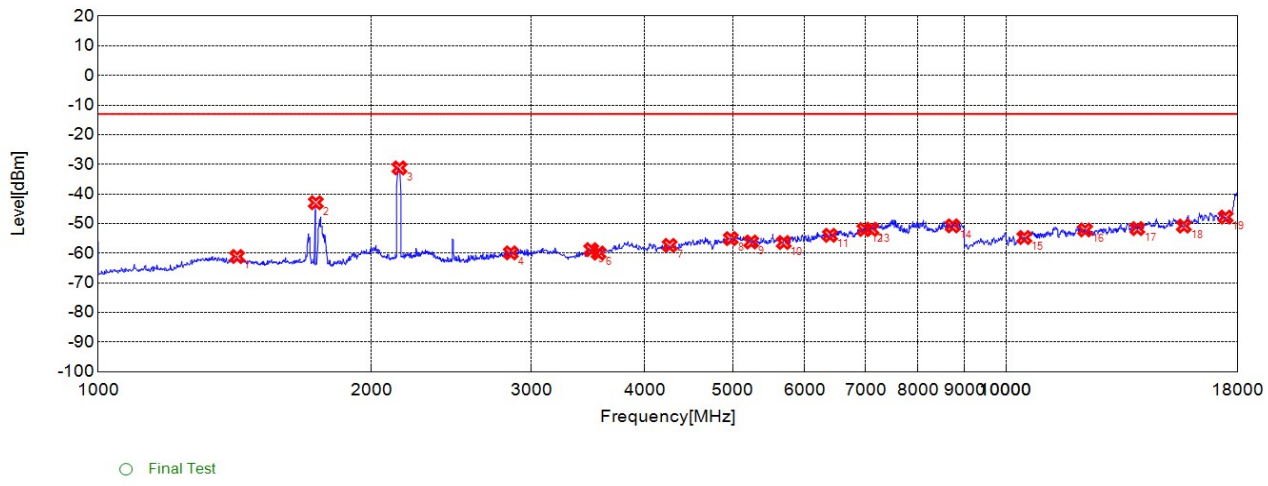

CA_4A-12A High 4A_20M 12A_10M 1RB 1-18G H

Suspected List

NO.	Freq. [MHz]	Level [dBm]	Limit [dBm]	Margin [dB]	Factor [dB]	Path [dB]	Air [dB]	Angle [°]	EUT Pol.	Ant. Pol.
1	1422.4220	-61.11	-13.00	48.11	-8.68	-45.38	36.70			Horizontal
2	1736.7370	-42.96	-13.00	29.96	-8.32	-46.29	37.97			NA
3	2147.1470	-31.22	-13.00	18.22	-7.82	-46.76	38.94			Horizontal
4	2847.8480	-59.89	-13.00	46.89	-8.93	-47.52	38.59			Horizontal
5	3492.4920	-58.8	-13.00	45.80	-8.41	-47.39	38.98			Horizontal
6	3558.5590	-59.98	-13.00	46.98	-8.63	-47.81	39.18			Horizontal
7	4261.2610	-57.37	-13.00	44.37	-6.95	-46.76	39.81			Horizontal
8	4975.9760	-55.09	-13.00	42.09	-3.04	-44.33	41.29			Horizontal
9	5240.2400	-56.23	-13.00	43.23	-2.61	-43.43	40.82			Horizontal
10	5690.6910	-56.4	-13.00	43.40	-1.92	-42.75	40.83			Horizontal
11	6399.3990	-53.97	-13.00	40.97	0.17	-42.09	42.26			Horizontal
12	6981.9820	-52	-13.00	39.00	3.99	-40.09	44.08			Horizontal
13	7108.1080	-51.94	-13.00	38.94	5.09	-39.73	44.82			Horizontal
14	8735.7360	-50.78	-13.00	37.78	7.61	-39.10	46.71			Horizontal
15	10477.4770	-54.7	-13.00	41.70	12.63	-36.32	48.95			Horizontal
16	12225.2250	-52.15	-13.00	39.15	18.20	-31.05	49.25			Horizontal
17	13954.9550	-51.68	-13.00	38.68	20.92	-28.63	49.55			Horizontal
18	15702.7030	-50.84	-13.00	37.84	21.14	-29.81	50.95			Horizontal
19	17459.4590	-47.81	-13.00	34.81	23.86	-27.15	51.01			Horizontal

Test Graph

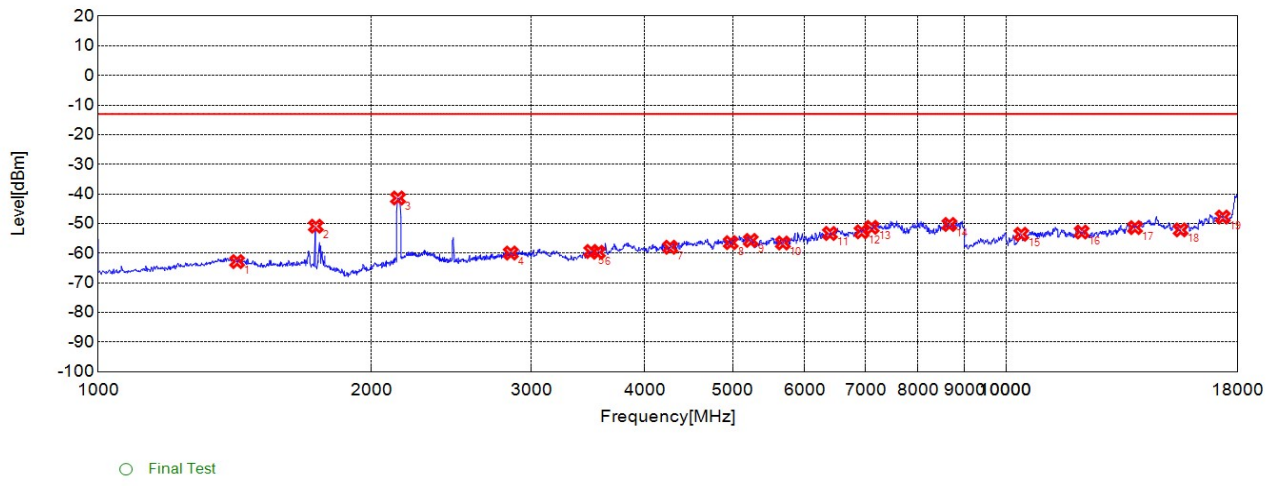

CA_4A-12A High 4A_20M 12A_10M 1RB 1-18G V

Suspected List

NO.	Freq. [MHz]	Level [dBm]	Limit [dBm]	Margin [dB]	Factor [dB]	Path [dB]	Air [dB]	Angle [°]	EUT Pol.	Ant. Pol.
1	1422.4220	-62.83	-13.00	49.83	-8.51	-45.38	36.87			Vertical
2	1736.7370	-50.89	-13.00	37.89	-9.30	-46.29	36.99			NA
3	2139.1390	-41.39	-13.00	28.39	-8.92	-46.85	37.93			Vertical
4	2847.8480	-59.95	-13.00	46.95	-9.23	-47.52	38.29			Vertical
5	3492.4920	-59.41	-13.00	46.41	-8.89	-47.39	38.50			Vertical
6	3552.5530	-59.7	-13.00	46.70	-9.31	-47.94	38.63			Vertical
7	4267.2670	-57.99	-13.00	44.99	-7.12	-46.68	39.56			Vertical
8	4975.9760	-56.44	-13.00	43.44	-3.60	-44.33	40.73			Vertical
9	5234.2340	-55.69	-13.00	42.69	-2.84	-43.39	40.55			Vertical
10	5678.6790	-56.55	-13.00	43.55	-2.17	-42.77	40.60			Vertical
11	6399.3990	-53.34	-13.00	40.34	0.55	-42.09	42.64			Vertical
12	6933.9340	-52.78	-13.00	39.78	3.25	-40.47	43.72			Vertical
13	7114.1140	-51.27	-13.00	38.27	5.27	-39.70	44.97			Vertical
14	8663.6640	-50.3	-13.00	37.30	7.53	-38.86	46.39			Vertical
15	10396.3960	-53.59	-13.00	40.59	15.17	-34.43	49.60			Vertical
16	12117.1170	-52.83	-13.00	39.83	17.04	-31.72	48.76			Vertical
17	13873.8740	-51.36	-13.00	38.36	21.41	-28.33	49.74			Vertical
18	15576.5770	-52.13	-13.00	39.13	18.88	-28.98	47.86			Vertical
19	17333.3330	-47.81	-13.00	34.81	23.19	-27.30	50.49			Vertical

Test Graph

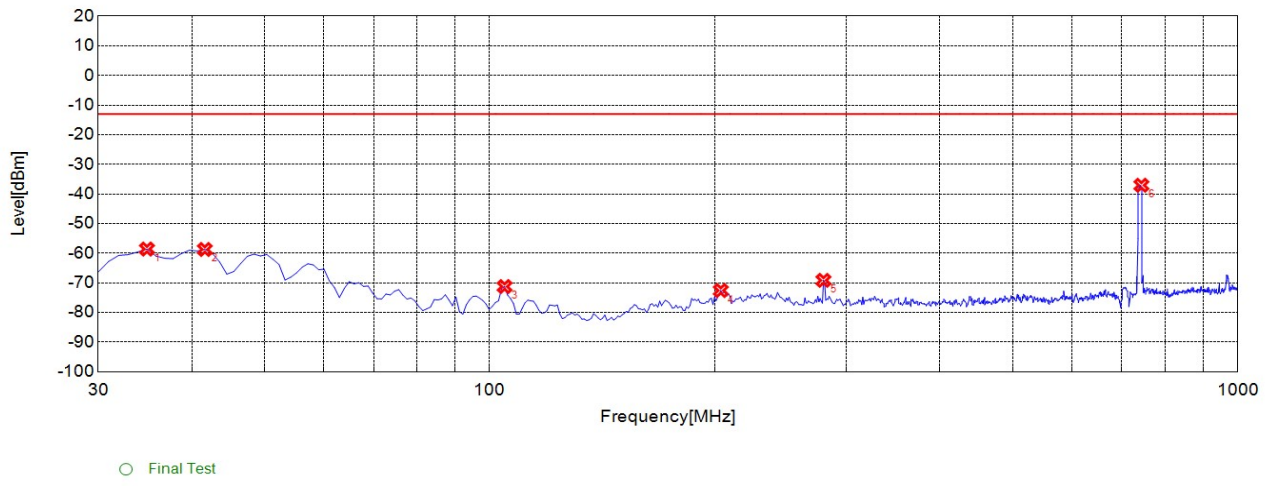

CA_4A-12A High 4A_20M 12A_10M 1RB 30M-1G H

Suspected List

NO.	Freq. [MHz]	Level [dBm]	Limit [dBm]	Margin [dB]	Factor [dB]	Path [dB]	Air [dB]	Angle [°]	EUT Pol.	Ant. Pol.
1	34.8550	-58.6	-13.00	45.60	-9.37	-39.58	30.21			Horizontal
2	41.6520	-58.73	-13.00	45.73	-7.05	-39.53	32.48			Horizontal
3	104.7650	-71.26	-13.00	58.26	-17.53	-38.70	21.17			Horizontal
4	203.8040	-72.59	-13.00	59.59	-14.59	-37.73	23.14			Horizontal
5	279.5400	-69.16	-13.00	56.16	-12.04	-37.04	25.00			Horizontal
6	743.6640	-37.07	-13.00	24.07	-3.16	-34.22	31.06			NA

Test Graph

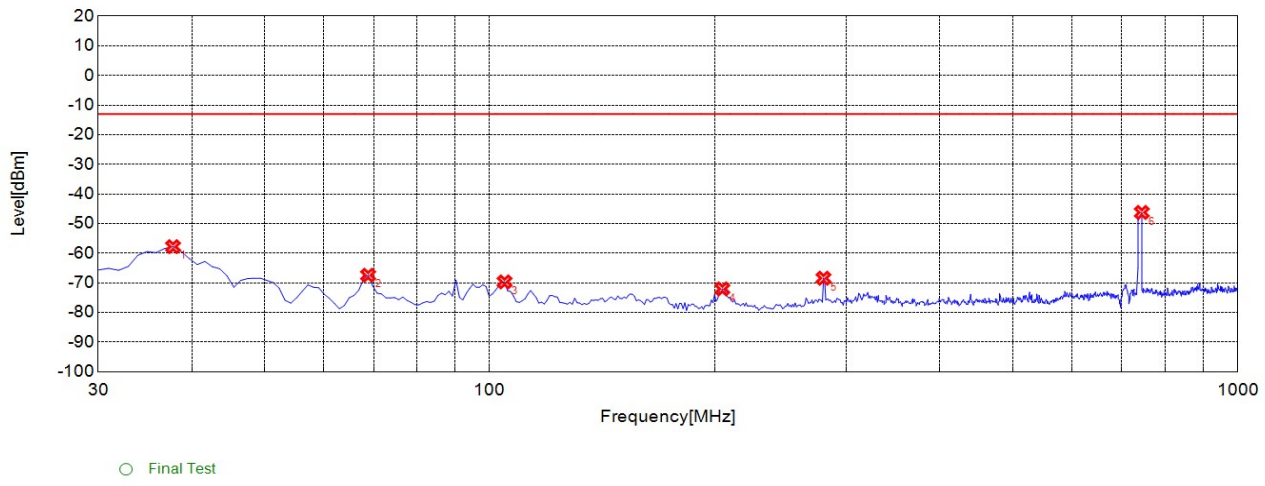

CA_4A-12A High 4A_20M 12A_10M 1RB 30M-1G V

Suspected List

NO.	Freq. [MHz]	Level [dBm]	Limit [dBm]	Margin [dB]	Factor [dB]	Path [dB]	Air [dB]	Angle [°]	EUT Pol.	Ant. Pol.
1	37.7680	-57.79	-13.00	44.79	-16.48	-39.56	23.08			Vertical
2	68.8390	-67.44	-13.00	54.44	-18.23	-39.51	21.28			Vertical
3	104.7650	-69.69	-13.00	56.69	-14.20	-38.70	24.50			Vertical
4	204.7750	-72.05	-13.00	59.05	-16.40	-37.71	21.31			Vertical
5	279.5400	-68.44	-13.00	55.44	-12.54	-37.04	24.50			Vertical
6	744.6350	-46.24	-13.00	33.24	-2.96	-34.22	31.26			NA

Test Graph

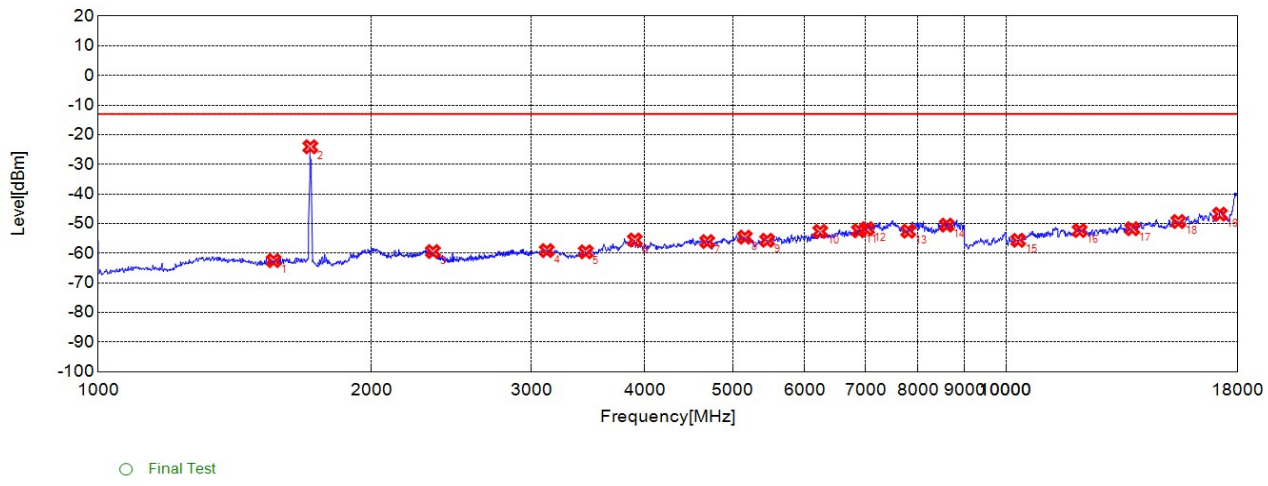

CA_4A-13A Low 4A_20M 13A_10M 1RB 1-18G H

Suspected List

NO.	Freq. [MHz]	Level [dBm]	Limit [dBm]	Margin [dB]	Factor [dB]	Path [dB]	Air [dB]	Angle [°]	EUT Pol.	Ant. Pol.
1	1560.5610	-62.5	-13.00	49.50	-9.29	-45.71	36.42			Horizontal
2	1712.7130	-24.09	-13.00	11.09	-8.39	-46.33	37.94			Horizontal
3	2337.3370	-59.44	-13.00	46.44	-7.95	-46.49	38.54			Horizontal
4	3120.1200	-59.12	-13.00	46.12	-8.36	-47.39	39.03			Horizontal
5	3444.4440	-59.54	-13.00	46.54	-8.90	-47.53	38.63			Horizontal
6	3900.9010	-55.55	-13.00	42.55	-6.91	-46.73	39.82			Horizontal
7	4687.6880	-56.08	-13.00	43.08	-3.98	-44.80	40.82			Horizontal
8	5156.1560	-54.59	-13.00	41.59	-2.41	-43.74	41.33			Horizontal
9	5456.4560	-55.63	-13.00	42.63	-2.16	-42.95	40.79			Horizontal
10	6243.2430	-52.64	-13.00	39.64	-0.04	-41.89	41.85			Horizontal
11	6885.8860	-52.42	-13.00	39.42	2.81	-40.50	43.31			Horizontal
12	7030.0300	-51.75	-13.00	38.75	4.52	-39.88	44.40			Horizontal
13	7804.8050	-52.57	-13.00	39.57	6.42	-38.20	44.62			Horizontal
14	8603.6040	-50.53	-13.00	37.53	7.64	-38.55	46.19			Horizontal
15	10315.3150	-55.65	-13.00	42.65	12.53	-36.29	48.82			Horizontal
16	12054.0540	-52.36	-13.00	39.36	18.12	-31.31	49.43			Horizontal
17	13774.7750	-51.75	-13.00	38.75	21.30	-28.34	49.64			Horizontal
18	15486.4860	-49.31	-13.00	36.31	21.99	-28.88	50.87			Horizontal
19	17207.2070	-46.83	-13.00	33.83	24.56	-27.14	51.70			Horizontal

Test Graph

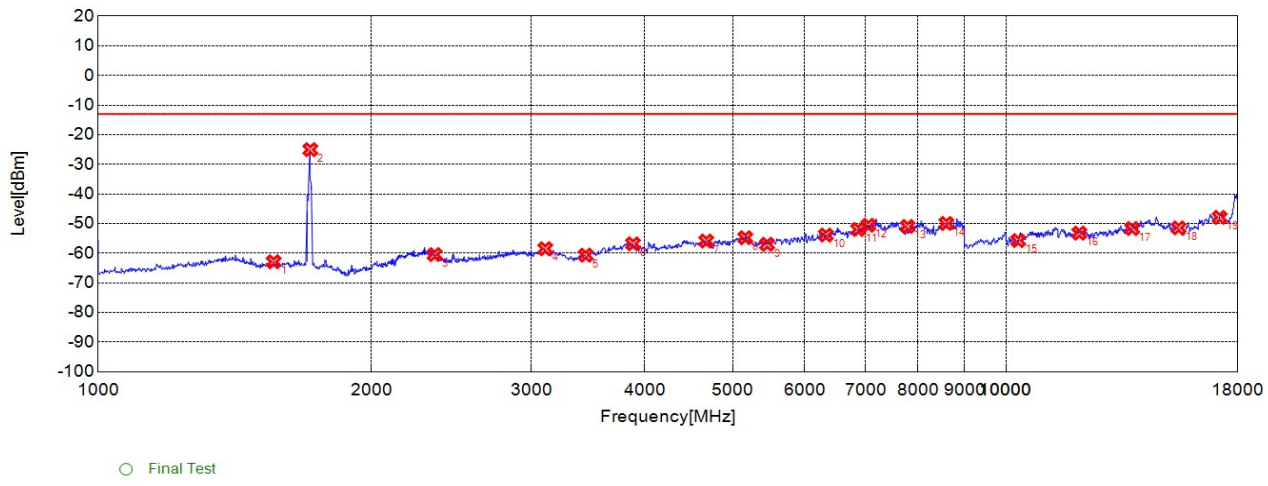

CA_4A-13A Low 4A_20M 13A_10M 1RB 1-18G V

Suspected List

NO.	Freq. [MHz]	Level [dBm]	Limit [dBm]	Margin [dB]	Factor [dB]	Path [dB]	Air [dB]	Angle [°]	EUT Pol.	Ant. Pol.
1	1560.5610	-62.9	-13.00	49.90	-10.04	-45.71	35.67			Vertical
2	1712.7130	-25.05	-13.00	12.05	-9.37	-46.33	36.96			Vertical
3	2347.3470	-60.47	-13.00	47.47	-8.43	-46.55	38.12			Vertical
4	3108.1080	-58.48	-13.00	45.48	-8.62	-47.20	38.58			Vertical
5	3444.4440	-60.67	-13.00	47.67	-9.50	-47.53	38.03			Vertical
6	3882.8830	-56.85	-13.00	43.85	-7.54	-46.85	39.31			Vertical
7	4675.6760	-55.91	-13.00	42.91	-4.34	-44.88	40.54			Vertical
8	5162.1620	-54.78	-13.00	41.78	-2.48	-43.66	41.18			Vertical
9	5456.4560	-56.99	-13.00	43.99	-2.47	-42.95	40.48			Vertical
10	6333.3330	-53.87	-13.00	40.87	-0.11	-42.43	42.32			Vertical
11	6873.8740	-51.99	-13.00	38.99	2.79	-40.68	43.47			Vertical
12	7054.0540	-50.59	-13.00	37.59	4.56	-39.91	44.47			Vertical
13	7792.7930	-50.97	-13.00	37.97	6.29	-38.21	44.50			Vertical
14	8597.5980	-49.96	-13.00	36.96	7.46	-38.53	45.99			Vertical
15	10315.3150	-55.74	-13.00	42.74	12.44	-36.29	48.73			Vertical
16	12045.0450	-53.23	-13.00	40.23	17.61	-31.25	48.86			Vertical
17	13774.7750	-51.66	-13.00	38.66	21.20	-28.34	49.54			Vertical
18	15495.4950	-51.46	-13.00	38.46	19.86	-28.90	48.76			Vertical
19	17198.1980	-47.91	-13.00	34.91	23.64	-27.23	50.87			Vertical

Test Graph

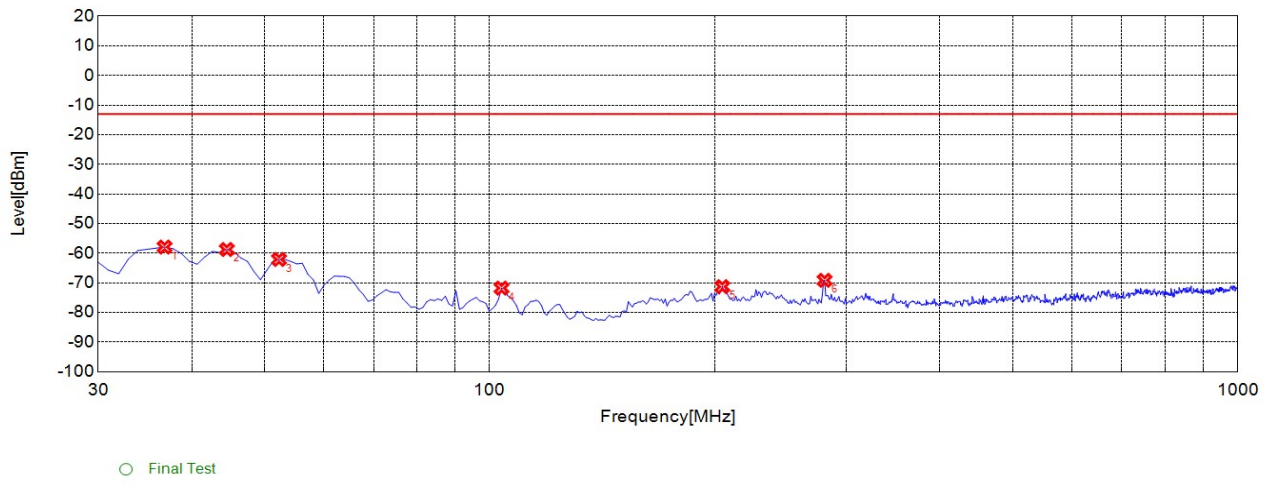

CA_4A-13A Low 4A_20M 13A_10M 1RB 30M-1G H

Suspected List

NO.	Freq. [MHz]	Level [dBm]	Limit [dBm]	Margin [dB]	Factor [dB]	Path [dB]	Air [dB]	Angle [°]	EUT Pol.	Ant. Pol.
1	36.7970	-57.93	-13.00	44.93	-8.51	-39.57	31.06			Horizontal
2	44.5650	-58.75	-13.00	45.75	-7.03	-39.50	32.47			Horizontal
3	52.3320	-62.11	-13.00	49.11	-7.93	-39.47	31.54			Horizontal
4	103.7940	-71.78	-13.00	58.78	-17.50	-38.70	21.20			Horizontal
5	204.7750	-71.29	-13.00	58.29	-14.51	-37.71	23.20			Horizontal
6	280.5110	-69.15	-13.00	56.15	-12.02	-37.03	25.01			Horizontal

Test Graph

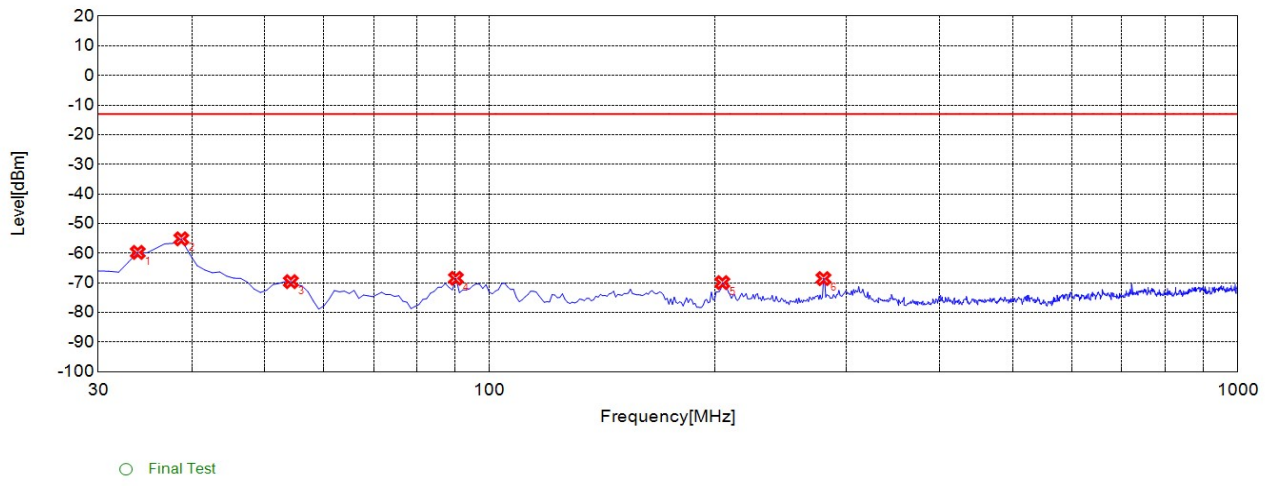

CA_4A-13A Low 4A_20M 13A_10M 1RB 30M-1G V

Suspected List										
NO.	Freq. [MHz]	Level [dBm]	Limit [dBm]	Margin [dB]	Factor [dB]	Path [dB]	Air [dB]	Angle [°]	EUT Pol.	Ant. Pol.
1	33.8840	-59.73	-13.00	46.73	-16.76	-39.59	22.83			Vertical
2	38.7390	-55.16	-13.00	42.16	-16.41	-39.55	23.14			Vertical
3	54.2740	-69.61	-13.00	56.61	-16.54	-39.47	22.93			Vertical
4	90.2000	-68.47	-13.00	55.47	-16.50	-38.71	22.21			Vertical
5	204.7750	-69.93	-13.00	56.93	-16.40	-37.71	21.31			Vertical
6	279.5400	-68.57	-13.00	55.57	-12.54	-37.04	24.50			Vertical

Test Graph

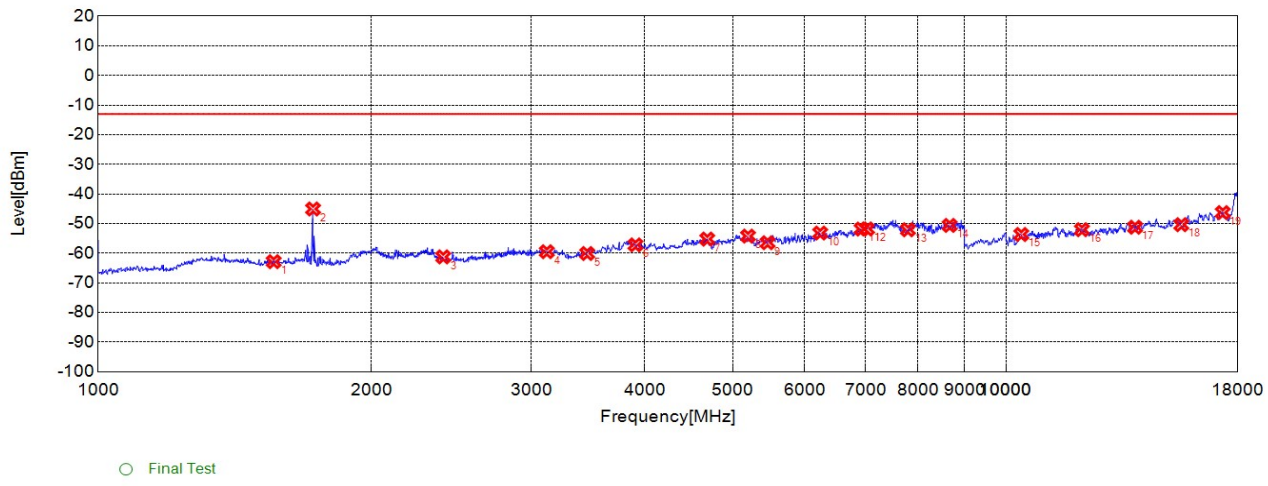

CA_4A-13A Mid 4A_20M 13A_10M 1RB 1-18G H

Suspected List

NO.	Freq. [MHz]	Level [dBm]	Limit [dBm]	Margin [dB]	Factor [dB]	Path [dB]	Air [dB]	Angle [°]	EUT Pol.	Ant. Pol.
1	1560.5610	-62.86	-13.00	49.86	-9.29	-45.71	36.42			Horizontal
2	1724.7250	-45.07	-13.00	32.07	-8.36	-46.31	37.95			NA
3	2399.3990	-61.25	-13.00	48.25	-10.19	-47.45	37.26			Horizontal
4	3120.1200	-59.5	-13.00	46.50	-8.36	-47.39	39.03			Horizontal
5	3456.4560	-60.09	-13.00	47.09	-8.79	-47.51	38.72			Horizontal
6	3906.9070	-57.19	-13.00	44.19	-7.00	-46.81	39.81			Horizontal
7	4687.6880	-55.23	-13.00	42.23	-3.98	-44.80	40.82			Horizontal
8	5198.1980	-54.23	-13.00	41.23	-2.01	-43.17	41.16			Horizontal
9	5462.4620	-56.46	-13.00	43.46	-2.15	-42.93	40.78			Horizontal
10	6243.2430	-53.2	-13.00	40.20	-0.04	-41.89	41.85			Horizontal
11	6933.9340	-51.86	-13.00	38.86	3.20	-40.47	43.67			Horizontal
12	7030.0300	-51.8	-13.00	38.80	4.52	-39.88	44.40			Horizontal
13	7798.7990	-52.1	-13.00	39.10	6.33	-38.26	44.59			Horizontal
14	8669.6700	-50.63	-13.00	37.63	7.65	-38.83	46.48			Horizontal
15	10396.3960	-53.68	-13.00	40.68	15.09	-34.43	49.52			Horizontal
16	12126.1260	-52.07	-13.00	39.07	17.93	-31.52	49.45			Horizontal
17	13873.8740	-51.24	-13.00	38.24	21.37	-28.33	49.70			Horizontal
18	15603.6040	-50.38	-13.00	37.38	21.18	-29.12	50.30			Horizontal
19	17333.3330	-46.29	-13.00	33.29	24.10	-27.30	51.40			Horizontal

Test Graph

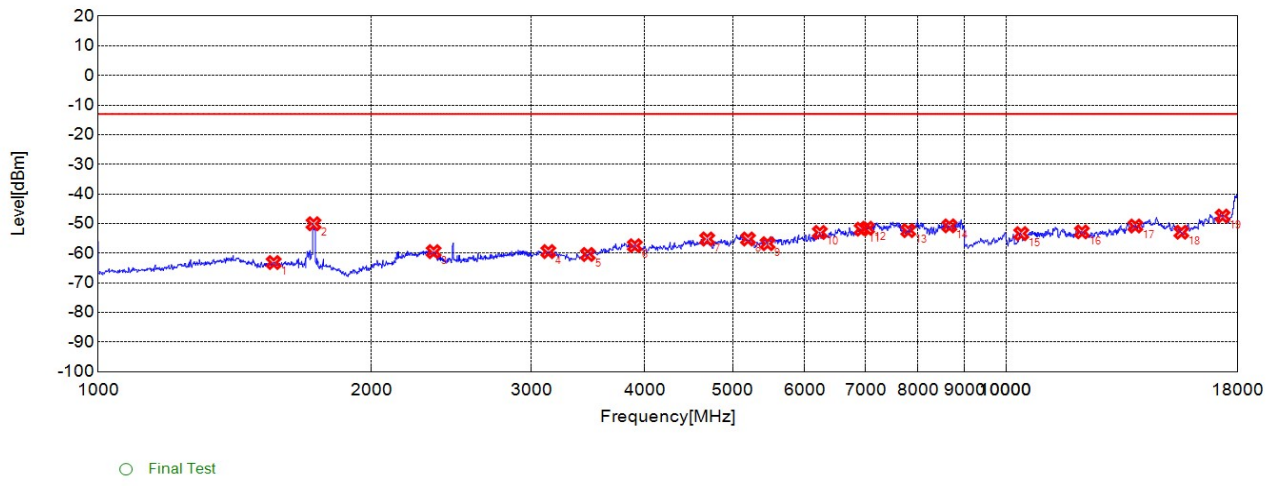

CA_4A-13A Mid 4A_20M 13A_10M 1RB 1-18G V

Suspected List

NO.	Freq. [MHz]	Level [dBm]	Limit [dBm]	Margin [dB]	Factor [dB]	Path [dB]	Air [dB]	Angle [°]	EUT Pol.	Ant. Pol.
1	1560.5610	-63.15	-13.00	50.15	-10.04	-45.71	35.67			Vertical
2	1726.7270	-50.06	-13.00	37.06	-9.34	-46.31	36.97			Vertical
3	2341.3410	-59.46	-13.00	46.46	-8.27	-46.51	38.24			Vertical
4	3132.1320	-59.45	-13.00	46.45	-8.97	-47.57	38.60			Vertical
5	3462.4620	-60.42	-13.00	47.42	-9.29	-47.49	38.20			Vertical
6	3900.9010	-57.47	-13.00	44.47	-7.37	-46.73	39.36			Vertical
7	4687.6880	-55.2	-13.00	42.20	-4.19	-44.80	40.61			Vertical
8	5198.1980	-55.21	-13.00	42.21	-2.30	-43.17	40.87			Vertical
9	5462.4620	-56.79	-13.00	43.79	-2.45	-42.93	40.48			Vertical
10	6237.2370	-52.98	-13.00	39.98	-0.34	-41.95	41.61			Vertical
11	6933.9340	-51.89	-13.00	38.89	3.25	-40.47	43.72			Vertical
12	7030.0300	-51.57	-13.00	38.57	4.38	-39.88	44.26			Vertical
13	7804.8050	-52.36	-13.00	39.36	6.30	-38.20	44.50			Vertical
14	8663.6640	-50.78	-13.00	37.78	7.53	-38.86	46.39			Vertical
15	10396.3960	-53.39	-13.00	40.39	15.17	-34.43	49.60			Vertical
16	12126.1260	-52.79	-13.00	39.79	17.25	-31.52	48.77			Vertical
17	13882.8830	-50.82	-13.00	37.82	21.49	-28.28	49.77			Vertical
18	15603.6040	-52.92	-13.00	39.92	18.49	-29.12	47.61			Vertical
19	17324.3240	-47.47	-13.00	34.47	23.06	-27.47	50.53			Vertical

Test Graph

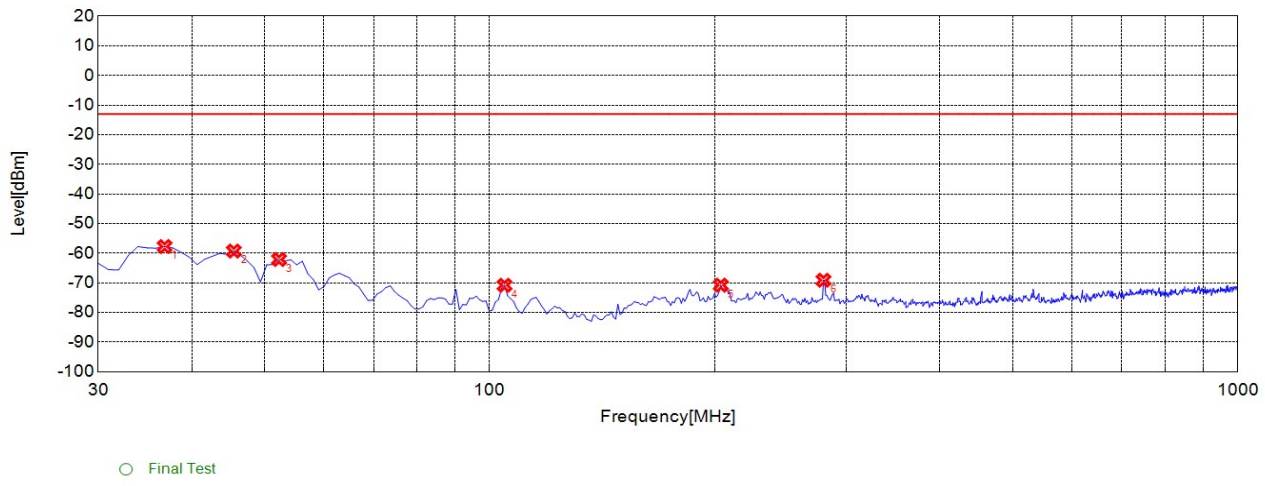

CA_4A-13A Mid 4A_20M 13A_10M 1RB 30M-1G H

Suspected List

NO.	Freq. [MHz]	Level [dBm]	Limit [dBm]	Margin [dB]	Factor [dB]	Path [dB]	Air [dB]	Angle [°]	EUT Pol.	Ant. Pol.
1	36.7970	-57.75	-13.00	44.75	-8.51	-39.57	31.06			Horizontal
2	45.5360	-59.28	-13.00	46.28	-7.04	-39.50	32.46			Horizontal
3	52.3320	-62.13	-13.00	49.13	-7.93	-39.47	31.54			Horizontal
4	104.7650	-70.82	-13.00	57.82	-17.53	-38.70	21.17			Horizontal
5	203.8040	-70.79	-13.00	57.79	-14.59	-37.73	23.14			Horizontal
6	279.5400	-69.12	-13.00	56.12	-12.04	-37.04	25.00			Horizontal

Test Graph

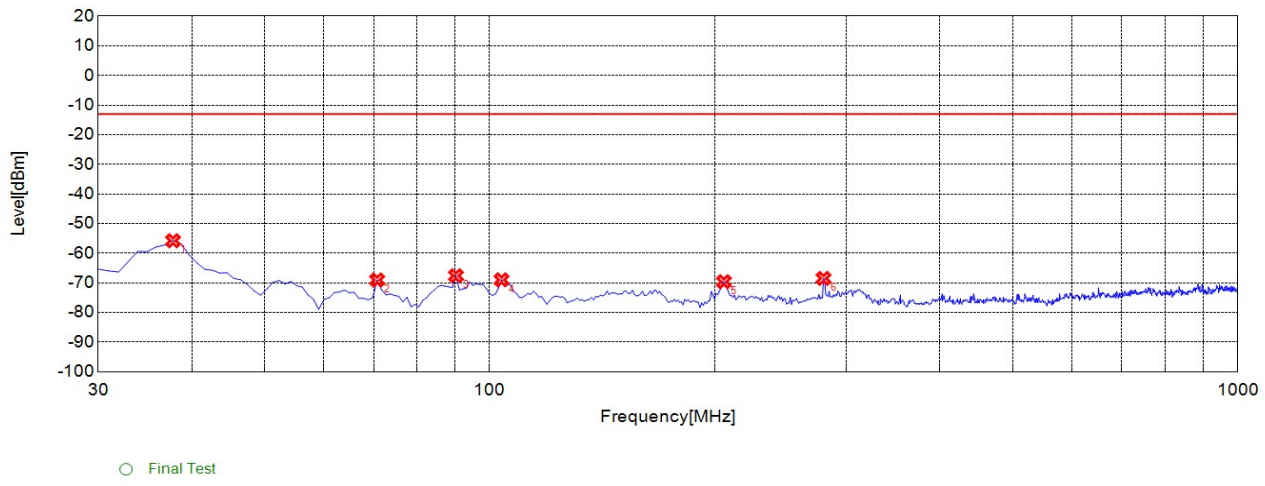

CA_4A-13A Mid 4A_20M 13A_10M 1RB 30M-1G V

Suspected List

NO.	Freq. [MHz]	Level [dBm]	Limit [dBm]	Margin [dB]	Factor [dB]	Path [dB]	Air [dB]	Angle [°]	EUT Pol.	Ant. Pol.
1	37.7680	-55.79	-13.00	42.79	-16.48	-39.56	23.08			Vertical
2	70.7810	-69.05	-13.00	56.05	-18.39	-39.48	21.09			Vertical
3	90.2000	-67.62	-13.00	54.62	-16.50	-38.71	22.21			Vertical
4	103.7940	-68.99	-13.00	55.99	-13.84	-38.70	24.86			Vertical
5	205.7460	-69.63	-13.00	56.63	-16.44	-37.68	21.24			Vertical
6	279.5400	-68.52	-13.00	55.52	-12.54	-37.04	24.50			Vertical

Test Graph

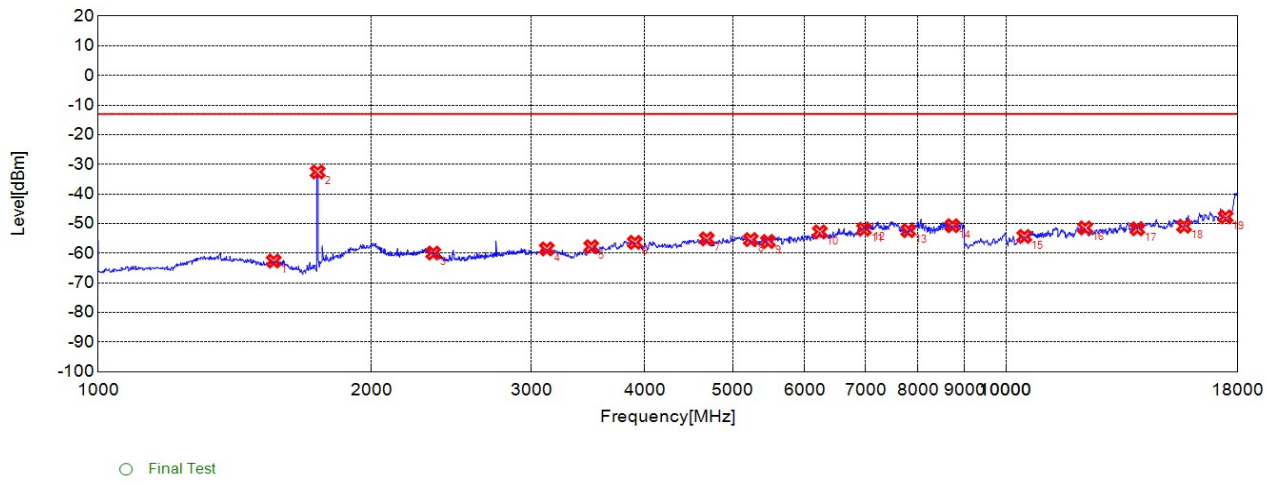

CA_4A-13A High 4A_20M 13A_10M 1RB 1-18G H

Suspected List

NO.	Freq. [MHz]	Level [dBm]	Limit [dBm]	Margin [dB]	Factor [dB]	Path [dB]	Air [dB]	Angle [°]	EUT Pol.	Ant. Pol.
1	1560.5610	-62.64	-13.00	49.64	-9.29	-45.71	36.42			Horizontal
2	1744.7450	-32.58	-13.00	19.58	-8.29	-46.27	37.98			NA
3	2339.3390	-59.95	-13.00	46.95	-8.00	-46.50	38.50			Horizontal
4	3120.1200	-58.55	-13.00	45.55	-8.36	-47.39	39.03			Horizontal
5	3492.4920	-57.81	-13.00	44.81	-8.41	-47.39	38.98			Horizontal
6	3900.9010	-56.36	-13.00	43.36	-6.91	-46.73	39.82			Horizontal
7	4681.6820	-55.18	-13.00	42.18	-4.05	-44.84	40.79			Horizontal
8	5234.2340	-55.41	-13.00	42.41	-2.52	-43.39	40.87			Horizontal
9	5468.4680	-56.06	-13.00	43.06	-2.13	-42.90	40.77			Horizontal
10	6237.2370	-52.81	-13.00	39.81	-0.14	-41.95	41.81			Horizontal
11	6975.9760	-51.9	-13.00	38.90	3.85	-40.18	44.03			Horizontal
12	7024.0240	-51.46	-13.00	38.46	4.49	-39.87	44.36			Horizontal
13	7804.8050	-52.38	-13.00	39.38	6.42	-38.20	44.62			Horizontal
14	8729.7300	-50.73	-13.00	37.73	7.67	-39.03	46.70			Horizontal
15	10477.4770	-54.34	-13.00	41.34	12.63	-36.32	48.95			Horizontal
16	12225.2250	-51.49	-13.00	38.49	18.20	-31.05	49.25			Horizontal
17	13954.9550	-51.75	-13.00	38.75	20.92	-28.63	49.55			Horizontal
18	15711.7120	-50.88	-13.00	37.88	21.16	-29.76	50.92			Horizontal
19	17459.4590	-47.76	-13.00	34.76	23.86	-27.15	51.01			Horizontal

Test Graph

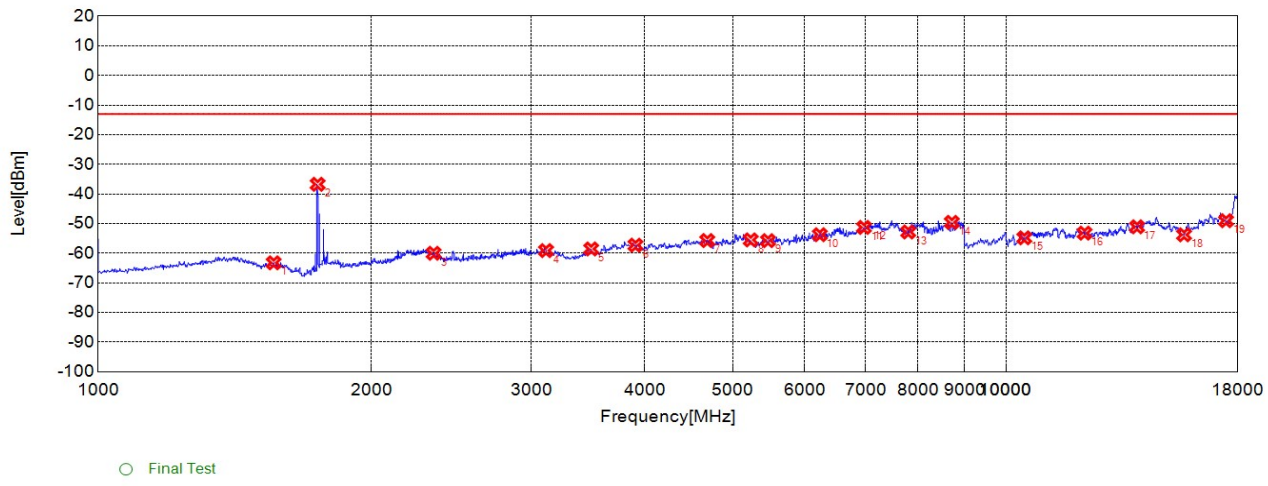

CA_4A-13A High 4A_20M 13A_10M 1RB 1-18G V

Suspected List

NO.	Freq. [MHz]	Level [dBm]	Limit [dBm]	Margin [dB]	Factor [dB]	Path [dB]	Air [dB]	Angle [°]	EUT Pol.	Ant. Pol.
1	1560.5610	-63.25	-13.00	50.25	-10.04	-45.71	35.67			Vertical
2	1744.7450	-36.74	-13.00	23.74	-9.27	-46.27	37.00			NA
3	2341.3410	-60.02	-13.00	47.02	-8.27	-46.51	38.24			Vertical
4	3114.1140	-59.12	-13.00	46.12	-8.71	-47.29	38.58			Vertical
5	3492.4920	-58.56	-13.00	45.56	-8.89	-47.39	38.50			Vertical
6	3906.9070	-57.29	-13.00	44.29	-7.46	-46.81	39.35			Vertical
7	4687.6880	-55.74	-13.00	42.74	-4.19	-44.80	40.61			Vertical
8	5234.2340	-55.52	-13.00	42.52	-2.84	-43.39	40.55			Vertical
9	5468.4680	-55.77	-13.00	42.77	-2.42	-42.90	40.48			Vertical
10	6237.2370	-53.76	-13.00	40.76	-0.34	-41.95	41.61			Vertical
11	6975.9760	-51.3	-13.00	38.30	3.71	-40.18	43.89			Vertical
12	7030.0300	-51.27	-13.00	38.27	4.38	-39.88	44.26			Vertical
13	7804.8050	-52.84	-13.00	39.84	6.30	-38.20	44.50			Vertical
14	8717.7180	-49.59	-13.00	36.59	7.65	-38.89	46.54			Vertical
15	10477.4770	-54.81	-13.00	41.81	12.55	-36.32	48.87			Vertical
16	12207.2070	-53.23	-13.00	40.23	17.43	-31.44	48.87			Vertical
17	13945.9460	-51.09	-13.00	38.09	21.08	-28.63	49.71			Vertical
18	15711.7120	-53.79	-13.00	40.79	18.55	-29.76	48.31			Vertical
19	17477.4770	-49.03	-13.00	36.03	22.89	-27.26	50.15			Vertical

Test Graph

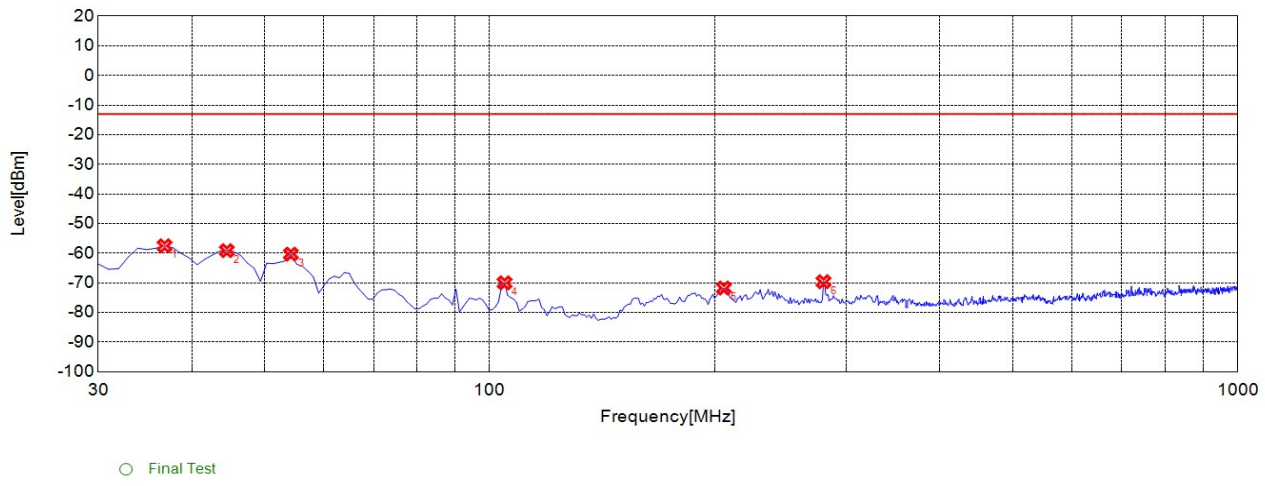

CA_4A-13A High 4A_20M 13A_10M 1RB 30M-1G H

Suspected List

NO.	Freq. [MHz]	Level [dBm]	Limit [dBm]	Margin [dB]	Factor [dB]	Path [dB]	Air [dB]	Angle [°]	EUT Pol.	Ant. Pol.
1	36.7970	-57.51	-13.00	44.51	-8.51	-39.57	31.06			Horizontal
2	44.5650	-59.14	-13.00	46.14	-7.03	-39.50	32.47			Horizontal
3	54.2740	-60.31	-13.00	47.31	-8.69	-39.47	30.78			Horizontal
4	104.7650	-70.02	-13.00	57.02	-17.53	-38.70	21.17			Horizontal
5	205.7460	-71.76	-13.00	58.76	-14.42	-37.68	23.26			Horizontal
6	279.5400	-69.63	-13.00	56.63	-12.04	-37.04	25.00			Horizontal

Test Graph

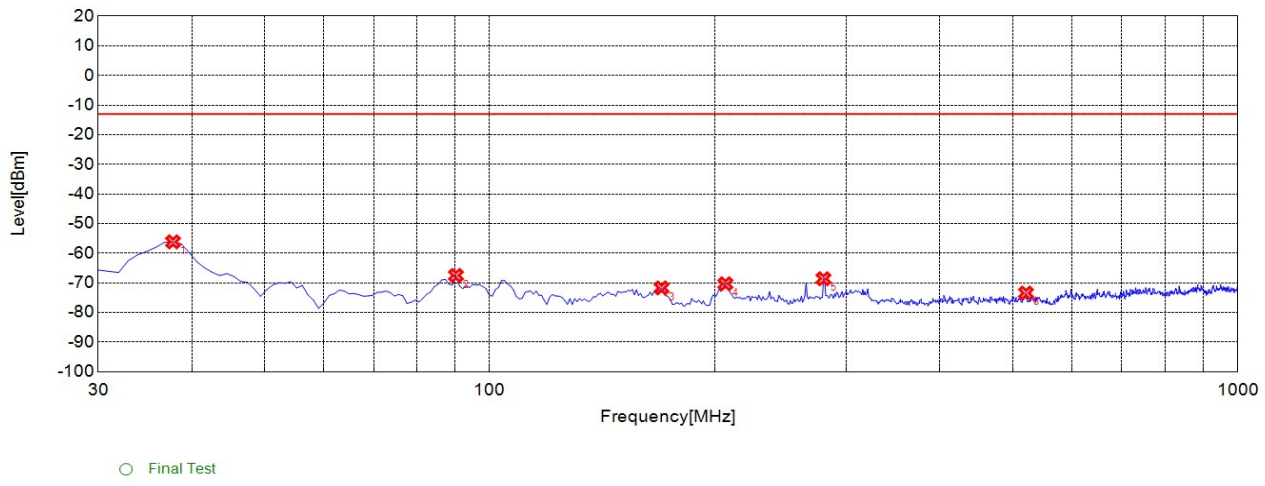

CA_4A-13A High 4A_20M 13A_10M 1RB 30M-1G V

Suspected List

NO.	Freq. [MHz]	Level [dBm]	Limit [dBm]	Margin [dB]	Factor [dB]	Path [dB]	Air [dB]	Angle [°]	EUT Pol.	Ant. Pol.
1	37.7680	-56.17	-13.00	43.17	-16.48	-39.56	23.08			Vertical
2	90.2000	-67.52	-13.00	54.52	-16.50	-38.71	22.21			Vertical
3	169.8200	-71.72	-13.00	58.72	-17.13	-38.12	20.99			Vertical
4	206.7170	-70.33	-13.00	57.33	-16.50	-37.66	21.16			Vertical
5	279.5400	-68.63	-13.00	55.63	-12.54	-37.04	24.50			Vertical
6	521.3110	-73.45	-13.00	60.45	-6.93	-35.08	28.15			Vertical

5A_66A

Test Graph

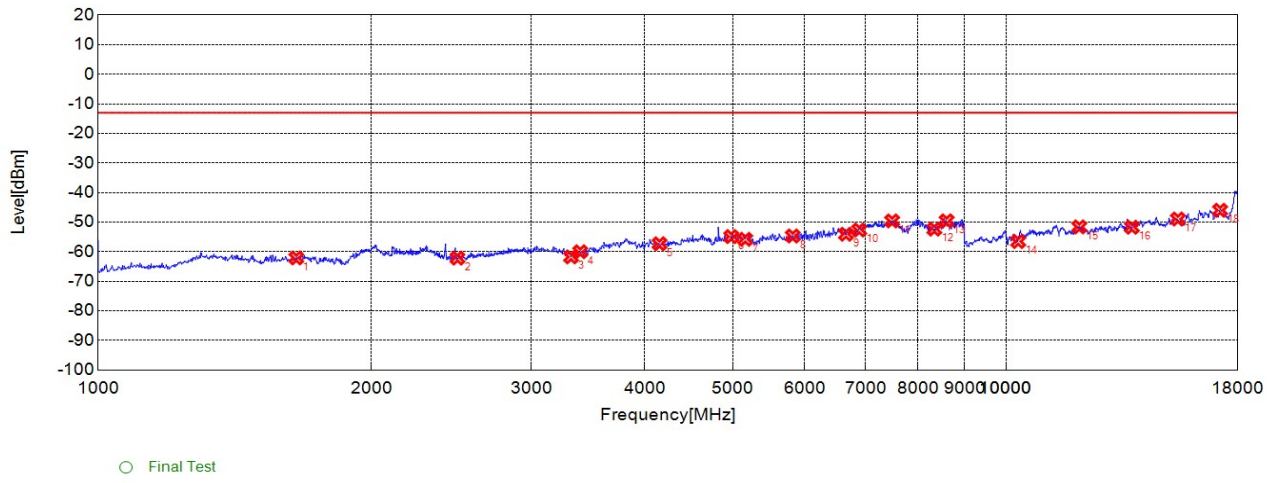

CA_5A-66A Low 5A_10M 66A_20M 1RB 1-18G H

Suspected List

NO.	Freq. [MHz]	Level [dBm]	Limit [dBm]	Margin [dB]	Factor [dB]	Path [dB]	Air [dB]	Angle [°]	EUT Pol.	Ant. Pol.
1	1652.6530	-62.12	-13.00	49.12	-8.94	-46.25	37.31			Horizontal
2	2487.4870	-62.16	-13.00	49.16	-10.41	-47.16	36.75			Horizontal
3	3318.3180	-61.76	-13.00	48.76	-10.01	-48.05	38.04			Horizontal
4	3396.3960	-60.02	-13.00	47.02	-9.23	-47.53	38.30			Horizontal
5	4153.1530	-57.32	-13.00	44.32	-7.28	-47.08	39.80			Horizontal
6	4981.9820	-54.9	-13.00	41.90	-2.89	-44.20	41.31			Horizontal
7	5162.1620	-55.81	-13.00	42.81	-2.36	-43.66	41.30			Horizontal
8	5822.8230	-54.69	-13.00	41.69	-1.24	-42.62	41.38			Horizontal
9	6663.6640	-54.1	-13.00	41.10	1.27	-41.82	43.09			Horizontal
10	6891.8920	-52.66	-13.00	39.66	2.93	-40.41	43.34			Horizontal
11	7492.4920	-49.6	-13.00	36.60	7.96	-38.19	46.15			Horizontal
12	8339.3390	-52.37	-13.00	39.37	6.66	-38.27	44.93			Horizontal
13	8603.6040	-49.57	-13.00	36.57	7.64	-38.55	46.19			Horizontal
14	10315.3150	-56.56	-13.00	43.56	12.53	-36.29	48.82			Horizontal
15	12045.0450	-51.62	-13.00	38.62	18.16	-31.25	49.41			Horizontal
16	13765.7660	-51.73	-13.00	38.73	21.00	-28.67	49.67			Horizontal
17	15468.4680	-48.96	-13.00	35.96	22.03	-28.83	50.86			Horizontal
18	17216.2160	-45.99	-13.00	32.99	24.65	-27.05	51.70			Horizontal

Test Graph

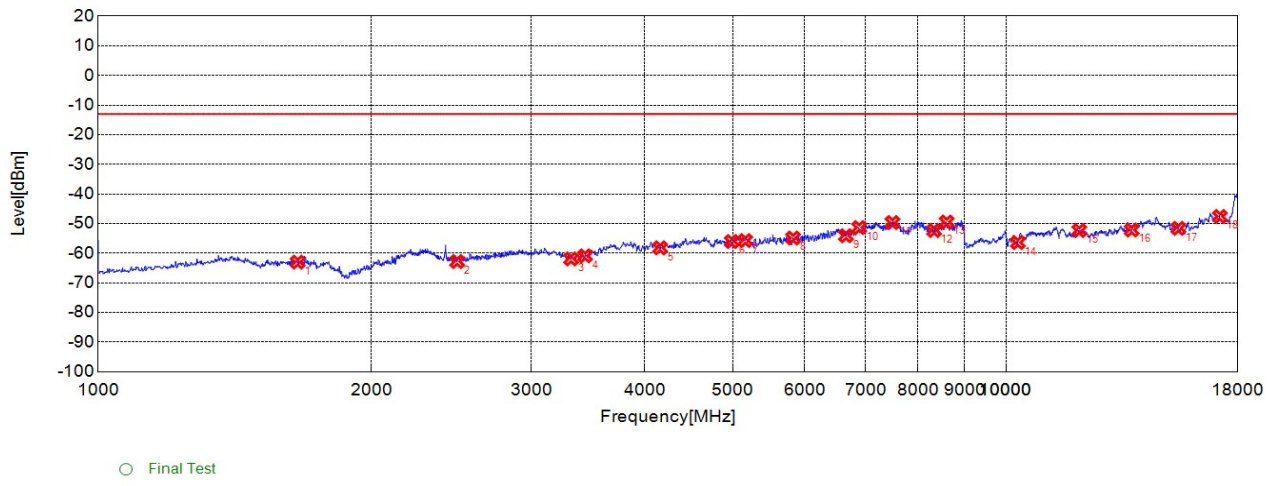

CA_5A-66A Low 5A_10M 66A_20M 1RB 1-18G V

Suspected List

NO.	Freq. [MHz]	Level [dBm]	Limit [dBm]	Margin [dB]	Factor [dB]	Path [dB]	Air [dB]	Angle [°]	EUT Pol.	Ant. Pol.
1	1658.6590	-63.02	-13.00	50.02	-9.76	-46.26	36.50			Vertical
2	2485.4850	-62.83	-13.00	49.83	-10.54	-47.17	36.63			Vertical
3	3318.3180	-61.92	-13.00	48.92	-10.56	-48.05	37.49			Vertical
4	3438.4380	-60.9	-13.00	47.90	-9.55	-47.52	37.97			Vertical
5	4159.1590	-58.19	-13.00	45.19	-7.48	-46.98	39.50			Vertical
6	4987.9880	-56.06	-13.00	43.06	-3.32	-44.07	40.75			Vertical
7	5162.1620	-55.73	-13.00	42.73	-2.48	-43.66	41.18			Vertical
8	5828.8290	-54.87	-13.00	41.87	-1.51	-42.53	41.02			Vertical
9	6663.6640	-54.11	-13.00	41.11	1.33	-41.82	43.15			Vertical
10	6891.8920	-51.35	-13.00	38.35	3.14	-40.41	43.55			Vertical
11	7498.4980	-49.65	-13.00	36.65	7.68	-38.10	45.78			Vertical
12	8333.3330	-52.33	-13.00	39.33	6.51	-38.24	44.75			Vertical
13	8603.6040	-49.48	-13.00	36.48	7.48	-38.55	46.03			Vertical
14	10306.3060	-56.4	-13.00	43.40	12.21	-36.42	48.63			Vertical
15	12045.0450	-52.35	-13.00	39.35	17.61	-31.25	48.86			Vertical
16	13756.7570	-52.17	-13.00	39.17	20.56	-29.00	49.56			Vertical
17	15486.4860	-51.61	-13.00	38.61	19.88	-28.88	48.76			Vertical
18	17207.2070	-47.61	-13.00	34.61	23.72	-27.14	50.86			Vertical