Test Graph

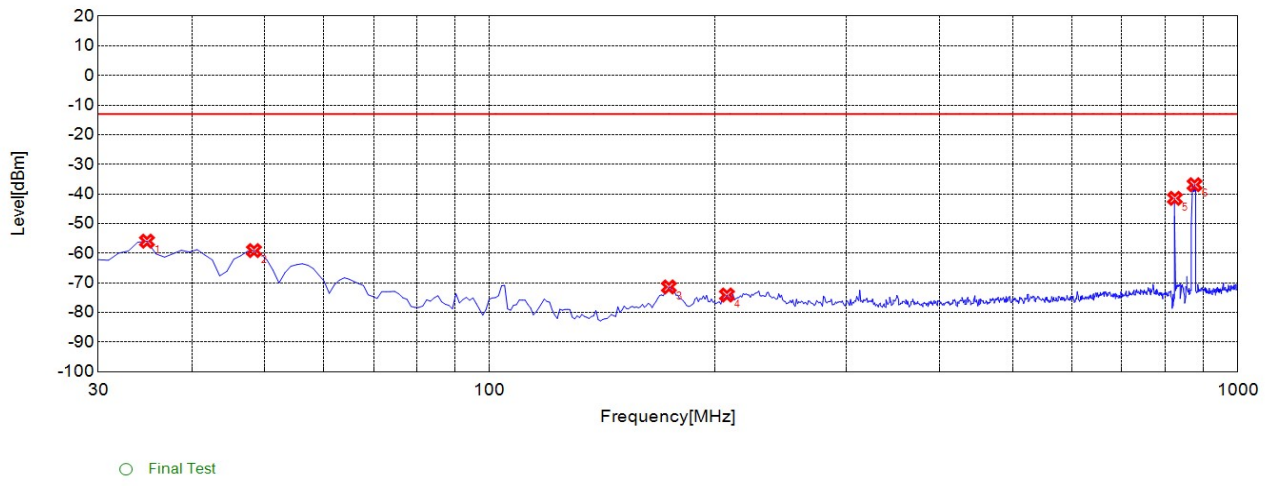

CA_5A-66A Low0 5A_10M 66A_20M 1RB 30M-1G H

Suspected List

NO.	Freq. [MHz]	Level [dBm]	Limit [dBm]	Margin [dB]	Factor [dB]	Path [dB]	Air [dB]	Angle [°]	EUT Pol.	Ant. Pol.
1	34.8550	-55.94	-13.00	42.94	-9.37	-39.58	30.21			Horizontal
2	48.4480	-59.12	-13.00	46.12	-7.02	-39.47	32.45			Horizontal
3	173.7040	-71.39	-13.00	58.39	-18.04	-38.12	20.08			Horizontal
4	207.6880	-74.12	-13.00	61.12	-14.25	-37.63	23.38			Horizontal
5	824.2540	-41.48	-13.00	28.48	-3.01	-34.17	31.16			NA
6	875.7160	-36.88	-13.00	23.88	-2.17	-34.03	31.86			NA

Test Graph

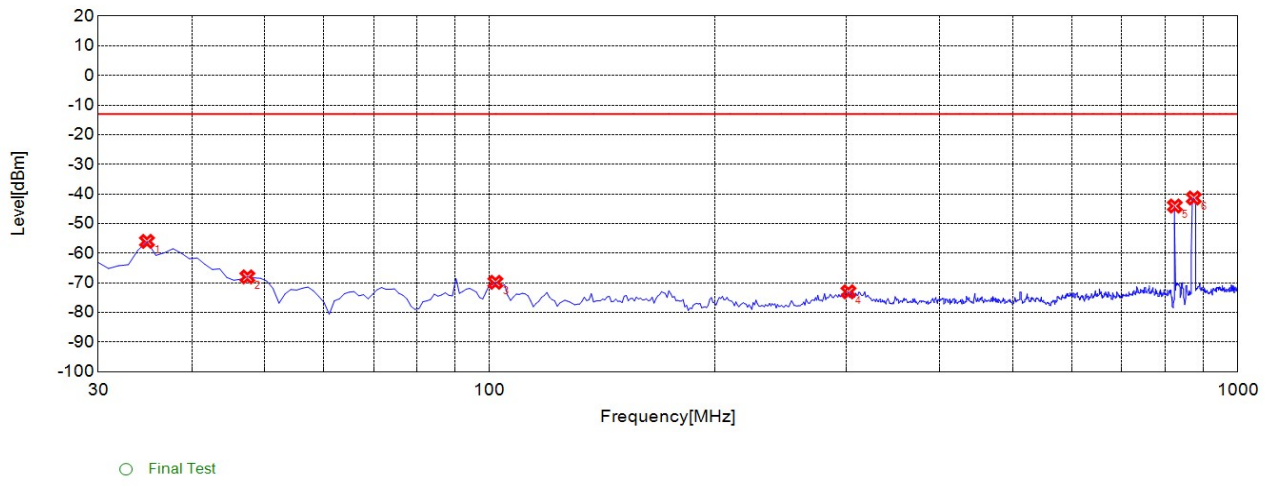

CA_5A-66A Low 5A_10M 66A_20M 1RB 30M-1G V

Suspected List										
NO.	Freq. [MHz]	Level [dBm]	Limit [dBm]	Margin [dB]	Factor [dB]	Path [dB]	Air [dB]	Angle [°]	EUT Pol.	Ant. Pol.
1	34.8550	-56.02	-13.00	43.02	-16.68	-39.58	22.90			Vertical
2	47.4770	-68	-13.00	55.00	-15.49	-39.48	23.99			Vertical
3	101.8520	-69.83	-13.00	56.83	-13.11	-38.70	25.59			Vertical
4	301.8720	-73.03	-13.00	60.03	-11.97	-36.96	24.99			Vertical
5	824.2540	-44.08	-13.00	31.08	-2.81	-34.17	31.36			NA
6	873.7740	-41.37	-13.00	28.37	-2.00	-34.03	32.03			NA

Test Graph

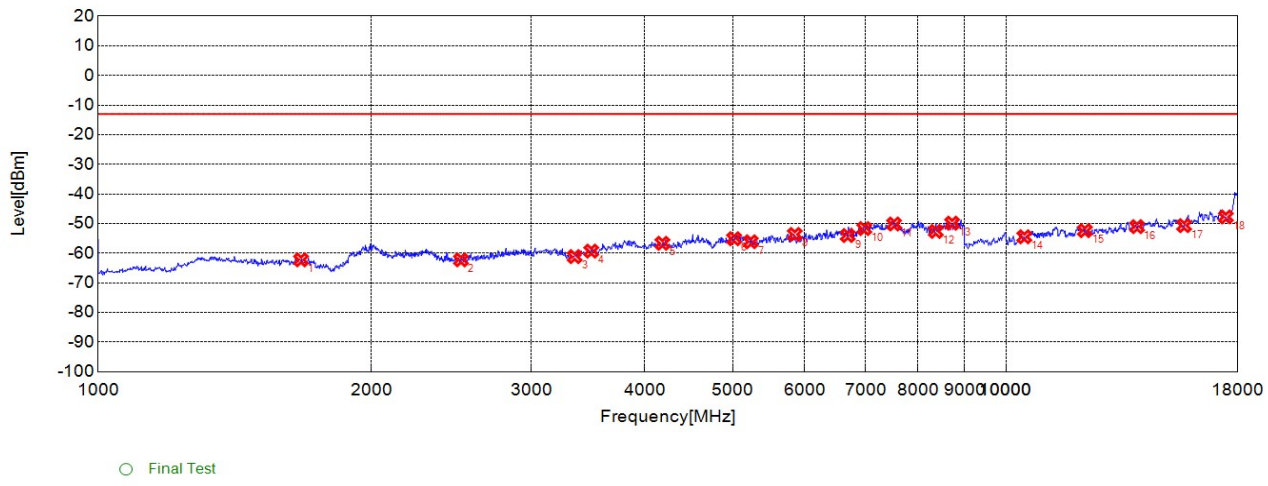

CA_5A-66A Low 5A_10M 66A_20M 1RB 1-18G H

Suspected List

NO.	Freq. [MHz]	Level [dBm]	Limit [dBm]	Margin [dB]	Factor [dB]	Path [dB]	Air [dB]	Angle [°]	EUT Pol.	Ant. Pol.
1	1672.6730	-62.24	-13.00	49.24	-8.72	-46.29	37.57			Horizontal
2	2509.5100	-62.25	-13.00	49.25	-10.49	-47.19	36.70			Horizontal
3	3348.3480	-61.15	-13.00	48.15	-9.92	-48.06	38.14			Horizontal
4	3492.4920	-59.3	-13.00	46.30	-8.41	-47.39	38.98			Horizontal
5	4183.1830	-56.66	-13.00	43.66	-6.88	-46.59	39.71			Horizontal
6	5018.0180	-55.12	-13.00	42.12	-2.44	-43.83	41.39			Horizontal
7	5234.2340	-56.14	-13.00	43.14	-2.52	-43.39	40.87			Horizontal
8	5852.8530	-53.67	-13.00	40.67	-0.90	-42.25	41.35			Horizontal
9	6693.6940	-54.03	-13.00	41.03	1.21	-41.68	42.89			Horizontal
10	6981.9820	-51.68	-13.00	38.68	3.99	-40.09	44.08			Horizontal
11	7528.5290	-50.14	-13.00	37.14	7.55	-38.33	45.88			Horizontal
12	8369.3690	-52.64	-13.00	39.64	6.47	-38.38	44.85			Horizontal
13	8723.7240	-49.85	-13.00	36.85	7.72	-38.96	46.68			Horizontal
14	10477.4770	-54.46	-13.00	41.46	12.63	-36.32	48.95			Horizontal
15	12216.2160	-52.39	-13.00	39.39	18.02	-31.25	49.27			Horizontal
16	13945.9460	-51.03	-13.00	38.03	20.95	-28.63	49.58			Horizontal
17	15711.7120	-50.69	-13.00	37.69	21.16	-29.76	50.92			Horizontal
18	17468.4680	-47.75	-13.00	34.75	23.81	-27.21	51.02			Horizontal

Test Graph

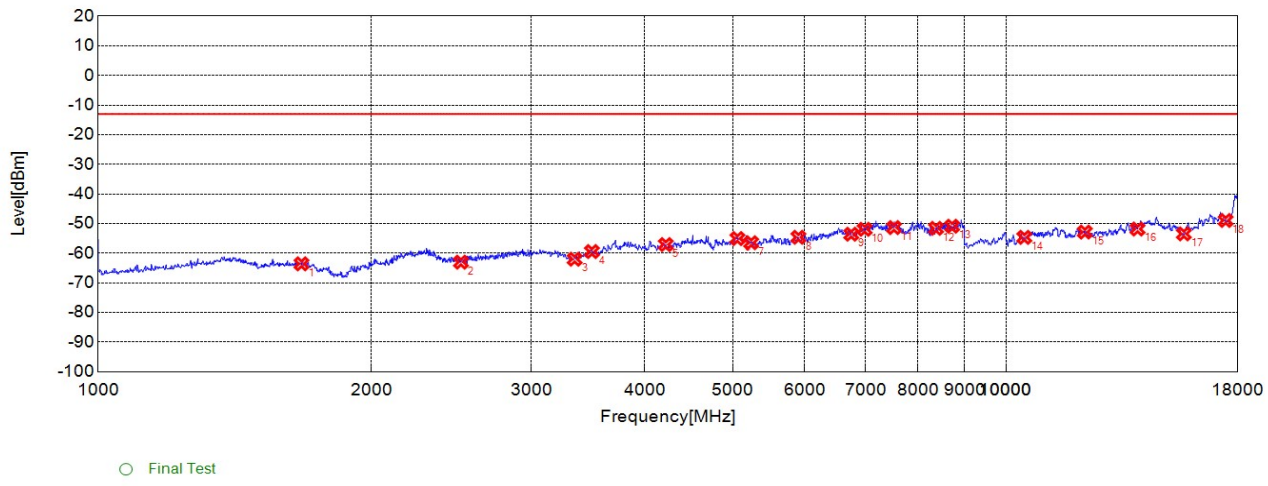

CA_5A-66A Mid 5A_10M 66A_20M 1RB 1-18G V

Suspected List

NO.	Freq. [MHz]	Level [dBm]	Limit [dBm]	Margin [dB]	Factor [dB]	Path [dB]	Air [dB]	Angle [°]	EUT Pol.	Ant. Pol.
1	1674.6750	-63.59	-13.00	50.59	-9.63	-46.30	36.67			Vertical
2	2509.5100	-63.03	-13.00	50.03	-10.63	-47.19	36.56			Vertical
3	3348.3480	-62.03	-13.00	49.03	-10.53	-48.06	37.53			Vertical
4	3498.4980	-59.44	-13.00	46.44	-8.81	-47.37	38.56			Vertical
5	4219.2190	-57.09	-13.00	44.09	-7.04	-46.54	39.50			Vertical
6	5060.0600	-55.06	-13.00	42.06	-2.52	-43.86	41.34			Vertical
7	5240.2400	-56.46	-13.00	43.46	-2.93	-43.43	40.50			Vertical
8	5906.9070	-54.62	-13.00	41.62	-1.29	-42.63	41.34			Vertical
9	6753.7540	-53.59	-13.00	40.59	2.05	-40.97	43.02			Vertical
10	6987.9880	-51.93	-13.00	38.93	3.94	-40.00	43.94			Vertical
11	7528.5290	-51.35	-13.00	38.35	7.28	-38.33	45.61			Vertical
12	8375.3750	-51.61	-13.00	38.61	6.33	-38.39	44.72			Vertical
13	8723.7240	-50.89	-13.00	37.89	7.56	-38.96	46.52			Vertical
14	10477.4770	-54.65	-13.00	41.65	12.55	-36.32	48.87			Vertical
15	12216.2160	-52.86	-13.00	39.86	17.60	-31.25	48.85			Vertical
16	13963.9640	-51.84	-13.00	38.84	21.10	-28.56	49.66			Vertical
17	15702.7030	-53.48	-13.00	40.48	18.54	-29.81	48.35			Vertical
18	17459.4590	-48.95	-13.00	35.95	23.01	-27.15	50.16			Vertical

Test Graph

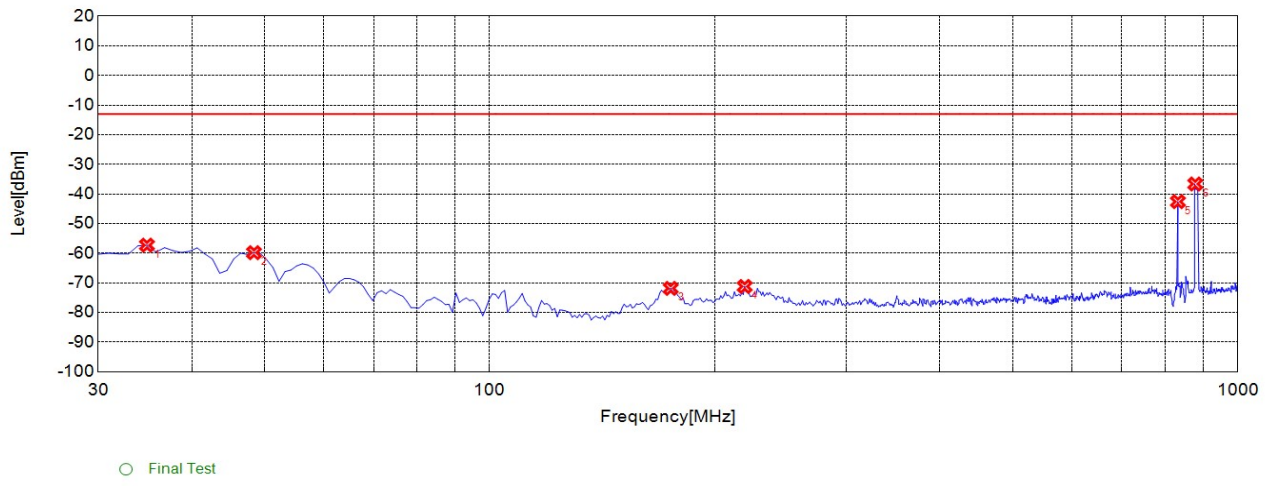

CA_5A-66A Mid 5A_10M 66A_20M 1RB 30M-1G H

Suspected List

NO.	Freq. [MHz]	Level [dBm]	Limit [dBm]	Margin [dB]	Factor [dB]	Path [dB]	Air [dB]	Angle [°]	EUT Pol.	Ant. Pol.
1	34.8550	-57.29	-13.00	44.29	-9.37	-39.58	30.21			Horizontal
2	48.4480	-59.82	-13.00	46.82	-7.02	-39.47	32.45			Horizontal
3	174.6750	-71.87	-13.00	58.87	-17.93	-38.12	20.19			Horizontal
4	219.3390	-71.23	-13.00	58.23	-12.39	-37.55	25.16			Horizontal
5	832.0220	-42.61	-13.00	29.61	-2.73	-34.14	31.41			NA
6	877.6580	-36.64	-13.00	23.64	-2.16	-34.02	31.86			NA

Test Graph

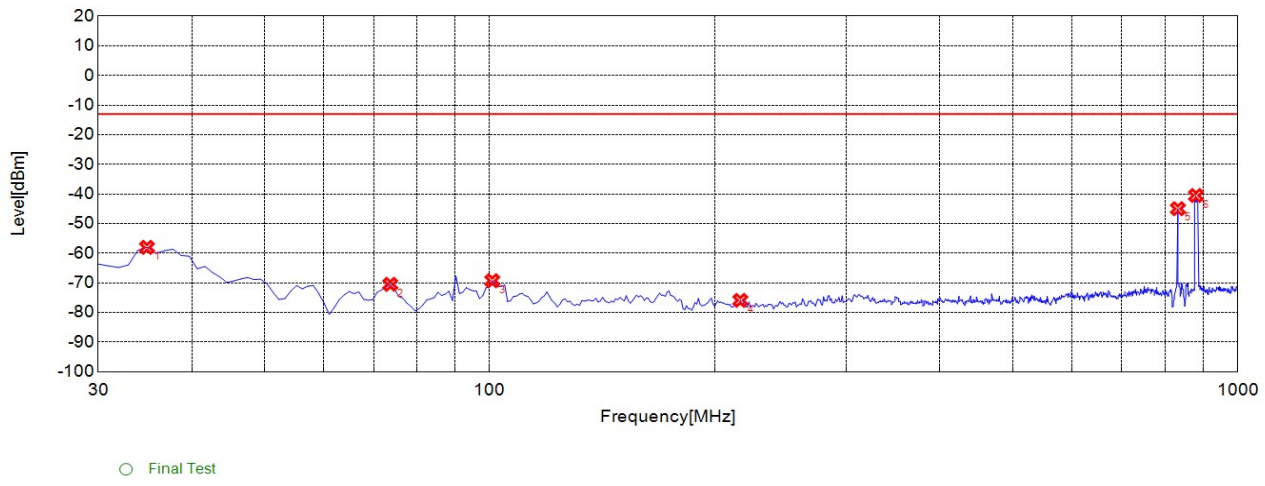

CA_5A-66A Mid 5A_10M 66A_20M 1RB 30M-1G V

Suspected List										
NO.	Freq. [MHz]	Level [dBm]	Limit [dBm]	Margin [dB]	Factor [dB]	Path [dB]	Air [dB]	Angle [°]	EUT Pol.	Ant. Pol.
1	34.8550	-58.02	-13.00	45.02	-16.68	-39.58	22.90			Vertical
2	73.6940	-70.5	-13.00	57.50	-18.99	-39.36	20.37			Vertical
3	100.8810	-69.29	-13.00	56.29	-12.75	-38.70	25.95			Vertical
4	216.4260	-75.93	-13.00	62.93	-16.36	-37.56	21.20			Vertical
5	832.0220	-44.99	-13.00	31.99	-2.58	-34.14	31.56			NA
6	879.6000	-40.53	-13.00	27.53	-1.61	-34.02	32.41			NA

Test Graph

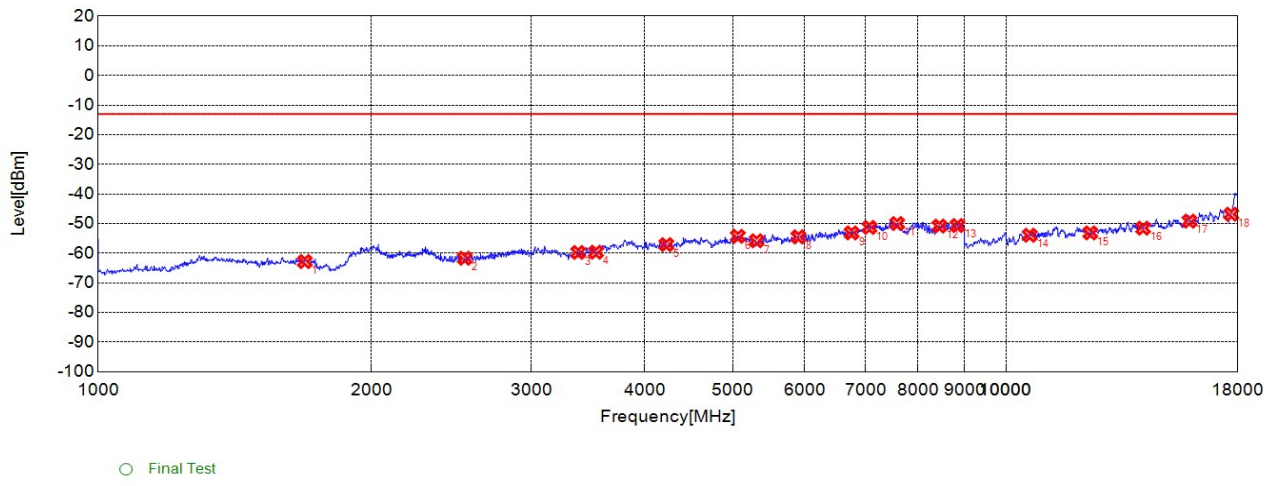

CA_5A-66A High 5A_10M 66A_20M 1RB 1-18G H

Suspected List

NO.	Freq. [MHz]	Level [dBm]	Limit [dBm]	Margin [dB]	Factor [dB]	Path [dB]	Air [dB]	Angle [°]	EUT Pol.	Ant. Pol.
1	1688.6890	-62.82	-13.00	49.82	-8.55	-46.33	37.78			Horizontal
2	2533.5340	-61.71	-13.00	48.71	-10.66	-47.42	36.76			Horizontal
3	3378.3780	-59.74	-13.00	46.74	-9.50	-47.74	38.24			Horizontal
4	3534.5350	-59.66	-13.00	46.66	-8.68	-47.80	39.12			Horizontal
5	4225.2250	-57.1	-13.00	44.10	-6.89	-46.61	39.72			Horizontal
6	5066.0660	-54.3	-13.00	41.30	-2.36	-43.85	41.49			Horizontal
7	5312.3120	-55.8	-13.00	42.80	-2.90	-43.31	40.41			Horizontal
8	5906.9070	-54.49	-13.00	41.49	-1.32	-42.63	41.31			Horizontal
9	6759.7600	-53.15	-13.00	40.15	1.85	-41.02	42.87			Horizontal
10	7072.0720	-51.29	-13.00	38.29	4.77	-39.86	44.63			Horizontal
11	7588.5890	-49.99	-13.00	36.99	7.25	-37.93	45.18			Horizontal
12	8447.4470	-50.85	-13.00	37.85	6.97	-38.08	45.05			Horizontal
13	8843.8440	-50.66	-13.00	37.66	7.81	-38.94	46.75			Horizontal
14	10621.6220	-53.95	-13.00	40.95	13.32	-35.36	48.68			Horizontal
15	12387.3870	-53.15	-13.00	40.15	17.57	-31.21	48.78			Horizontal
16	14162.1620	-51.55	-13.00	38.55	20.72	-29.28	50.00			Horizontal
17	15927.9280	-49.18	-13.00	36.18	22.51	-28.25	50.76			Horizontal
18	17711.7120	-46.84	-13.00	33.84	25.93	-26.30	52.23			Horizontal

Test Graph

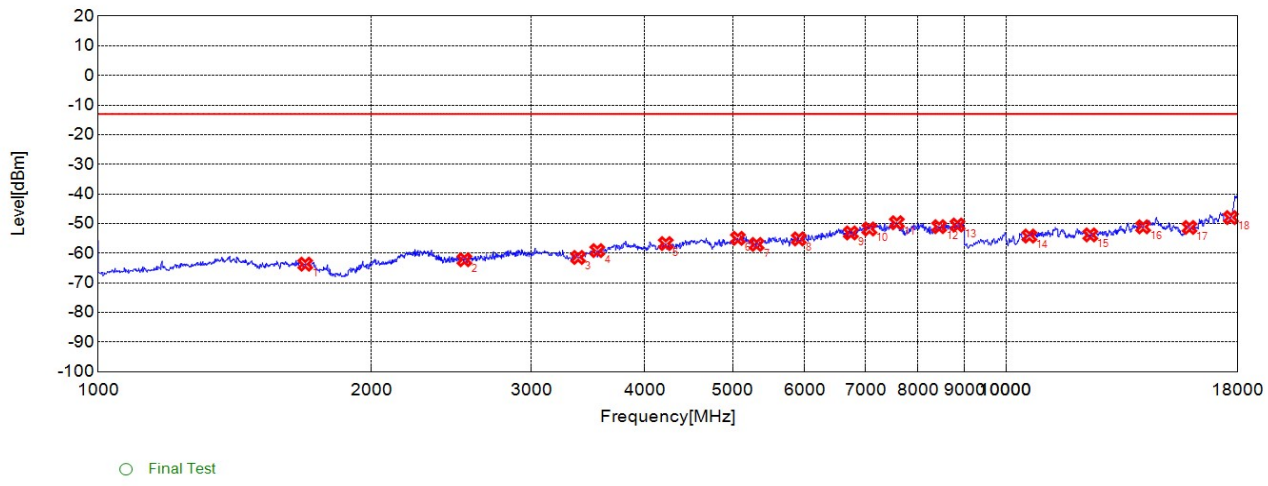

CA_5A-66A High 5A_10M 66A_20M 1RB 1-18G V

Suspected List

NO.	Freq. [MHz]	Level [dBm]	Limit [dBm]	Margin [dB]	Factor [dB]	Path [dB]	Air [dB]	Angle [°]	EUT Pol.	Ant. Pol.
1	1690.6910	-63.7	-13.00	50.70	-9.50	-46.34	36.84			Vertical
2	2531.5320	-62.21	-13.00	49.21	-10.78	-47.40	36.62			Vertical
3	3378.3780	-61.44	-13.00	48.44	-10.18	-47.74	37.56			Vertical
4	3546.5470	-59.12	-13.00	46.12	-9.32	-47.95	38.63			Vertical
5	4219.2190	-56.75	-13.00	43.75	-7.04	-46.54	39.50			Vertical
6	5066.0660	-54.98	-13.00	41.98	-2.45	-43.85	41.40			Vertical
7	5312.3120	-57.04	-13.00	44.04	-3.28	-43.31	40.03			Vertical
8	5912.9130	-55.18	-13.00	42.18	-1.25	-42.59	41.34			Vertical
9	6747.7480	-53.15	-13.00	40.15	2.03	-40.97	43.00			Vertical
10	7072.0720	-51.82	-13.00	38.82	4.77	-39.86	44.63			Vertical
11	7582.5830	-49.72	-13.00	36.72	7.26	-38.02	45.28			Vertical
12	8441.4410	-51.04	-13.00	38.04	6.75	-38.13	44.88			Vertical
13	8843.8440	-50.49	-13.00	37.49	7.67	-38.94	46.61			Vertical
14	10612.6130	-54.22	-13.00	41.22	13.40	-35.50	48.90			Vertical
15	12387.3870	-53.82	-13.00	40.82	16.82	-31.21	48.03			Vertical
16	14162.1620	-51.11	-13.00	38.11	21.19	-29.28	50.47			Vertical
17	15927.9280	-51.31	-13.00	38.31	20.02	-28.25	48.27			Vertical
18	17693.6940	-47.98	-13.00	34.98	24.81	-26.26	51.07			Vertical

Test Graph

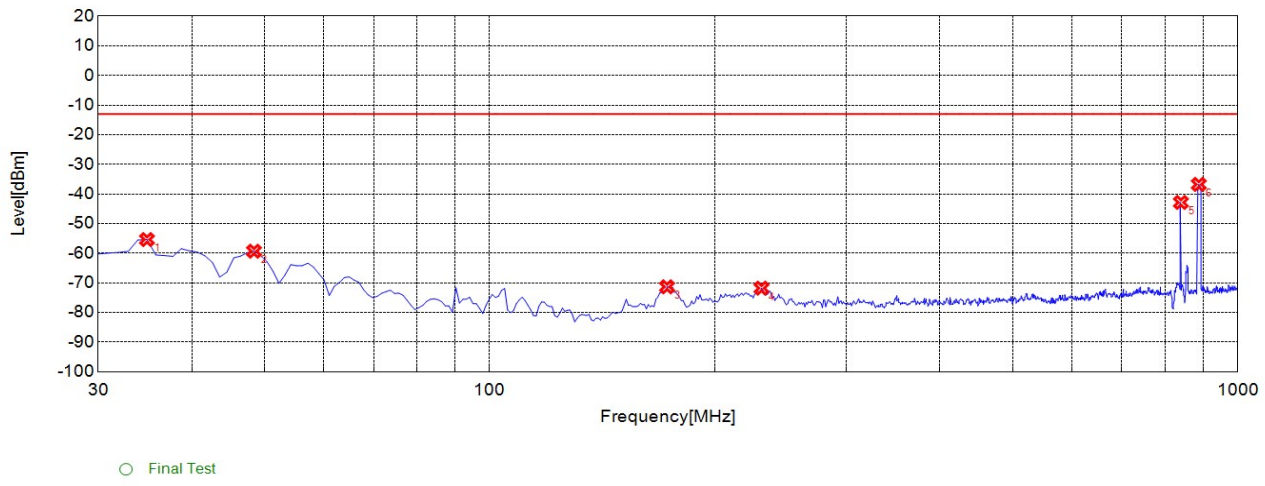

CA_5A-66A High 5A_10M 66A_20M 1RB 30M-1G H

Suspected List

NO.	Freq. [MHz]	Level [dBm]	Limit [dBm]	Margin [dB]	Factor [dB]	Path [dB]	Air [dB]	Angle [°]	EUT Pol.	Ant. Pol.
1	34.8550	-55.39	-13.00	42.39	-9.37	-39.58	30.21			Horizontal
2	48.4480	-59.33	-13.00	46.33	-7.02	-39.47	32.45			Horizontal
3	172.7330	-71.34	-13.00	58.34	-18.15	-38.12	19.97			Horizontal
4	230.9910	-71.8	-13.00	58.80	-10.68	-37.54	26.86			Horizontal
5	839.7900	-42.87	-13.00	29.87	-2.50	-34.12	31.62			NA
6	887.3670	-36.78	-13.00	23.78	-2.05	-34.00	31.95			NA

Test Graph

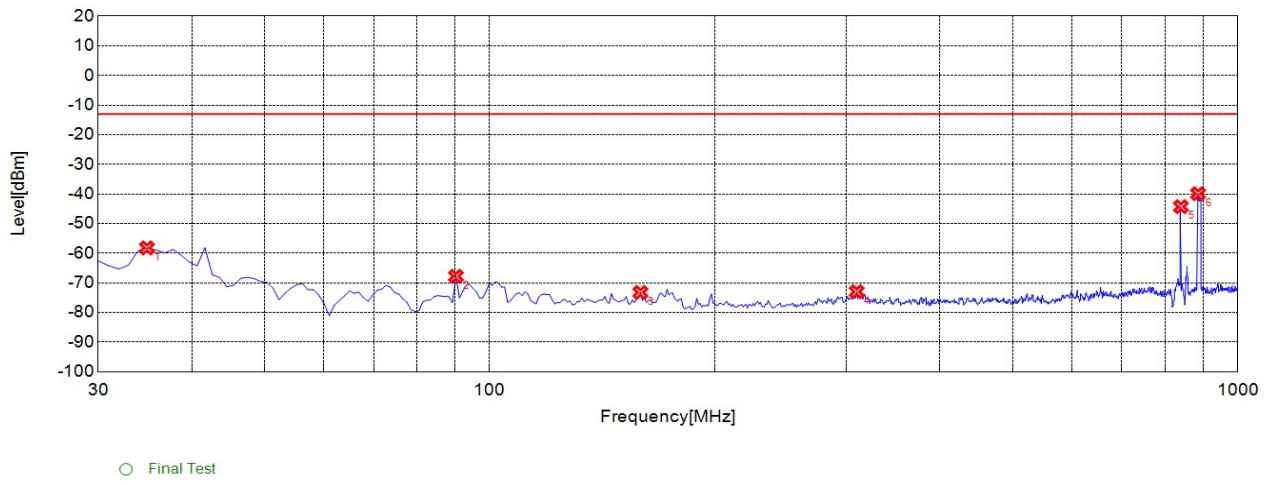

CA_5A-66A High 5A_10M 66A_20M 1RB 30M-1G V

Suspected List

NO.	Freq. [MHz]	Level [dBm]	Limit [dBm]	Margin [dB]	Factor [dB]	Path [dB]	Air [dB]	Angle [°]	EUT Pol.	Ant. Pol.
1	34.8550	-58.21	-13.00	45.21	-16.68	-39.58	22.90			Vertical
2	90.2000	-67.8	-13.00	54.80	-16.50	-38.71	22.21			Vertical
3	159.1390	-73.25	-13.00	60.25	-16.94	-38.41	21.47			Vertical
4	309.6400	-73	-13.00	60.00	-11.83	-36.96	25.13			Vertical
5	839.7900	-44.31	-13.00	31.31	-2.77	-34.12	31.35			NA
6	885.4250	-39.93	-13.00	26.93	-1.36	-34.00	32.64			NA

12A_66A

Test Graph

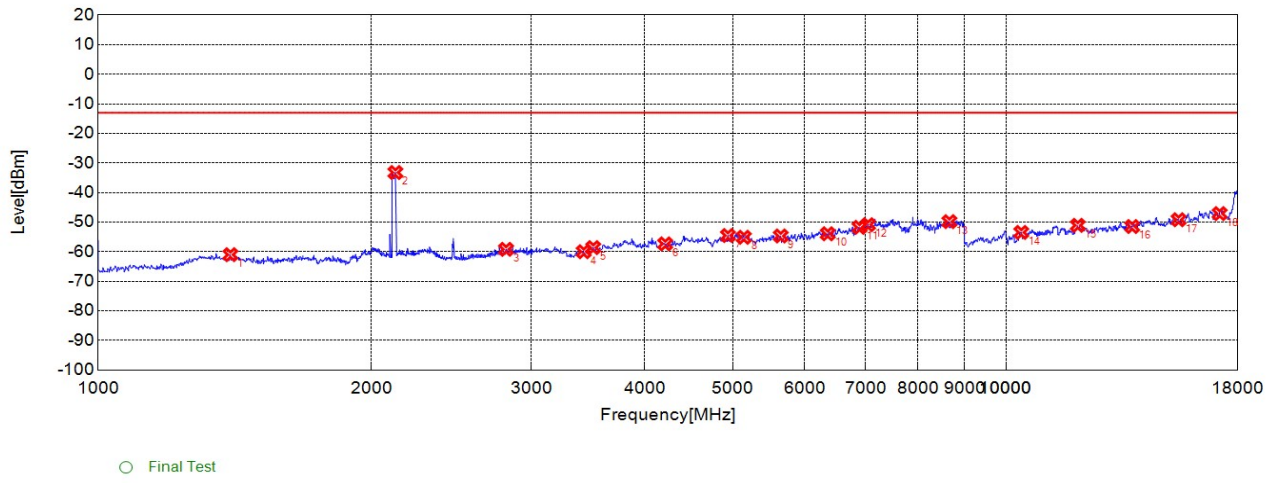

CA_12A-66A Low 12A_10M 66A_20M 1RB 1-18G H

Suspected List

NO.	Freq. [MHz]	Level [dBm]	Limit [dBm]	Margin [dB]	Factor [dB]	Path [dB]	Air [dB]	Angle [°]	EUT Pol.	Ant. Pol.
1	1398.3980	-61.01	-13.00	48.01	-8.46	-45.35	36.89			Horizontal
2	2125.1250	-33.24	-13.00	20.24	-8.16	-47.03	38.87			Horizontal
3	2813.8140	-59.2	-13.00	46.20	-9.33	-47.83	38.50			Horizontal
4	3426.4260	-60.01	-13.00	47.01	-9.01	-47.51	38.50			Horizontal
5	3510.5110	-58.62	-13.00	45.62	-8.44	-47.50	39.06			Horizontal
6	4213.2130	-57.36	-13.00	44.36	-6.79	-46.47	39.68			Horizontal
7	4939.9400	-54.54	-13.00	41.54	-3.51	-44.69	41.18			Horizontal
8	5144.1440	-55.12	-13.00	42.12	-2.45	-43.82	41.37			Horizontal
9	5648.6490	-54.69	-13.00	41.69	-2.00	-42.82	40.82			Horizontal
10	6363.3630	-53.94	-13.00	40.94	-0.18	-42.41	42.23			Horizontal
11	6897.8980	-51.77	-13.00	38.77	3.05	-40.32	43.37			Horizontal
12	7048.0480	-50.88	-13.00	37.88	4.57	-39.92	44.49			Horizontal
13	8663.6640	-49.84	-13.00	36.84	7.60	-38.86	46.46			Horizontal
14	10396.3960	-53.48	-13.00	40.48	15.09	-34.43	49.52			Horizontal
15	12000.0000	-51.09	-13.00	38.09	18.00	-31.33	49.33			Horizontal
16	13774.7750	-51.49	-13.00	38.49	21.30	-28.34	49.64			Horizontal
17	15495.4950	-49.2	-13.00	36.20	21.98	-28.90	50.88			Horizontal
18	17198.1980	-47.12	-13.00	34.12	24.47	-27.23	51.70			Horizontal

Test Graph

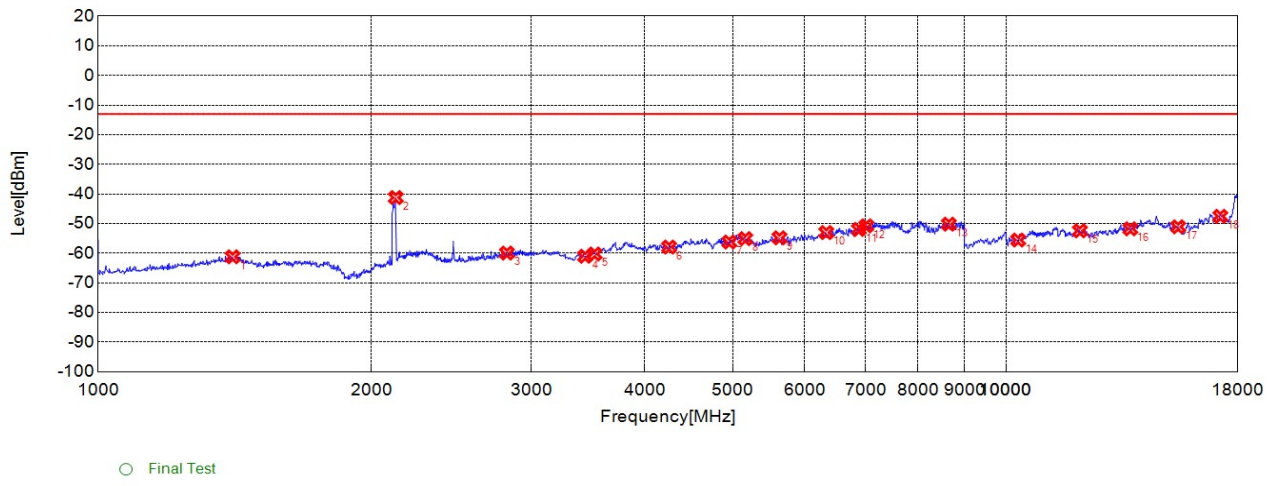

CA_12A-66A Low 12A_10M 66A_20M 1RB 1-18G V

Suspected List

NO.	Freq. [MHz]	Level [dBm]	Limit [dBm]	Margin [dB]	Factor [dB]	Path [dB]	Air [dB]	Angle [°]	EUT Pol.	Ant. Pol.
1	1406.4060	-61.22	-13.00	48.22	-8.18	-45.36	37.18			Vertical
2	2127.1270	-41.22	-13.00	28.22	-9.38	-47.00	37.62			Vertical
3	2819.8200	-59.96	-13.00	46.96	-9.59	-47.78	38.19			Vertical
4	3438.4380	-61.03	-13.00	48.03	-9.55	-47.52	37.97			Vertical
5	3522.5230	-60.27	-13.00	47.27	-9.05	-47.65	38.60			Vertical
6	4255.2550	-57.93	-13.00	44.93	-7.29	-46.84	39.55			Vertical
7	4957.9580	-56.22	-13.00	43.22	-4.01	-44.72	40.71			Vertical
8	5162.1620	-55.09	-13.00	42.09	-2.48	-43.66	41.18			Vertical
9	5630.6310	-54.82	-13.00	41.82	-2.49	-42.94	40.45			Vertical
10	6339.3390	-53.03	-13.00	40.03	-0.11	-42.46	42.35			Vertical
11	6885.8860	-51.97	-13.00	38.97	3.02	-40.50	43.52			Vertical
12	7018.0180	-50.78	-13.00	37.78	4.29	-39.86	44.15			Vertical
13	8651.6520	-50.2	-13.00	37.20	7.41	-38.91	46.32			Vertical
14	10315.3150	-55.56	-13.00	42.56	12.44	-36.29	48.73			Vertical
15	12063.0630	-52.44	-13.00	39.44	17.34	-31.47	48.81			Vertical
16	13711.7120	-51.77	-13.00	38.77	20.44	-29.19	49.63			Vertical
17	15477.4770	-51.1	-13.00	38.10	19.90	-28.86	48.76			Vertical
18	17225.2250	-47.55	-13.00	34.55	23.85	-26.97	50.82			Vertical

Test Graph

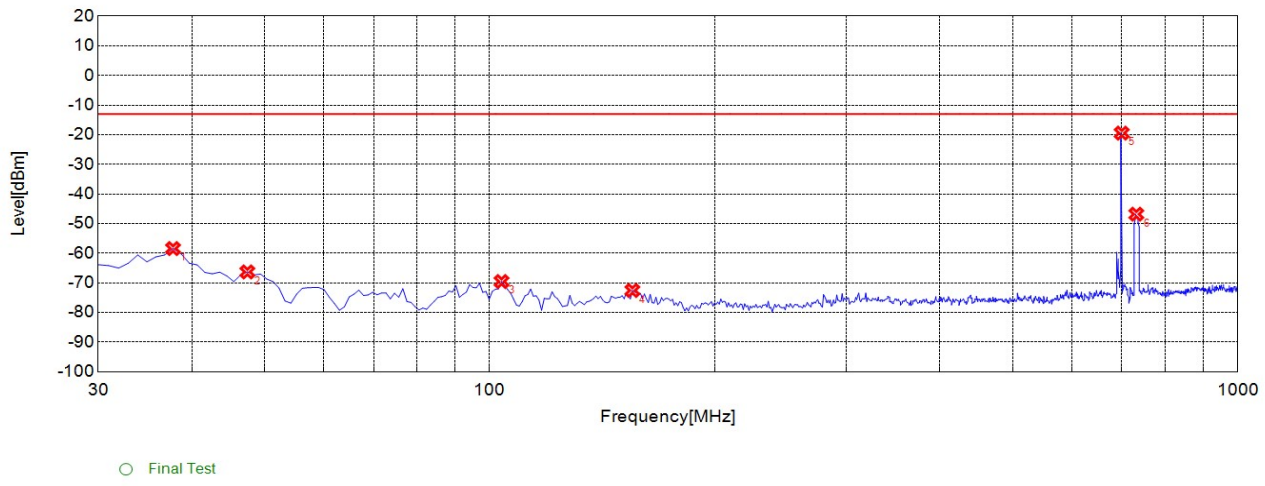

CA_12A-66A Low 12A_10M 66A_20M 1RB 30M-1G H

Suspected List

NO.	Freq. [MHz]	Level [dBm]	Limit [dBm]	Margin [dB]	Factor [dB]	Path [dB]	Air [dB]	Angle [°]	EUT Pol.	Ant. Pol.
1	37.7680	-58.43	-13.00	45.43	-16.48	-39.56	23.08			Vertical
2	47.4770	-66.32	-13.00	53.32	-15.49	-39.48	23.99			Vertical
3	103.7940	-69.56	-13.00	56.56	-13.84	-38.70	24.86			Vertical
4	155.2550	-72.58	-13.00	59.58	-16.85	-38.52	21.67			Vertical
5	699.9700	-19.47	-13.00	6.47	-4.45	-34.38	29.93			NA
6	732.0120	-46.83	-13.00	33.83	-3.41	-34.26	30.85			NA

Test Graph

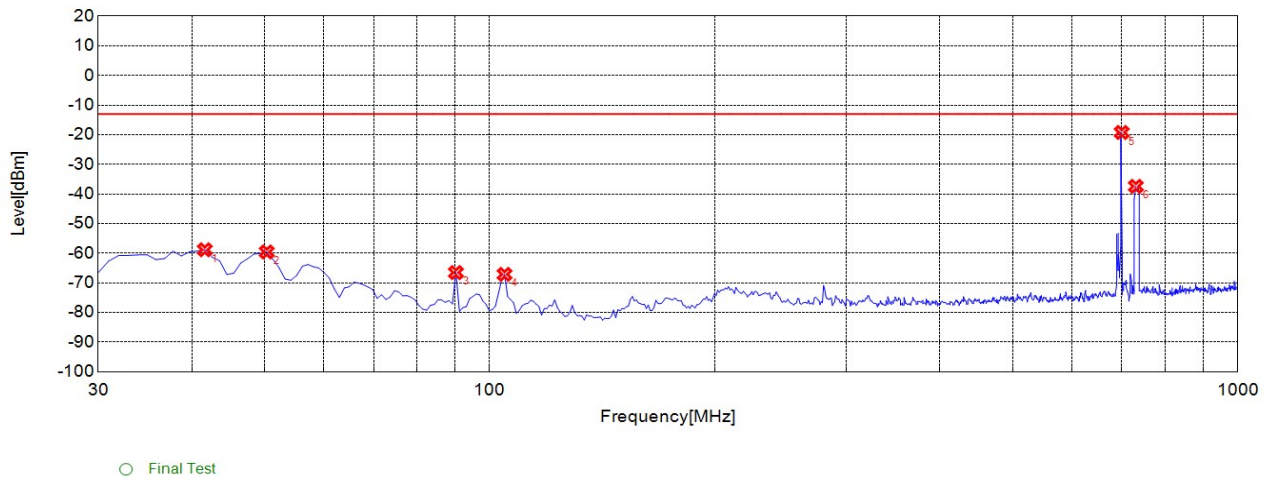

CA_12A-66A Low 12A_10M 66A_20M 1RB 30M-1G V

Suspected List

NO.	Freq. [MHz]	Level [dBm]	Limit [dBm]	Margin [dB]	Factor [dB]	Path [dB]	Air [dB]	Angle [°]	EUT Pol.	Ant. Pol.
1	41.6520	-58.84	-13.00	45.84	-7.05	-39.53	32.48			Horizontal
2	50.3900	-59.58	-13.00	46.58	-7.16	-39.46	32.30			Horizontal
3	90.2000	-66.54	-13.00	53.54	-18.92	-38.71	19.79			Horizontal
4	104.7650	-67.14	-13.00	54.14	-17.53	-38.70	21.17			Horizontal
5	699.9700	-19.25	-13.00	6.25	-4.56	-34.38	29.82			NA
6	731.0410	-37.43	-13.00	24.43	-3.46	-34.27	30.81			NA

Test Graph

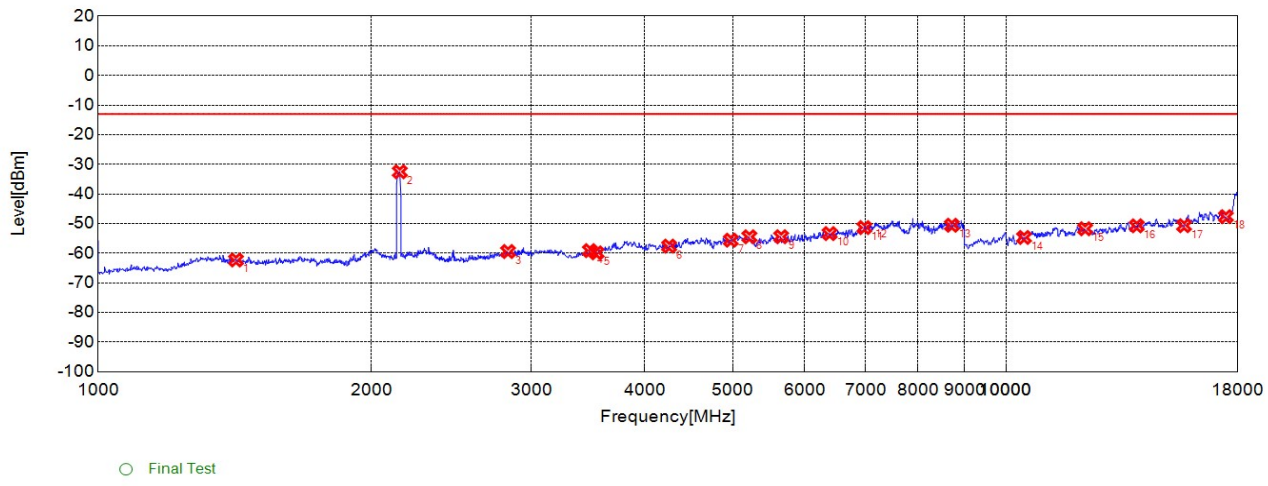

CA_12A-66A Mid 12A_10M 66A_20M 1RB 1-18G H

Suspected List

NO.	Freq. [MHz]	Level [dBm]	Limit [dBm]	Margin [dB]	Factor [dB]	Path [dB]	Air [dB]	Angle [°]	EUT Pol.	Ant. Pol.
1	1418.4180	-62.29	-13.00	49.29	-8.65	-45.38	36.73			Horizontal
2	2149.1490	-32.52	-13.00	19.52	-7.79	-46.73	38.94			Horizontal
3	2827.8280	-59.43	-13.00	46.43	-9.16	-47.70	38.54			Horizontal
4	3480.4800	-59.13	-13.00	46.13	-8.54	-47.43	38.89			Horizontal
5	3540.5410	-59.89	-13.00	46.89	-8.73	-47.87	39.14			Horizontal
6	4255.2550	-57.61	-13.00	44.61	-7.05	-46.84	39.79			Horizontal
7	4975.9760	-55.61	-13.00	42.61	-3.04	-44.33	41.29			Horizontal
8	5216.2160	-54.46	-13.00	41.46	-2.24	-43.26	41.02			Horizontal
9	5654.6550	-54.44	-13.00	41.44	-1.98	-42.80	40.82			Horizontal
10	6393.3930	-53.37	-13.00	40.37	0.11	-42.14	42.25			Horizontal
11	6981.9820	-51.36	-13.00	38.36	3.99	-40.09	44.08			Horizontal
12	7054.0540	-50.51	-13.00	37.51	4.62	-39.91	44.53			Horizontal
13	8717.7180	-50.57	-13.00	37.57	7.78	-38.89	46.67			Horizontal
14	10468.4680	-54.68	-13.00	41.68	12.69	-36.33	49.02			Horizontal
15	12225.2250	-51.75	-13.00	38.75	18.20	-31.05	49.25			Horizontal
16	13936.9370	-50.76	-13.00	37.76	21.08	-28.54	49.62			Horizontal
17	15711.7120	-50.72	-13.00	37.72	21.16	-29.76	50.92			Horizontal
18	17468.4680	-47.67	-13.00	34.67	23.81	-27.21	51.02			Horizontal

Test Graph

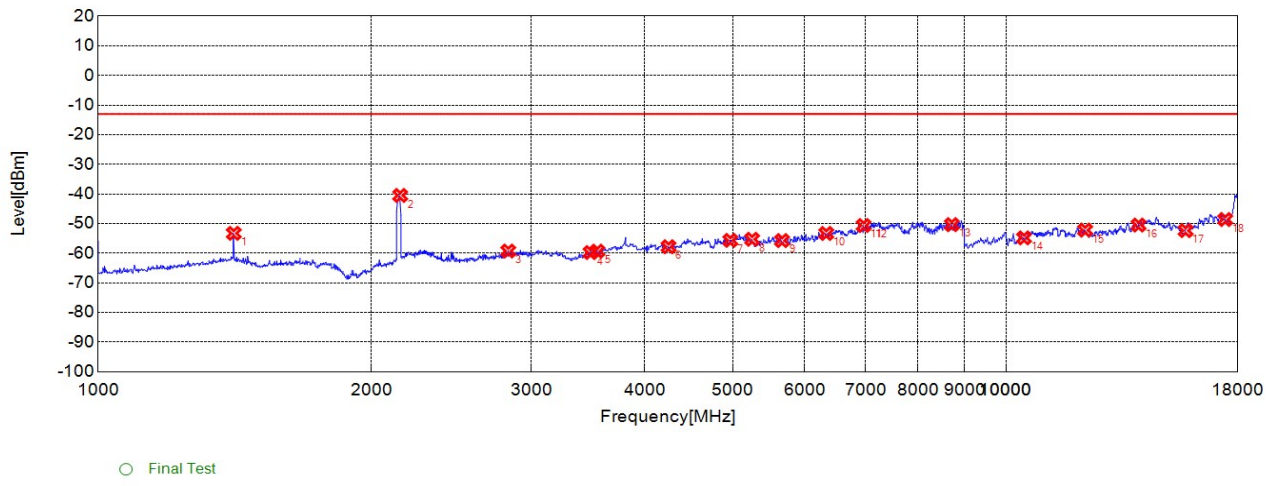

CA_12A-66A Mid 12A_10M 66A_20M 1RB 1-18G V

Suspected List

NO.	Freq. [MHz]	Level [dBm]	Limit [dBm]	Margin [dB]	Factor [dB]	Path [dB]	Air [dB]	Angle [°]	EUT Pol.	Ant. Pol.
1	1410.4100	-53.3	-13.00	40.30	-8.25	-45.36	37.11			Vertical
2	2151.1510	-40.5	-13.00	27.50	-8.47	-46.72	38.25			Vertical
3	2829.8300	-59.27	-13.00	46.27	-9.47	-47.69	38.22			Vertical
4	3486.4860	-59.78	-13.00	46.78	-8.97	-47.41	38.44			Vertical
5	3546.5470	-59.32	-13.00	46.32	-9.32	-47.95	38.63			Vertical
6	4249.2490	-57.82	-13.00	44.82	-7.36	-46.90	39.54			Vertical
7	4969.9700	-55.67	-13.00	42.67	-3.74	-44.46	40.72			Vertical
8	5252.2520	-55.3	-13.00	42.30	-3.11	-43.50	40.39			Vertical
9	5666.6670	-55.74	-13.00	42.74	-2.23	-42.79	40.56			Vertical
10	6339.3390	-53.34	-13.00	40.34	-0.11	-42.46	42.35			Vertical
11	6969.9700	-50.65	-13.00	37.65	3.61	-40.26	43.87			Vertical
12	7054.0540	-50.61	-13.00	37.61	4.56	-39.91	44.47			Vertical
13	8717.7180	-50.36	-13.00	37.36	7.65	-38.89	46.54			Vertical
14	10468.4680	-54.83	-13.00	41.83	12.63	-36.33	48.96			Vertical
15	12225.2250	-52.2	-13.00	39.20	17.78	-31.05	48.83			Vertical
16	14000.0000	-50.5	-13.00	37.50	21.28	-28.29	49.57			Vertical
17	15774.7750	-52.37	-13.00	39.37	19.22	-28.83	48.05			Vertical
18	17441.4410	-48.63	-13.00	35.63	22.96	-27.21	50.17			Vertical

Test Graph

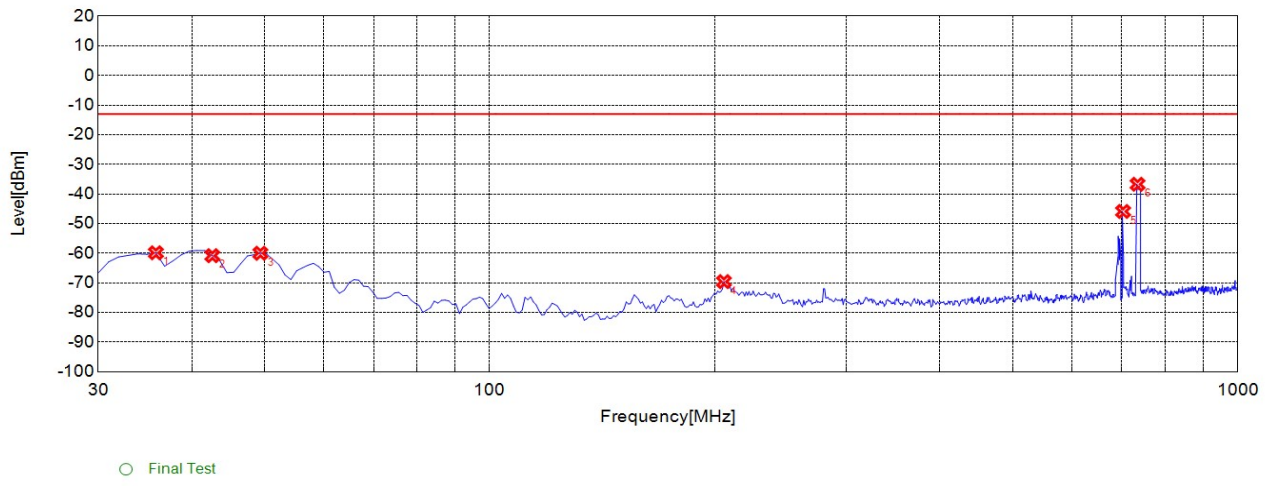

CA_12A-66A Mid 12A_10M 66A_20M 1RB 30M-1G H

Suspected List

NO.	Freq. [MHz]	Level [dBm]	Limit [dBm]	Margin [dB]	Factor [dB]	Path [dB]	Air [dB]	Angle [°]	EUT Pol.	Ant. Pol.
1	35.8260	-59.87	-13.00	46.87	-8.93	-39.57	30.64			Horizontal
2	42.6230	-60.83	-13.00	47.83	-7.05	-39.52	32.47			Horizontal
3	49.4190	-60.01	-13.00	47.01	-7.01	-39.46	32.45			Horizontal
4	205.7460	-69.58	-13.00	56.58	-14.42	-37.68	23.26			Horizontal
5	702.8830	-45.91	-13.00	32.91	-4.45	-34.37	29.92			NA
6	734.9250	-36.73	-13.00	23.73	-3.36	-34.25	30.89			NA

Test Graph

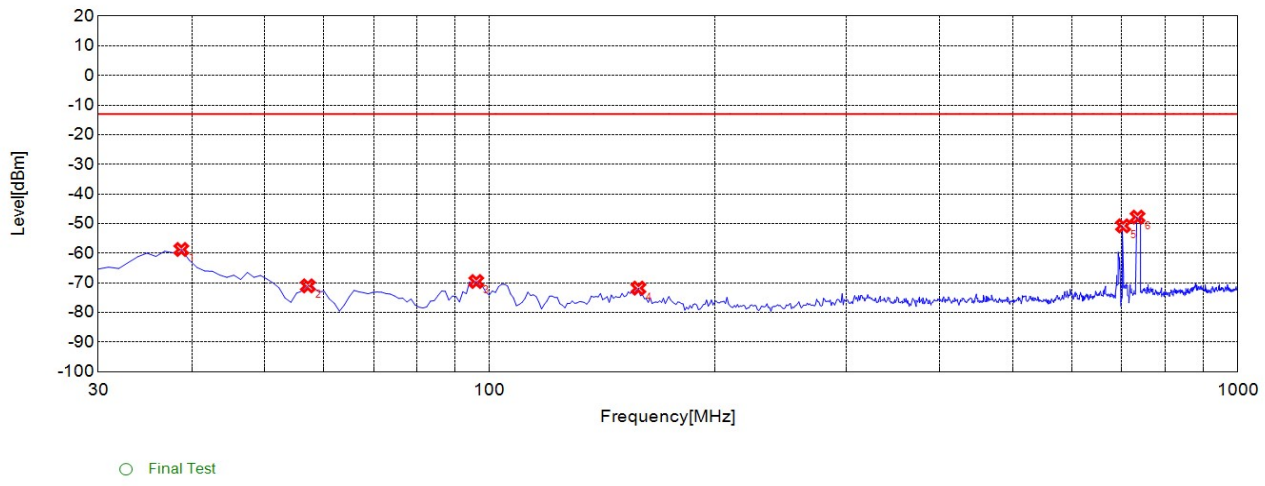

CA_12A-66A Mid 12A_10M 66A_20M 1RB 30M-1G V

Suspected List

NO.	Freq. [MHz]	Level [dBm]	Limit [dBm]	Margin [dB]	Factor [dB]	Path [dB]	Air [dB]	Angle [°]	EUT Pol.	Ant. Pol.
1	38.7390	-58.75	-13.00	45.75	-16.41	-39.55	23.14			Vertical
2	57.1870	-71.03	-13.00	58.03	-17.44	-39.48	22.04			Vertical
3	96.0260	-69.56	-13.00	56.56	-14.07	-38.70	24.63			Vertical
4	158.1680	-71.8	-13.00	58.80	-16.92	-38.44	21.52			Vertical
5	702.8830	-50.78	-13.00	37.78	-4.36	-34.37	30.01			NA
6	734.9250	-47.82	-13.00	34.82	-3.35	-34.25	30.90			NA

Test Graph

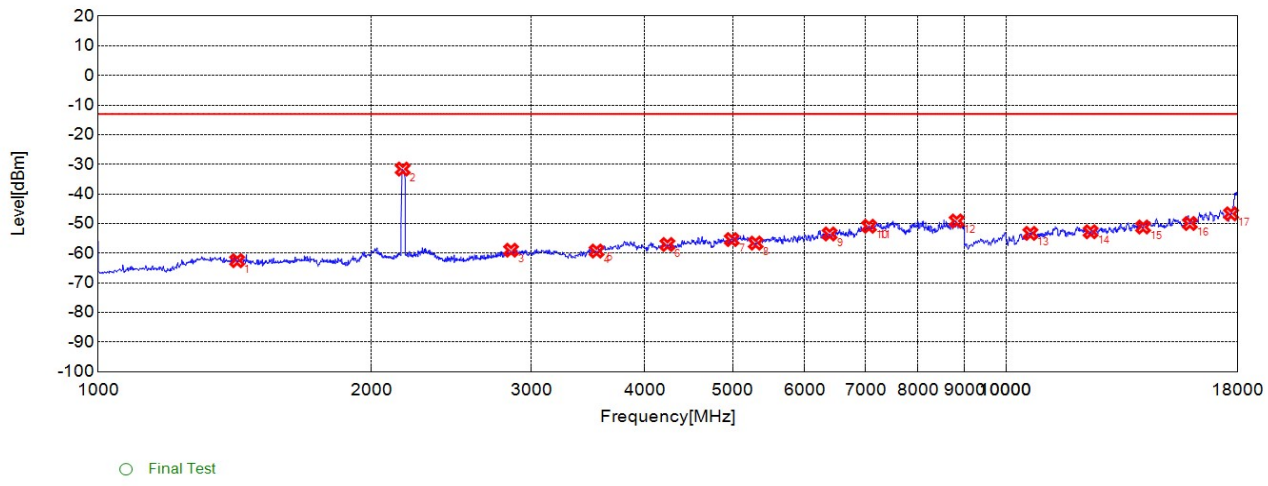

CA_12A-66A High 12A_10M 66A_20M 1RB 1-18G H

Suspected List

NO.	Freq. [MHz]	Level [dBm]	Limit [dBm]	Margin [dB]	Factor [dB]	Path [dB]	Air [dB]	Angle [°]	EUT Pol.	Ant. Pol.
1	1422.4220	-62.52	-13.00	49.52	-8.68	-45.38	36.70			Horizontal
2	2165.1650	-31.61	-13.00	18.61	-7.79	-46.78	38.99			Horizontal
3	2849.8500	-58.99	-13.00	45.99	-8.91	-47.50	38.59			Horizontal
4	3540.5410	-59.28	-13.00	46.28	-8.73	-47.87	39.14			Horizontal
5	3564.5650	-58.48	-13.00	45.48	-8.48	-47.68	39.20			Horizontal
6	4237.2370	-57.06	-13.00	44.06	-7.01	-46.76	39.75			Horizontal
7	4987.9880	-55.39	-13.00	42.39	-2.75	-44.07	41.32			Horizontal
8	5300.3000	-56.6	-13.00	43.60	-3.06	-43.40	40.34			Horizontal
9	6393.3930	-53.51	-13.00	40.51	0.11	-42.14	42.25			Horizontal
10	7066.0660	-50.91	-13.00	37.91	4.71	-39.88	44.59			Horizontal
11	7114.1140	-50.92	-13.00	37.92	5.14	-39.70	44.84			Horizontal
12	8825.8260	-49.14	-13.00	36.14	7.74	-39.07	46.81			Horizontal
13	10639.6400	-53.3	-13.00	40.30	13.55	-35.10	48.65			Horizontal
14	12396.3960	-52.76	-13.00	39.76	17.55	-31.20	48.75			Horizontal
15	14162.1620	-51.16	-13.00	38.16	20.72	-29.28	50.00			Horizontal
16	15945.9460	-49.97	-13.00	36.97	21.76	-29.07	50.83			Horizontal
17	17702.7030	-46.72	-13.00	33.72	25.81	-26.28	52.09			Horizontal

Test Graph

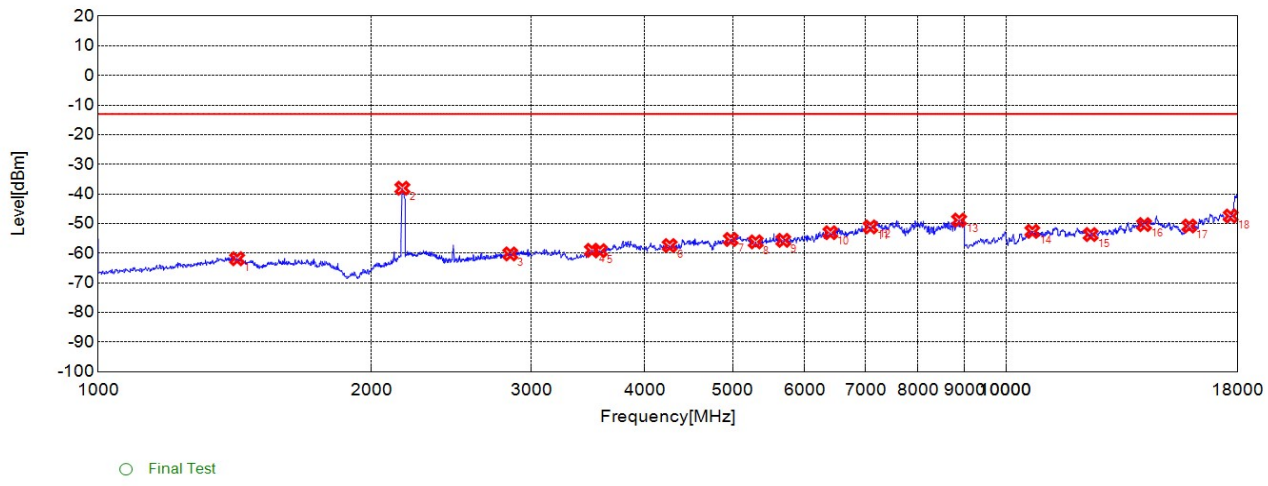

CA_12A-66A High 12A_10M 66A_20M 1RB 1-18G V

Suspected List

NO.	Freq. [MHz]	Level [dBm]	Limit [dBm]	Margin [dB]	Factor [dB]	Path [dB]	Air [dB]	Angle [°]	EUT Pol.	Ant. Pol.
1	1422.4220	-61.87	-13.00	48.87	-8.51	-45.38	36.87			Vertical
2	2163.1630	-38.06	-13.00	25.06	-8.21	-46.77	38.56			Vertical
3	2843.8440	-60.24	-13.00	47.24	-9.28	-47.56	38.28			Vertical
4	3498.4980	-59.03	-13.00	46.03	-8.81	-47.37	38.56			Vertical
5	3570.5710	-59.15	-13.00	46.15	-8.90	-47.55	38.65			Vertical
6	4261.2610	-57.43	-13.00	44.43	-7.21	-46.76	39.55			Vertical
7	4975.9760	-55.35	-13.00	42.35	-3.60	-44.33	40.73			Vertical
8	5300.3000	-56.18	-13.00	43.18	-3.43	-43.40	39.97			Vertical
9	5684.6850	-55.66	-13.00	42.66	-2.14	-42.76	40.62			Vertical
10	6405.4050	-53.07	-13.00	40.07	0.60	-42.10	42.70			Vertical
11	7090.0900	-51.12	-13.00	38.12	4.98	-39.81	44.79			Vertical
12	7126.1260	-50.68	-13.00	37.68	5.42	-39.63	45.05			Vertical
13	8879.8800	-48.84	-13.00	35.84	7.68	-39.24	46.92			Vertical
14	10693.6940	-52.62	-13.00	39.62	14.15	-34.43	48.58			Vertical
15	12396.3960	-53.7	-13.00	40.70	16.77	-31.20	47.97			Vertical
16	14198.1980	-50.35	-13.00	37.35	21.61	-28.91	50.52			Vertical
17	15918.9190	-50.82	-13.00	37.82	20.36	-27.84	48.20			Vertical
18	17684.6850	-47.46	-13.00	34.46	24.78	-26.24	51.02			Vertical

Test Graph

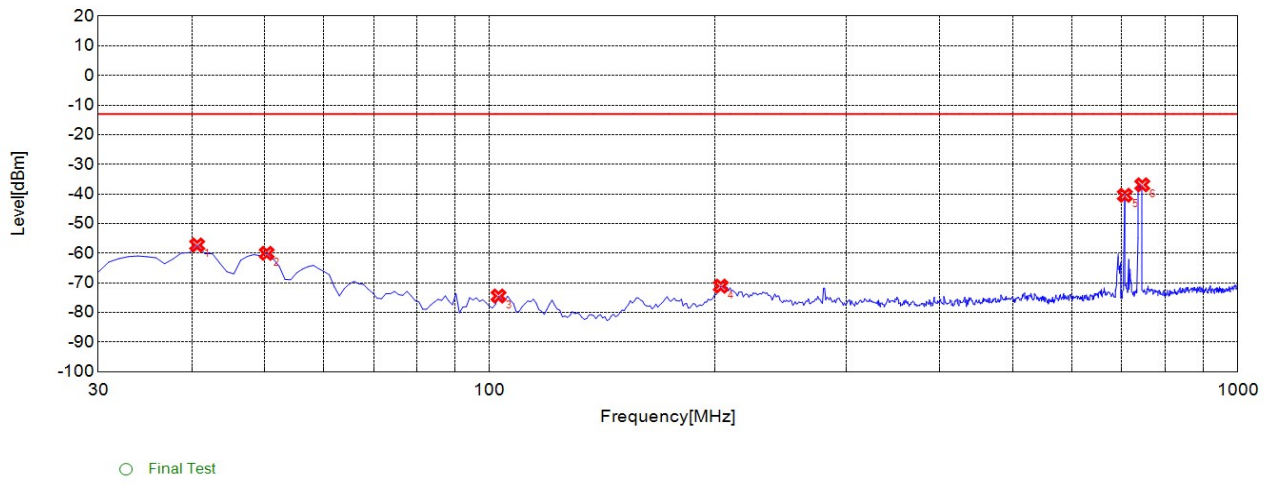

CA_12A-66A High 12A_10M 66A_20M 1RB 30M-1G H

Suspected List

NO.	Freq. [MHz]	Level [dBm]	Limit [dBm]	Margin [dB]	Factor [dB]	Path [dB]	Air [dB]	Angle [°]	EUT Pol.	Ant. Pol.
1	40.6810	-57.24	-13.00	44.24	-7.05	-39.53	32.48			Horizontal
2	50.3900	-60.04	-13.00	47.04	-7.16	-39.46	32.30			Horizontal
3	102.8230	-74.46	-13.00	61.46	-17.48	-38.70	21.22			Horizontal
4	203.8040	-71.12	-13.00	58.12	-14.59	-37.73	23.14			Horizontal
5	706.7670	-40.44	-13.00	27.44	-4.30	-34.36	30.06			NA
6	745.6060	-36.93	-13.00	23.93	-3.12	-34.22	31.10			NA

Test Graph

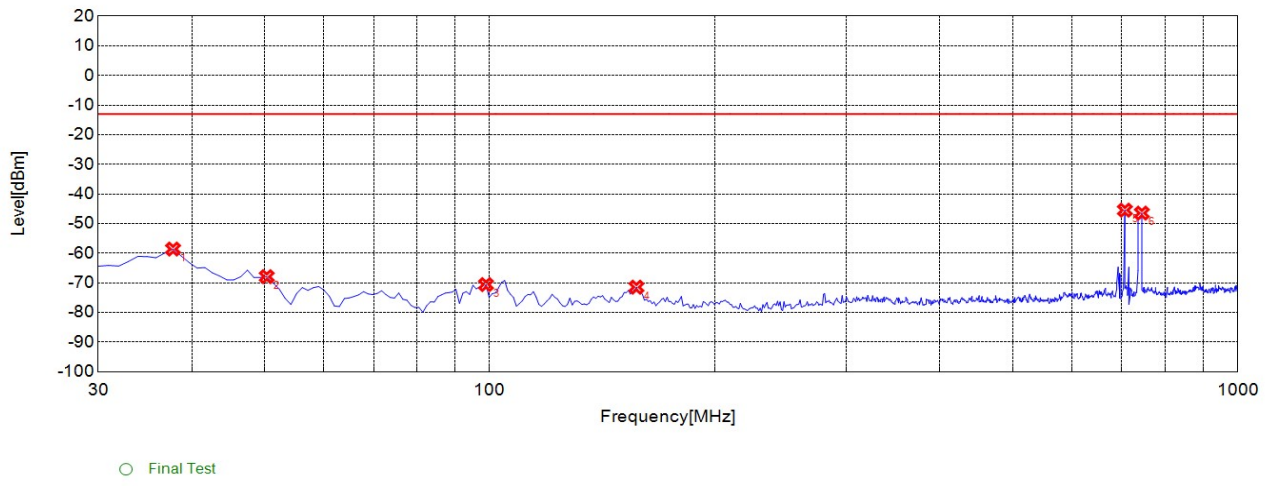

CA_12A-66A High 12A_10M 66A_20M 1RB 30M-1G V

Suspected List

NO.	Freq. [MHz]	Level [dBm]	Limit [dBm]	Margin [dB]	Factor [dB]	Path [dB]	Air [dB]	Angle [°]	EUT Pol.	Ant. Pol.
1	37.7	-58.6	-13.	45.6	-16.	-39.	23.			Verti
2	50.3	-67.9	-13.	54.9	-15.	-39.	24.			Verti
3	98.9	-70.5	-13.	57.5	-12.	-38.	25.			Verti
4	157.	-71.4	-13.	58.4	-16.	-38.	21.			Verti
5	706.	-45.4	-13.	32.4	-4.2	-34.	30.			NA
6	744.	-46.4	-13.	33.4	-2.9	-34.	31.			NA

13A_66A

Test Graph

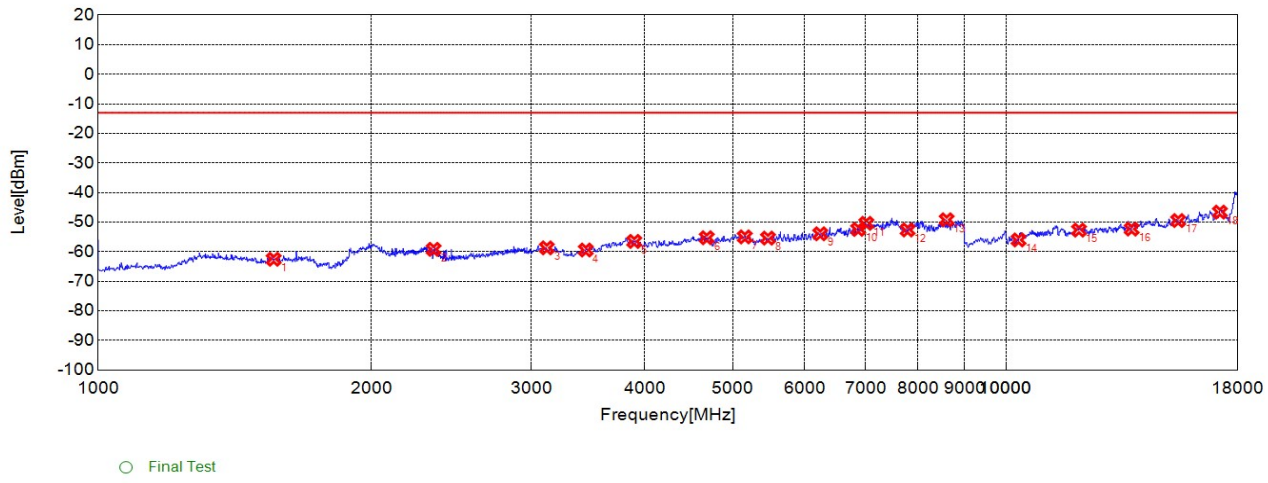

CA_13A-66A Low 13A_10M 66A_20M 1RB 1-18G H

Suspected List

NO.	Freq. [MHz]	Level [dBm]	Limit [dBm]	Margin [dB]	Factor [dB]	Path [dB]	Air [dB]	Angle [°]	EUT Pol.	Ant. Pol.
1	1560.5610	-62.56	-13.00	49.56	-9.29	-45.71	36.42			Horizontal
2	2341.3410	-59.21	-13.00	46.21	-8.05	-46.51	38.46			Horizontal
3	3120.1200	-58.71	-13.00	45.71	-8.36	-47.39	39.03			Horizontal
4	3444.4440	-59.44	-13.00	46.44	-8.90	-47.53	38.63			Horizontal
5	3894.8950	-56.53	-13.00	43.53	-6.96	-46.76	39.80			Horizontal
6	4681.6820	-55.29	-13.00	42.29	-4.05	-44.84	40.79			Horizontal
7	5156.1560	-55	-13.00	42.00	-2.41	-43.74	41.33			Horizontal
8	5468.4680	-55.41	-13.00	42.41	-2.13	-42.90	40.77			Horizontal
9	6243.2430	-53.95	-13.00	40.95	-0.04	-41.89	41.85			Horizontal
10	6873.8740	-52.45	-13.00	39.45	2.57	-40.68	43.25			Horizontal
11	7018.0180	-50.42	-13.00	37.42	4.47	-39.86	44.33			Horizontal
12	7792.7930	-52.65	-13.00	39.65	6.40	-38.21	44.61			Horizontal
13	8603.6040	-49.21	-13.00	36.21	7.64	-38.55	46.19			Horizontal
14	10324.3240	-56.03	-13.00	43.03	12.74	-36.16	48.90			Horizontal
15	12036.0360	-52.7	-13.00	39.70	18.12	-31.27	49.39			Horizontal
16	13756.7570	-52.34	-13.00	39.34	20.71	-29.00	49.71			Horizontal
17	15477.4770	-49.47	-13.00	36.47	22.00	-28.86	50.86			Horizontal
18	17207.2070	-46.62	-13.00	33.62	24.56	-27.14	51.70			Horizontal

Test Graph

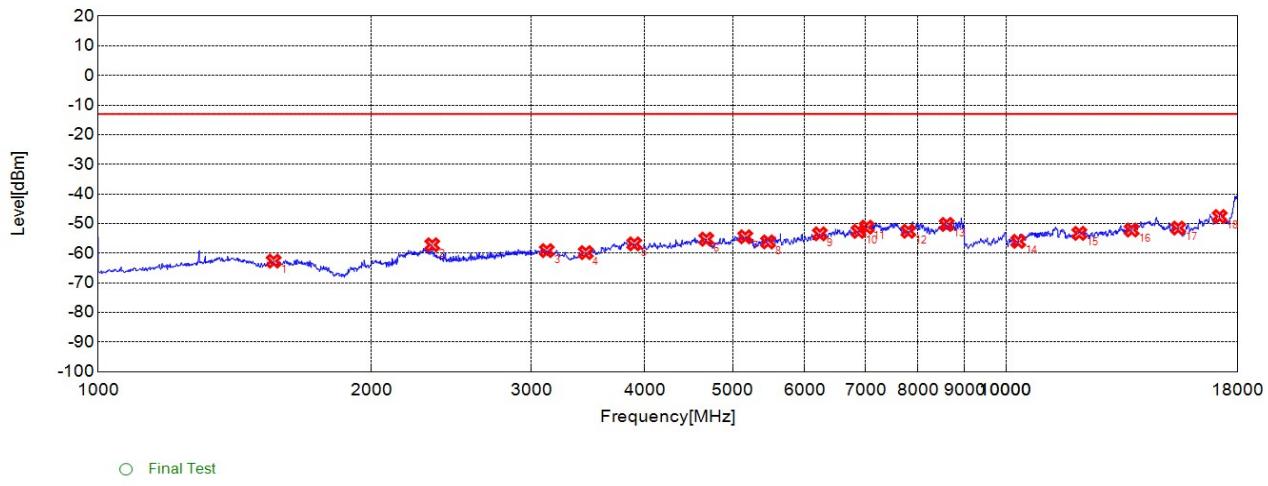

CA_13A-66A Low 13A_10M 66A_20M 1RB 1-18G V

Suspected List

NO.	Freq. [MHz]	Level [dBm]	Limit [dBm]	Margin [dB]	Factor [dB]	Path [dB]	Air [dB]	Angle [°]	EUT Pol.	Ant. Pol.
1	1560.5610	-62.67	-13.00	49.67	-10.04	-45.71	35.67			Vertical
2	2333.3330	-57.16	-13.00	44.16	-8.08	-46.47	38.39			Vertical
3	3120.1200	-59.13	-13.00	46.13	-8.80	-47.39	38.59			Vertical
4	3444.4440	-59.8	-13.00	46.80	-9.50	-47.53	38.03			Vertical
5	3894.8950	-56.85	-13.00	43.85	-7.42	-46.76	39.34			Vertical
6	4675.6760	-55.27	-13.00	42.27	-4.34	-44.88	40.54			Vertical
7	5162.1620	-54.47	-13.00	41.47	-2.48	-43.66	41.18			Vertical
8	5468.4680	-56.19	-13.00	43.19	-2.42	-42.90	40.48			Vertical
9	6237.2370	-53.46	-13.00	40.46	-0.34	-41.95	41.61			Vertical
10	6879.8800	-52.63	-13.00	39.63	2.90	-40.59	43.49			Vertical
11	7024.0240	-51.22	-13.00	38.22	4.33	-39.87	44.20			Vertical
12	7804.8050	-52.6	-13.00	39.60	6.30	-38.20	44.50			Vertical
13	8603.6040	-50.29	-13.00	37.29	7.48	-38.55	46.03			Vertical
14	10315.3150	-56.01	-13.00	43.01	12.44	-36.29	48.73			Vertical
15	12045.0450	-53.3	-13.00	40.30	17.61	-31.25	48.86			Vertical
16	13756.7570	-52.17	-13.00	39.17	20.56	-29.00	49.56			Vertical
17	15477.4770	-51.53	-13.00	38.53	19.90	-28.86	48.76			Vertical
18	17198.1980	-47.63	-13.00	34.63	23.64	-27.23	50.87			Vertical

Test Graph

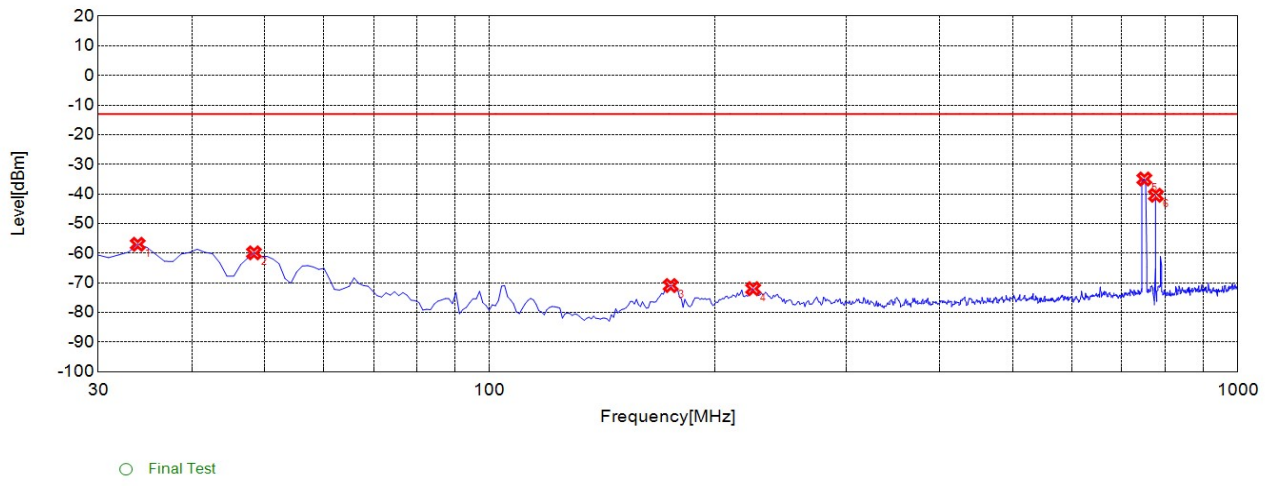

CA_13A-66A Low 13A_10M 66A_20M 1RB 30M-1G H

Suspected List

NO.	Freq. [MHz]	Level [dBm]	Limit [dBm]	Margin [dB]	Factor [dB]	Path [dB]	Air [dB]	Angle [°]	EUT Pol.	Ant. Pol.
1	33.8840	-56.99	-13.00	43.99	-9.81	-39.59	29.78			Horizontal
2	48.4480	-59.89	-13.00	46.89	-7.02	-39.47	32.45			Horizontal
3	174.6750	-70.91	-13.00	57.91	-17.93	-38.12	20.19			Horizontal
4	225.1650	-71.99	-13.00	58.99	-11.43	-37.54	26.11			Horizontal
5	750.4600	-34.96	-13.00	21.96	-2.99	-34.20	31.21			NA
6	777.6480	-40.45	-13.00	27.45	-3.07	-34.22	31.15			NA

Test Graph

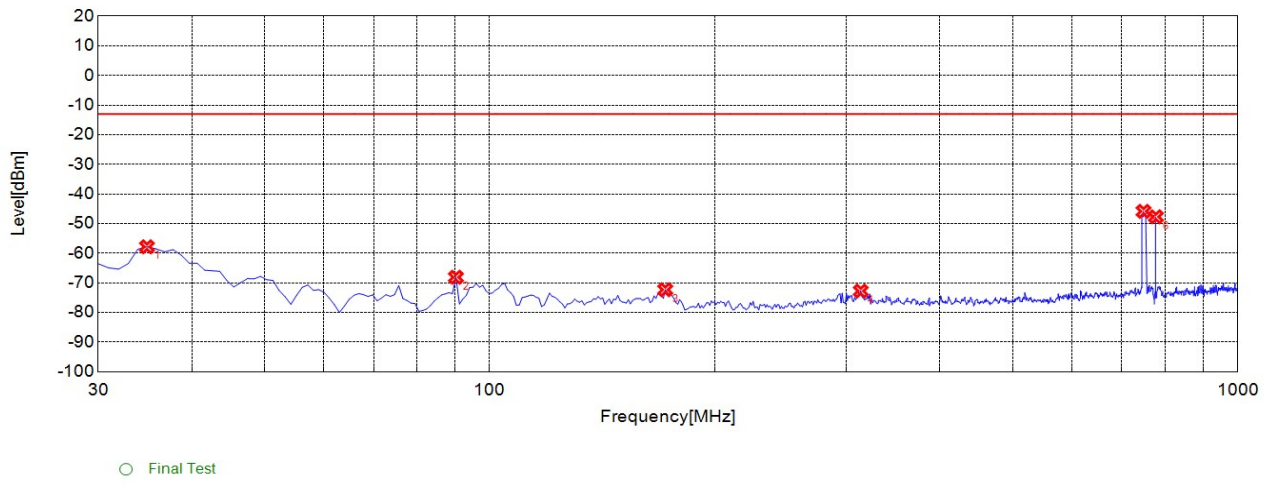

CA_13A-66A Low 13A_10M 66A_20M 1RB 30M-1G V

Suspected List

NO.	Freq. [MHz]	Level [dBm]	Limit [dBm]	Margin [dB]	Factor [dB]	Path [dB]	Air [dB]	Angle [°]	EUT Pol.	Ant. Pol.
1	34.8550	-57.84	-13.00	44.84	-16.68	-39.58	22.90			Vertical
2	90.2000	-68.11	-13.00	55.11	-16.50	-38.71	22.21			Vertical
3	171.7620	-72.33	-13.00	59.33	-17.06	-38.12	21.06			Vertical
4	313.5240	-72.77	-13.00	59.77	-11.71	-36.97	25.26			Vertical
5	748.5190	-45.87	-13.00	32.87	-2.72	-34.21	31.49			NA
6	777.6480	-47.71	-13.00	34.71	-3.12	-34.22	31.10			NA

Test Graph

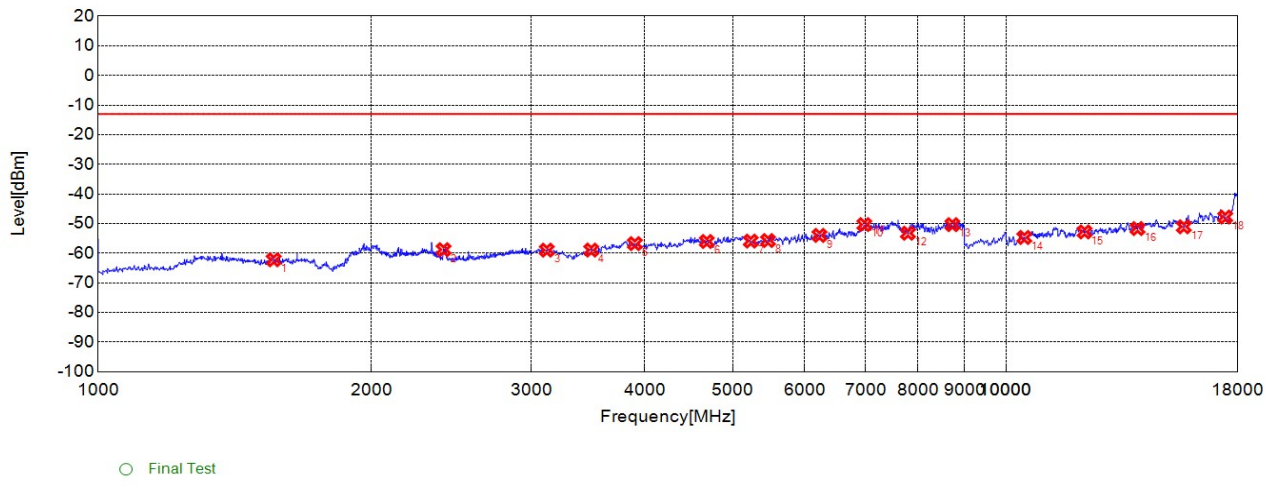

CA_13A-66A Mid 13A_10M 66A_20M 1RB 1-18G H

Suspected List

NO.	Freq. [MHz]	Level [dBm]	Limit [dBm]	Margin [dB]	Factor [dB]	Path [dB]	Air [dB]	Angle [°]	EUT Pol.	Ant. Pol.
1	1560.5610	-62.22	-13.00	49.22	-9.29	-45.71	36.42			Horizontal
2	2401.4010	-58.81	-13.00	45.81	-10.22	-47.46	37.24			Horizontal
3	3120.1200	-58.97	-13.00	45.97	-8.36	-47.39	39.03			Horizontal
4	3492.4920	-58.95	-13.00	45.95	-8.41	-47.39	38.98			Horizontal
5	3900.9010	-56.77	-13.00	43.77	-6.91	-46.73	39.82			Horizontal
6	4681.6820	-56.05	-13.00	43.05	-4.05	-44.84	40.79			Horizontal
7	5234.2340	-55.92	-13.00	42.92	-2.52	-43.39	40.87			Horizontal
8	5468.4680	-55.73	-13.00	42.73	-2.13	-42.90	40.77			Horizontal
9	6231.2310	-54	-13.00	41.00	-0.24	-42.01	41.77			Horizontal
10	6981.9820	-50.35	-13.00	37.35	3.99	-40.09	44.08			Horizontal
11	7018.0180	-49.37	-13.00	36.37	4.47	-39.86	44.33			Horizontal
12	7798.7990	-53.26	-13.00	40.26	6.33	-38.26	44.59			Horizontal
13	8729.7300	-50.37	-13.00	37.37	7.67	-39.03	46.70			Horizontal
14	10477.4770	-54.69	-13.00	41.69	12.63	-36.32	48.95			Horizontal
15	12207.2070	-52.82	-13.00	39.82	17.84	-31.44	49.28			Horizontal
16	13963.9640	-51.68	-13.00	38.68	20.96	-28.56	49.52			Horizontal
17	15702.7030	-51.09	-13.00	38.09	21.14	-29.81	50.95			Horizontal
18	17441.4410	-47.8	-13.00	34.80	23.79	-27.21	51.00			Horizontal