Test Graph

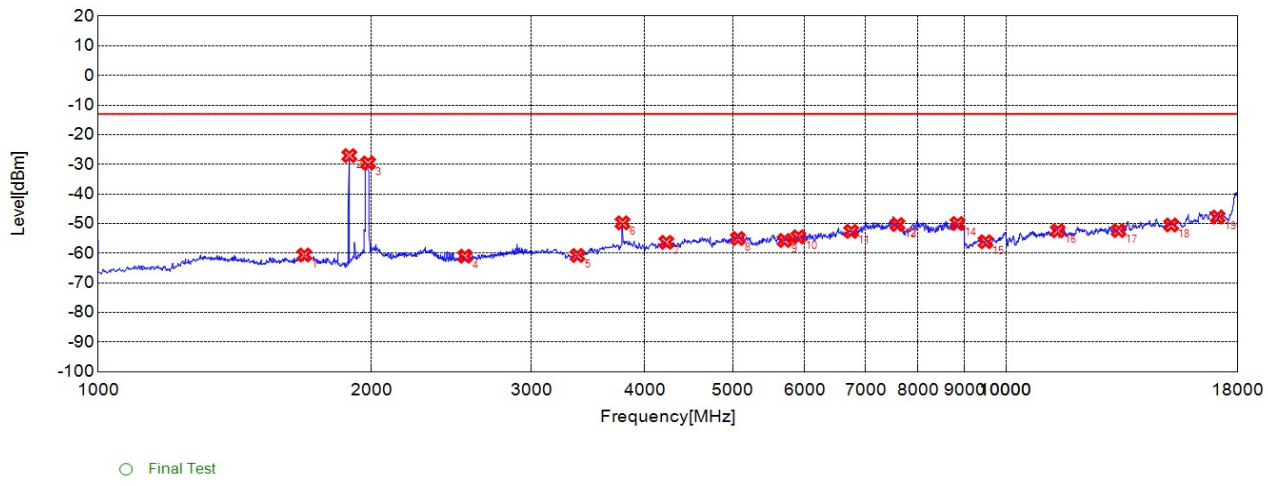

CA_2A-5A High 2A_20M 5A_10M 1RB 1-18G H

Suspected List

NO.	Freq. [MHz]	Level [dBm]	Limit [dBm]	Margin [dB]	Factor [dB]	Path [dB]	Air [dB]	Angle [°]	EUT Pol.	Ant. Pol.
1	1686.6870	-60.6	-13.00	47.60	-8.58	-46.33	37.75			Horizontal
2	1890.8910	-27.06	-13.00	14.06	-6.33	-46.73	40.40			NA
3	1982.9830	-29.55	-13.00	16.55	-4.52	-46.32	41.80			NA
4	2535.5360	-61.01	-13.00	48.01	-10.67	-47.44	36.77			Horizontal
5	3372.3720	-60.76	-13.00	47.76	-9.58	-47.80	38.22			Horizontal
6	3780.7810	-49.76	-13.00	36.76	-7.19	-46.60	39.41			Horizontal
7	4225.2250	-56.33	-13.00	43.33	-6.89	-46.61	39.72			Horizontal
8	5066.0660	-55.04	-13.00	42.04	-2.36	-43.85	41.49			Horizontal
9	5702.7030	-55.7	-13.00	42.70	-1.89	-42.74	40.85			Horizontal
10	5906.9070	-54.49	-13.00	41.49	-1.32	-42.63	41.31			Horizontal
11	6753.7540	-52.65	-13.00	39.65	1.90	-40.97	42.87			Horizontal
12	7594.5950	-50.34	-13.00	37.34	7.27	-37.84	45.11			Horizontal
13	7606.6070	-50.54	-13.00	37.54	7.24	-37.81	45.05			Horizontal
14	8843.8440	-49.98	-13.00	36.98	7.81	-38.94	46.75			Horizontal
15	9495.4950	-56.14	-13.00	43.14	10.77	-37.44	48.21			Horizontal
16	11405.4050	-52.42	-13.00	39.42	15.96	-33.51	49.47			Horizontal
17	13306.3060	-52.37	-13.00	39.37	20.57	-29.02	49.59			Horizontal
18	15207.2070	-50.49	-13.00	37.49	21.05	-29.35	50.40			Horizontal
19	17108.1080	-47.8	-13.00	34.80	23.93	-27.49	51.42			Horizontal

Test Graph

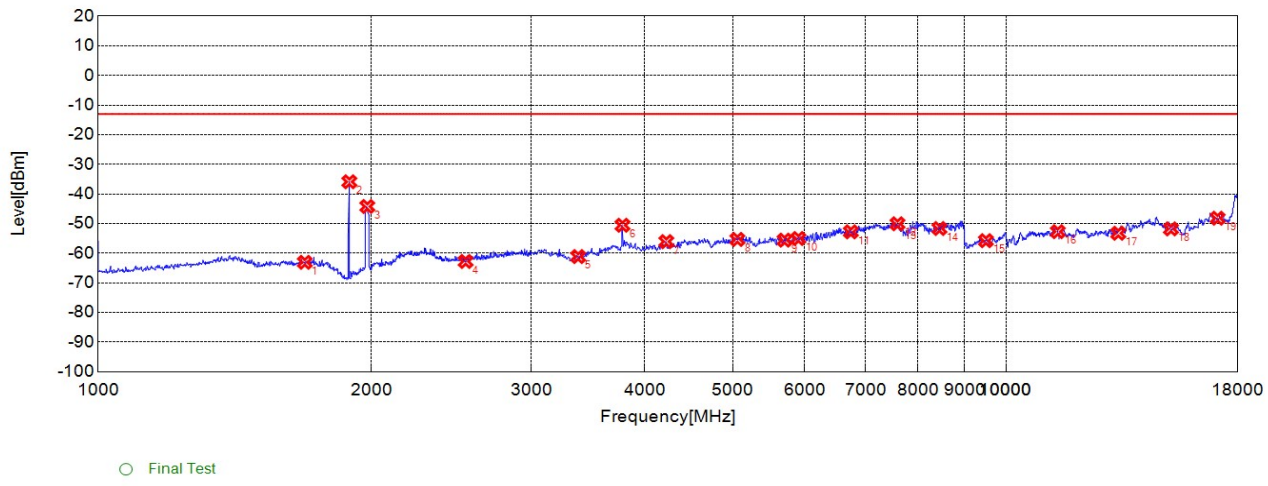

CA_2A-5A High 2A_20M 5A_10M 1RB 1-18G V

Suspected List

NO.	Freq. [MHz]	Level [dBm]	Limit [dBm]	Margin [dB]	Factor [dB]	Path [dB]	Air [dB]	Angle [°]	EUT Pol.	Ant. Pol.
1	1688.6890	-63.07	-13.00	50.07	-9.51	-46.33	36.82			Vertical
2	1890.8910	-35.9	-13.00	22.90	-11.12	-46.73	35.61			NA
3	1978.9790	-44.24	-13.00	31.24	-10.23	-46.34	36.11			NA
4	2539.5400	-62.78	-13.00	49.78	-10.84	-47.48	36.64			Vertical
5	3378.3780	-61.14	-13.00	48.14	-10.18	-47.74	37.56			Vertical
6	3780.7810	-50.57	-13.00	37.57	-7.54	-46.60	39.06			Vertical
7	4225.2250	-56.09	-13.00	43.09	-7.10	-46.61	39.51			Vertical
8	5060.0600	-55.34	-13.00	42.34	-2.52	-43.86	41.34			Vertical
9	5702.7030	-55.59	-13.00	42.59	-2.06	-42.74	40.68			Vertical
10	5906.9070	-55.04	-13.00	42.04	-1.29	-42.63	41.34			Vertical
11	6747.7480	-52.8	-13.00	39.80	2.03	-40.97	43.00			Vertical
12	7594.5950	-50.07	-13.00	37.07	7.36	-37.84	45.20			Vertical
13	7606.6070	-51.23	-13.00	38.23	7.35	-37.81	45.16			Vertical
14	8447.4470	-51.66	-13.00	38.66	6.83	-38.08	44.91			Vertical
15	9504.5050	-55.78	-13.00	42.78	11.05	-37.36	48.41			Vertical
16	11405.4050	-52.73	-13.00	39.73	15.83	-33.51	49.34			Vertical
17	13297.2970	-53.27	-13.00	40.27	19.98	-29.20	49.18			Vertical
18	15198.1980	-51.79	-13.00	38.79	19.95	-29.15	49.10			Vertical
19	17108.1080	-48.19	-13.00	35.19	23.11	-27.49	50.60			Vertical

Test Graph

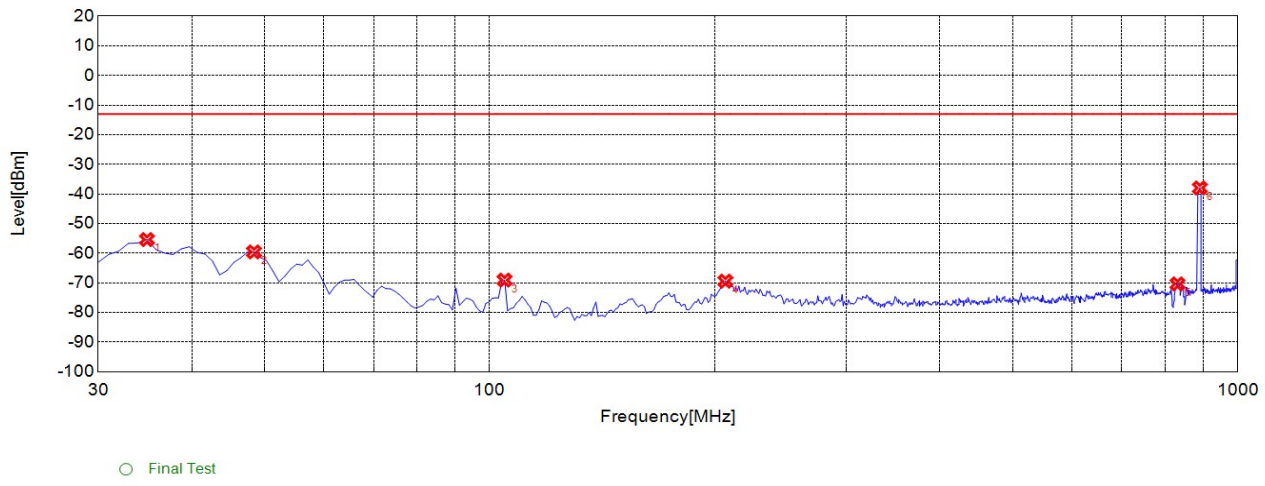

CA_2A-5A High 2A_20M 5A_10M 1RB 30M-1G H

Suspected List

NO.	Freq. [MHz]	Level [dBm]	Limit [dBm]	Margin [dB]	Factor [dB]	Path [dB]	Air [dB]	Angle [°]	EUT Pol.	Ant. Pol.
1	34.8550	-55.39	-13.00	42.39	-9.37	-39.58	30.21			Horizontal
2	48.4480	-59.57	-13.00	46.57	-7.02	-39.47	32.45			Horizontal
3	104.7650	-69.07	-13.00	56.07	-17.53	-38.70	21.17			Horizontal
4	206.7170	-69.44	-13.00	56.44	-14.34	-37.66	23.32			Horizontal
5	831.0510	-70.35	-13.00	57.35	-2.76	-34.15	31.39			NA
6	890.2800	-37.98	-13.00	24.98	-2.01	-33.99	31.98			NA

Test Graph

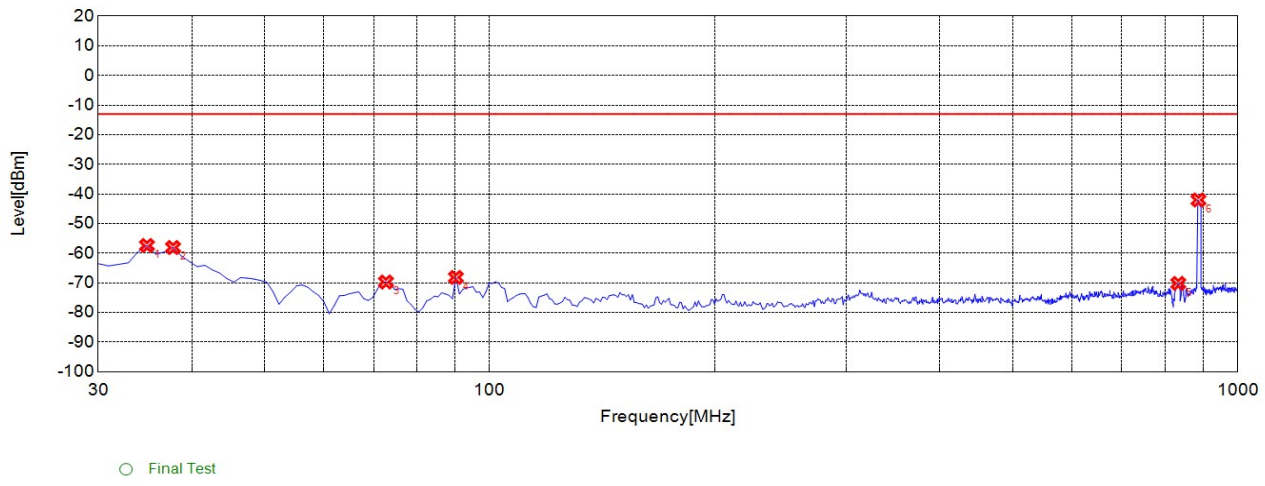

CA_2A-5A High 2A_20M 5A_10M 1RB 30M-1G V

Suspected List

NO.	Freq. [MHz]	Level [dBm]	Limit [dBm]	Margin [dB]	Factor [dB]	Path [dB]	Air [dB]	Angle [°]	EUT Pol.	Ant. Pol.
1	34.8550	-57.41	-13.00	44.41	-16.68	-39.58	22.90			Vertical
2	37.7680	-58.08	-13.00	45.08	-16.48	-39.56	23.08			Vertical
3	72.7230	-69.73	-13.00	56.73	-18.79	-39.40	20.61			Vertical
4	90.2000	-68.17	-13.00	55.17	-16.50	-38.71	22.21			Vertical
5	832.9930	-70.19	-13.00	57.19	-2.60	-34.14	31.54			NA
6	886.3960	-42.04	-13.00	29.04	-1.32	-34.00	32.68			NA

2A_12A

Test Graph

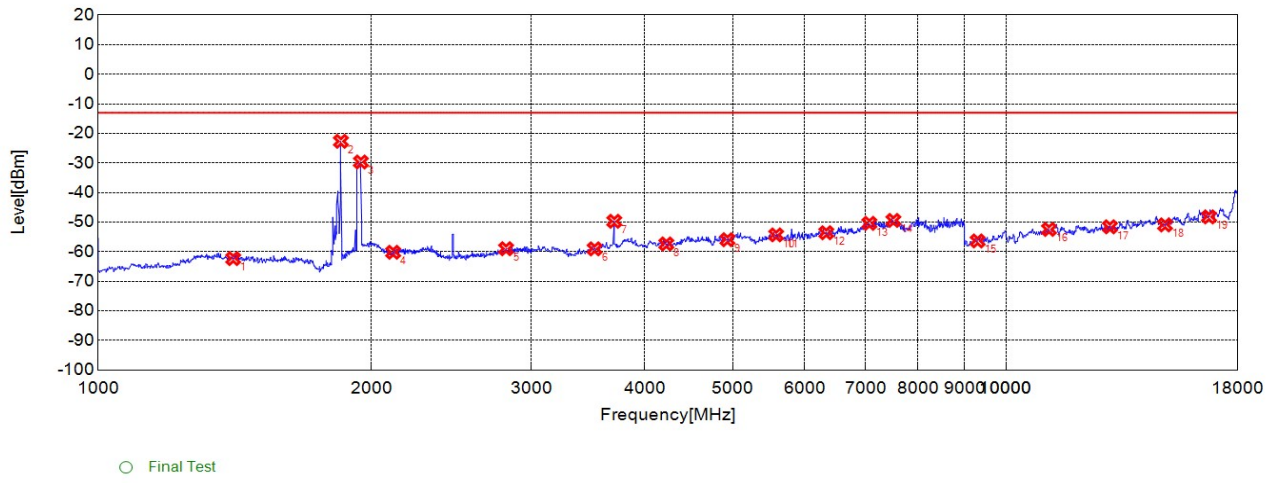

CA_2A-12A Low 2A_20M 12A_10M 1RB 1-18G H

Suspected List

NO.	Freq. [MHz]	Level [dBm]	Limit [dBm]	Margin [dB]	Factor [dB]	Path [dB]	Air [dB]	Angle [°]	EUT Pol.	Ant. Pol.
1	1408.4080	-62.34	-13.00	49.34	-8.55	-45.36	36.81			Horizontal
2	1850.8510	-22.68	-13.00	9.68	-7.29	-46.66	39.37			NA
3	1946.9470	-29.67	-13.00	16.67	-5.16	-46.45	41.29			NA
4	2113.1130	-60.19	-13.00	47.19	-8.35	-47.18	38.83			Horizontal
5	2813.8140	-59	-13.00	46.00	-9.33	-47.83	38.50			Horizontal
6	3522.5230	-59.04	-13.00	46.04	-8.56	-47.65	39.09			Horizontal
7	3702.7030	-49.72	-13.00	36.72	-7.52	-46.66	39.14			Horizontal
8	4225.2250	-57.38	-13.00	44.38	-6.89	-46.61	39.72			Horizontal
9	4933.9340	-55.95	-13.00	42.95	-3.41	-44.57	41.16			Horizontal
10	5582.5830	-54.32	-13.00	41.32	-2.23	-43.02	40.79			Horizontal
11	5630.6310	-54.47	-13.00	41.47	-2.12	-42.94	40.82			Horizontal
12	6339.3390	-53.6	-13.00	40.60	-0.25	-42.46	42.21			Horizontal
13	7072.0720	-50.42	-13.00	37.42	4.77	-39.86	44.63			Horizontal
14	7516.5170	-49.42	-13.00	36.42	7.80	-38.22	46.02			Horizontal
15	9306.3060	-56.37	-13.00	43.37	11.47	-37.26	48.73			Horizontal
16	11153.1530	-52.46	-13.00	39.46	13.91	-34.77	48.68			Horizontal
17	13018.0180	-51.6	-13.00	38.60	20.32	-29.83	50.15			Horizontal
18	14972.9730	-50.96	-13.00	37.96	20.22	-29.60	49.82			Horizontal
19	16738.7390	-48.22	-13.00	35.22	23.01	-28.68	51.69			Horizontal

Test Graph

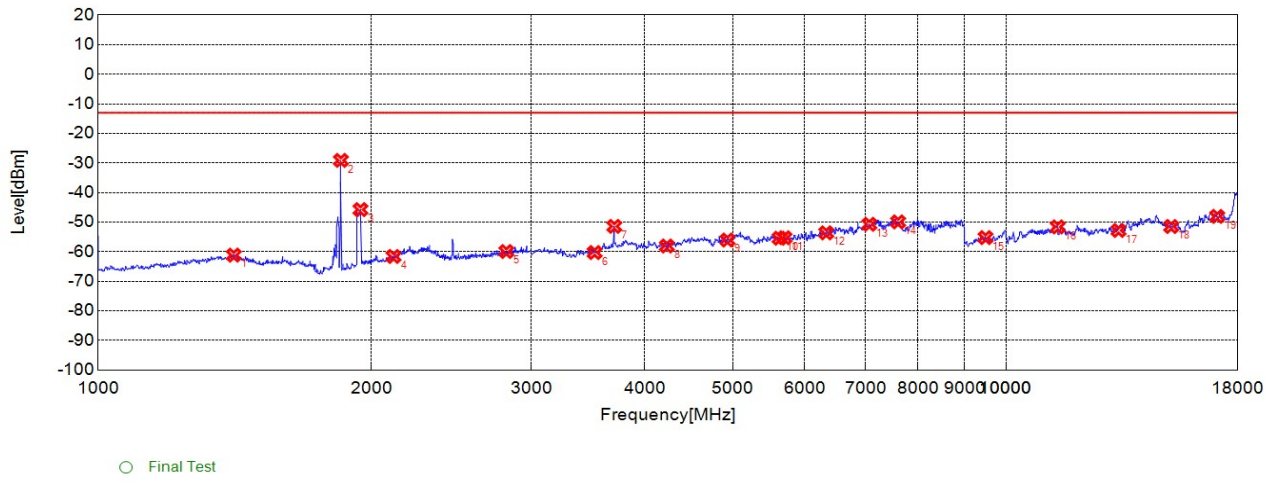

CA_2A-12A Low 2A_20M 12A_10M 1RB 1-18G V

Suspected List

NO.	Freq. [MHz]	Level [dBm]	Limit [dBm]	Margin [dB]	Factor [dB]	Path [dB]	Air [dB]	Angle [°]	EUT Pol.	Ant. Pol.
1	1410.4100	-61.17	-13.00	48.17	-8.25	-45.36	37.11			Vertical
2	1850.8510	-29.13	-13.00	16.13	-10.41	-46.66	36.25			NA
3	1944.9450	-45.77	-13.00	32.77	-10.63	-46.46	35.83			NA
4	2115.1150	-61.61	-13.00	48.61	-9.85	-47.15	37.30			Vertical
5	2815.8160	-59.95	-13.00	46.95	-9.64	-47.81	38.17			Vertical
6	3522.5230	-60.29	-13.00	47.29	-9.05	-47.65	38.60			Vertical
7	3702.7030	-51.44	-13.00	38.44	-7.59	-46.66	39.07			Vertical
8	4231.2310	-58.08	-13.00	45.08	-7.16	-46.68	39.52			Vertical
9	4933.9340	-56.05	-13.00	43.05	-3.89	-44.57	40.68			Vertical
10	5630.6310	-55.46	-13.00	42.46	-2.49	-42.94	40.45			Vertical
11	5702.7030	-55.28	-13.00	42.28	-2.06	-42.74	40.68			Vertical
12	6339.3390	-53.64	-13.00	40.64	-0.11	-42.46	42.35			Vertical
13	7072.0720	-50.73	-13.00	37.73	4.77	-39.86	44.63			Vertical
14	7606.6070	-49.93	-13.00	36.93	7.35	-37.81	45.16			Vertical
15	9495.4950	-55.23	-13.00	42.23	10.99	-37.44	48.43			Vertical
16	11405.4050	-51.63	-13.00	38.63	15.83	-33.51	49.34			Vertical
17	13306.3060	-52.81	-13.00	39.81	20.19	-29.02	49.21			Vertical
18	15207.2070	-51.49	-13.00	38.49	19.74	-29.35	49.09			Vertical
19	17090.0900	-48.06	-13.00	35.06	23.24	-27.42	50.66			Vertical

Test Graph

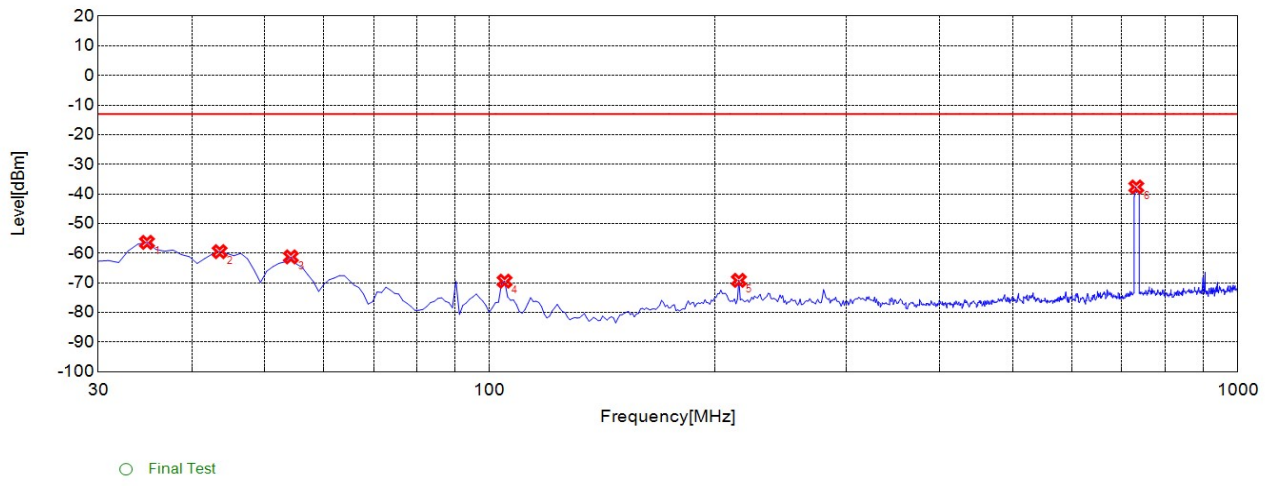

CA_2A-12A Low 2A_20M 12A_10M 1RB 30M-1G H

Suspected List

NO.	Freq. [MHz]	Level [dBm]	Limit [dBm]	Margin [dB]	Factor [dB]	Path [dB]	Air [dB]	Angle [°]	EUT Pol.	Ant. Pol.
1	34.8550	-56.35	-13.00	43.35	-9.37	-39.58	30.21			Horizontal
2	43.5940	-59.46	-13.00	46.46	-7.04	-39.51	32.47			Horizontal
3	54.2740	-61.25	-13.00	48.25	-8.69	-39.47	30.78			Horizontal
4	104.7650	-69.44	-13.00	56.44	-17.53	-38.70	21.17			Horizontal
5	215.4550	-69.16	-13.00	56.16	-13.08	-37.56	24.48			Horizontal
6	732.0120	-37.65	-13.00	24.65	-3.43	-34.26	30.83			NA

Test Graph

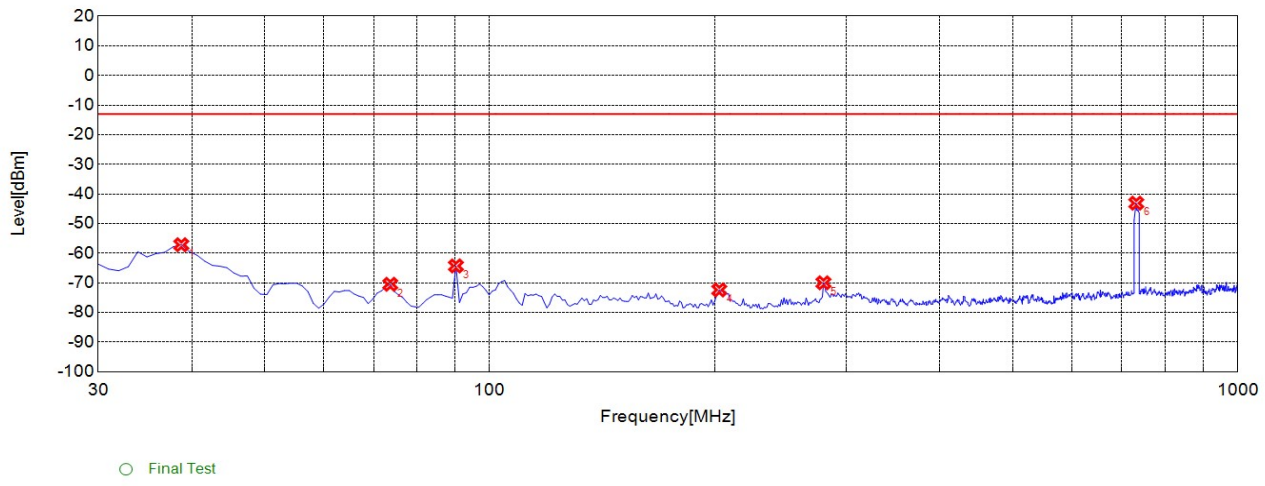

CA_2A-12A Low 2A_20M 12A_10M 1RB 30M-1G V

Suspected List

NO.	Freq. [MHz]	Level [dBm]	Limit [dBm]	Margin [dB]	Factor [dB]	Path [dB]	Air [dB]	Angle [°]	EUT Pol.	Ant. Pol.
1	38.7390	-57.15	-13.00	44.15	-16.41	-39.55	23.14			Vertical
2	73.6940	-70.49	-13.00	57.49	-18.99	-39.36	20.37			Vertical
3	90.2000	-64.3	-13.00	51.30	-16.50	-38.71	22.21			Vertical
4	202.8330	-72.4	-13.00	59.40	-16.29	-37.76	21.47			Vertical
5	279.5400	-69.99	-13.00	56.99	-12.54	-37.04	24.50			Vertical
6	732.0120	-43.11	-13.00	30.11	-3.41	-34.26	30.85			NA

Test Graph

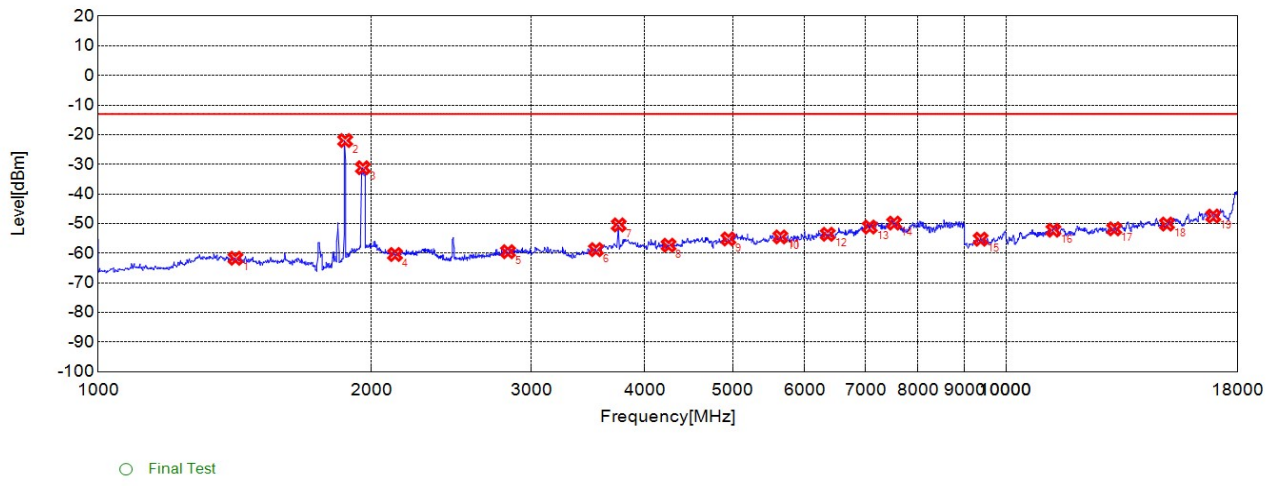

CA_2A-12A Mid 2A_20M 12A_10M 1RB 1-18G H

Suspected List

NO.	Freq. [MHz]	Level [dBm]	Limit [dBm]	Margin [dB]	Factor [dB]	Path [dB]	Air [dB]	Angle [°]	EUT Pol.	Ant. Pol.
1	1416.4160	-61.71	-13.00	48.71	-8.62	-45.37	36.75			Horizontal
2	1870.8710	-21.98	-13.00	8.98	-6.81	-46.69	39.88			NA
3	1956.9570	-31.16	-13.00	18.16	-4.98	-46.41	41.43			NA
4	2123.1230	-60.42	-13.00	47.42	-8.19	-47.05	38.86			Horizontal
5	2827.8280	-59.49	-13.00	46.49	-9.16	-47.70	38.54			Horizontal
6	3534.5350	-58.8	-13.00	45.80	-8.68	-47.80	39.12			Horizontal
7	3744.7450	-50.45	-13.00	37.45	-8.25	-47.54	39.29			Horizontal
8	4249.2490	-57.31	-13.00	44.31	-7.12	-46.90	39.78			Horizontal
9	4945.9460	-55.2	-13.00	42.20	-3.61	-44.81	41.20			Horizontal
10	5642.6430	-54.51	-13.00	41.51	-2.04	-42.86	40.82			Horizontal
11	5654.6550	-53.77	-13.00	40.77	-1.98	-42.80	40.82			Horizontal
12	6363.3630	-53.61	-13.00	40.61	-0.18	-42.41	42.23			Horizontal
13	7078.0780	-51.16	-13.00	38.16	4.82	-39.84	44.66			Horizontal
14	7528.5290	-49.84	-13.00	36.84	7.55	-38.33	45.88			Horizontal
15	9378.3780	-55.27	-13.00	42.27	12.35	-36.62	48.97			Horizontal
16	11279.2790	-52.24	-13.00	39.24	14.70	-34.15	48.85			Horizontal
17	13162.1620	-51.79	-13.00	38.79	20.23	-29.49	49.72			Horizontal
18	15045.0450	-50.17	-13.00	37.17	20.66	-29.19	49.85			Horizontal
19	16918.9190	-47.47	-13.00	34.47	24.36	-27.94	52.30			Horizontal

Test Graph

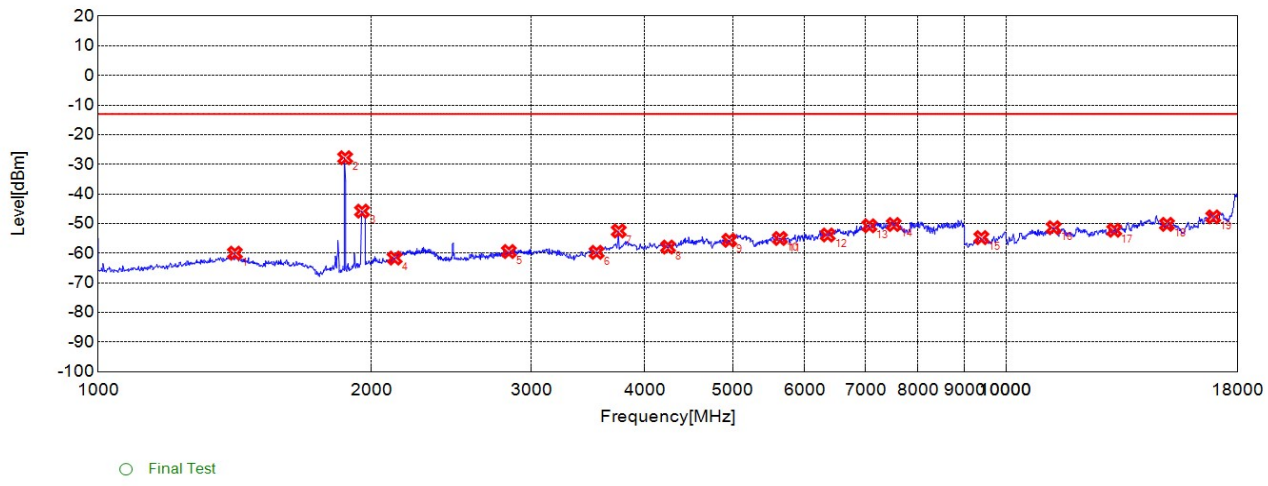

CA_2A-12A Mid 2A_20M 12A_10M 1RB 1-18G V

Suspected List

NO.	Freq. [MHz]	Level [dBm]	Limit [dBm]	Margin [dB]	Factor [dB]	Path [dB]	Air [dB]	Angle [°]	EUT Pol.	Ant. Pol.
1	1414.4140	-59.99	-13.00	46.99	-8.34	-45.37	37.03			Vertical
2	1870.8710	-27.78	-13.00	14.78	-10.76	-46.69	35.93			NA
3	1952.9530	-45.81	-13.00	32.81	-10.53	-46.42	35.89			NA
4	2121.1210	-61.64	-13.00	48.64	-9.62	-47.08	37.46			Vertical
5	2833.8340	-59.43	-13.00	46.43	-9.41	-47.65	38.24			Vertical
6	3540.5410	-59.71	-13.00	46.71	-9.25	-47.87	38.62			Vertical
7	3744.7450	-52.5	-13.00	39.50	-8.47	-47.54	39.07			Vertical
8	4243.2430	-57.92	-13.00	44.92	-7.30	-46.83	39.53			Vertical
9	4957.9580	-55.65	-13.00	42.65	-4.01	-44.72	40.71			Vertical
10	5636.6370	-55.02	-13.00	42.02	-2.43	-42.90	40.47			Vertical
11	5660.6610	-55.19	-13.00	42.19	-2.26	-42.80	40.54			Vertical
12	6363.3630	-53.86	-13.00	40.86	0.05	-42.41	42.46			Vertical
13	7072.0720	-50.75	-13.00	37.75	4.77	-39.86	44.63			Vertical
14	7522.5230	-50.32	-13.00	37.32	7.38	-38.27	45.65			Vertical
15	9396.3960	-54.74	-13.00	41.74	12.66	-36.40	49.06			Vertical
16	11288.2880	-51.38	-13.00	38.38	14.89	-33.99	48.88			Vertical
17	13162.1620	-52.25	-13.00	39.25	19.65	-29.49	49.14			Vertical
18	15045.0450	-50.27	-13.00	37.27	20.38	-29.19	49.57			Vertical
19	16918.9190	-47.75	-13.00	34.75	23.77	-27.94	51.71			Vertical

Test Graph

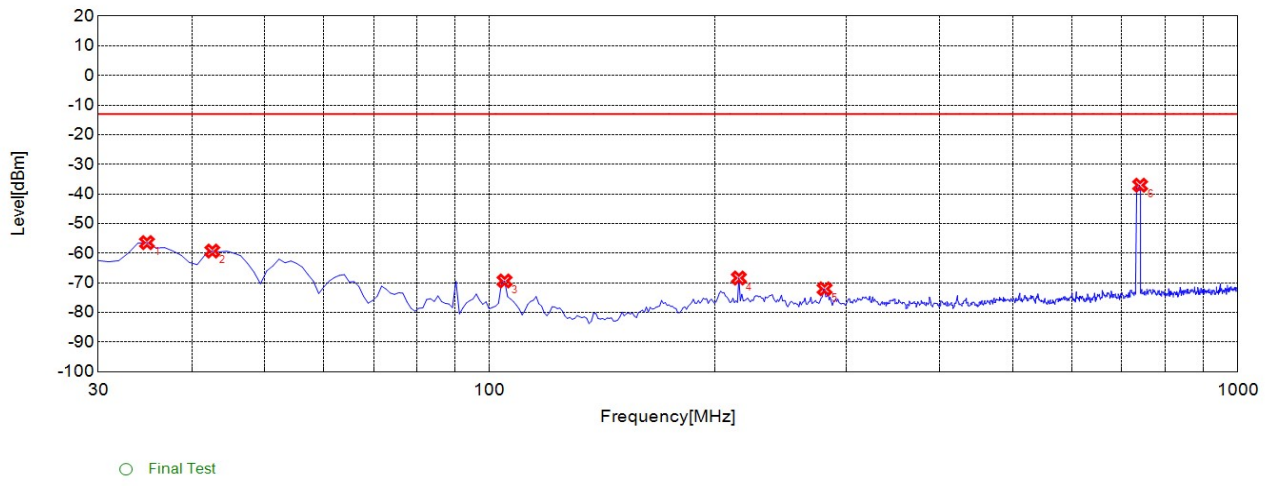

CA_2A-12A Mid 2A_20M 12A_10M 1RB 30M-1G H

Suspected List

NO.	Freq. [MHz]	Level [dBm]	Limit [dBm]	Margin [dB]	Factor [dB]	Path [dB]	Air [dB]	Angle [°]	EUT Pol.	Ant. Pol.
1	34.8550	-56.43	-13.00	43.43	-9.37	-39.58	30.21			Horizontal
2	42.6230	-59.28	-13.00	46.28	-7.05	-39.52	32.47			Horizontal
3	104.7650	-69.37	-13.00	56.37	-17.53	-38.70	21.17			Horizontal
4	215.4550	-68.38	-13.00	55.38	-13.08	-37.56	24.48			Horizontal
5	280.5110	-72.03	-13.00	59.03	-12.02	-37.03	25.01			Horizontal
6	740.7510	-37.05	-13.00	24.05	-3.22	-34.23	31.01			NA

Test Graph

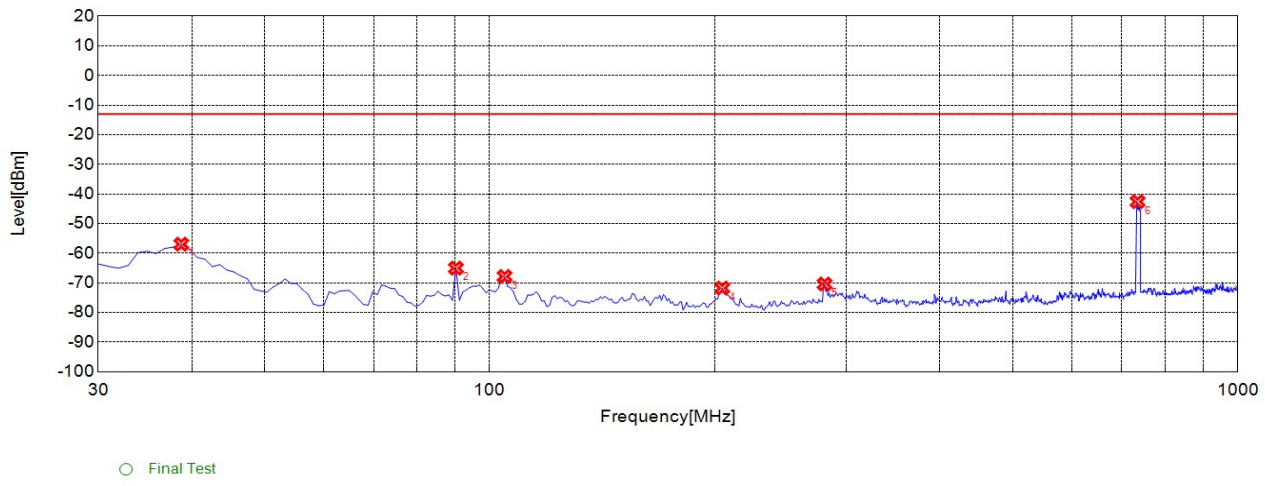

CA_2A-12A Mid 2A_20M 12A_10M 1RB 30M-1G V

Suspected List

NO.	Freq. [MHz]	Level [dBm]	Limit [dBm]	Margin [dB]	Factor [dB]	Path [dB]	Air [dB]	Angle [°]	EUT Pol.	Ant. Pol.
1	38.7390	-56.96	-13.00	43.96	-16.41	-39.55	23.14			Vertical
2	90.2000	-65.04	-13.00	52.04	-16.50	-38.71	22.21			Vertical
3	104.7650	-67.86	-13.00	54.86	-14.20	-38.70	24.50			Vertical
4	204.7750	-71.77	-13.00	58.77	-16.40	-37.71	21.31			Vertical
5	280.5110	-70.4	-13.00	57.40	-12.48	-37.03	24.55			Vertical
6	734.9250	-42.61	-13.00	29.61	-3.35	-34.25	30.90			NA

Test Graph

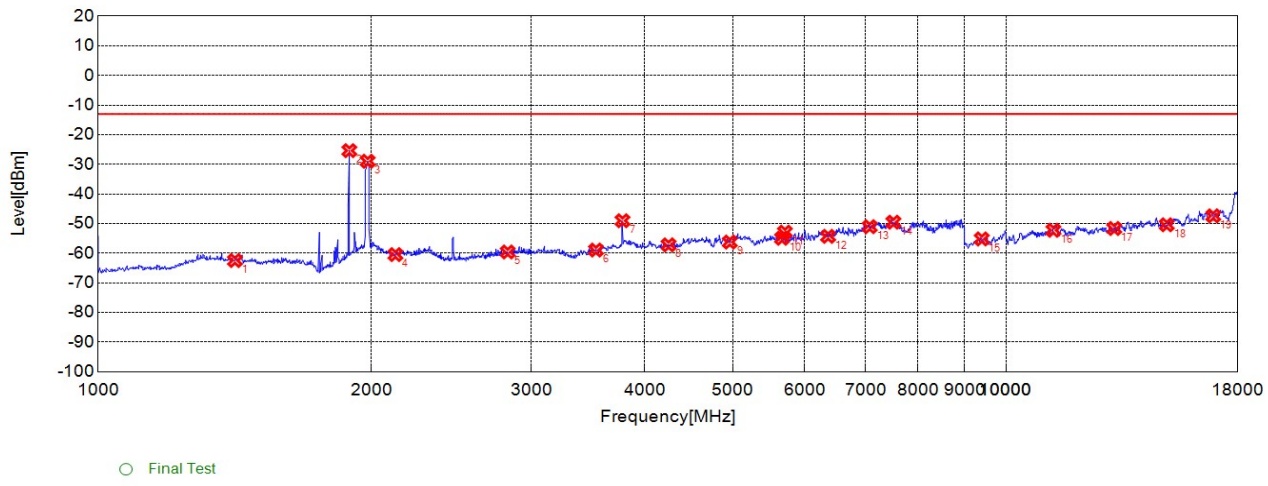

CA_2A-12A High 2A_20M 12A_10M 1RB 1-18G H

Suspected List

NO.	Freq. [MHz]	Level [dBm]	Limit [dBm]	Margin [dB]	Factor [dB]	Path [dB]	Air [dB]	Angle [°]	EUT Pol.	Ant. Pol.
1	1414.4140	-62.47	-13.00	49.47	-8.60	-45.37	36.77			Horizontal
2	1890.8910	-25.39	-13.00	12.39	-6.33	-46.73	40.40			NA
3	1980.9810	-28.96	-13.00	15.96	-4.56	-46.33	41.77			NA
4	2125.1250	-60.47	-13.00	47.47	-8.16	-47.03	38.87			Horizontal
5	2825.8260	-59.59	-13.00	46.59	-9.19	-47.72	38.53			Horizontal
6	3534.5350	-58.93	-13.00	45.93	-8.68	-47.80	39.12			Horizontal
7	3780.7810	-49.04	-13.00	36.04	-7.19	-46.60	39.41			Horizontal
8	4249.2490	-57.2	-13.00	44.20	-7.12	-46.90	39.78			Horizontal
9	4963.9640	-56.25	-13.00	43.25	-3.34	-44.59	41.25			Horizontal
10	5666.6670	-54.95	-13.00	41.95	-1.97	-42.79	40.82			Horizontal
11	5708.7090	-52.88	-13.00	39.88	-1.86	-42.74	40.88			Horizontal
12	6369.3690	-54.31	-13.00	41.31	-0.12	-42.36	42.24			Horizontal
13	7078.0780	-51.06	-13.00	38.06	4.82	-39.84	44.66			Horizontal
14	7516.5170	-49.54	-13.00	36.54	7.80	-38.22	46.02			Horizontal
15	9405.4050	-55.19	-13.00	42.19	12.51	-36.48	48.99			Horizontal
16	11279.2790	-52.25	-13.00	39.25	14.70	-34.15	48.85			Horizontal
17	13162.1620	-51.65	-13.00	38.65	20.23	-29.49	49.72			Horizontal
18	15036.0360	-50.41	-13.00	37.41	20.50	-29.34	49.84			Horizontal
19	16918.9190	-47.4	-13.00	34.40	24.36	-27.94	52.30			Horizontal

Test Graph

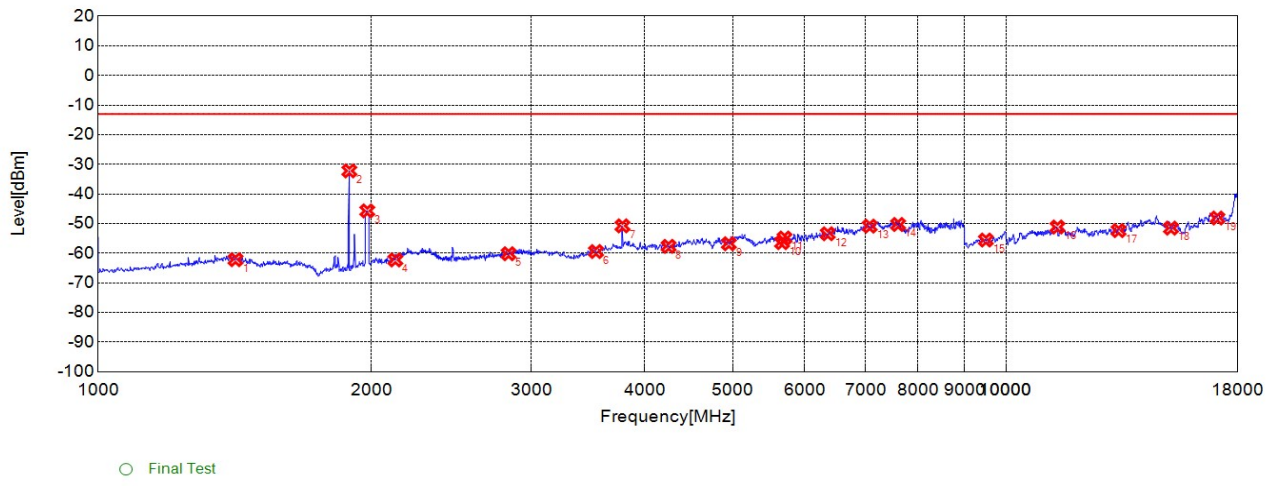

CA_2A-12A High 2A_20M 12A_10M 1RB 1-18G V

Suspected List

NO.	Freq. [MHz]	Level [dBm]	Limit [dBm]	Margin [dB]	Factor [dB]	Path [dB]	Air [dB]	Angle [°]	EUT Pol.	Ant. Pol.
1	1416.4160	-62.19	-13.00	49.19	-8.38	-45.37	36.99			Vertical
2	1890.8910	-32.22	-13.00	19.22	-11.12	-46.73	35.61			NA
3	1978.9790	-45.72	-13.00	32.72	-10.23	-46.34	36.11			NA
4	2125.1250	-62.28	-13.00	49.28	-9.46	-47.03	37.57			Vertical
5	2831.8320	-60.18	-13.00	47.18	-9.44	-47.67	38.23			Vertical
6	3534.5350	-59.44	-13.00	46.44	-9.19	-47.80	38.61			Vertical
7	3780.7810	-50.77	-13.00	37.77	-7.54	-46.60	39.06			Vertical
8	4249.2490	-57.68	-13.00	44.68	-7.36	-46.90	39.54			Vertical
9	4951.9520	-56.81	-13.00	43.81	-4.15	-44.85	40.70			Vertical
10	5666.6670	-56.43	-13.00	43.43	-2.23	-42.79	40.56			Vertical
11	5702.7030	-54.88	-13.00	41.88	-2.06	-42.74	40.68			Vertical
12	6363.3630	-53.44	-13.00	40.44	0.05	-42.41	42.46			Vertical
13	7078.0780	-50.87	-13.00	37.87	4.84	-39.84	44.68			Vertical
14	7606.6070	-50.31	-13.00	37.31	7.35	-37.81	45.16			Vertical
15	9504.5050	-55.56	-13.00	42.56	11.05	-37.36	48.41			Vertical
16	11396.3960	-51.17	-13.00	38.17	15.98	-33.33	49.31			Vertical
17	13306.3060	-52.36	-13.00	39.36	20.19	-29.02	49.21			Vertical
18	15198.1980	-51.54	-13.00	38.54	19.95	-29.15	49.10			Vertical
19	17099.0990	-48.12	-13.00	35.12	23.21	-27.37	50.58			Vertical

Test Graph

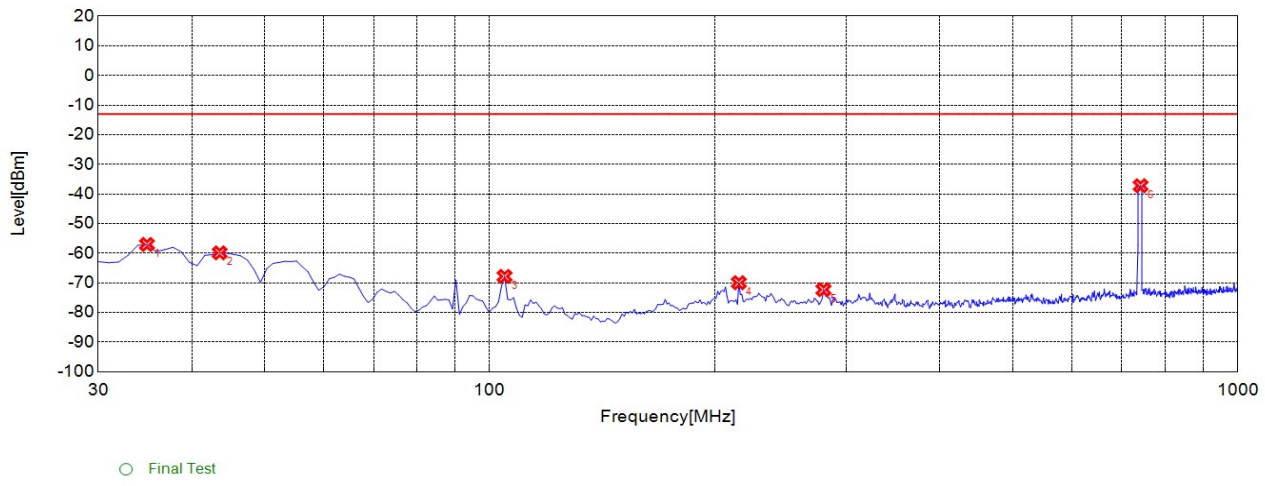

CA_2A-12A High 2A_20M 12A_10M 1RB 30M-1G H

Suspected List

NO.	Freq. [MHz]	Level [dBm]	Limit [dBm]	Margin [dB]	Factor [dB]	Path [dB]	Air [dB]	Angle [°]	EUT Pol.	Ant. Pol.
1	34.8550	-57.05	-13.00	44.05	-9.37	-39.58	30.21			Horizontal
2	43.5940	-59.89	-13.00	46.89	-7.04	-39.51	32.47			Horizontal
3	104.7650	-67.83	-13.00	54.83	-17.53	-38.70	21.17			Horizontal
4	215.4550	-69.96	-13.00	56.96	-13.08	-37.56	24.48			Horizontal
5	279.5400	-72.31	-13.00	59.31	-12.04	-37.04	25.00			Horizontal
6	741.7220	-37.23	-13.00	24.23	-3.21	-34.23	31.02			NA

Test Graph

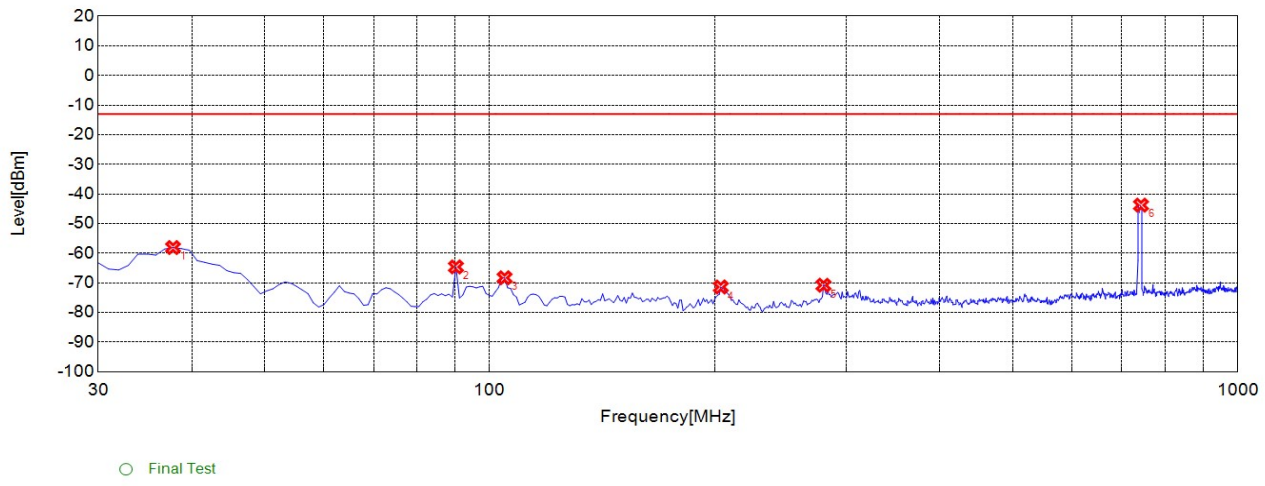

CA_2A-12A High 2A_20M 12A_10M 1RB 30M-1G V

Suspected List

NO.	Freq. [MHz]	Level [dBm]	Limit [dBm]	Margin [dB]	Factor [dB]	Path [dB]	Air [dB]	Angle [°]	EUT Pol.	Ant. Pol.
1	37.7680	-58.09	-13.00	45.09	-16.48	-39.56	23.08			Vertical
2	90.2000	-64.63	-13.00	51.63	-16.50	-38.71	22.21			Vertical
3	104.7650	-68.3	-13.00	55.30	-14.20	-38.70	24.50			Vertical
4	203.8040	-71.4	-13.00	58.40	-16.34	-37.73	21.39			Vertical
5	279.5400	-70.81	-13.00	57.81	-12.54	-37.04	24.50			Vertical
6	742.6930	-43.79	-13.00	30.79	-3.08	-34.23	31.15			NA

2A_13A

Test Graph

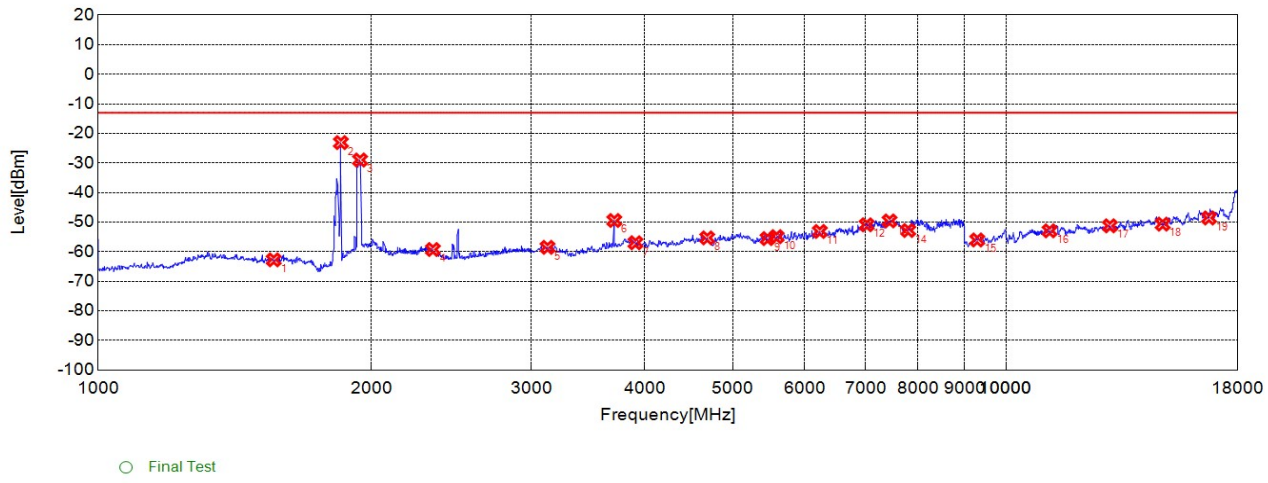

CA_2A-13A Low 2A_20M 13A_10M 1RB 1-18G H

Suspected List

NO.	Freq. [MHz]	Level [dBm]	Limit [dBm]	Margin [dB]	Factor [dB]	Path [dB]	Air [dB]	Angle [°]	EUT Pol.	Ant. Pol.
1	1560.5610	-62.76	-13.00	49.76	-9.29	-45.71	36.42			Horizontal
2	1850.8510	-23.11	-13.00	10.11	-7.29	-46.66	39.37			NA
3	1942.9430	-29	-13.00	16.00	-5.23	-46.47	41.24			NA
4	2337.3370	-59.27	-13.00	46.27	-7.95	-46.49	38.54			Horizontal
5	3126.1260	-58.53	-13.00	45.53	-8.43	-47.48	39.05			Horizontal
6	3702.7030	-49.45	-13.00	36.45	-7.52	-46.66	39.14			Horizontal
7	3906.9070	-56.99	-13.00	43.99	-7.00	-46.81	39.81			Horizontal
8	4687.6880	-55.34	-13.00	42.34	-3.98	-44.80	40.82			Horizontal
9	5462.4620	-55.57	-13.00	42.57	-2.15	-42.93	40.78			Horizontal
10	5588.5890	-54.92	-13.00	41.92	-2.26	-43.06	40.80			Horizontal
11	6237.2370	-53.16	-13.00	40.16	-0.14	-41.95	41.81			Horizontal
12	7024.0240	-50.91	-13.00	37.91	4.49	-39.87	44.36			Horizontal
13	7444.4440	-49.6	-13.00	36.60	6.95	-38.84	45.79			Horizontal
14	7804.8050	-52.83	-13.00	39.83	6.42	-38.20	44.62			Horizontal
15	9297.2970	-56.04	-13.00	43.04	11.40	-37.29	48.69			Horizontal
16	11171.1710	-52.94	-13.00	39.94	13.79	-34.83	48.62			Horizontal
17	13018.0180	-51.26	-13.00	38.26	20.32	-29.83	50.15			Horizontal
18	14882.8830	-50.68	-13.00	37.68	20.18	-29.66	49.84			Horizontal
19	16738.7390	-48.6	-13.00	35.60	23.01	-28.68	51.69			Horizontal

Test Graph

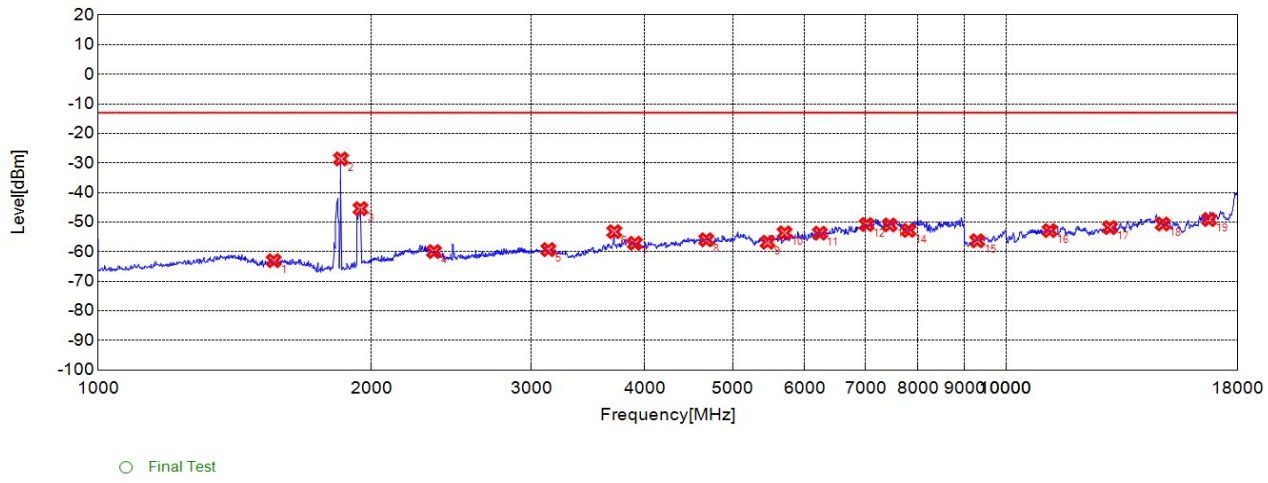

CA_2A-13A Low 2A_20M 13A_10M 1RB 1-18G V

Suspected List

NO.	Freq. [MHz]	Level [dBm]	Limit [dBm]	Margin [dB]	Factor [dB]	Path [dB]	Air [dB]	Angle [°]	EUT Pol.	Ant. Pol.
1	1560.5610	-63.05	-13.00	50.05	-10.04	-45.71	35.67			Vertical
2	1850.8510	-28.63	-13.00	15.63	-10.41	-46.66	36.25			NA
3	1944.9450	-45.45	-13.00	32.45	-10.63	-46.46	35.83			NA
4	2343.3430	-59.96	-13.00	46.96	-8.32	-46.52	38.20			Vertical
5	3132.1320	-59.3	-13.00	46.30	-8.97	-47.57	38.60			Vertical
6	3702.7030	-53.25	-13.00	40.25	-7.59	-46.66	39.07			Vertical
7	3900.9010	-57.15	-13.00	44.15	-7.37	-46.73	39.36			Vertical
8	4675.6760	-55.97	-13.00	42.97	-4.34	-44.88	40.54			Vertical
9	5462.4620	-56.8	-13.00	43.80	-2.45	-42.93	40.48			Vertical
10	5702.7030	-53.63	-13.00	40.63	-2.06	-42.74	40.68			Vertical
11	6237.2370	-53.74	-13.00	40.74	-0.34	-41.95	41.61			Vertical
12	7024.0240	-50.82	-13.00	37.82	4.33	-39.87	44.20			Vertical
13	7444.4440	-50.95	-13.00	37.95	6.63	-38.84	45.47			Vertical
14	7810.8110	-52.79	-13.00	39.79	6.43	-38.11	44.54			Vertical
15	9297.2970	-56.32	-13.00	43.32	11.28	-37.29	48.57			Vertical
16	11171.1710	-52.87	-13.00	39.87	13.97	-34.83	48.80			Vertical
17	13018.0180	-51.86	-13.00	38.86	19.55	-29.83	49.38			Vertical
18	14882.8830	-50.64	-13.00	37.64	20.29	-29.66	49.95			Vertical
19	16738.7390	-49.13	-13.00	36.13	22.19	-28.68	50.87			Vertical

Test Graph

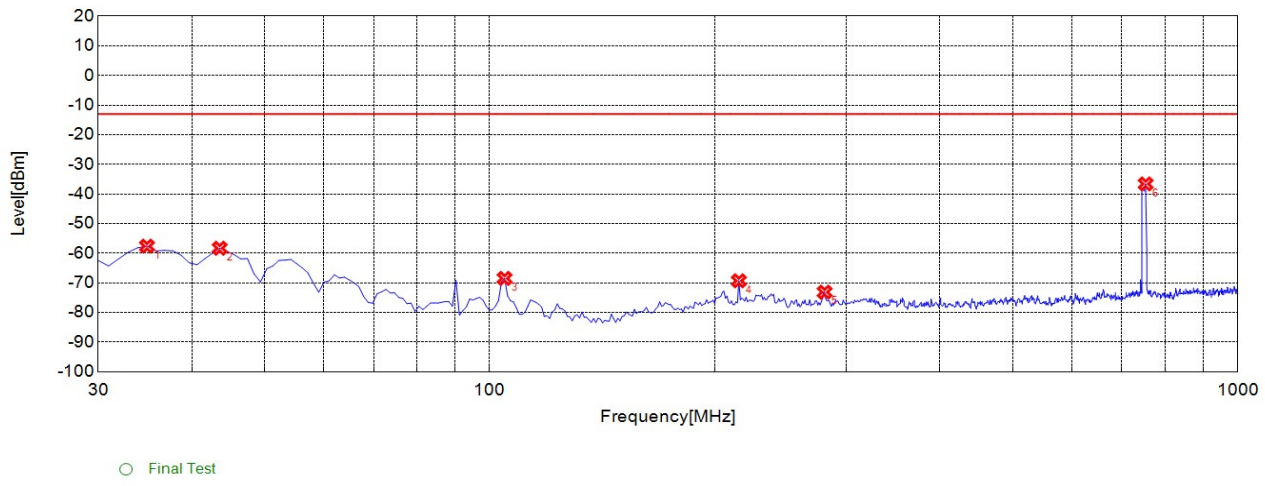

CA_2A-13A Low 2A_20M 13A_10M 1RB 30M-1G H

Suspected List

NO.	Freq. [MHz]	Level [dBm]	Limit [dBm]	Margin [dB]	Factor [dB]	Path [dB]	Air [dB]	Angle [°]	EUT Pol.	Ant. Pol.
1	34.8550	-57.63	-13.00	44.63	-9.37	-39.58	30.21			Horizontal
2	43.5940	-58.32	-13.00	45.32	-7.04	-39.51	32.47			Horizontal
3	104.7650	-68.5	-13.00	55.50	-17.53	-38.70	21.17			Horizontal
4	215.4550	-69.32	-13.00	56.32	-13.08	-37.56	24.48			Horizontal
5	280.5110	-73.15	-13.00	60.15	-12.02	-37.03	25.01			Horizontal
6	753.3730	-36.62	-13.00	23.62	-2.83	-34.20	31.37			NA

Test Graph

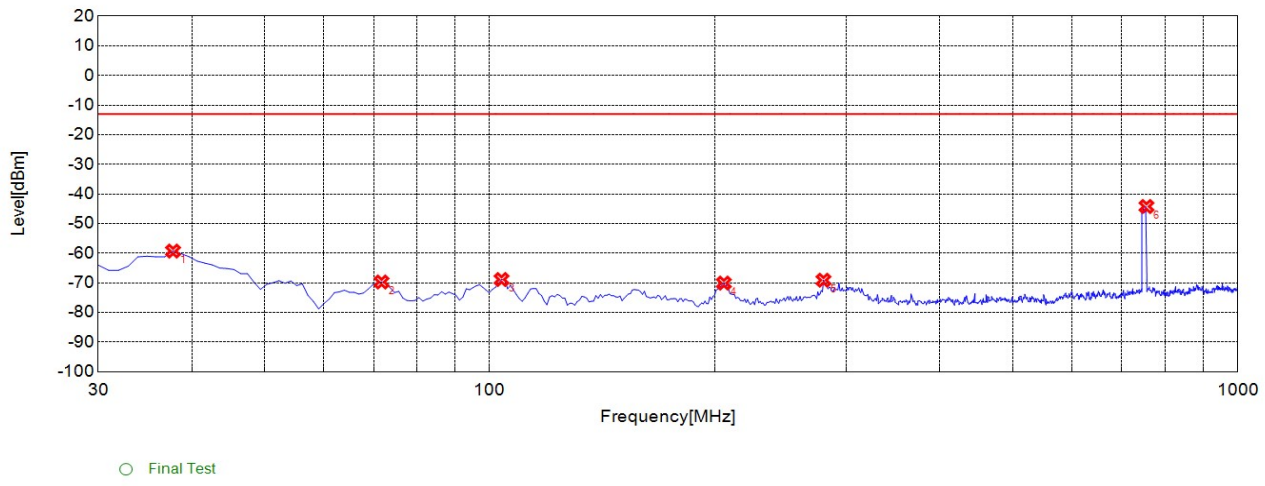

CA_2A-13A Low 2A_20M 13A_10M 1RB 30M-1G V

Suspected List

NO.	Freq. [MHz]	Level [dBm]	Limit [dBm]	Margin [dB]	Factor [dB]	Path [dB]	Air [dB]	Angle [°]	EUT Pol.	Ant. Pol.
1	37.7680	-59.28	-13.00	46.28	-16.48	-39.56	23.08			Vertical
2	71.7520	-69.71	-13.00	56.71	-18.59	-39.44	20.85			Vertical
3	103.7940	-68.88	-13.00	55.88	-13.84	-38.70	24.86			Vertical
4	205.7460	-70.09	-13.00	57.09	-16.44	-37.68	21.24			Vertical
5	279.5400	-69.11	-13.00	56.11	-12.54	-37.04	24.50			Vertical
6	755.3150	-44.23	-13.00	31.23	-2.44	-34.20	31.76			NA

Test Graph

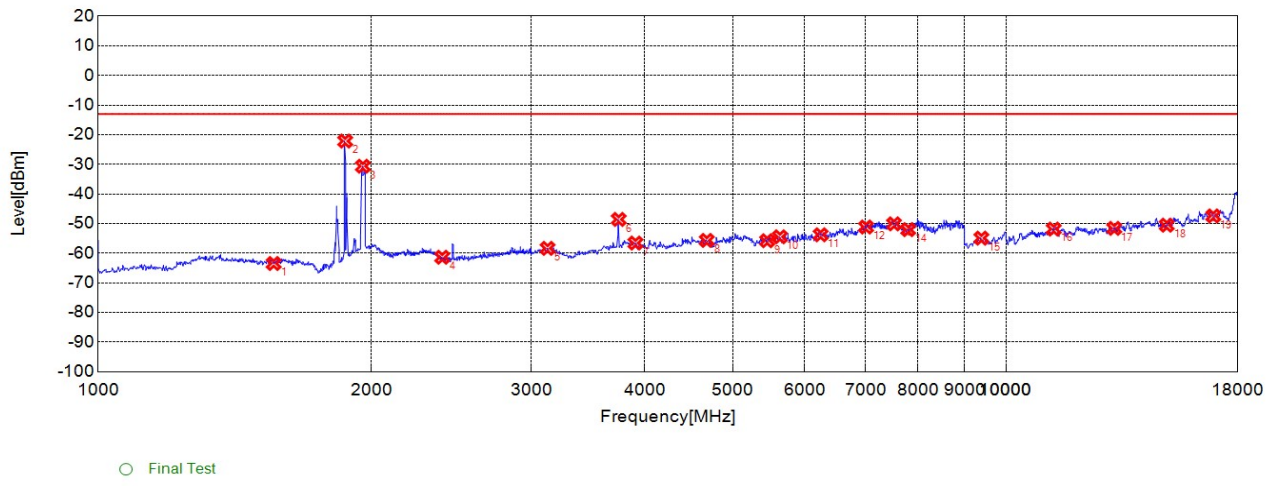

CA_2A-13A Mid 2A_20M 13A_10M 1RB 1-18G H

Suspected List

NO.	Freq. [MHz]	Level [dBm]	Limit [dBm]	Margin [dB]	Factor [dB]	Path [dB]	Air [dB]	Angle [°]	EUT Pol.	Ant. Pol.
1	1560.5610	-63.48	-13.00	50.48	-9.29	-45.71	36.42			Horizontal
2	1870.8710	-22.16	-13.00	9.16	-6.81	-46.69	39.88			NA
3	1956.9570	-30.64	-13.00	17.64	-4.98	-46.41	41.43			NA
4	2393.3930	-61.36	-13.00	48.36	-9.95	-47.34	37.39			Horizontal
5	3126.1260	-58.36	-13.00	45.36	-8.43	-47.48	39.05			Horizontal
6	3744.7450	-48.6	-13.00	35.60	-8.25	-47.54	39.29			Horizontal
7	3906.9070	-56.57	-13.00	43.57	-7.00	-46.81	39.81			Horizontal
8	4681.6820	-55.68	-13.00	42.68	-4.05	-44.84	40.79			Horizontal
9	5456.4560	-55.79	-13.00	42.79	-2.16	-42.95	40.79			Horizontal
10	5636.6370	-54.47	-13.00	41.47	-2.08	-42.90	40.82			Horizontal
11	6249.2490	-53.79	-13.00	40.79	0.04	-41.84	41.88			Horizontal
12	7012.0120	-51.16	-13.00	38.16	4.46	-39.84	44.30			Horizontal
13	7528.5290	-50.09	-13.00	37.09	7.55	-38.33	45.88			Horizontal
14	7804.8050	-52.05	-13.00	39.05	6.42	-38.20	44.62			Horizontal
15	9396.3960	-54.91	-13.00	41.91	12.63	-36.40	49.03			Horizontal
16	11288.2880	-51.86	-13.00	38.86	14.89	-33.99	48.88			Horizontal
17	13162.1620	-51.61	-13.00	38.61	20.23	-29.49	49.72			Horizontal
18	15036.0360	-50.55	-13.00	37.55	20.50	-29.34	49.84			Horizontal
19	16918.9190	-47.42	-13.00	34.42	24.36	-27.94	52.30			Horizontal

Test Graph

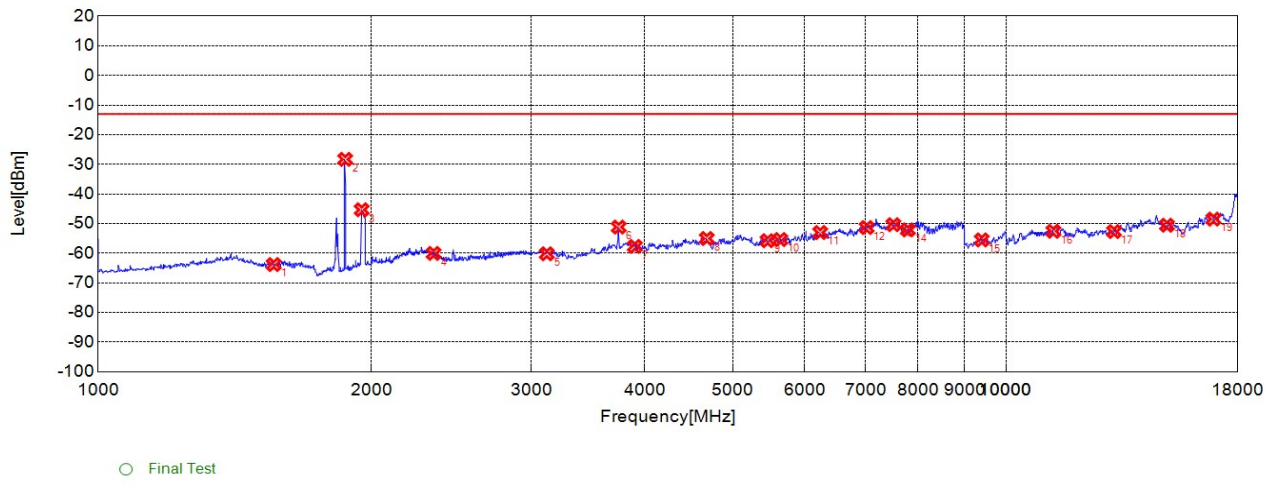

CA_2A-13A Mid 2A_20M 13A_10M 1RB 1-18G V

Suspected List

NO.	Freq. [MHz]	Level [dBm]	Limit [dBm]	Margin [dB]	Factor [dB]	Path [dB]	Air [dB]	Angle [°]	EUT Pol.	Ant. Pol.
1	1560.5610	-63.83	-13.00	50.83	-10.04	-45.71	35.67			Vertical
2	1870.8710	-28.32	-13.00	15.32	-10.76	-46.69	35.93			NA
3	1950.9510	-45.34	-13.00	32.34	-10.55	-46.43	35.88			NA
4	2341.3410	-60.07	-13.00	47.07	-8.27	-46.51	38.24			Vertical
5	3120.1200	-60.19	-13.00	47.19	-8.80	-47.39	38.59			Vertical
6	3744.7450	-51.19	-13.00	38.19	-8.47	-47.54	39.07			Vertical
7	3900.9010	-57.7	-13.00	44.70	-7.37	-46.73	39.36			Vertical
8	4681.6820	-55.04	-13.00	42.04	-4.27	-44.84	40.57			Vertical
9	5462.4620	-55.78	-13.00	42.78	-2.45	-42.93	40.48			Vertical
10	5642.6430	-55.38	-13.00	42.38	-2.37	-42.86	40.49			Vertical
11	6243.2430	-53.02	-13.00	40.02	-0.23	-41.89	41.66			Vertical
12	7024.0240	-51.34	-13.00	38.34	4.33	-39.87	44.20			Vertical
13	7516.5170	-50.37	-13.00	37.37	7.47	-38.22	45.69			Vertical
14	7798.7990	-52.13	-13.00	39.13	6.21	-38.26	44.47			Vertical
15	9405.4050	-55.51	-13.00	42.51	12.56	-36.48	49.04			Vertical
16	11279.2790	-52.6	-13.00	39.60	14.71	-34.15	48.86			Vertical
17	13153.1530	-52.69	-13.00	39.69	19.55	-29.59	49.14			Vertical
18	15045.0450	-50.56	-13.00	37.56	20.38	-29.19	49.57			Vertical
19	16927.9280	-48.5	-13.00	35.50	23.37	-28.31	51.68			Vertical

Test Graph

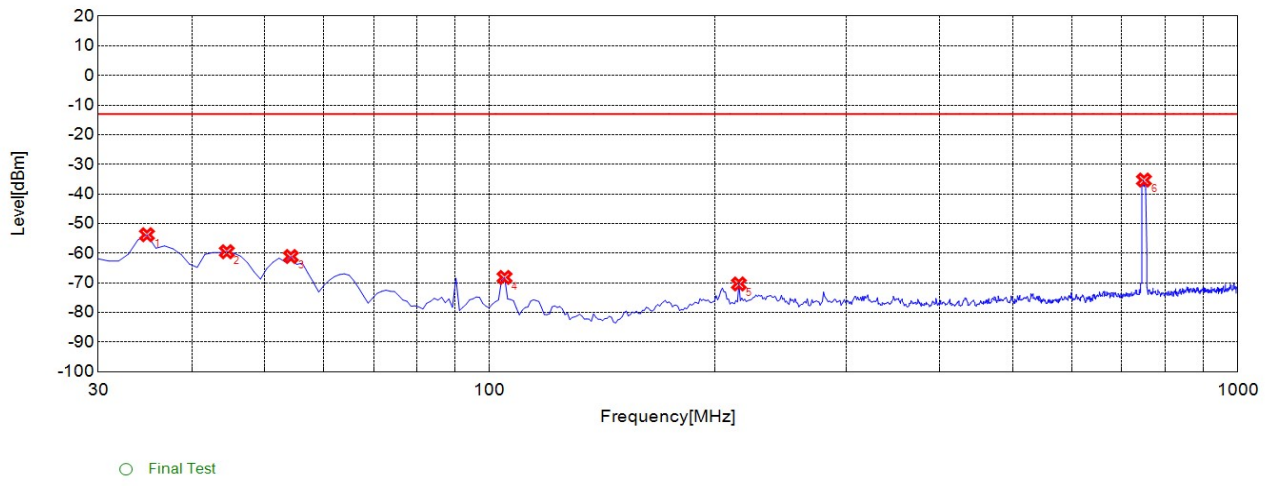

CA_2A-13A Mid 2A_20M 13A_10M 1RB 30M-1G H

Suspected List

NO.	Freq. [MHz]	Level [dBm]	Limit [dBm]	Margin [dB]	Factor [dB]	Path [dB]	Air [dB]	Angle [°]	EUT Pol.	Ant. Pol.
1	34.8550	-53.77	-13.00	40.77	-9.37	-39.58	30.21			Horizontal
2	44.5650	-59.5	-13.00	46.50	-7.03	-39.50	32.47			Horizontal
3	54.2740	-61.12	-13.00	48.12	-8.69	-39.47	30.78			Horizontal
4	104.7650	-68.17	-13.00	55.17	-17.53	-38.70	21.17			Horizontal
5	215.4550	-70.38	-13.00	57.38	-13.08	-37.56	24.48			Horizontal
6	749.4890	-35.32	-13.00	22.32	-3.02	-34.20	31.18			NA

Test Graph

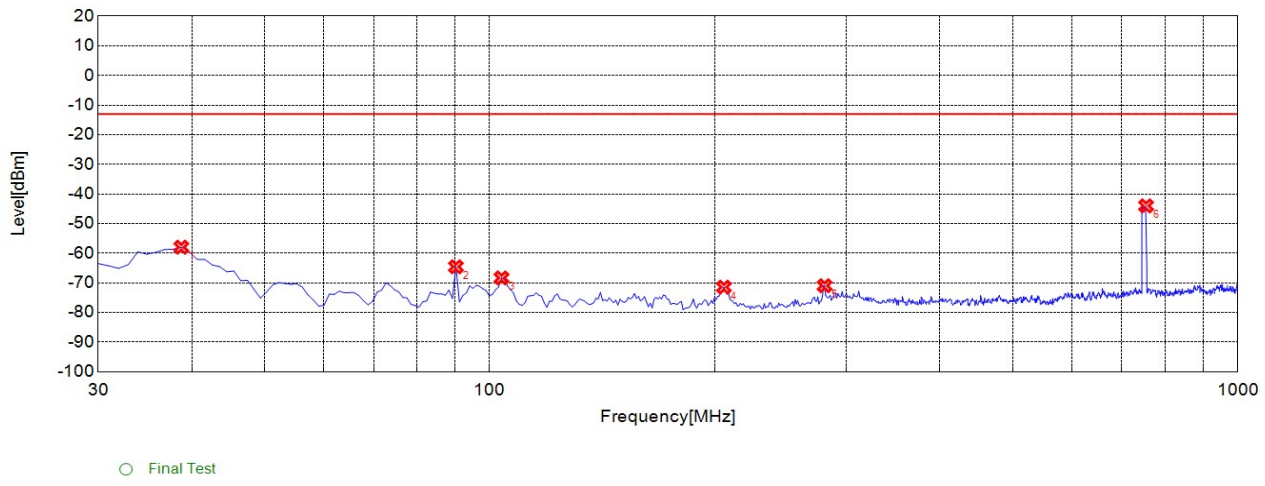

CA_2A-13A Mid 2A_20M 13A_10M 1RB 30M-1G V

Suspected List

NO.	Freq. [MHz]	Level [dBm]	Limit [dBm]	Margin [dB]	Factor [dB]	Path [dB]	Air [dB]	Angle [°]	EUT Pol.	Ant. Pol.
1	38.7390	-57.97	-13.00	44.97	-16.41	-39.55	23.14			Vertical
2	90.2000	-64.58	-13.00	51.58	-16.50	-38.71	22.21			Vertical
3	103.7940	-68.35	-13.00	55.35	-13.84	-38.70	24.86			Vertical
4	205.7460	-71.45	-13.00	58.45	-16.44	-37.68	21.24			Vertical
5	280.5110	-70.98	-13.00	57.98	-12.48	-37.03	24.55			Vertical
6	754.3440	-44.03	-13.00	31.03	-2.48	-34.20	31.72			NA

Test Graph

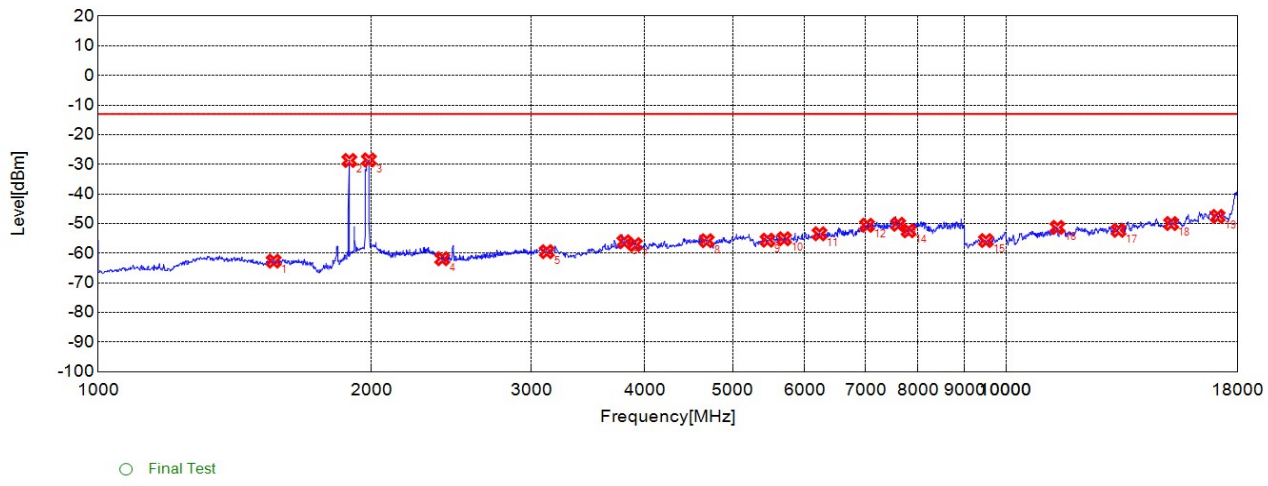

CA_2A-13A Mid 2A_20M 13A_10M 1RB 1-18G H

Suspected List

NO.	Freq. [MHz]	Level [dBm]	Limit [dBm]	Margin [dB]	Factor [dB]	Path [dB]	Air [dB]	Angle [°]	EUT Pol.	Ant. Pol.
1	1560.5610	-62.67	-13.00	49.67	-9.29	-45.71	36.42			Horizontal
2	1890.8910	-28.7	-13.00	15.70	-6.33	-46.73	40.40			NA
3	1986.9870	-28.52	-13.00	15.52	-4.45	-46.31	41.86			NA
4	2393.3930	-61.86	-13.00	48.86	-9.95	-47.34	37.39			Horizontal
5	3120.1200	-59.48	-13.00	46.48	-8.36	-47.39	39.03			Horizontal
6	3798.7990	-56.12	-13.00	43.12	-6.51	-45.99	39.48			Horizontal
7	3900.9010	-57.08	-13.00	44.08	-6.91	-46.73	39.82			Horizontal
8	4681.6820	-55.79	-13.00	42.79	-4.05	-44.84	40.79			Horizontal
9	5462.4620	-55.61	-13.00	42.61	-2.15	-42.93	40.78			Horizontal
10	5696.6970	-55.13	-13.00	42.13	-1.91	-42.74	40.83			Horizontal
11	6231.2310	-53.43	-13.00	40.43	-0.24	-42.01	41.77			Horizontal
12	7030.0300	-50.57	-13.00	37.57	4.52	-39.88	44.40			Horizontal
13	7606.6070	-50.25	-13.00	37.25	7.24	-37.81	45.05			Horizontal
14	7810.8110	-52.43	-13.00	39.43	6.57	-38.11	44.68			Horizontal
15	9504.5050	-55.73	-13.00	42.73	10.83	-37.36	48.19			Horizontal
16	11396.3960	-51.29	-13.00	38.29	16.10	-33.33	49.43			Horizontal
17	13306.3060	-52.28	-13.00	39.28	20.57	-29.02	49.59			Horizontal
18	15207.2070	-49.99	-13.00	36.99	21.05	-29.35	50.40			Horizontal
19	17108.1080	-47.58	-13.00	34.58	23.93	-27.49	51.42			Horizontal

Test Graph

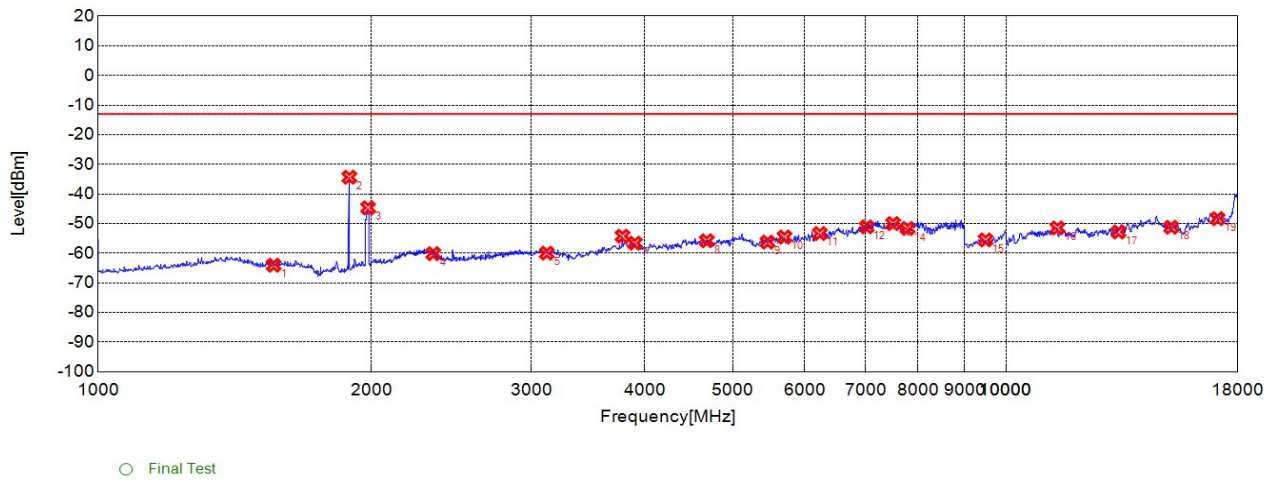

CA_2A-13A High 2A_20M 13A_10M 1RB 1-18G V

Suspected List

NO.	Freq. [MHz]	Level [dBm]	Limit [dBm]	Margin [dB]	Factor [dB]	Path [dB]	Air [dB]	Angle [°]	EUT Pol.	Ant. Pol.
1	1560.5610	-64.06	-13.00	51.06	-10.04	-45.71	35.67			Vertical
2	1890.8910	-34.34	-13.00	21.34	-11.12	-46.73	35.61			NA
3	1982.9830	-44.68	-13.00	31.68	-10.18	-46.32	36.14			NA
4	2339.3390	-60.15	-13.00	47.15	-8.23	-46.50	38.27			Vertical
5	3120.1200	-59.98	-13.00	46.98	-8.80	-47.39	38.59			Vertical
6	3780.7810	-54.25	-13.00	41.25	-7.54	-46.60	39.06			Vertical
7	3900.9010	-56.59	-13.00	43.59	-7.37	-46.73	39.36			Vertical
8	4681.6820	-55.81	-13.00	42.81	-4.27	-44.84	40.57			Vertical
9	5462.4620	-56.26	-13.00	43.26	-2.45	-42.93	40.48			Vertical
10	5702.7030	-54.55	-13.00	41.55	-2.06	-42.74	40.68			Vertical
11	6237.2370	-53.36	-13.00	40.36	-0.34	-41.95	41.61			Vertical
12	7024.0240	-51.12	-13.00	38.12	4.33	-39.87	44.20			Vertical
13	7510.5110	-50	-13.00	37.00	7.55	-38.17	45.72			Vertical
14	7792.7930	-51.62	-13.00	38.62	6.29	-38.21	44.50			Vertical
15	9495.4950	-55.5	-13.00	42.50	10.99	-37.44	48.43			Vertical
16	11396.3960	-51.49	-13.00	38.49	15.98	-33.33	49.31			Vertical
17	13306.3060	-52.83	-13.00	39.83	20.19	-29.02	49.21			Vertical
18	15207.2070	-51.24	-13.00	38.24	19.74	-29.35	49.09			Vertical
19	17108.1080	-48.33	-13.00	35.33	23.11	-27.49	50.60			Vertical

Test Graph

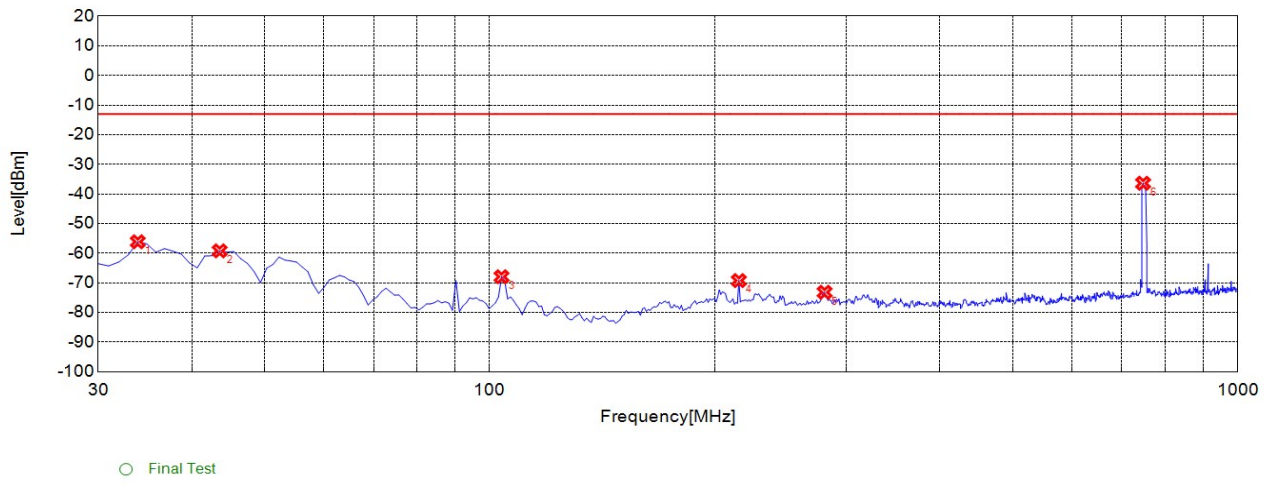

CA_2A-13A High 2A_20M 13A_10M 1RB 30M-1G H

Suspected List

NO.	Freq. [MHz]	Level [dBm]	Limit [dBm]	Margin [dB]	Factor [dB]	Path [dB]	Air [dB]	Angle [°]	EUT Pol.	Ant. Pol.
1	33.8840	-56.14	-13.00	43.14	-9.81	-39.59	29.78			Horizontal
2	43.5940	-59.21	-13.00	46.21	-7.04	-39.51	32.47			Horizontal
3	103.7940	-67.95	-13.00	54.95	-17.50	-38.70	21.20			Horizontal
4	215.4550	-69.24	-13.00	56.24	-13.08	-37.56	24.48			Horizontal
5	280.5110	-73.19	-13.00	60.19	-12.02	-37.03	25.01			Horizontal
6	747.5480	-36.39	-13.00	23.39	-3.07	-34.21	31.14			NA