Test Graph

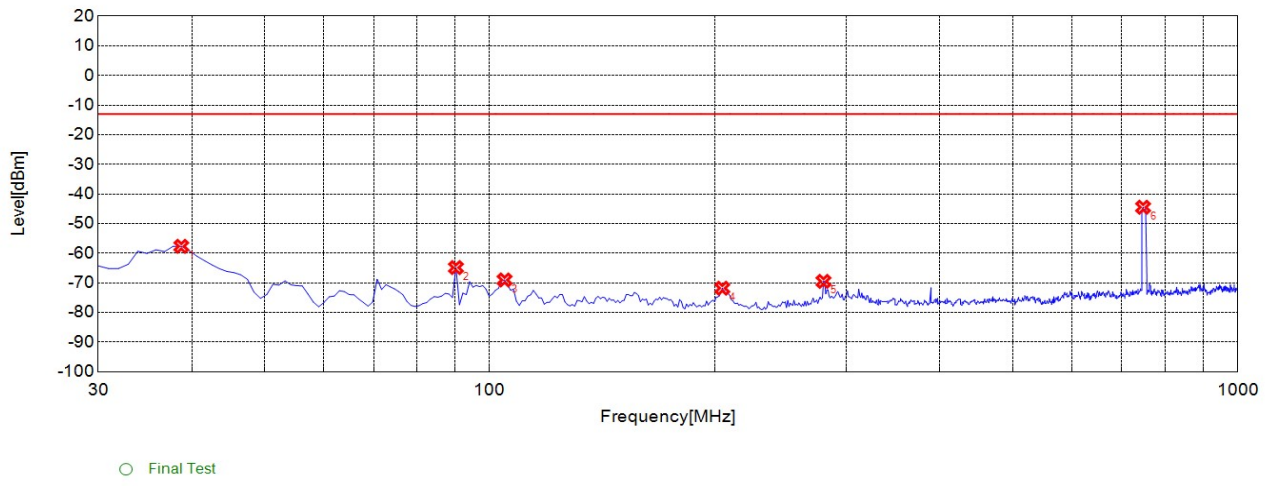

CA_2A-13A High 2A_20M 13A_10M 1RB 30M-1G V

Suspected List

NO.	Freq. [MHz]	Level [dBm]	Limit [dBm]	Margin [dB]	Factor [dB]	Path [dB]	Air [dB]	Angle [°]	EUT Pol.	Ant. Pol.
1	38.7390	-57.67	-13.00	44.67	-16.41	-39.55	23.14			Vertical
2	90.2000	-64.85	-13.00	51.85	-16.50	-38.71	22.21			Vertical
3	104.7650	-69.03	-13.00	56.03	-14.20	-38.70	24.50			Vertical
4	204.7750	-71.81	-13.00	58.81	-16.40	-37.71	21.31			Vertical
5	279.5400	-69.51	-13.00	56.51	-12.54	-37.04	24.50			Vertical
6	747.5480	-44.48	-13.00	31.48	-2.78	-34.21	31.43			NA

2A_66A

Test Graph

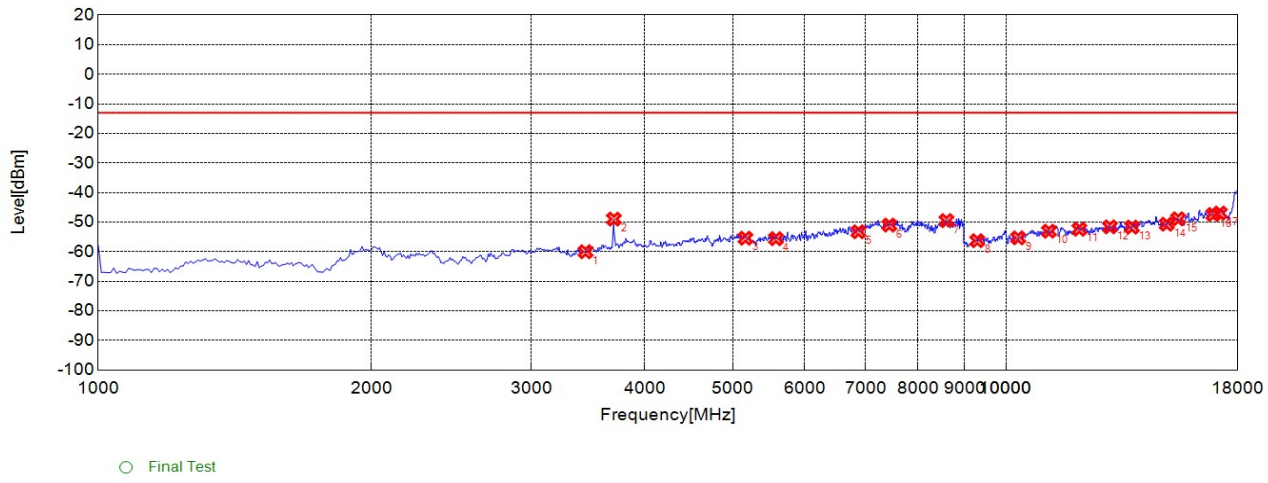

CA_2A-66A Low 20M 1RB 1-18G H

Suspected List

NO.	Freq. [MHz]	Level [dBm]	Limit [dBm]	Margin [dB]	Factor [dB]	Path [dB]	Air [dB]	Angle [°]	EUT Pol.	Ant. Pol.
1	3442.4420	-60.02	-13.00	47.02	-8.90	-47.52	38.62			Horizontal
2	3698.6990	-48.98	-13.00	35.98	-7.49	-46.62	39.13			Horizontal
3	5164.1640	-55.44	-13.00	42.44	-2.34	-43.63	41.29			Horizontal
4	5580.5810	-55.61	-13.00	42.61	-2.21	-43.00	40.79			Horizontal
5	6877.8780	-53.27	-13.00	40.27	2.65	-40.62	43.27			Horizontal
6	7438.4380	-51.01	-13.00	38.01	6.90	-38.85	45.75			Horizontal
7	8599.6000	-49.5	-13.00	36.50	7.65	-38.52	46.17			Horizontal
8	9297.2970	-56.29	-13.00	43.29	11.40	-37.29	48.69			Horizontal
9	10315.3150	-55.32	-13.00	42.32	12.53	-36.29	48.82			Horizontal
10	11153.1530	-53.07	-13.00	40.07	13.91	-34.77	48.68			Horizontal
11	12045.0450	-52.38	-13.00	39.38	18.16	-31.25	49.41			Horizontal
12	13018.0180	-51.61	-13.00	38.61	20.32	-29.83	50.15			Horizontal
13	13765.7660	-51.69	-13.00	38.69	21.00	-28.67	49.67			Horizontal
14	15036.0360	-50.71	-13.00	37.71	20.50	-29.34	49.84			Horizontal
15	15477.4770	-48.9	-13.00	35.90	22.00	-28.86	50.86			Horizontal
16	16918.9190	-47.44	-13.00	34.44	24.36	-27.94	52.30			Horizontal
17	17207.2070	-46.94	-13.00	33.94	24.56	-27.14	51.70			Horizontal

Test Graph

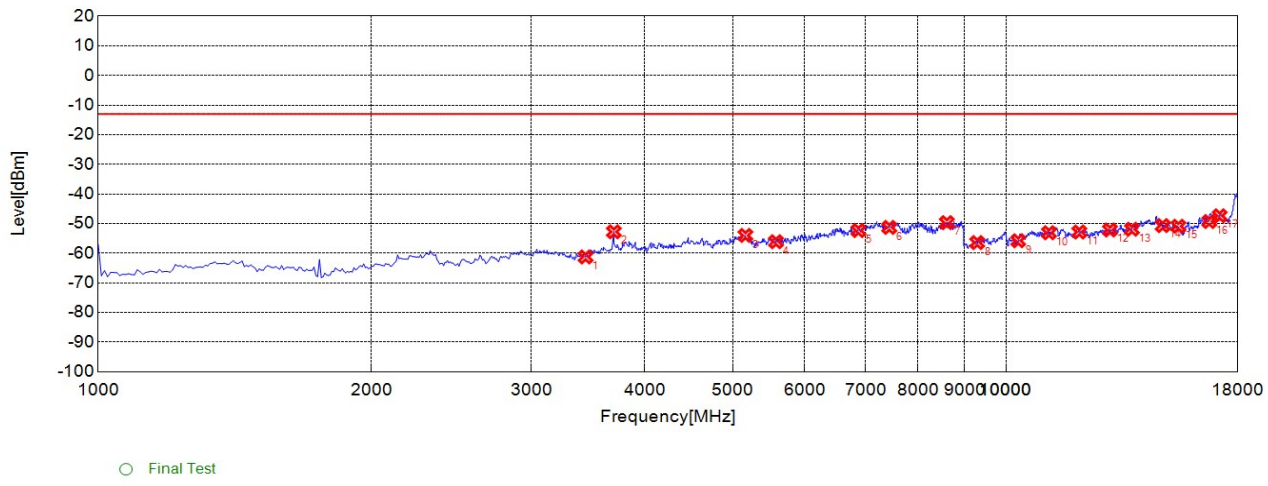

CA_2A-66A Low 20M 1RB 1-18G V

Suspected List

NO.	Freq. [MHz]	Level [dBm]	Limit [dBm]	Margin [dB]	Factor [dB]	Path [dB]	Air [dB]	Angle [°]	EUT Pol.	Ant. Pol.
1	3442.4420	-61.26	-13.00	48.26	-9.51	-47.52	38.01			Vertical
2	3698.6990	-52.78	-13.00	39.78	-7.55	-46.62	39.07			Vertical
3	5164.1640	-54	-13.00	41.00	-2.46	-43.63	41.17			Vertical
4	5580.5810	-56.13	-13.00	43.13	-2.62	-43.00	40.38			Vertical
5	6877.8780	-52.35	-13.00	39.35	2.86	-40.62	43.48			Vertical
6	7438.4380	-51.29	-13.00	38.29	6.58	-38.85	45.43			Vertical
7	8607.6080	-49.69	-13.00	36.69	7.48	-38.58	46.06			Vertical
8	9297.2970	-56.42	-13.00	43.42	11.28	-37.29	48.57			Vertical
9	10315.3150	-55.8	-13.00	42.80	12.44	-36.29	48.73			Vertical
10	11153.1530	-53.1	-13.00	40.10	14.12	-34.77	48.89			Vertical
11	12045.0450	-52.85	-13.00	39.85	17.61	-31.25	48.86			Vertical
12	13018.0180	-52.17	-13.00	39.17	19.55	-29.83	49.38			Vertical
13	13765.7660	-51.91	-13.00	38.91	20.88	-28.67	49.55			Vertical
14	14882.8830	-50.68	-13.00	37.68	20.29	-29.66	49.95			Vertical
15	15486.4860	-50.89	-13.00	37.89	19.88	-28.88	48.76			Vertical
16	16747.7480	-49.31	-13.00	36.31	22.14	-28.73	50.87			Vertical
17	17198.1980	-47.37	-13.00	34.37	23.64	-27.23	50.87			Vertical

Test Graph

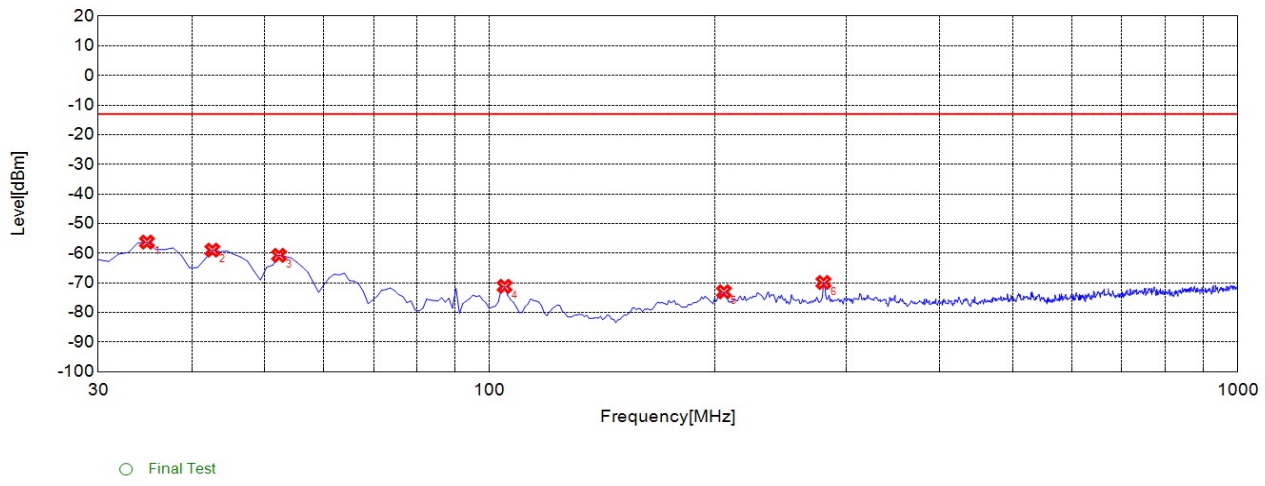

CA_2A-66A Low 20M 1RB 30M-1G H

Suspected List

NO.	Freq. [MHz]	Level [dBm]	Limit [dBm]	Margin [dB]	Factor [dB]	Path [dB]	Air [dB]	Angle [°]	EUT Pol.	Ant. Pol.
1	34.8550	-56.26	-13.00	43.26	-9.37	-39.58	30.21			Horizontal
2	42.6230	-58.97	-13.00	45.97	-7.05	-39.52	32.47			Horizontal
3	52.3320	-60.73	-13.00	47.73	-7.93	-39.47	31.54			Horizontal
4	104.7650	-71.18	-13.00	58.18	-17.53	-38.70	21.17			Horizontal
5	205.7460	-73.04	-13.00	60.04	-14.42	-37.68	23.26			Horizontal
6	279.5400	-69.88	-13.00	56.88	-12.04	-37.04	25.00			Horizontal

Test Graph

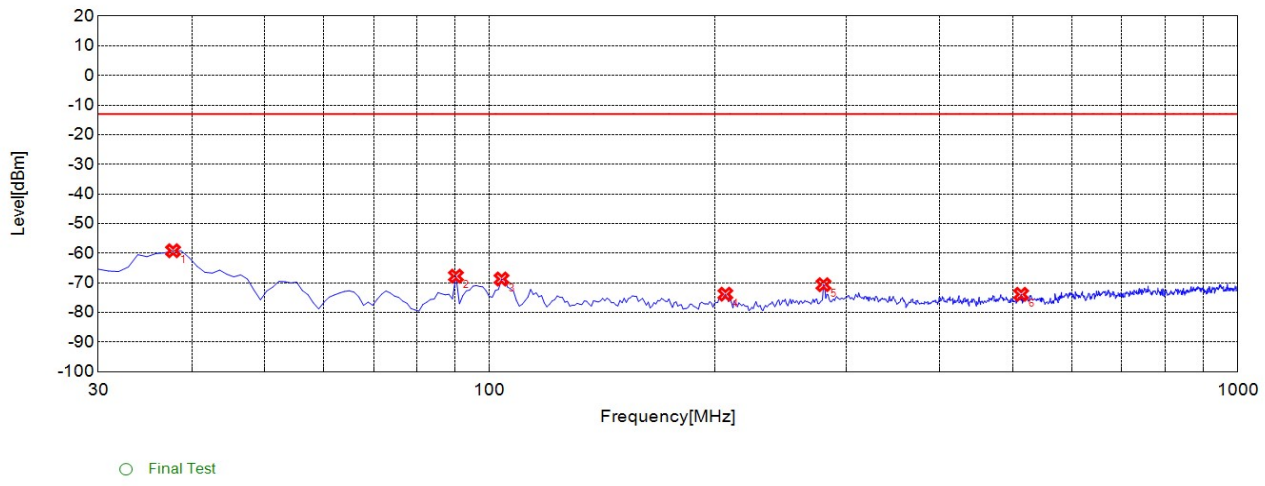

CA_2A-66A Low 20M 1RB 30M-1G V

Suspected List

NO.	Freq. [MHz]	Level [dBm]	Limit [dBm]	Margin [dB]	Factor [dB]	Path [dB]	Air [dB]	Angle [°]	EUT Pol.	Ant. Pol.
1	37.7680	-59.16	-13.00	46.16	-16.48	-39.56	23.08			Vertical
2	90.2000	-67.75	-13.00	54.75	-16.50	-38.71	22.21			Vertical
3	103.7940	-68.72	-13.00	55.72	-13.84	-38.70	24.86			Vertical
4	206.7170	-73.83	-13.00	60.83	-16.50	-37.66	21.16			Vertical
5	279.5400	-70.63	-13.00	57.63	-12.54	-37.04	24.50			Vertical
6	513.5440	-73.88	-13.00	60.88	-7.30	-35.15	27.85			Vertical

Test Graph

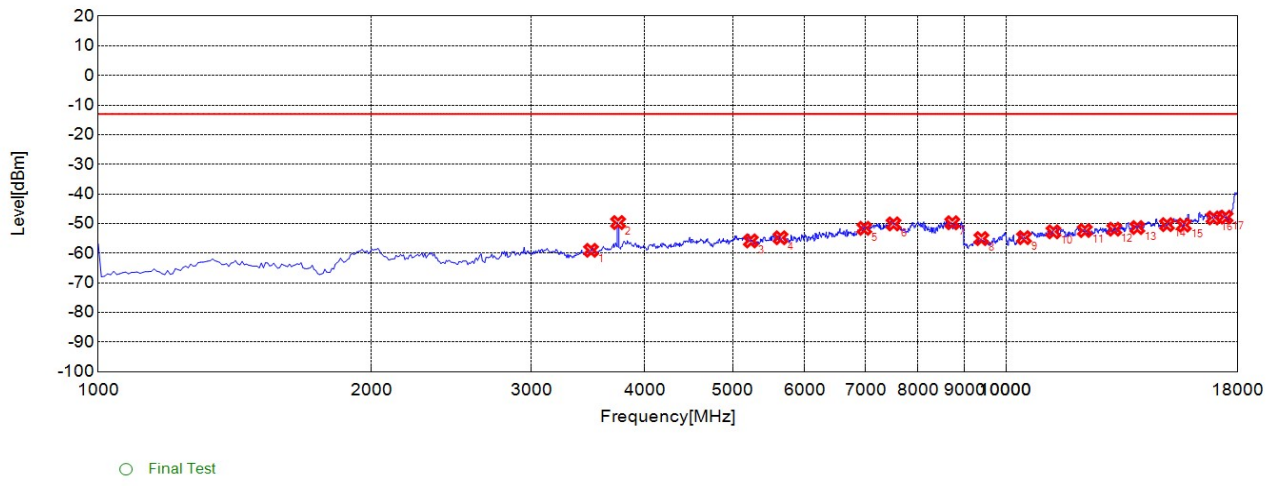

CA_2A-66A Mid 20M 1RB 1-18G H

Suspected List

NO.	Freq. [MHz]	Level [dBm]	Limit [dBm]	Margin [dB]	Factor [dB]	Path [dB]	Air [dB]	Angle [°]	EUT Pol.	Ant. Pol.
1	3490.4900	-59.03	-13.00	46.03	-8.44	-47.40	38.96			Horizontal
2	3738.7390	-49.66	-13.00	36.66	-8.14	-47.41	39.27			Horizontal
3	5236.2360	-55.85	-13.00	42.85	-2.54	-43.40	40.86			Horizontal
4	5644.6450	-54.79	-13.00	41.79	-2.03	-42.85	40.82			Horizontal
5	6981.9820	-51.6	-13.00	38.60	3.99	-40.09	44.08			Horizontal
6	7518.5190	-50.12	-13.00	37.12	7.76	-38.24	46.00			Horizontal
7	8727.7280	-49.73	-13.00	36.73	7.68	-39.01	46.69			Horizontal
8	9396.3960	-55.07	-13.00	42.07	12.63	-36.40	49.03			Horizontal
9	10468.4680	-54.74	-13.00	41.74	12.69	-36.33	49.02			Horizontal
10	11279.2790	-52.78	-13.00	39.78	14.70	-34.15	48.85			Horizontal
11	12216.2160	-52.34	-13.00	39.34	18.02	-31.25	49.27			Horizontal
12	13162.1620	-51.89	-13.00	38.89	20.23	-29.49	49.72			Horizontal
13	13954.9550	-51.34	-13.00	38.34	20.92	-28.63	49.55			Horizontal
14	15045.0450	-50.36	-13.00	37.36	20.66	-29.19	49.85			Horizontal
15	15702.7030	-50.51	-13.00	37.51	21.14	-29.81	50.95			Horizontal
16	16927.9280	-48.1	-13.00	35.10	23.95	-28.31	52.26			Horizontal
17	17459.4590	-47.82	-13.00	34.82	23.86	-27.15	51.01			Horizontal

Test Graph

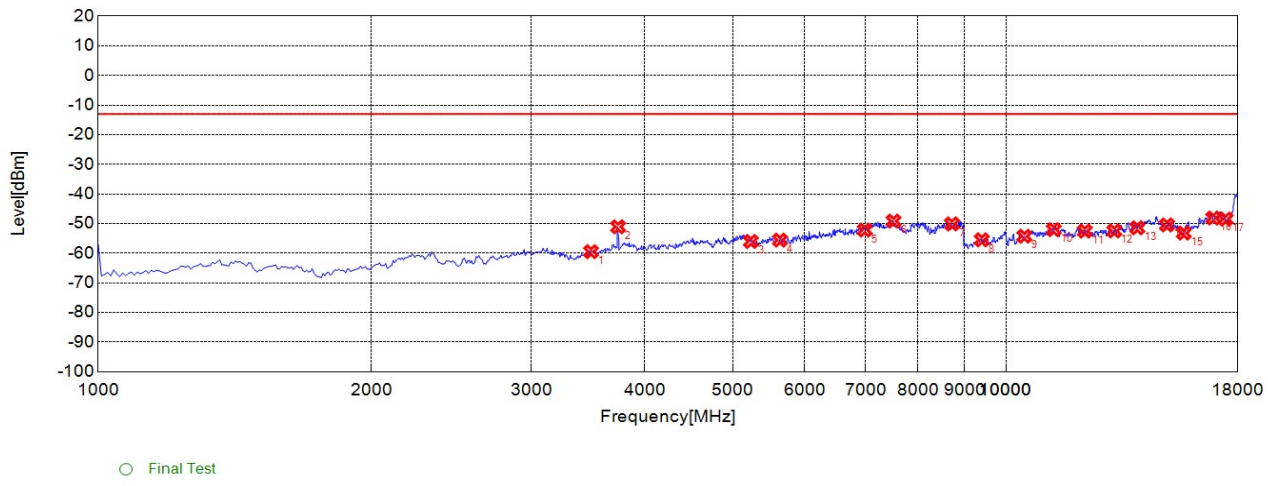

CA_2A-66A Mid 20M 1RB 1-18G V

Suspected List

NO.	Freq. [MHz]	Level [dBm]	Limit [dBm]	Margin [dB]	Factor [dB]	Path [dB]	Air [dB]	Angle [°]	EUT Pol.	Ant. Pol.
1	3490.4900	-59.49	-13.00	46.49	-8.92	-47.40	38.48			Vertical
2	3738.7390	-51.09	-13.00	38.09	-8.34	-47.41	39.07			Vertical
3	5236.2360	-56.04	-13.00	43.04	-2.87	-43.40	40.53			Vertical
4	5636.6370	-55.58	-13.00	42.58	-2.43	-42.90	40.47			Vertical
5	6989.9900	-52.19	-13.00	39.19	3.98	-39.97	43.95			Vertical
6	7518.5190	-49.16	-13.00	36.16	7.44	-38.24	45.68			Vertical
7	8719.7200	-50.12	-13.00	37.12	7.62	-38.91	46.53			Vertical
8	9405.4050	-55.49	-13.00	42.49	12.56	-36.48	49.04			Vertical
9	10477.4770	-54.27	-13.00	41.27	12.55	-36.32	48.87			Vertical
10	11288.2880	-52.05	-13.00	39.05	14.89	-33.99	48.88			Vertical
11	12216.2160	-52.53	-13.00	39.53	17.60	-31.25	48.85			Vertical
12	13162.1620	-52.48	-13.00	39.48	19.65	-29.49	49.14			Vertical
13	13954.9550	-51.43	-13.00	38.43	21.06	-28.63	49.69			Vertical
14	15045.0450	-50.46	-13.00	37.46	20.38	-29.19	49.57			Vertical
15	15702.7030	-53.21	-13.00	40.21	18.54	-29.81	48.35			Vertical
16	16918.9190	-48.13	-13.00	35.13	23.77	-27.94	51.71			Vertical
17	17459.4590	-48.49	-13.00	35.49	23.01	-27.15	50.16			Vertical

Test Graph

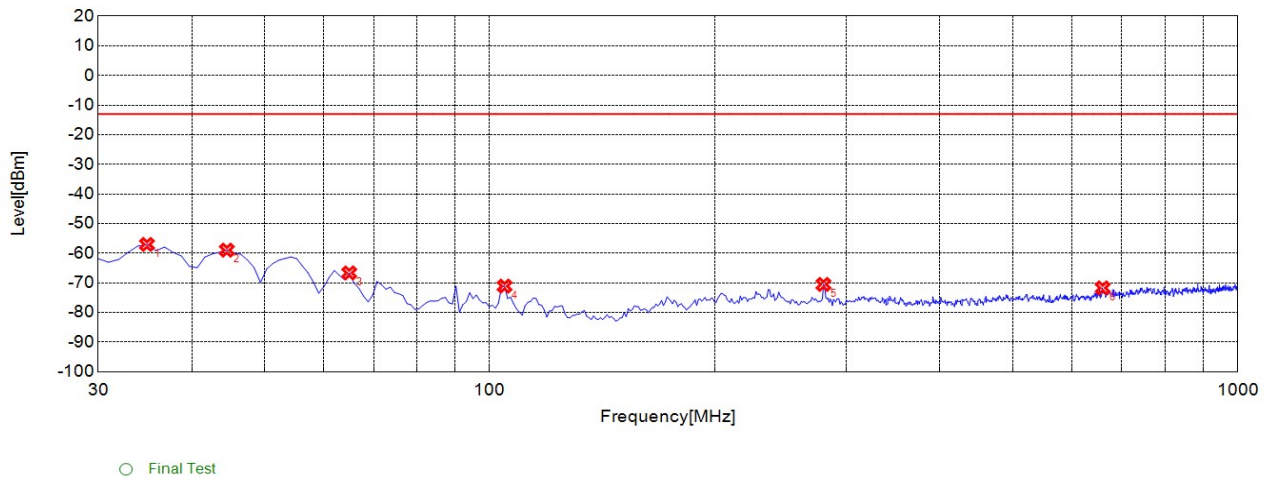

CA_2A-66A Mid 20M 1RB 30M-1G H

Suspected List

NO.	Freq. [MHz]	Level [dBm]	Limit [dBm]	Margin [dB]	Factor [dB]	Path [dB]	Air [dB]	Angle [°]	EUT Pol.	Ant. Pol.
1	34.8550	-57.04	-13.00	44.04	-9.37	-39.58	30.21			Horizontal
2	44.5650	-58.96	-13.00	45.96	-7.03	-39.50	32.47			Horizontal
3	64.9550	-66.65	-13.00	53.65	-13.42	-39.50	26.08			Horizontal
4	104.7650	-71.11	-13.00	58.11	-17.53	-38.70	21.17			Horizontal
5	279.5400	-70.54	-13.00	57.54	-12.04	-37.04	25.00			Horizontal
6	660.1600	-71.73	-13.00	58.73	-4.32	-34.40	30.08			Horizontal

Test Graph

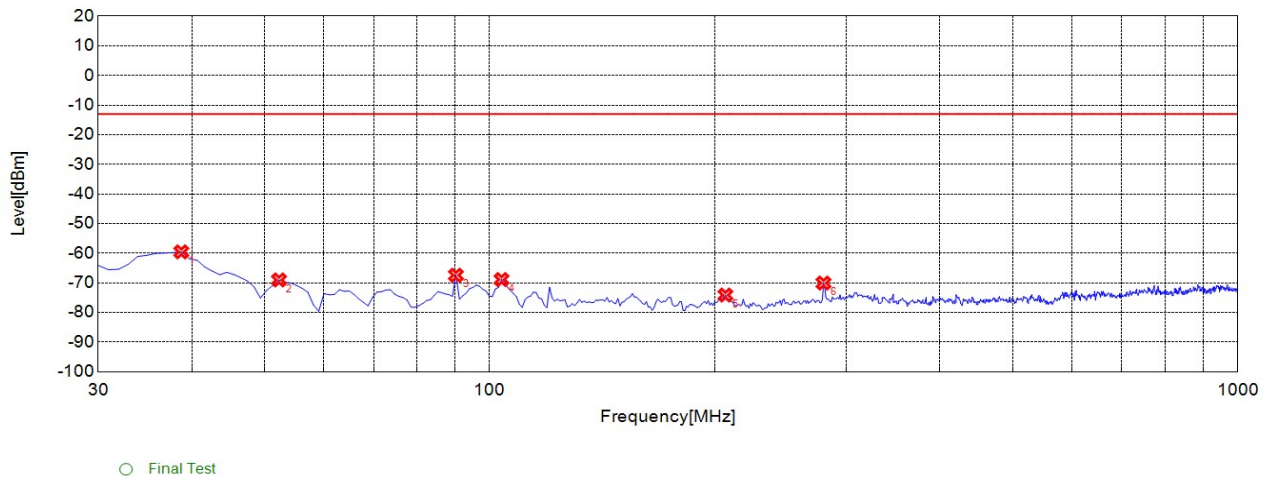

CA_2A-66A Mid 20M 1RB 30M-1G V

Suspected List										
NO.	Freq. [MHz]	Level [dBm]	Limit [dBm]	Margin [dB]	Factor [dB]	Path [dB]	Air [dB]	Angle [°]	EUT Pol.	Ant. Pol.
1	38.7390	-59.55	-13.00	46.55	-16.41	-39.55	23.14			Vertical
2	52.3320	-69.03	-13.00	56.03	-15.94	-39.47	23.53			Vertical
3	90.2000	-67.43	-13.00	54.43	-16.50	-38.71	22.21			Vertical
4	103.7940	-68.89	-13.00	55.89	-13.84	-38.70	24.86			Vertical
5	206.7170	-74.13	-13.00	61.13	-16.50	-37.66	21.16			Vertical
6	279.5400	-70.07	-13.00	57.07	-12.54	-37.04	24.50			Vertical

Test Graph

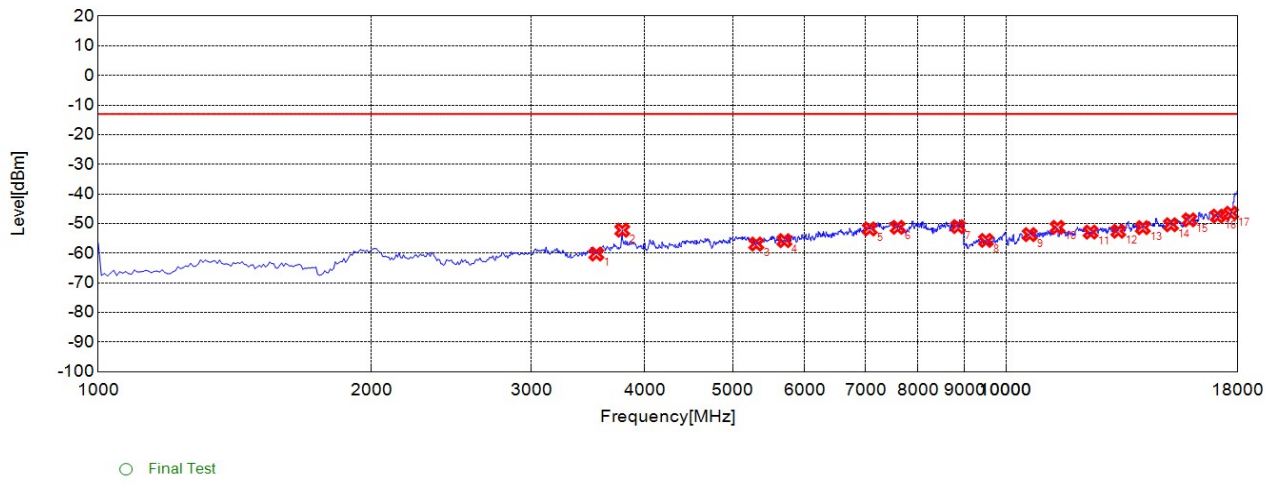

CA_2A-66A High 20M 1RB 1-18G H

Suspected List

NO.	Freq. [MHz]	Level [dBm]	Limit [dBm]	Margin [dB]	Factor [dB]	Path [dB]	Air [dB]	Angle [°]	EUT Pol.	Ant. Pol.
1	3538.5390	-60.28	-13.00	47.28	-8.72	-47.85	39.13			Horizontal
2	3778.7790	-52.23	-13.00	39.23	-7.26	-46.67	39.41			Horizontal
3	5308.3080	-56.92	-13.00	43.92	-2.95	-43.34	40.39			Horizontal
4	5700.7010	-55.77	-13.00	42.77	-1.91	-42.74	40.83			Horizontal
5	7078.0780	-51.82	-13.00	38.82	4.82	-39.84	44.66			Horizontal
6	7598.5990	-51.27	-13.00	38.27	7.29	-37.78	45.07			Horizontal
7	8855.8560	-51.03	-13.00	38.03	7.76	-38.96	46.72			Horizontal
8	9504.5050	-55.69	-13.00	42.69	10.83	-37.36	48.19			Horizontal
9	10621.6220	-53.73	-13.00	40.73	13.32	-35.36	48.68			Horizontal
10	11396.3960	-51.27	-13.00	38.27	16.10	-33.33	49.43			Horizontal
11	12396.3960	-52.87	-13.00	39.87	17.55	-31.20	48.75			Horizontal
12	13297.2970	-52.58	-13.00	39.58	20.36	-29.20	49.56			Horizontal
13	14153.1530	-51.37	-13.00	38.37	20.63	-29.38	50.01			Horizontal
14	15198.1980	-50.41	-13.00	37.41	21.21	-29.15	50.36			Horizontal
15	15927.9280	-48.76	-13.00	35.76	22.51	-28.25	50.76			Horizontal
16	17108.1080	-47.48	-13.00	34.48	23.93	-27.49	51.42			Horizontal
17	17702.7030	-46.51	-13.00	33.51	25.81	-26.28	52.09			Horizontal

Test Graph

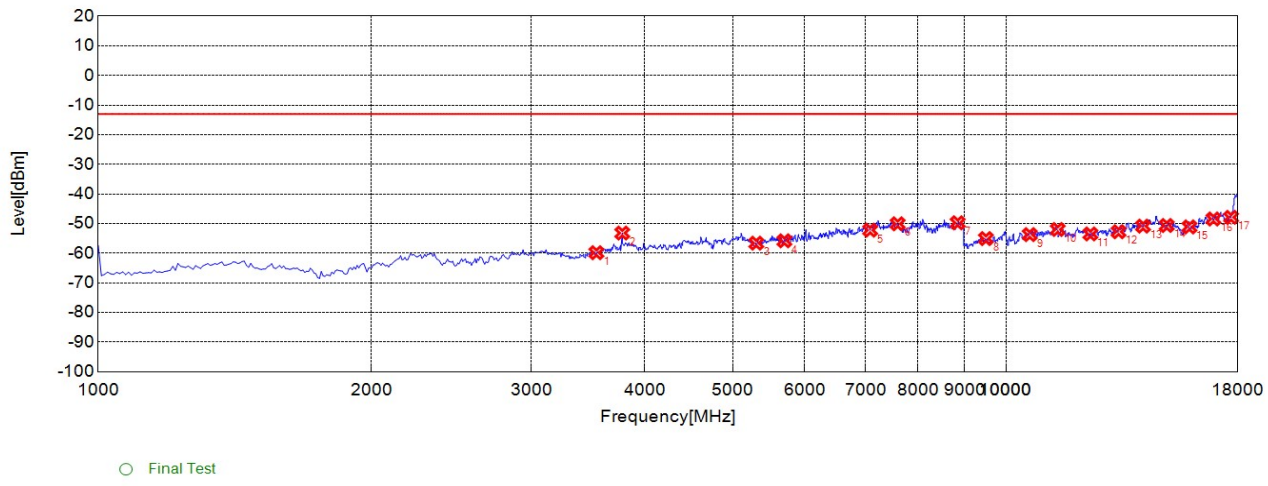

CA_2A-66A High 20M 1RB 1-18G V

Suspected List

NO.	Freq. [MHz]	Level [dBm]	Limit [dBm]	Margin [dB]	Factor [dB]	Path [dB]	Air [dB]	Angle [°]	EUT Pol.	Ant. Pol.
1	3538.5390	-59.83	-13.00	46.83	-9.23	-47.85	38.62			Vertical
2	3778.7790	-53.2	-13.00	40.20	-7.61	-46.67	39.06			Vertical
3	5308.3080	-56.61	-13.00	43.61	-3.33	-43.34	40.01			Vertical
4	5700.7010	-55.82	-13.00	42.82	-2.07	-42.74	40.67			Vertical
5	7086.0860	-52.22	-13.00	39.22	4.94	-39.82	44.76			Vertical
6	7598.5990	-50.08	-13.00	37.08	7.40	-37.78	45.18			Vertical
7	8847.8480	-49.74	-13.00	36.74	7.73	-38.91	46.64			Vertical
8	9504.5050	-55.07	-13.00	42.07	11.05	-37.36	48.41			Vertical
9	10621.6220	-53.73	-13.00	40.73	13.51	-35.36	48.87			Vertical
10	11405.4050	-52	-13.00	39.00	15.83	-33.51	49.34			Vertical
11	12387.3870	-53.5	-13.00	40.50	16.82	-31.21	48.03			Vertical
12	13306.3060	-52.76	-13.00	39.76	20.19	-29.02	49.21			Vertical
13	14162.1620	-50.87	-13.00	37.87	21.19	-29.28	50.47			Vertical
14	15036.0360	-50.64	-13.00	37.64	20.27	-29.34	49.61			Vertical
15	15927.9280	-51.13	-13.00	38.13	20.02	-28.25	48.27			Vertical
16	16927.9280	-48.45	-13.00	35.45	23.37	-28.31	51.68			Vertical
17	17702.7030	-47.9	-13.00	34.90	24.87	-26.28	51.15			Vertical

Test Graph

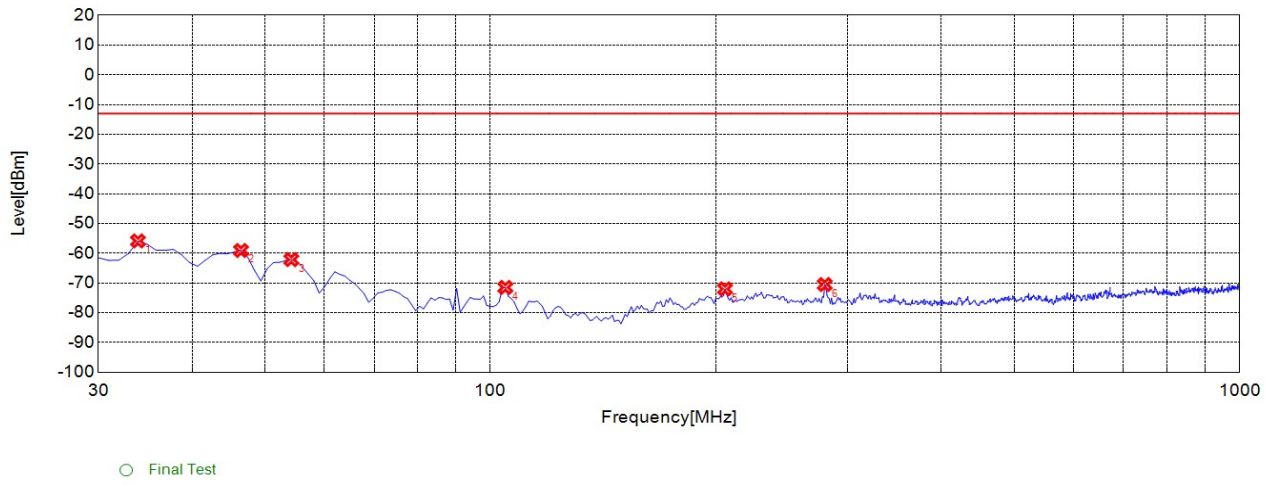

CA_2A-66A High 20M 1RB 30M-1G H

Suspected List

NO.	Freq. [MHz]	Level [dBm]	Limit [dBm]	Margin [dB]	Factor [dB]	Path [dB]	Air [dB]	Angle [°]	EUT Pol.	Ant. Pol.
1	33.8840	-55.86	-13.00	42.86	-9.81	-39.59	29.78			Horizontal
2	46.5070	-59.07	-13.00	46.07	-7.03	-39.49	32.46			Horizontal
3	54.2740	-62.14	-13.00	49.14	-8.69	-39.47	30.78			Horizontal
4	104.7650	-71.5	-13.00	58.50	-17.53	-38.70	21.17			Horizontal
5	205.7460	-71.99	-13.00	58.99	-14.42	-37.68	23.26			Horizontal
6	279.5400	-70.53	-13.00	57.53	-12.04	-37.04	25.00			Horizontal

Test Graph

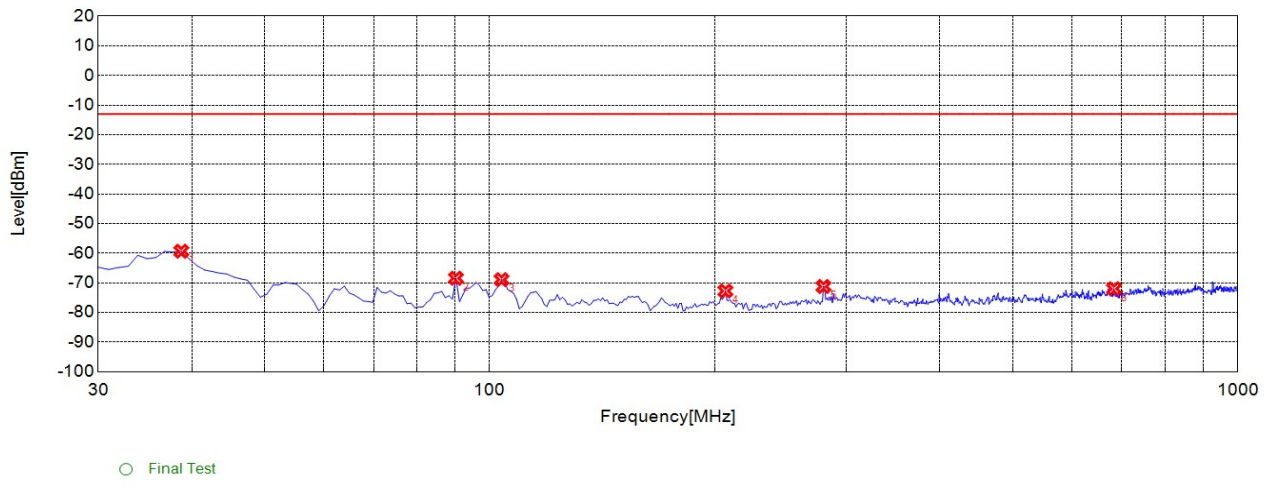

CA_2A-66A High 20M 1RB 30M-1G V

Suspected List										
NO.	Freq. [MHz]	Level [dBm]	Limit [dBm]	Margin [dB]	Factor [dB]	Path [dB]	Air [dB]	Angle [°]	EUT Pol.	Ant. Pol.
1	38.7390	-59.34	-13.00	46.34	-16.41	-39.55	23.14			Vertical
2	90.2000	-68.44	-13.00	55.44	-16.50	-38.71	22.21			Vertical
3	103.7940	-68.92	-13.00	55.92	-13.84	-38.70	24.86			Vertical
4	206.7170	-72.76	-13.00	59.76	-16.50	-37.66	21.16			Vertical
5	279.5400	-71.23	-13.00	58.23	-12.54	-37.04	24.50			Vertical
6	683.4630	-71.99	-13.00	58.99	-4.75	-34.39	29.64			Vertical

4A_5A

Test Graph

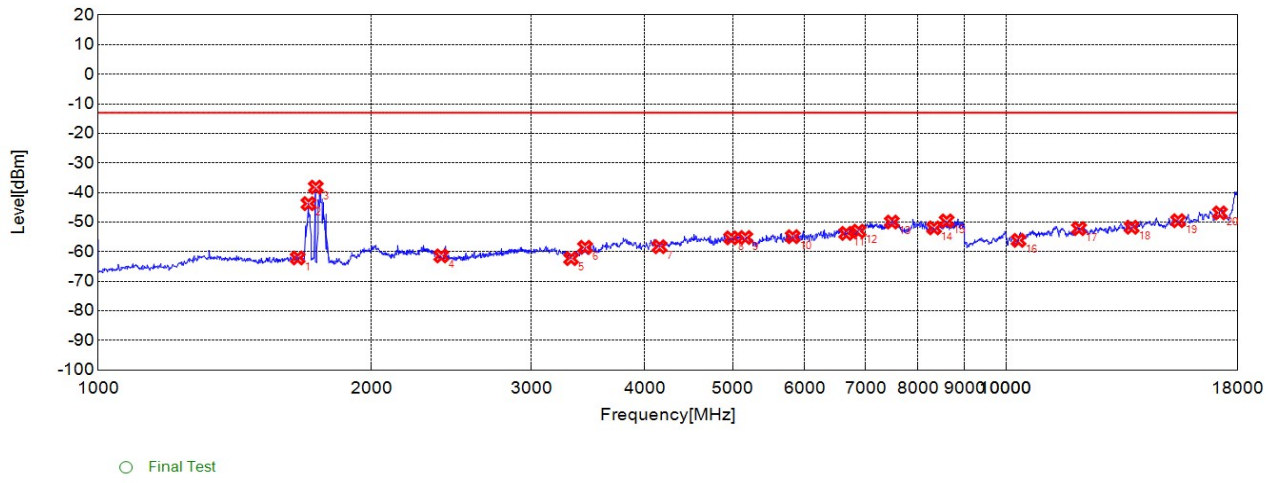

CA_4A-5A Low 4A_20M 5A_ 10M 1RB 1-18G H

Suspected List

NO.	Freq. [MHz]	Level [dBm]	Limit [dBm]	Margin [dB]	Factor [dB]	Path [dB]	Air [dB]	Angle [°]	EUT Pol.	Ant. Pol.
1	1658.6590	-62.12	-13.00	49.12	-8.87	-46.26	37.39			Horizontal
2	1704.7050	-43.76	-13.00	30.76	-8.42	-46.35	37.93			NA
3	1736.7370	-38.18	-13.00	25.18	-8.32	-46.29	37.97			NA
4	2387.3870	-61.43	-13.00	48.43	-9.72	-47.23	37.51			Horizontal
5	3318.3180	-62.34	-13.00	49.34	-10.01	-48.05	38.04			Horizontal
6	3438.4380	-58.53	-13.00	45.53	-8.93	-47.52	38.59			Horizontal
7	4153.1530	-58.31	-13.00	45.31	-7.28	-47.08	39.80			Horizontal
8	4981.9820	-55.33	-13.00	42.33	-2.89	-44.20	41.31			Horizontal
9	5162.1620	-55.22	-13.00	42.22	-2.36	-43.66	41.30			Horizontal
10	5822.8230	-54.93	-13.00	41.93	-1.24	-42.62	41.38			Horizontal
11	6669.6700	-53.81	-13.00	40.81	1.25	-41.80	43.05			Horizontal
12	6879.8800	-53.06	-13.00	40.06	2.69	-40.59	43.28			Horizontal
13	7486.4860	-49.98	-13.00	36.98	7.83	-38.28	46.11			Horizontal
14	8333.3330	-51.96	-13.00	38.96	6.70	-38.24	44.94			Horizontal
15	8603.6040	-49.59	-13.00	36.59	7.64	-38.55	46.19			Horizontal
16	10324.3240	-56.18	-13.00	43.18	12.74	-36.16	48.90			Horizontal
17	12036.0360	-52.2	-13.00	39.20	18.12	-31.27	49.39			Horizontal
18	13756.7570	-51.74	-13.00	38.74	20.71	-29.00	49.71			Horizontal
19	15477.4770	-49.53	-13.00	36.53	22.00	-28.86	50.86			Horizontal
20	17207.2070	-46.88	-13.00	33.88	24.56	-27.14	51.70			Horizontal

Test Graph

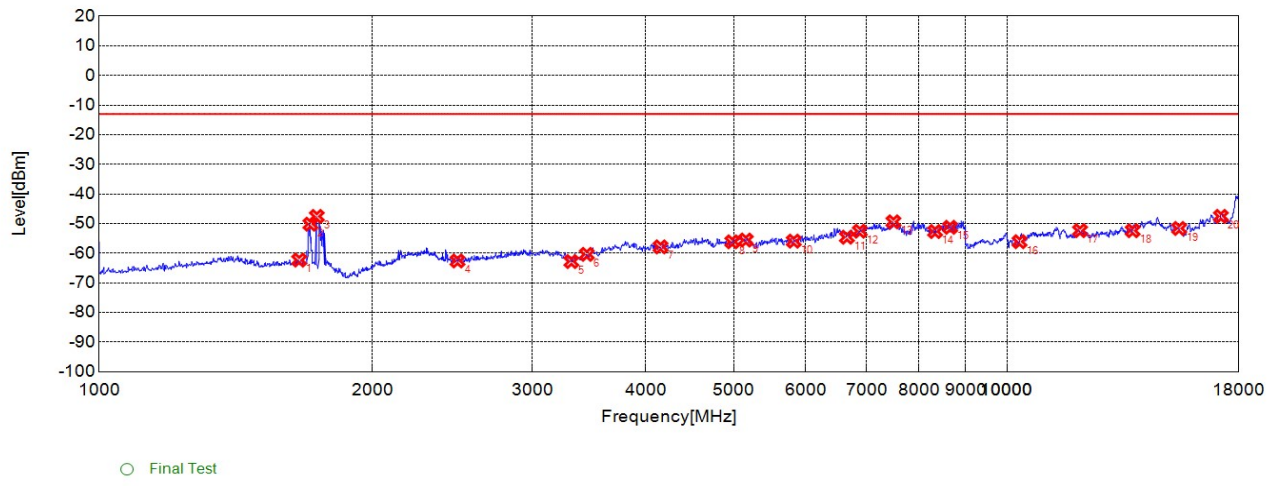

CA_4A-5A Low 4A_20M 5A_10M 1RB 1-18G V

Suspected List

NO.	Freq. [MHz]	Level [dBm]	Limit [dBm]	Margin [dB]	Factor [dB]	Path [dB]	Air [dB]	Angle [°]	EUT Pol.	Ant. Pol.
1	1660.6610	-62.32	-13.00	49.32	-9.75	-46.27	36.52			Vertical
2	1708.7090	-50.2	-13.00	37.20	-9.39	-46.34	36.95			NA
3	1736.7370	-47.58	-13.00	34.58	-9.30	-46.29	36.99			NA
4	2481.4810	-62.61	-13.00	49.61	-10.54	-47.19	36.65			Vertical
5	3312.3120	-62.82	-13.00	49.82	-10.56	-48.04	37.48			Vertical
6	3444.4440	-60.39	-13.00	47.39	-9.50	-47.53	38.03			Vertical
7	4153.1530	-57.87	-13.00	44.87	-7.58	-47.08	39.50			Vertical
8	4981.9820	-56.16	-13.00	43.16	-3.46	-44.20	40.74			Vertical
9	5156.1560	-55.57	-13.00	42.57	-2.50	-43.74	41.24			Vertical
10	5822.8230	-55.93	-13.00	42.93	-1.63	-42.62	40.99			Vertical
11	6663.6640	-54.6	-13.00	41.60	1.33	-41.82	43.15			Vertical
12	6885.8860	-52.58	-13.00	39.58	3.02	-40.50	43.52			Vertical
13	7498.4980	-49.42	-13.00	36.42	7.68	-38.10	45.78			Vertical
14	8333.3330	-52.68	-13.00	39.68	6.51	-38.24	44.75			Vertical
15	8657.6580	-51.26	-13.00	38.26	7.48	-38.88	46.36			Vertical
16	10324.3240	-56.11	-13.00	43.11	12.66	-36.16	48.82			Vertical
17	12036.0360	-52.39	-13.00	39.39	17.61	-31.27	48.88			Vertical
18	13756.7570	-52.41	-13.00	39.41	20.56	-29.00	49.56			Vertical
19	15477.4770	-51.65	-13.00	38.65	19.90	-28.86	48.76			Vertical
20	17207.2070	-47.56	-13.00	34.56	23.72	-27.14	50.86			Vertical

Test Graph

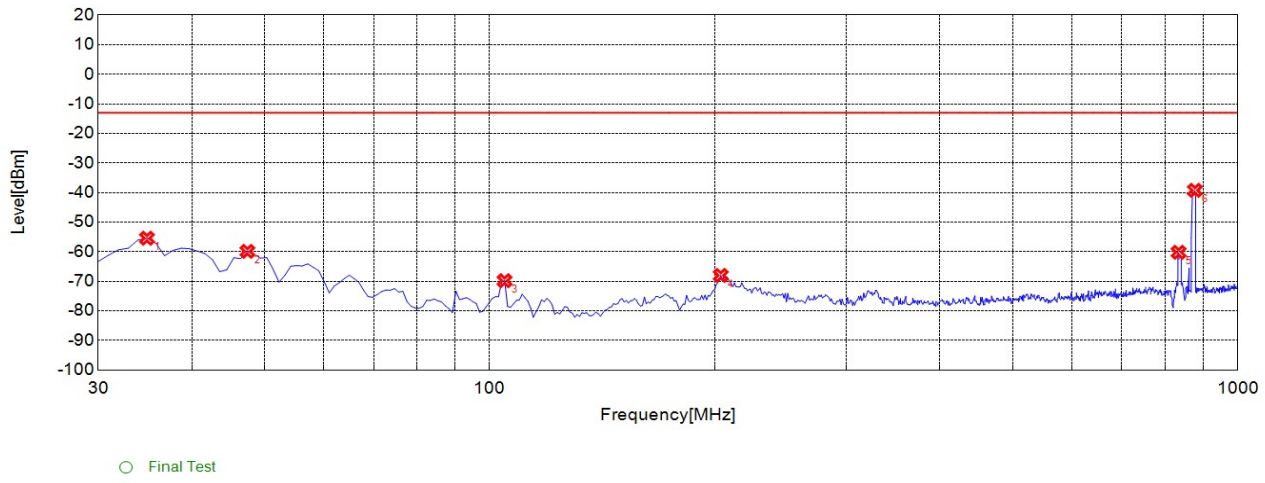

CA_4A-5A Low 4A_20M 5A_10M 1RB 30M-1G H

Suspected List

NO.	Freq. [MHz]	Level [dBm]	Limit [dBm]	Margin [dB]	Factor [dB]	Path [dB]	Air [dB]	Angle [°]	EUT Pol.	Ant. Pol.
1	34.8550	-55.44	-13.00	42.44	-9.37	-39.58	30.21			Horizontal
2	47.4770	-59.89	-13.00	46.89	-7.02	-39.48	32.46			Horizontal
3	104.7650	-69.81	-13.00	56.81	-17.53	-38.70	21.17			Horizontal
4	203.8040	-68.02	-13.00	55.02	-14.59	-37.73	23.14			Horizontal
5	833.9640	-60.19	-13.00	47.19	-2.67	-34.14	31.47			NA
6	876.6870	-39.25	-13.00	26.25	-2.17	-34.03	31.86			NA

Test Graph

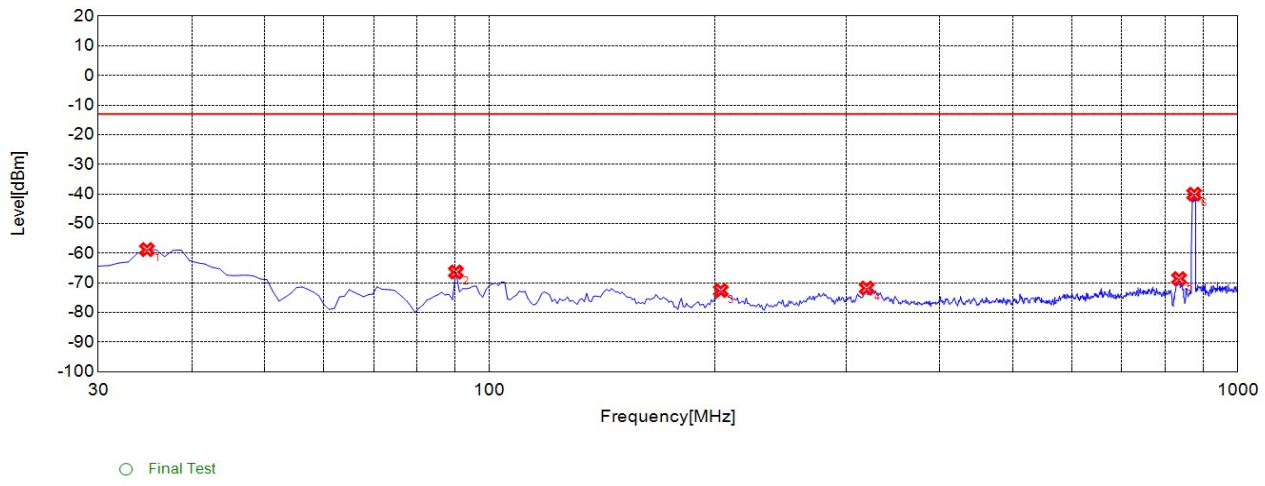

CA_4A-5A Low 4A_20M 5A_10M 1RB 30M-1G V

Suspected List

NO.	Freq. [MHz]	Level [dBm]	Limit [dBm]	Margin [dB]	Factor [dB]	Path [dB]	Air [dB]	Angle [°]	EUT Pol.	Ant. Pol.
1	34.8550	-58.78	-13.00	45.78	-16.68	-39.58	22.90			Vertical
2	90.2000	-66.36	-13.00	53.36	-16.50	-38.71	22.21			Vertical
3	203.8040	-72.6	-13.00	59.60	-16.34	-37.73	21.39			Vertical
4	319.3490	-71.78	-13.00	58.78	-11.55	-37.00	25.45			Vertical
5	834.9350	-68.59	-13.00	55.59	-2.66	-34.14	31.48			NA
6	874.7450	-40.08	-13.00	27.08	-1.94	-34.03	32.09			NA

Test Graph

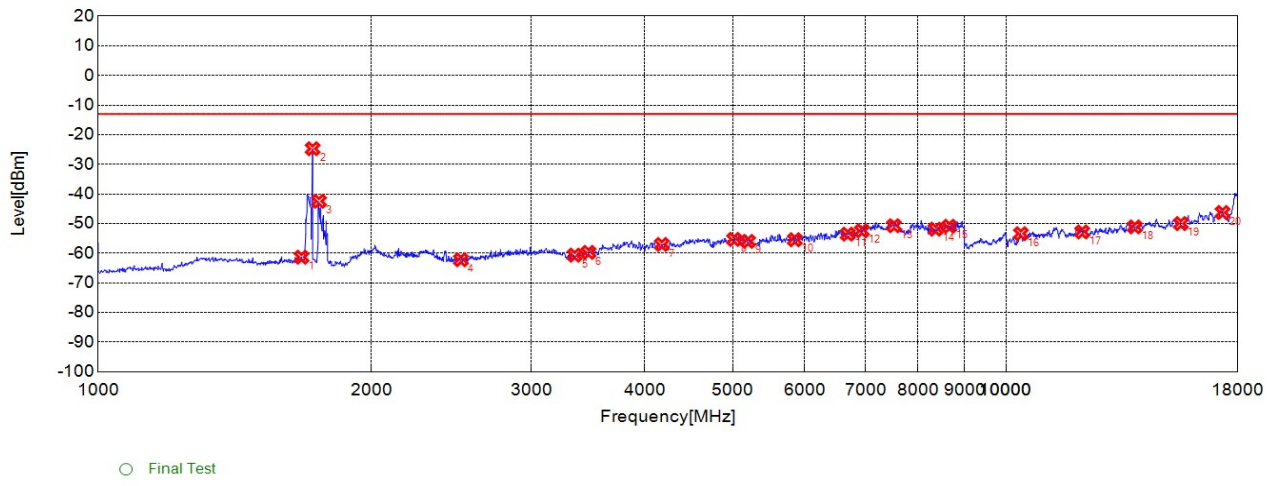

CA_4A-5A Mid 4A_20M 5A_10M 1RB 1-18G H

Suspected List

NO.	Freq. [MHz]	Level [dBm]	Limit [dBm]	Margin [dB]	Factor [dB]	Path [dB]	Air [dB]	Angle [°]	EUT Pol.	Ant. Pol.
1	1674.6750	-61.34	-13.00	48.34	-8.70	-46.30	37.60			Horizontal
2	1722.7230	-24.73	-13.00	11.73	-8.36	-46.31	37.95			NA
3	1750.7510	-42.46	-13.00	29.46	-8.27	-46.26	37.99			NA
4	2509.5100	-62.22	-13.00	49.22	-10.49	-47.19	36.70			Horizontal
5	3348.3480	-60.67	-13.00	47.67	-9.92	-48.06	38.14			Horizontal
6	3468.4680	-59.72	-13.00	46.72	-8.67	-47.47	38.80			Horizontal
7	4177.1770	-57.04	-13.00	44.04	-6.95	-46.68	39.73			Horizontal
8	5018.0180	-55.33	-13.00	42.33	-2.44	-43.83	41.39			Horizontal
9	5198.1980	-56.01	-13.00	43.01	-2.01	-43.17	41.16			Horizontal
10	5852.8530	-55.44	-13.00	42.44	-0.90	-42.25	41.35			Horizontal
11	6693.6940	-53.57	-13.00	40.57	1.21	-41.68	42.89			Horizontal
12	6939.9400	-52.46	-13.00	39.46	3.21	-40.51	43.72			Horizontal
13	7528.5290	-50.73	-13.00	37.73	7.55	-38.33	45.88			Horizontal
14	8363.3630	-51.88	-13.00	38.88	6.51	-38.36	44.87			Horizontal
15	8663.6640	-50.91	-13.00	37.91	7.60	-38.86	46.46			Horizontal
16	10387.3870	-53.41	-13.00	40.41	14.75	-34.69	49.44			Horizontal
17	12135.1350	-52.81	-13.00	39.81	18.11	-31.32	49.43			Horizontal
18	13864.8650	-51.12	-13.00	38.12	21.30	-28.38	49.68			Horizontal
19	15585.5860	-50	-13.00	37.00	21.33	-29.04	50.37			Horizontal
20	17324.3240	-46.26	-13.00	33.26	23.99	-27.47	51.46			Horizontal

Test Graph

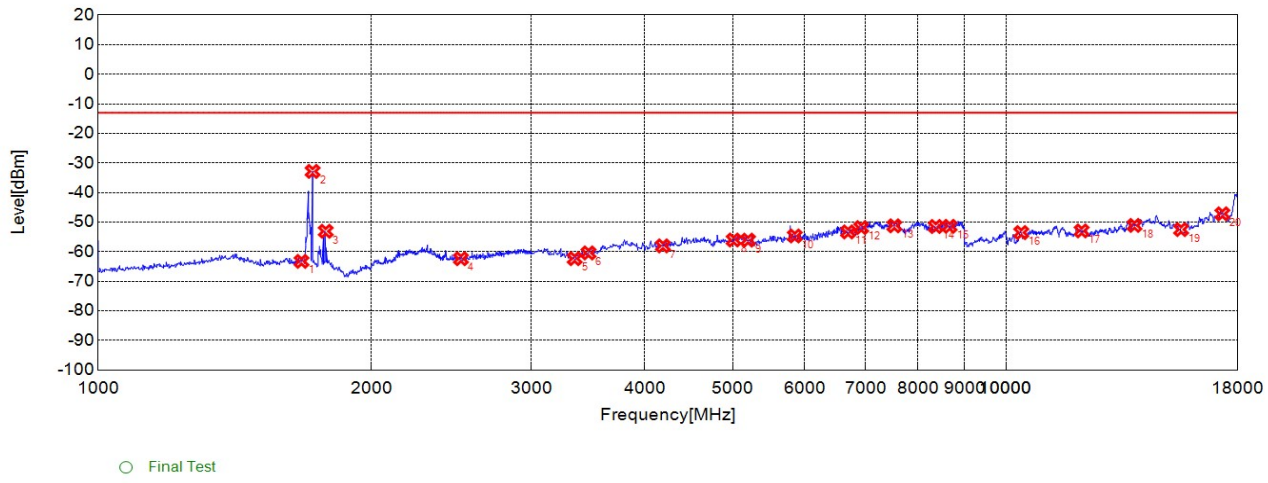

CA_4A-5A Mid 4A_20M 5A_10M 1RB 1-18G V

Suspected List

NO.	Freq. [MHz]	Level [dBm]	Limit [dBm]	Margin [dB]	Factor [dB]	Path [dB]	Air [dB]	Angle [°]	EUT Pol.	Ant. Pol.
1	1674.6750	-63.28	-13.00	50.28	-9.63	-46.30	36.67			Vertical
2	1722.7230	-32.85	-13.00	19.85	-9.34	-46.31	36.97			NA
3	1780.7810	-53.1	-13.00	40.10	-9.25	-46.30	37.05			NA
4	2509.5100	-62.37	-13.00	49.37	-10.63	-47.19	36.56			Vertical
5	3348.3480	-62.35	-13.00	49.35	-10.53	-48.06	37.53			Vertical
6	3468.4680	-60.43	-13.00	47.43	-9.21	-47.47	38.26			Vertical
7	4189.1890	-58.05	-13.00	45.05	-7.00	-46.49	39.49			Vertical
8	5012.0120	-56.05	-13.00	43.05	-2.94	-43.82	40.88			Vertical
9	5198.1980	-56.1	-13.00	43.10	-2.30	-43.17	40.87			Vertical
10	5852.8530	-54.68	-13.00	41.68	-1.12	-42.25	41.13			Vertical
11	6699.7000	-53.32	-13.00	40.32	1.22	-41.65	42.87			Vertical
12	6927.9280	-51.85	-13.00	38.85	3.25	-40.44	43.69			Vertical
13	7534.5350	-51.26	-13.00	38.26	7.20	-38.38	45.58			Vertical
14	8369.3690	-51.49	-13.00	38.49	6.34	-38.38	44.72			Vertical
15	8669.6700	-51.42	-13.00	38.42	7.60	-38.83	46.43			Vertical
16	10396.3960	-53.54	-13.00	40.54	15.17	-34.43	49.60			Vertical
17	12117.1170	-52.97	-13.00	39.97	17.04	-31.72	48.76			Vertical
18	13855.8560	-51.12	-13.00	38.12	21.25	-28.43	49.68			Vertical
19	15594.5950	-52.52	-13.00	39.52	18.54	-29.10	47.64			Vertical
20	17315.3150	-47.2	-13.00	34.20	22.93	-27.64	50.57			Vertical

Test Graph

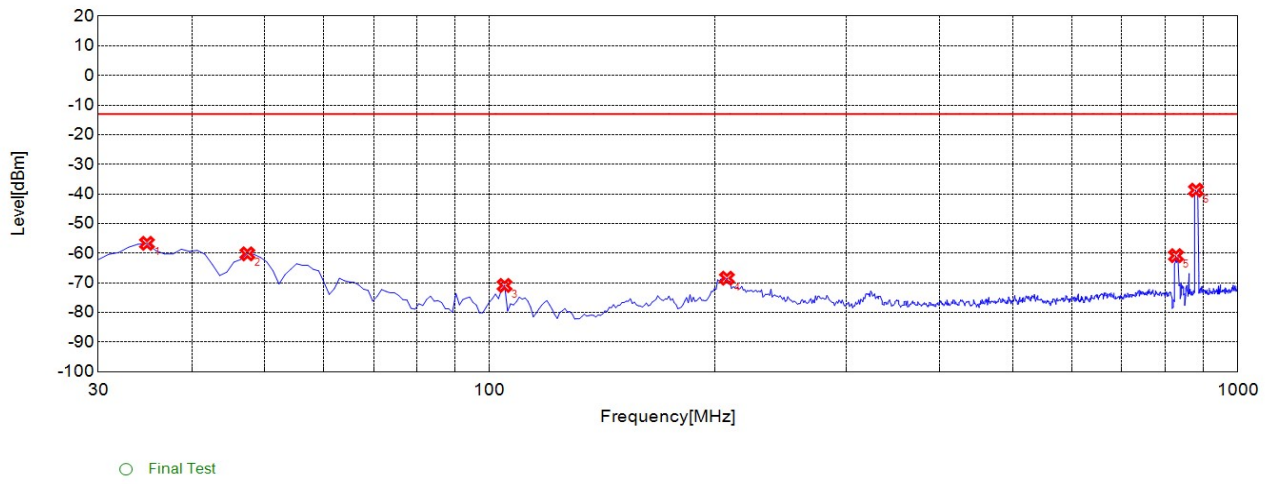

CA_4A-5A Mid 4A_20M 5A_10M 1RB 30M-1G H

Suspected List

NO.	Freq. [MHz]	Level [dBm]	Limit [dBm]	Margin [dB]	Factor [dB]	Path [dB]	Air [dB]	Angle [°]	EUT Pol.	Ant. Pol.
1	34.8550	-56.67	-13.00	43.67	-9.37	-39.58	30.21			Horizontal
2	47.4770	-60.21	-13.00	47.21	-7.02	-39.48	32.46			Horizontal
3	104.7650	-70.88	-13.00	57.88	-17.53	-38.70	21.17			Horizontal
4	207.6880	-68.43	-13.00	55.43	-14.25	-37.63	23.38			Horizontal
5	827.1670	-60.84	-13.00	47.84	-2.90	-34.16	31.26			NA
6	879.6000	-38.73	-13.00	25.73	-2.16	-34.02	31.86			NA

Test Graph

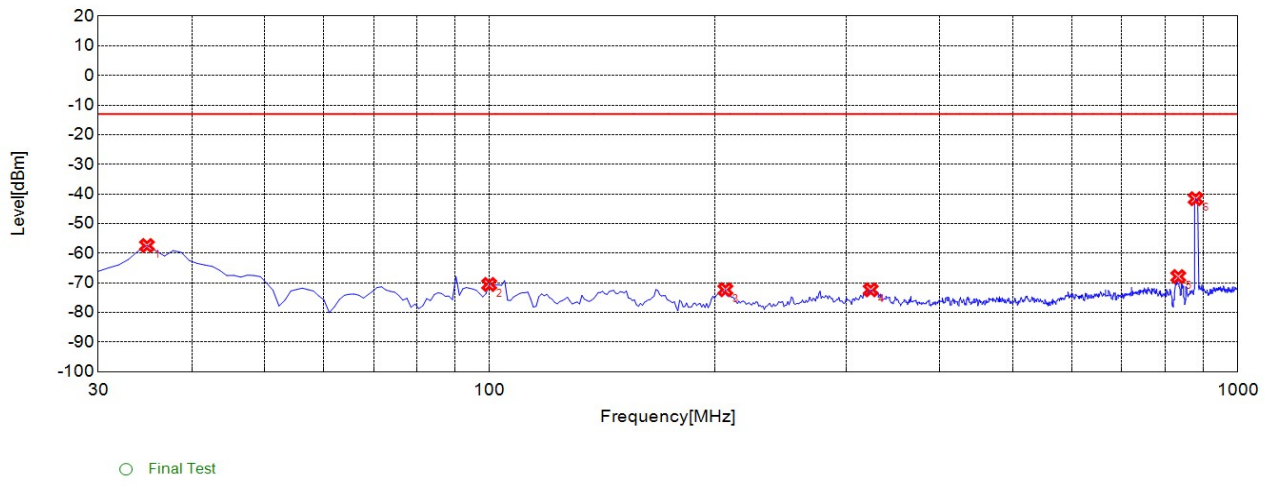

CA_4A-5A Mid 4A_20M 5A_10M 1RB 30M-1G V

Suspected List

NO.	Freq. [MHz]	Level [dBm]	Limit [dBm]	Margin [dB]	Factor [dB]	Path [dB]	Air [dB]	Angle [°]	EUT Pol.	Ant. Pol.
1	34.8550	-57.42	-13.00	44.42	-16.68	-39.58	22.90			Vertical
2	99.9100	-70.55	-13.00	57.55	-12.46	-38.70	26.24			Vertical
3	206.7170	-72.32	-13.00	59.32	-16.50	-37.66	21.16			Vertical
4	323.2330	-72.36	-13.00	59.36	-11.38	-37.01	25.63			Vertical
5	832.9930	-67.9	-13.00	54.90	-2.60	-34.14	31.54			NA
6	878.6290	-41.61	-13.00	28.61	-1.67	-34.02	32.35			NA

Test Graph

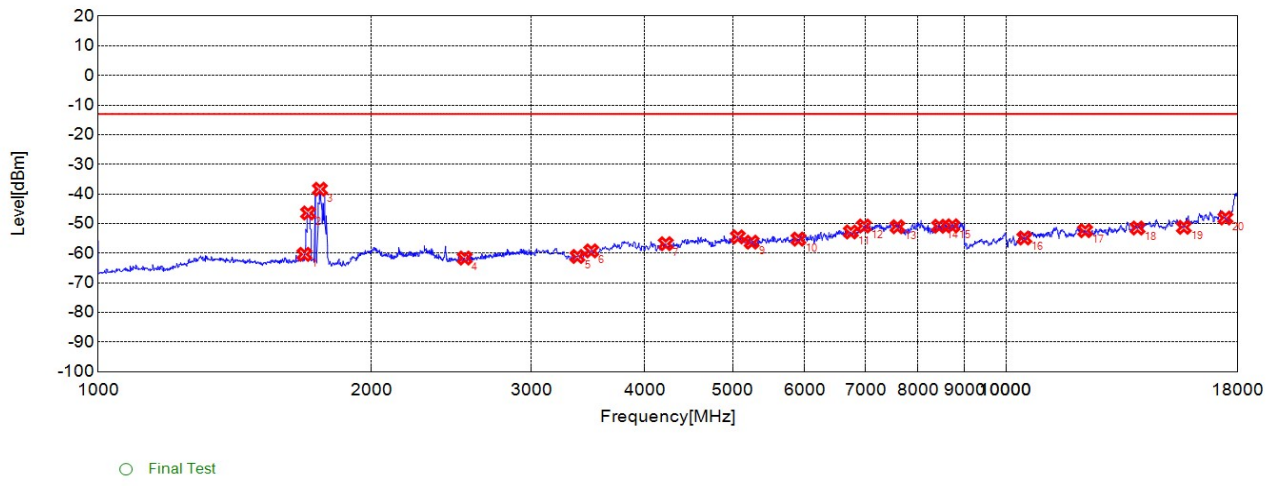

CA_4A-5A High 4A_20M 5A_10M 1RB 1-18G H

Suspected List

NO.	Freq. [MHz]	Level [dBm]	Limit [dBm]	Margin [dB]	Factor [dB]	Path [dB]	Air [dB]	Angle [°]	EUT Pol.	Ant. Pol.
1	1686.6870	-60.39	-13.00	47.39	-8.58	-46.33	37.75			Horizontal
2	1702.7030	-46.42	-13.00	33.42	-8.43	-46.35	37.92			NA
3	1754.7550	-38.42	-13.00	25.42	-8.27	-46.27	38.00			NA
4	2533.5340	-61.64	-13.00	48.64	-10.66	-47.42	36.76			Horizontal
5	3372.3720	-61.1	-13.00	48.10	-9.58	-47.80	38.22			Horizontal
6	3492.4920	-59.23	-13.00	46.23	-8.41	-47.39	38.98			Horizontal
7	4219.2190	-56.81	-13.00	43.81	-6.84	-46.54	39.70			Horizontal
8	5066.0660	-54.5	-13.00	41.50	-2.36	-43.85	41.49			Horizontal
9	5246.2460	-56.27	-13.00	43.27	-2.69	-43.47	40.78			Horizontal
10	5906.9070	-55.25	-13.00	42.25	-1.32	-42.63	41.31			Horizontal
11	6747.7480	-52.82	-13.00	39.82	1.89	-40.97	42.86			Horizontal
12	6975.9760	-50.83	-13.00	37.83	3.85	-40.18	44.03			Horizontal
13	7594.5950	-51.08	-13.00	38.08	7.27	-37.84	45.11			Horizontal
14	8441.4410	-50.91	-13.00	37.91	6.88	-38.13	45.01			Horizontal
15	8729.7300	-50.75	-13.00	37.75	7.67	-39.03	46.70			Horizontal
16	10477.4770	-54.86	-13.00	41.86	12.63	-36.32	48.95			Horizontal
17	12225.2250	-52.4	-13.00	39.40	18.20	-31.05	49.25			Horizontal
18	13963.9640	-51.5	-13.00	38.50	20.96	-28.56	49.52			Horizontal
19	15702.7030	-51.26	-13.00	38.26	21.14	-29.81	50.95			Horizontal
20	17450.4500	-48.11	-13.00	35.11	23.91	-27.10	51.01			Horizontal

Test Graph

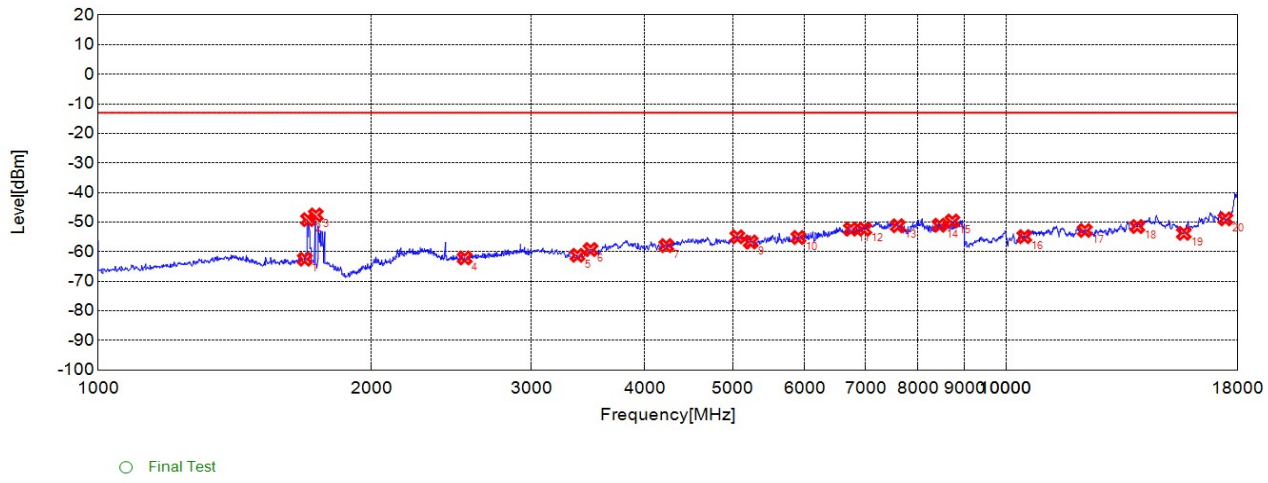

CA_4A-5A High 4A_20M 5A_10M 1RB 1-18G V

Suspected List

NO.	Freq. [MHz]	Level [dBm]	Limit [dBm]	Margin [dB]	Factor [dB]	Path [dB]	Air [dB]	Angle [°]	EUT Pol.	Ant. Pol.
1	1688.6890	-62.53	-13.00	49.53	-9.51	-46.33	36.82			Vertical
2	1702.7030	-49.17	-13.00	36.17	-9.41	-46.35	36.94			NA
3	1736.7370	-47.58	-13.00	34.58	-9.30	-46.29	36.99			NA
4	2533.5340	-62.1	-13.00	49.10	-10.79	-47.42	36.63			Vertical
5	3372.3720	-61.22	-13.00	48.22	-10.24	-47.80	37.56			Vertical
6	3486.4860	-59.28	-13.00	46.28	-8.97	-47.41	38.44			Vertical
7	4225.2250	-57.93	-13.00	44.93	-7.10	-46.61	39.51			Vertical
8	5060.0600	-54.97	-13.00	41.97	-2.52	-43.86	41.34			Vertical
9	5234.2340	-56.71	-13.00	43.71	-2.84	-43.39	40.55			Vertical
10	5906.9070	-55.2	-13.00	42.20	-1.29	-42.63	41.34			Vertical
11	6747.7480	-52.38	-13.00	39.38	2.03	-40.97	43.00			Vertical
12	6981.9820	-52.35	-13.00	39.35	3.83	-40.09	43.92			Vertical
13	7600.6010	-51.23	-13.00	38.23	7.41	-37.76	45.17			Vertical
14	8447.4470	-51.05	-13.00	38.05	6.83	-38.08	44.91			Vertical
15	8729.7300	-49.62	-13.00	36.62	7.46	-39.03	46.49			Vertical
16	10477.4770	-54.91	-13.00	41.91	12.55	-36.32	48.87			Vertical
17	12216.2160	-52.82	-13.00	39.82	17.60	-31.25	48.85			Vertical
18	13954.9550	-51.49	-13.00	38.49	21.06	-28.63	49.69			Vertical
19	15702.7030	-53.8	-13.00	40.80	18.54	-29.81	48.35			Vertical
20	17450.4500	-48.92	-13.00	35.92	23.06	-27.10	50.16			Vertical

Test Graph

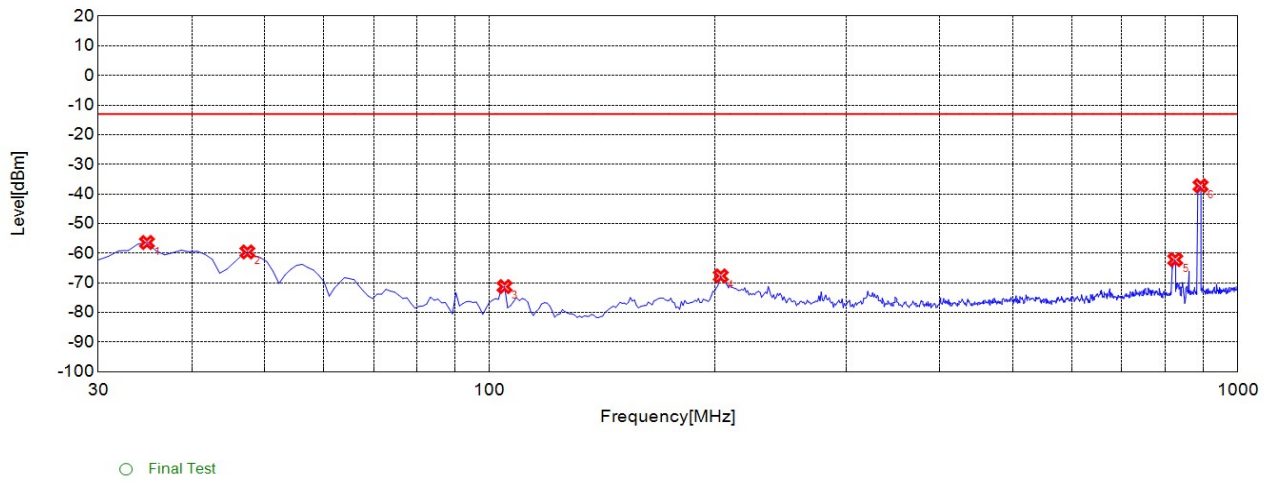

CA_4A-5A High 4A_20M 5A_10M 1RB 30M-1G H

Suspected List

NO.	Freq. [MHz]	Level [dBm]	Limit [dBm]	Margin [dB]	Factor [dB]	Path [dB]	Air [dB]	Angle [°]	EUT Pol.	Ant. Pol.
1	34.8550	-56.39	-13.00	43.39	-9.37	-39.58	30.21			Horizontal
2	47.4770	-59.58	-13.00	46.58	-7.02	-39.48	32.46			Horizontal
3	104.7650	-71.28	-13.00	58.28	-17.53	-38.70	21.17			Horizontal
4	203.8040	-67.68	-13.00	54.68	-14.59	-37.73	23.14			Horizontal
5	825.2250	-62.17	-13.00	49.17	-2.96	-34.16	31.20			NA
6	892.2220	-37.25	-13.00	24.25	-1.99	-33.99	32.00			NA

Test Graph

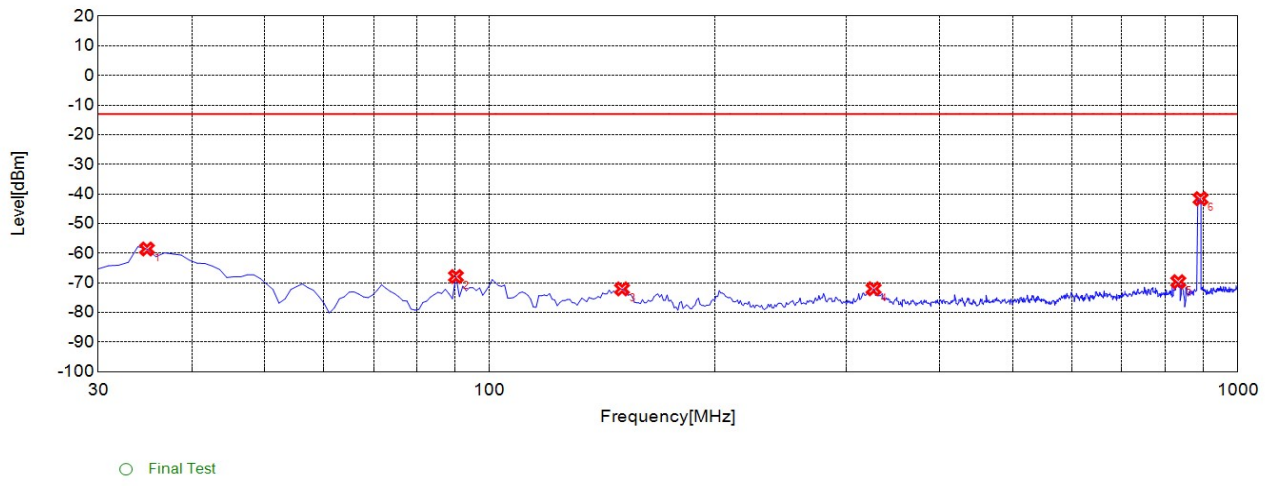

CA_4A-5A High 4A_20M 5A_10M 1RB 30M-1G V

Suspected List

NO.	Freq. [MHz]	Level [dBm]	Limit [dBm]	Margin [dB]	Factor [dB]	Path [dB]	Air [dB]	Angle [°]	EUT Pol.	Ant. Pol.
1	34.8550	-58.58	-13.00	45.58	-16.68	-39.58	22.90			Vertical
2	90.2000	-67.87	-13.00	54.87	-16.50	-38.71	22.21			Vertical
3	150.4000	-72.05	-13.00	59.05	-16.73	-38.65	21.92			Vertical
4	326.1460	-72.01	-13.00	59.01	-11.24	-37.02	25.78			Vertical
5	832.9930	-69.62	-13.00	56.62	-2.60	-34.14	31.54			NA
6	892.2220	-41.59	-13.00	28.59	-1.30	-33.99	32.69			NA

4A_12A

Test Graph

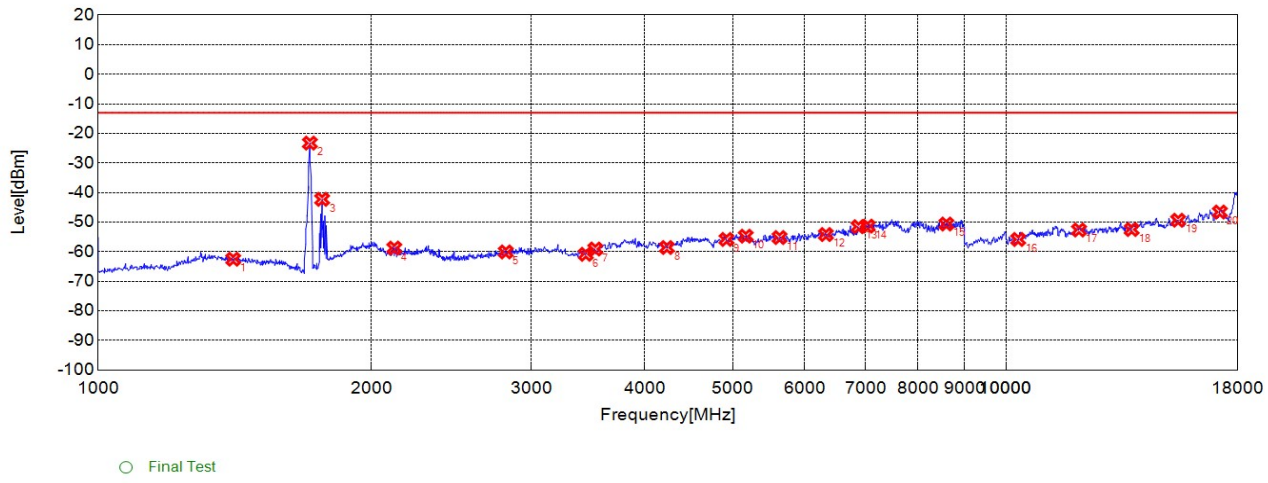

CA_4A-12A Low 4A_20M 12A_10M 1RB 1-18G H

Suspected List

NO.	Freq. [MHz]	Level [dBm]	Limit [dBm]	Margin [dB]	Factor [dB]	Path [dB]	Air [dB]	Angle [°]	EUT Pol.	Ant. Pol.
1	1408.4080	-62.54	-13.00	49.54	-8.55	-45.36	36.81			Horizontal
2	1710.7110	-23.28	-13.00	10.28	-8.41	-46.34	37.93			NA
3	1764.7650	-42.3	-13.00	29.30	-8.27	-46.28	38.01			NA
4	2119.1190	-58.79	-13.00	45.79	-8.25	-47.10	38.85			Horizontal
5	2811.8120	-60.09	-13.00	47.09	-9.36	-47.85	38.49			Horizontal
6	3444.4440	-60.89	-13.00	47.89	-8.90	-47.53	38.63			Horizontal
7	3528.5290	-59.1	-13.00	46.10	-8.62	-47.72	39.10			Horizontal
8	4231.2310	-58.6	-13.00	45.60	-6.95	-46.68	39.73			Horizontal
9	4921.9220	-55.85	-13.00	42.85	-3.20	-44.33	41.13			Horizontal
10	5168.1680	-54.75	-13.00	41.75	-2.30	-43.58	41.28			Horizontal
11	5630.6310	-55.21	-13.00	42.21	-2.12	-42.94	40.82			Horizontal
12	6333.3330	-54.2	-13.00	41.20	-0.22	-42.43	42.21			Horizontal
13	6879.8800	-51.55	-13.00	38.55	2.69	-40.59	43.28			Horizontal
14	7042.0420	-51.36	-13.00	38.36	4.56	-39.90	44.46			Horizontal
15	8597.5980	-50.65	-13.00	37.65	7.62	-38.53	46.15			Horizontal
16	10315.3150	-55.87	-13.00	42.87	12.53	-36.29	48.82			Horizontal
17	12036.0360	-52.67	-13.00	39.67	18.12	-31.27	49.39			Horizontal
18	13756.7570	-52.5	-13.00	39.50	20.71	-29.00	49.71			Horizontal
19	15477.4770	-49.36	-13.00	36.36	22.00	-28.86	50.86			Horizontal
20	17207.2070	-46.6	-13.00	33.60	24.56	-27.14	51.70			Horizontal

Test Graph

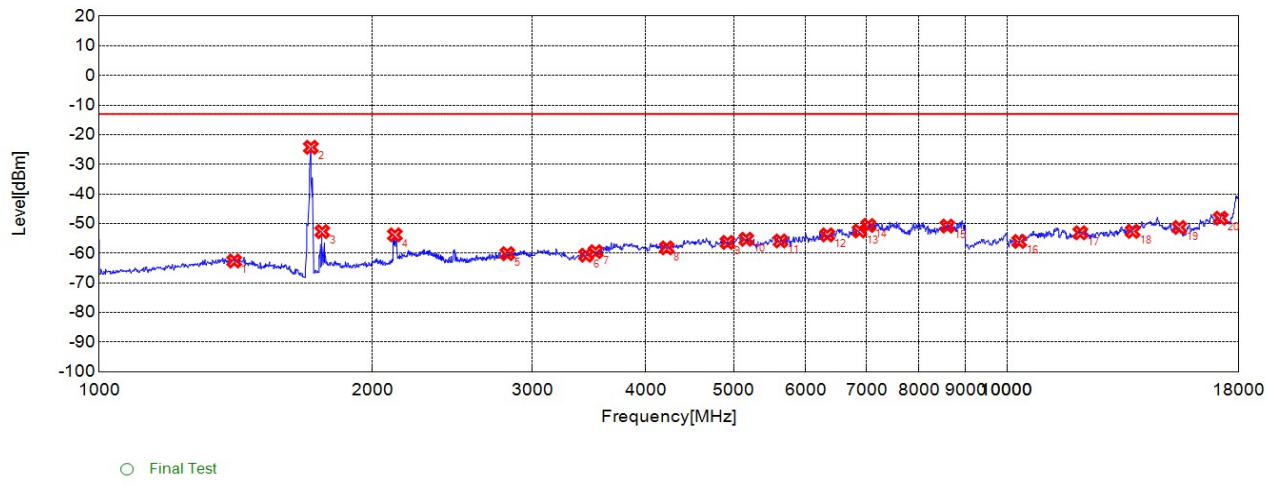

CA_4A-12A Low 4A_20M 12A_10M 1RB 1-18G V

Suspected List

NO.	Freq. [MHz]	Level [dBm]	Limit [dBm]	Margin [dB]	Factor [dB]	Path [dB]	Air [dB]	Angle [°]	EUT Pol.	Ant. Pol.
1	1408.4080	-62.64	-13.00	49.64	-8.21	-45.36	37.15			Vertical
2	1710.7110	-24.26	-13.00	11.26	-9.39	-46.34	36.95			NA
3	1760.7610	-52.7	-13.00	39.70	-9.26	-46.28	37.02			NA
4	2117.1170	-53.8	-13.00	40.80	-9.77	-47.13	37.36			Vertical
5	2815.8160	-60.16	-13.00	47.16	-9.64	-47.81	38.17			Vertical
6	3438.4380	-60.67	-13.00	47.67	-9.55	-47.52	37.97			Vertical
7	3522.5230	-59.48	-13.00	46.48	-9.05	-47.65	38.60			Vertical
8	4219.2190	-58.2	-13.00	45.20	-7.04	-46.54	39.50			Vertical
9	4921.9220	-56.36	-13.00	43.36	-3.66	-44.33	40.67			Vertical
10	5162.1620	-55.29	-13.00	42.29	-2.48	-43.66	41.18			Vertical
11	5630.6310	-55.86	-13.00	42.86	-2.49	-42.94	40.45			Vertical
12	6339.3390	-53.83	-13.00	40.83	-0.11	-42.46	42.35			Vertical
13	6879.8800	-52.49	-13.00	39.49	2.90	-40.59	43.49			Vertical
14	7036.0360	-50.63	-13.00	37.63	4.42	-39.89	44.31			Vertical
15	8597.5980	-50.84	-13.00	37.84	7.46	-38.53	45.99			Vertical
16	10315.3150	-56.03	-13.00	43.03	12.44	-36.29	48.73			Vertical
17	12045.0450	-53.1	-13.00	40.10	17.61	-31.25	48.86			Vertical
18	13756.7570	-52.63	-13.00	39.63	20.56	-29.00	49.56			Vertical
19	15486.4860	-51.31	-13.00	38.31	19.88	-28.88	48.76			Vertical
20	17198.1980	-48.19	-13.00	35.19	23.64	-27.23	50.87			Vertical