Test Graph

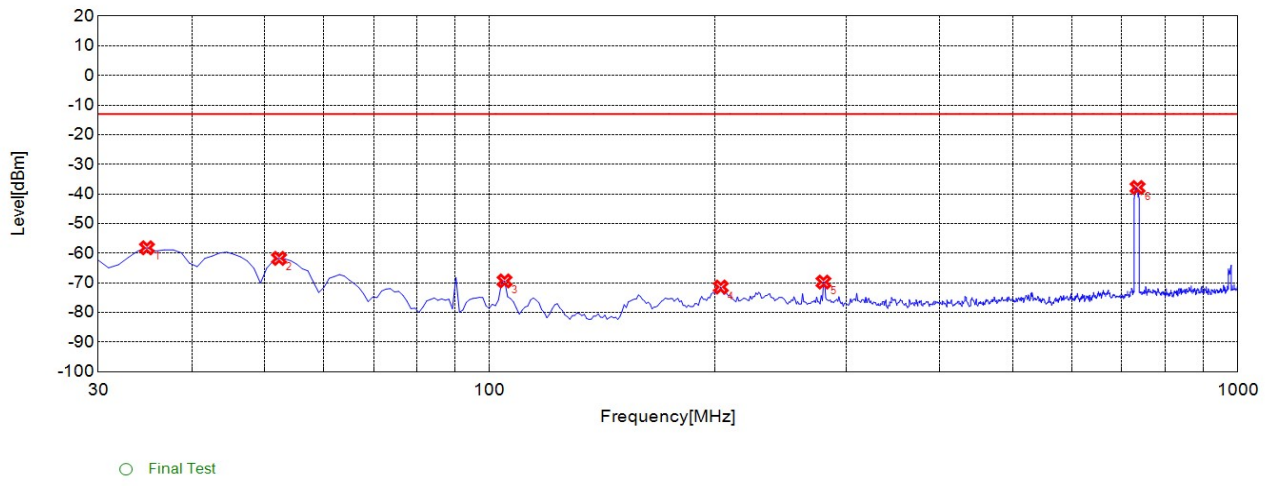

CA_4A-12A Low 4A_20M 12A_10M 1RB 30M-1G H

Suspected List

NO.	Freq. [MHz]	Level [dBm]	Limit [dBm]	Margin [dB]	Factor [dB]	Path [dB]	Air [dB]	Angle [°]	EUT Pol.	Ant. Pol.
1	34.8550	-58.18	-13.00	45.18	-9.37	-39.58	30.21			Horizontal
2	52.3320	-61.76	-13.00	48.76	-7.93	-39.47	31.54			Horizontal
3	104.7650	-69.36	-13.00	56.36	-17.53	-38.70	21.17			Horizontal
4	203.8040	-71.42	-13.00	58.42	-14.59	-37.73	23.14			Horizontal
5	279.5400	-69.75	-13.00	56.75	-12.04	-37.04	25.00			Horizontal
6	734.9250	-37.83	-13.00	24.83	-3.36	-34.25	30.89			NA

Test Graph

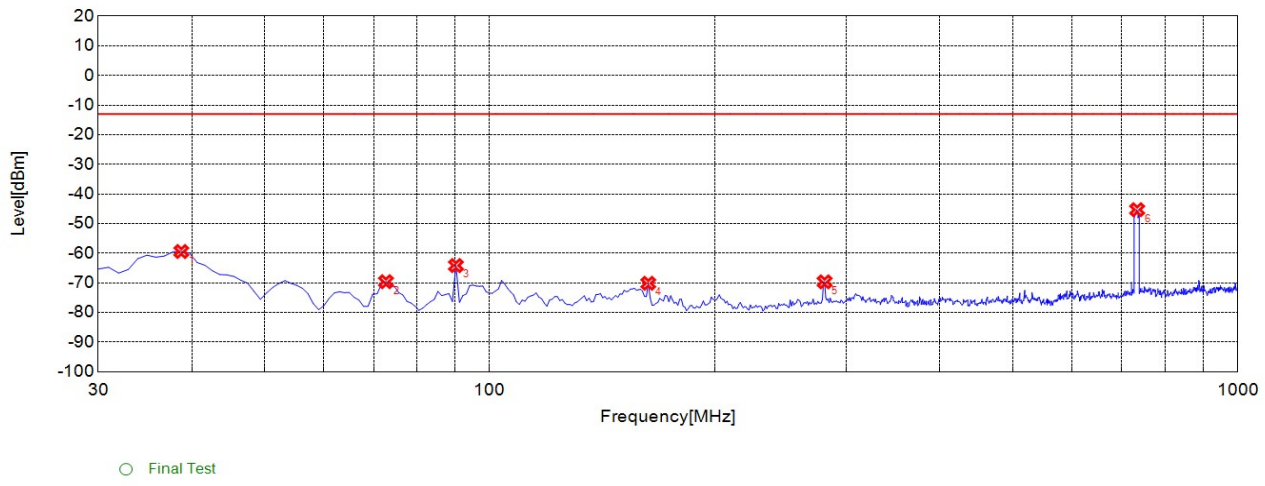

CA_4A-12A Low 4A_20M 12A_10M 1RB 30M-1G V

Suspected List

NO.	Freq. [MHz]	Level [dBm]	Limit [dBm]	Margin [dB]	Factor [dB]	Path [dB]	Air [dB]	Angle [°]	EUT Pol.	Ant. Pol.
1	38.7390	-59.43	-13.00	46.43	-16.41	-39.55	23.14			Vertical
2	72.7230	-69.62	-13.00	56.62	-18.79	-39.40	20.61			Vertical
3	90.2000	-64.17	-13.00	51.17	-16.50	-38.71	22.21			Vertical
4	163.0230	-70.16	-13.00	57.16	-17.02	-38.31	21.29			Vertical
5	280.5110	-69.67	-13.00	56.67	-12.48	-37.03	24.55			Vertical
6	733.9540	-45.31	-13.00	32.31	-3.37	-34.26	30.89			NA

Test Graph

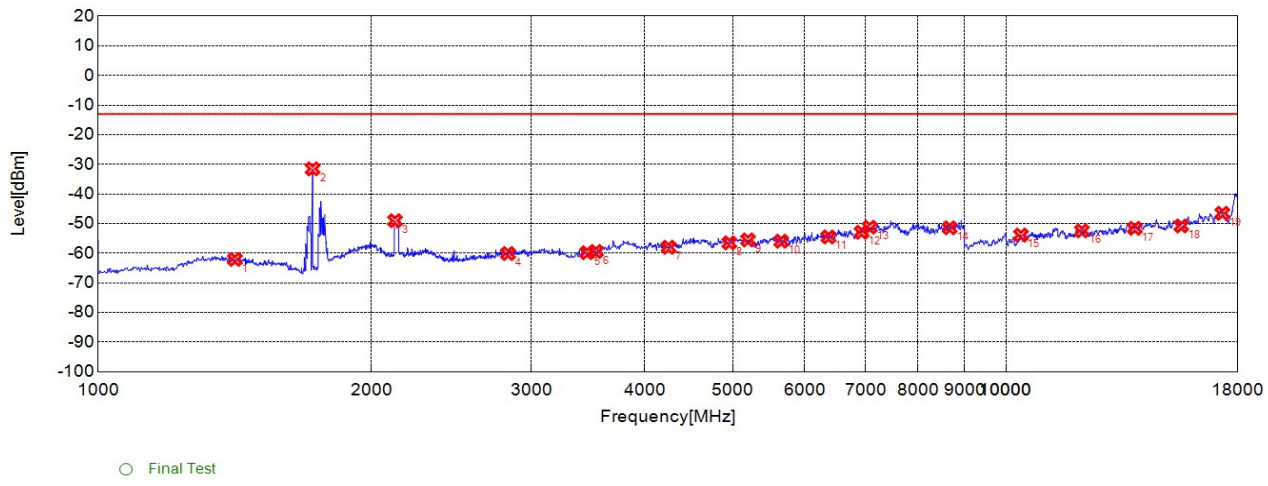

CA_4A-12A Mid 4A_20M 12A_10M 1RB 1-18G H

Suspected List

NO.	Freq. [MHz]	Level [dBm]	Limit [dBm]	Margin [dB]	Factor [dB]	Path [dB]	Air [dB]	Angle [°]	EUT Pol.	Ant. Pol.
1	1414.4140	-62.1	-13.00	49.10	-8.60	-45.37	36.77			Horizontal
2	1722.7230	-31.54	-13.00	18.54	-8.36	-46.31	37.95			NA
3	2123.1230	-49.02	-13.00	36.02	-8.19	-47.05	38.86			Horizontal
4	2827.8280	-60.1	-13.00	47.10	-9.16	-47.70	38.54			Horizontal
5	3456.4560	-59.83	-13.00	46.83	-8.79	-47.51	38.72			Horizontal
6	3534.5350	-59.42	-13.00	46.42	-8.68	-47.80	39.12			Horizontal
7	4249.2490	-57.99	-13.00	44.99	-7.12	-46.90	39.78			Horizontal
8	4957.9580	-56.51	-13.00	43.51	-3.49	-44.72	41.23			Horizontal
9	5198.1980	-55.51	-13.00	42.51	-2.01	-43.17	41.16			Horizontal
10	5654.6550	-55.94	-13.00	42.94	-1.98	-42.80	40.82			Horizontal
11	6375.3750	-54.52	-13.00	41.52	-0.06	-42.30	42.24			Horizontal
12	6933.9340	-52.93	-13.00	39.93	3.20	-40.47	43.67			Horizontal
13	7078.0780	-51.23	-13.00	38.23	4.82	-39.84	44.66			Horizontal
14	8669.6700	-51.44	-13.00	38.44	7.65	-38.83	46.48			Horizontal
15	10387.3870	-53.89	-13.00	40.89	14.75	-34.69	49.44			Horizontal
16	12126.1260	-52.45	-13.00	39.45	17.93	-31.52	49.45			Horizontal
17	13864.8650	-51.59	-13.00	38.59	21.30	-28.38	49.68			Horizontal
18	15603.6040	-50.8	-13.00	37.80	21.18	-29.12	50.30			Horizontal
19	17315.3150	-46.51	-13.00	33.51	23.88	-27.64	51.52			Horizontal

Test Graph

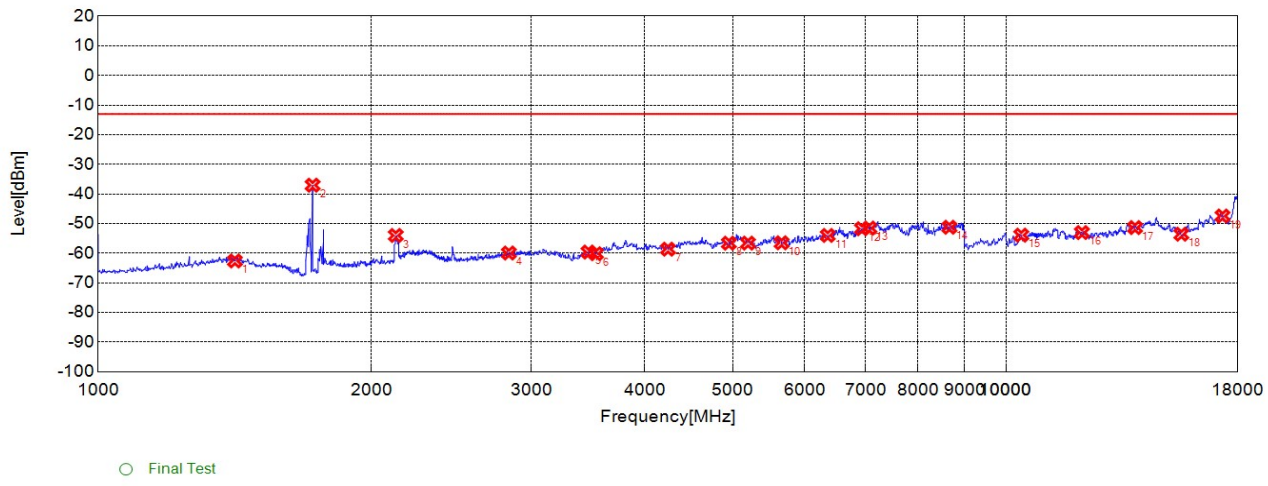

CA_4A-12A Mid 4A_20M 12A_10M 1RB 1-18G V

Suspected List

NO.	Freq. [MHz]	Level [dBm]	Limit [dBm]	Margin [dB]	Factor [dB]	Path [dB]	Air [dB]	Angle [°]	EUT Pol.	Ant. Pol.
1	1414.4140	-62.61	-13.00	49.61	-8.34	-45.37	37.03			Vertical
2	1722.7230	-37.05	-13.00	24.05	-9.34	-46.31	36.97			NA
3	2127.1270	-54.01	-13.00	41.01	-9.38	-47.00	37.62			Vertical
4	2833.8340	-59.94	-13.00	46.94	-9.41	-47.65	38.24			Vertical
5	3468.4680	-59.62	-13.00	46.62	-9.21	-47.47	38.26			Vertical
6	3534.5350	-60.17	-13.00	47.17	-9.19	-47.80	38.61			Vertical
7	4243.2430	-58.64	-13.00	45.64	-7.30	-46.83	39.53			Vertical
8	4951.9520	-56.62	-13.00	43.62	-4.15	-44.85	40.70			Vertical
9	5198.1980	-56.6	-13.00	43.60	-2.30	-43.17	40.87			Vertical
10	5660.6610	-56.49	-13.00	43.49	-2.26	-42.80	40.54			Vertical
11	6363.3630	-54	-13.00	41.00	0.05	-42.41	42.46			Vertical
12	6939.9400	-51.74	-13.00	38.74	3.23	-40.51	43.74			Vertical
13	7072.0720	-51.52	-13.00	38.52	4.77	-39.86	44.63			Vertical
14	8663.6640	-51.24	-13.00	38.24	7.53	-38.86	46.39			Vertical
15	10396.3960	-53.91	-13.00	40.91	15.17	-34.43	49.60			Vertical
16	12126.1260	-53.03	-13.00	40.03	17.25	-31.52	48.77			Vertical
17	13873.8740	-51.35	-13.00	38.35	21.41	-28.33	49.74			Vertical
18	15603.6040	-53.58	-13.00	40.58	18.49	-29.12	47.61			Vertical
19	17324.3240	-47.45	-13.00	34.45	23.06	-27.47	50.53			Vertical

Test Graph

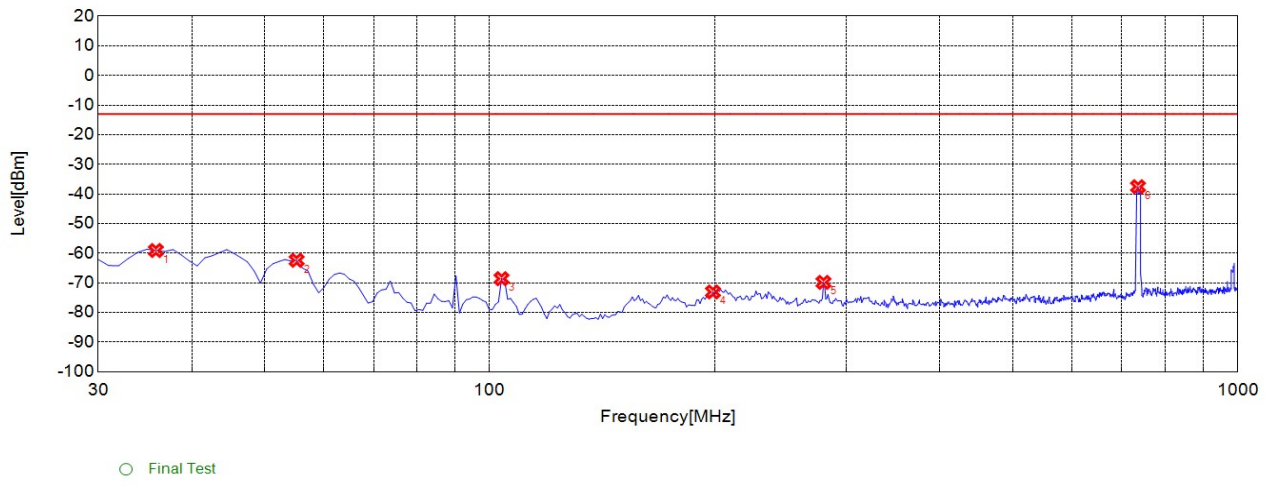

CA_4A-12A Mid 4A_20M 12A_10M 1RB 30M-1G H

Suspected List

NO.	Freq. [MHz]	Level [dBm]	Limit [dBm]	Margin [dB]	Factor [dB]	Path [dB]	Air [dB]	Angle [°]	EUT Pol.	Ant. Pol.
1	35.8260	-59.09	-13.00	46.09	-8.93	-39.57	30.64			Horizontal
2	55.2450	-62.4	-13.00	49.40	-9.07	-39.47	30.40			Horizontal
3	103.7940	-68.61	-13.00	55.61	-17.50	-38.70	21.20			Horizontal
4	198.9490	-73.08	-13.00	60.08	-14.91	-37.86	22.95			Horizontal
5	279.5400	-69.85	-13.00	56.85	-12.04	-37.04	25.00			Horizontal
6	735.8960	-37.55	-13.00	24.55	-3.34	-34.25	30.91			NA

Test Graph

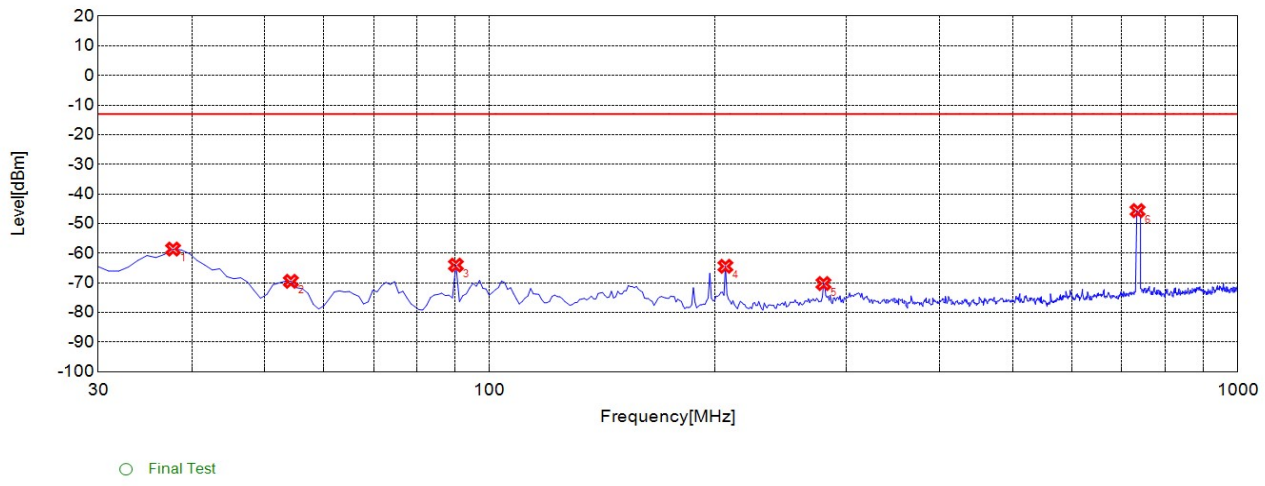

CA_4A-12A Mid 4A_20M 12A_10M 1RB 30M-1G V

Suspected List

NO.	Freq. [MHz]	Level [dBm]	Limit [dBm]	Margin [dB]	Factor [dB]	Path [dB]	Air [dB]	Angle [°]	EUT Pol.	Ant. Pol.
1	37.7680	-58.61	-13.00	45.61	-16.48	-39.56	23.08			Vertical
2	54.2740	-69.5	-13.00	56.50	-16.54	-39.47	22.93			Vertical
3	90.2000	-64.01	-13.00	51.01	-16.50	-38.71	22.21			Vertical
4	206.7170	-64.42	-13.00	51.42	-16.50	-37.66	21.16			Vertical
5	279.5400	-70.24	-13.00	57.24	-12.54	-37.04	24.50			Vertical
6	734.9250	-45.64	-13.00	32.64	-3.35	-34.25	30.90			NA

Test Graph

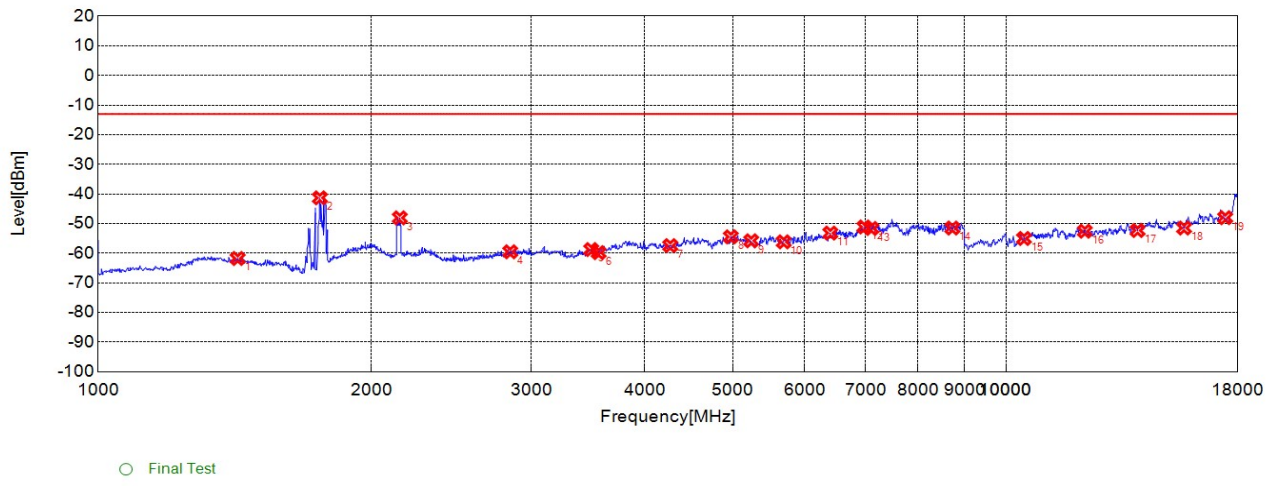

CA_4A-12A High 4A_20M 12A_10M 1RB 1-18G H

Suspected List

NO.	Freq. [MHz]	Level [dBm]	Limit [dBm]	Margin [dB]	Factor [dB]	Path [dB]	Air [dB]	Angle [°]	EUT Pol.	Ant. Pol.
1	1424.4240	-61.78	-13.00	48.78	-8.69	-45.38	36.69			Horizontal
2	1754.7550	-41.32	-13.00	28.32	-8.27	-46.27	38.00			NA
3	2149.1490	-48.07	-13.00	35.07	-7.79	-46.73	38.94			Horizontal
4	2843.8440	-59.52	-13.00	46.52	-8.98	-47.56	38.58			Horizontal
5	3492.4920	-58.78	-13.00	45.78	-8.41	-47.39	38.98			Horizontal
6	3558.5590	-59.81	-13.00	46.81	-8.63	-47.81	39.18			Horizontal
7	4267.2670	-57.45	-13.00	44.45	-6.86	-46.68	39.82			Horizontal
8	4975.9760	-54.48	-13.00	41.48	-3.04	-44.33	41.29			Horizontal
9	5240.2400	-55.81	-13.00	42.81	-2.61	-43.43	40.82			Horizontal
10	5690.6910	-56.17	-13.00	43.17	-1.92	-42.75	40.83			Horizontal
11	6405.4050	-53.21	-13.00	40.21	0.20	-42.10	42.30			Horizontal
12	6981.9820	-51.14	-13.00	38.14	3.99	-40.09	44.08			Horizontal
13	7108.1080	-51.66	-13.00	38.66	5.09	-39.73	44.82			Horizontal
14	8729.7300	-51.51	-13.00	38.51	7.67	-39.03	46.70			Horizontal
15	10468.4680	-55.03	-13.00	42.03	12.69	-36.33	49.02			Horizontal
16	12216.2160	-52.58	-13.00	39.58	18.02	-31.25	49.27			Horizontal
17	13963.9640	-52.33	-13.00	39.33	20.96	-28.56	49.52			Horizontal
18	15711.7120	-51.5	-13.00	38.50	21.16	-29.76	50.92			Horizontal
19	17441.4410	-48.01	-13.00	35.01	23.79	-27.21	51.00			Horizontal

Test Graph

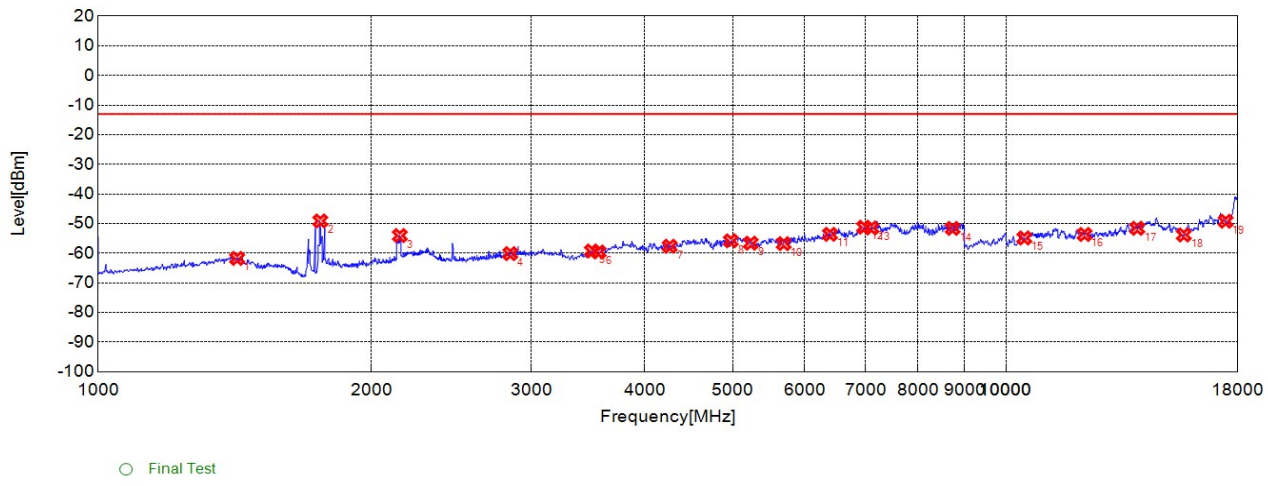

CA_4A-12A High 4A_20M 12A_10M 1RB 1-18G V

Suspected List

NO.	Freq. [MHz]	Level [dBm]	Limit [dBm]	Margin [dB]	Factor [dB]	Path [dB]	Air [dB]	Angle [°]	EUT Pol.	Ant. Pol.
1	1422.4220	-61.76	-13.00	48.76	-8.51	-45.38	36.87			Vertical
2	1756.7570	-49.12	-13.00	36.12	-9.26	-46.27	37.01			NA
3	2149.1490	-54.05	-13.00	41.05	-8.54	-46.73	38.19			Vertical
4	2843.8440	-60.14	-13.00	47.14	-9.28	-47.56	38.28			Vertical
5	3498.4980	-59.26	-13.00	46.26	-8.81	-47.37	38.56			Vertical
6	3558.5590	-59.59	-13.00	46.59	-9.17	-47.81	38.64			Vertical
7	4261.2610	-57.65	-13.00	44.65	-7.21	-46.76	39.55			Vertical
8	4975.9760	-55.82	-13.00	42.82	-3.60	-44.33	40.73			Vertical
9	5234.2340	-56.62	-13.00	43.62	-2.84	-43.39	40.55			Vertical
10	5690.6910	-56.78	-13.00	43.78	-2.11	-42.75	40.64			Vertical
11	6399.3990	-53.63	-13.00	40.63	0.55	-42.09	42.64			Vertical
12	6975.9760	-51.21	-13.00	38.21	3.71	-40.18	43.89			Vertical
13	7108.1080	-51.49	-13.00	38.49	5.20	-39.73	44.93			Vertical
14	8735.7360	-51.63	-13.00	38.63	7.37	-39.10	46.47			Vertical
15	10477.4770	-54.86	-13.00	41.86	12.55	-36.32	48.87			Vertical
16	12207.2070	-53.68	-13.00	40.68	17.43	-31.44	48.87			Vertical
17	13954.9550	-51.6	-13.00	38.60	21.06	-28.63	49.69			Vertical
18	15702.7030	-53.84	-13.00	40.84	18.54	-29.81	48.35			Vertical
19	17459.4590	-49.21	-13.00	36.21	23.01	-27.15	50.16			Vertical

Test Graph

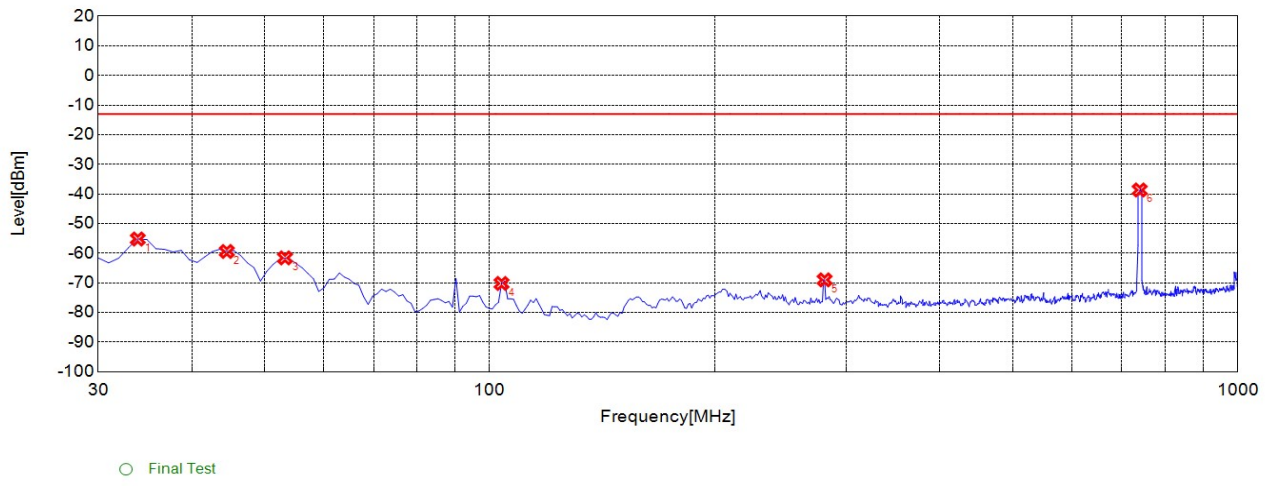

CA_4A-12A High 4A_20M 12A_10M 1RB 30M-1G H

Suspected List

NO.	Freq. [MHz]	Level [dBm]	Limit [dBm]	Margin [dB]	Factor [dB]	Path [dB]	Air [dB]	Angle [°]	EUT Pol.	Ant. Pol.
1	33.8840	-55.21	-13.00	42.21	-9.81	-39.59	29.78			Horizontal
2	44.5650	-59.42	-13.00	46.42	-7.03	-39.50	32.47			Horizontal
3	53.3030	-61.59	-13.00	48.59	-8.31	-39.47	31.16			Horizontal
4	103.7940	-70.21	-13.00	57.21	-17.50	-38.70	21.20			Horizontal
5	280.5110	-69	-13.00	56.00	-12.02	-37.03	25.01			Horizontal
6	739.7800	-38.67	-13.00	25.67	-3.25	-34.24	30.99			NA

Test Graph

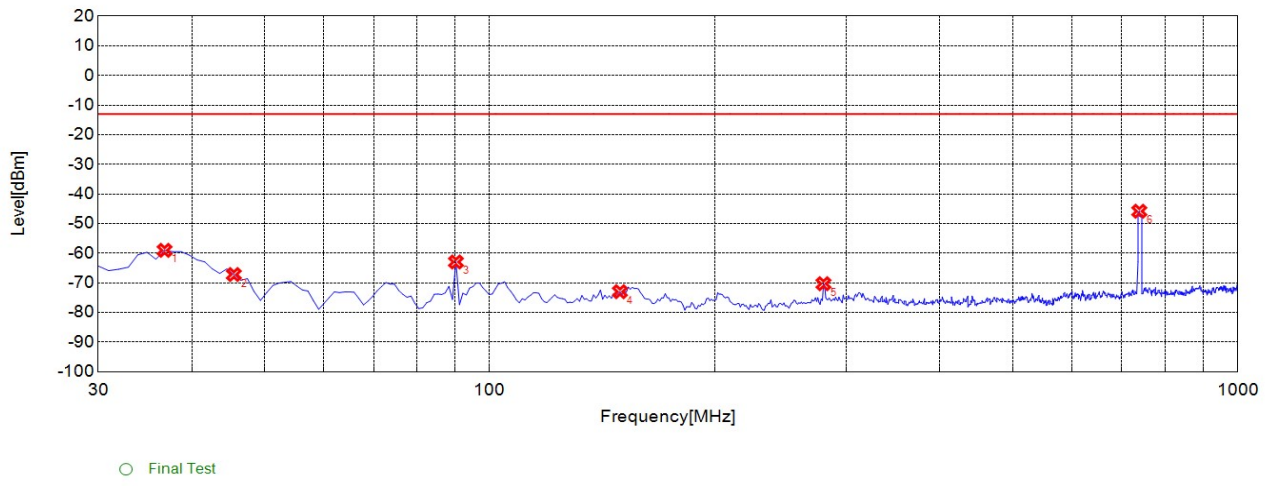

CA_4A-12A High 4A_20M 12A_10M 1RB 30M-1G V

Suspected List

NO.	Freq. [MHz]	Level [dBm]	Limit [dBm]	Margin [dB]	Factor [dB]	Path [dB]	Air [dB]	Angle [°]	EUT Pol.	Ant. Pol.
1	36.7970	-59.03	-13.00	46.03	-16.55	-39.57	23.02			Vertical
2	45.5360	-67.2	-13.00	54.20	-15.71	-39.50	23.79			Vertical
3	90.2000	-62.96	-13.00	49.96	-16.50	-38.71	22.21			Vertical
4	149.4290	-73	-13.00	60.00	-16.63	-38.66	22.03			Vertical
5	279.5400	-70.3	-13.00	57.30	-12.54	-37.04	24.50			Vertical
6	738.8090	-45.83	-13.00	32.83	-3.26	-34.24	30.98			NA

4A_13A

Test Graph

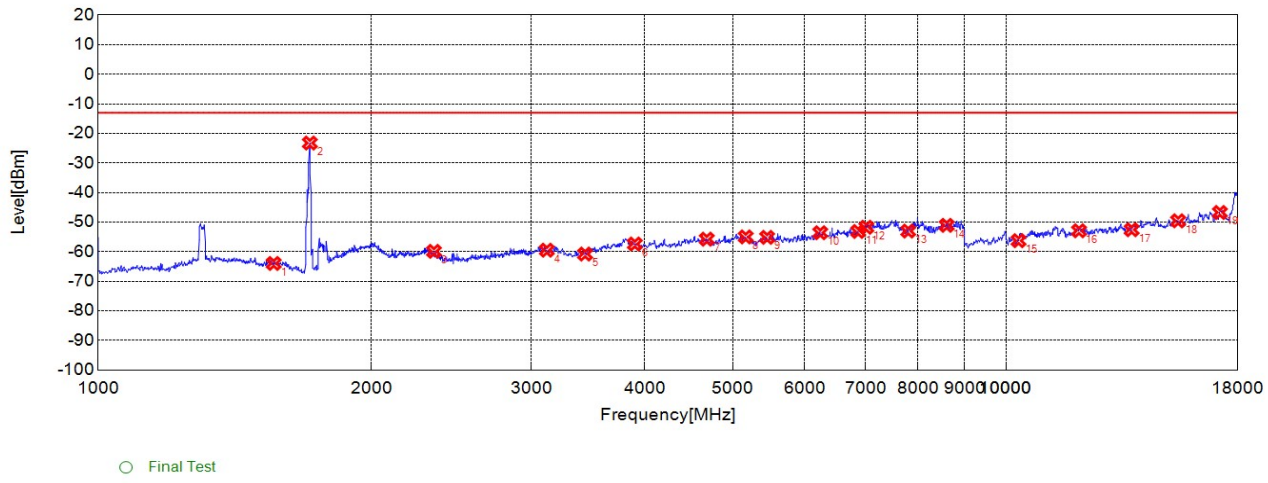

CA_4A-13A Low 4A_20M 13A_10M 1RB 1-18G H

Suspected List

NO.	Freq. [MHz]	Level [dBm]	Limit [dBm]	Margin [dB]	Factor [dB]	Path [dB]	Air [dB]	Angle [°]	EUT Pol.	Ant. Pol.
1	1560.5610	-63.98	-13.00	50.98	-9.29	-45.71	36.42			Horizontal
2	1710.7110	-23.26	-13.00	10.26	-8.41	-46.34	37.93			NA
3	2343.3430	-59.89	-13.00	46.89	-8.10	-46.52	38.42			Horizontal
4	3120.1200	-59.49	-13.00	46.49	-8.36	-47.39	39.03			Horizontal
5	3438.4380	-60.8	-13.00	47.80	-8.93	-47.52	38.59			Horizontal
6	3900.9010	-57.41	-13.00	44.41	-6.91	-46.73	39.82			Horizontal
7	4681.6820	-55.77	-13.00	42.77	-4.05	-44.84	40.79			Horizontal
8	5168.1680	-55.01	-13.00	42.01	-2.30	-43.58	41.28			Horizontal
9	5456.4560	-55.15	-13.00	42.15	-2.16	-42.95	40.79			Horizontal
10	6243.2430	-53.59	-13.00	40.59	-0.04	-41.89	41.85			Horizontal
11	6873.8740	-53.16	-13.00	40.16	2.57	-40.68	43.25			Horizontal
12	7018.0180	-51.75	-13.00	38.75	4.47	-39.86	44.33			Horizontal
13	7804.8050	-53.03	-13.00	40.03	6.42	-38.20	44.62			Horizontal
14	8603.6040	-51.09	-13.00	38.09	7.64	-38.55	46.19			Horizontal
15	10324.3240	-56.28	-13.00	43.28	12.74	-36.16	48.90			Horizontal
16	12036.0360	-52.93	-13.00	39.93	18.12	-31.27	49.39			Horizontal
17	13756.7570	-52.57	-13.00	39.57	20.71	-29.00	49.71			Horizontal
18	15477.4770	-49.56	-13.00	36.56	22.00	-28.86	50.86			Horizontal
19	17207.2070	-46.74	-13.00	33.74	24.56	-27.14	51.70			Horizontal

Test Graph

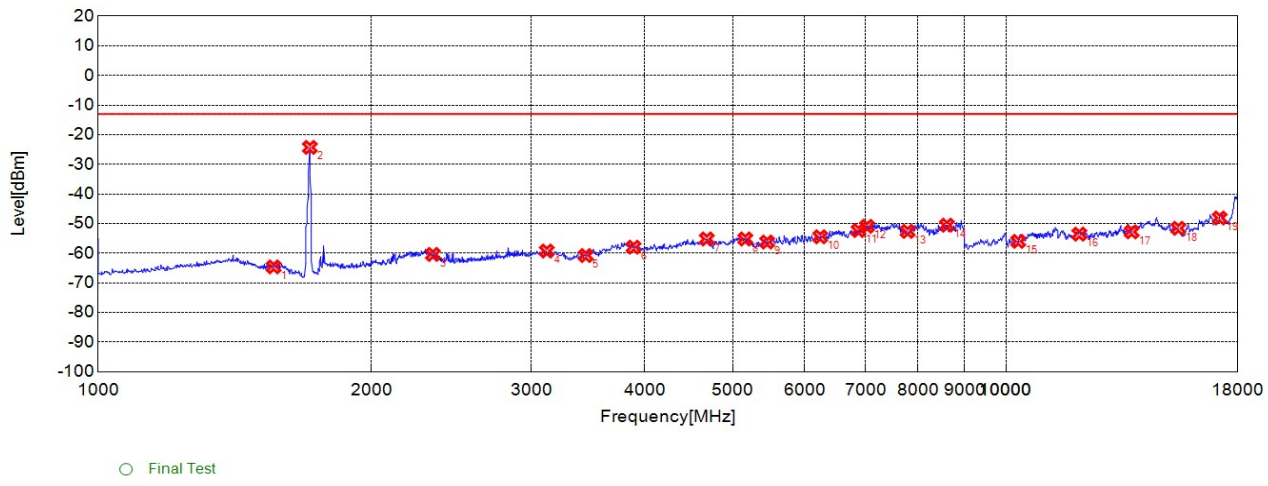

CA_4A-13A Low 4A_20M 13A_10M 1RB 1-18G V

Suspected List

NO.	Freq. [MHz]	Level [dBm]	Limit [dBm]	Margin [dB]	Factor [dB]	Path [dB]	Air [dB]	Angle [°]	EUT Pol.	Ant. Pol.
1	1560.5610	-64.61	-13.00	51.61	-10.04	-45.71	35.67			Vertical
2	1710.7110	-24.3	-13.00	11.30	-9.39	-46.34	36.95			NA
3	2337.3370	-60.41	-13.00	47.41	-8.18	-46.49	38.31			Vertical
4	3120.1200	-59.27	-13.00	46.27	-8.80	-47.39	38.59			Vertical
5	3444.4440	-60.79	-13.00	47.79	-9.50	-47.53	38.03			Vertical
6	3888.8890	-57.96	-13.00	44.96	-7.47	-46.80	39.33			Vertical
7	4681.6820	-55.2	-13.00	42.20	-4.27	-44.84	40.57			Vertical
8	5162.1620	-55.19	-13.00	42.19	-2.48	-43.66	41.18			Vertical
9	5456.4560	-56.23	-13.00	43.23	-2.47	-42.95	40.48			Vertical
10	6243.2430	-54.46	-13.00	41.46	-0.23	-41.89	41.66			Vertical
11	6879.8800	-52.34	-13.00	39.34	2.90	-40.59	43.49			Vertical
12	7030.0300	-50.93	-13.00	37.93	4.38	-39.88	44.26			Vertical
13	7792.7930	-52.63	-13.00	39.63	6.29	-38.21	44.50			Vertical
14	8609.6100	-50.55	-13.00	37.55	7.47	-38.60	46.07			Vertical
15	10315.3150	-56.01	-13.00	43.01	12.44	-36.29	48.73			Vertical
16	12045.0450	-53.56	-13.00	40.56	17.61	-31.25	48.86			Vertical
17	13756.7570	-52.79	-13.00	39.79	20.56	-29.00	49.56			Vertical
18	15486.4860	-51.6	-13.00	38.60	19.88	-28.88	48.76			Vertical
19	17198.1980	-48.12	-13.00	35.12	23.64	-27.23	50.87			Vertical

Test Graph

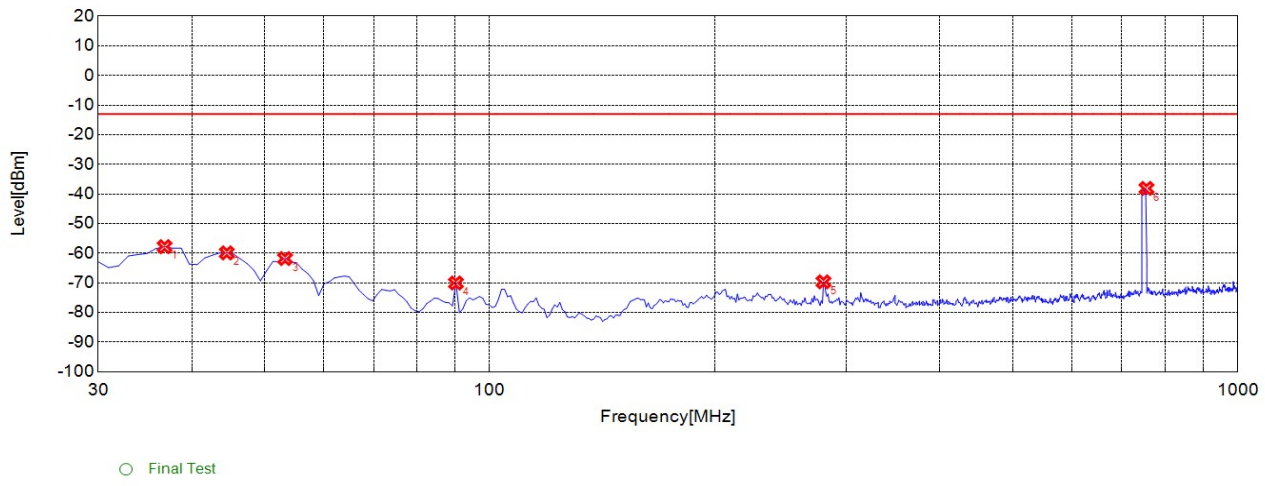

CA_4A-13A Low 4A_20M 13A_10M 1RB 30M-1G H

Suspected List

NO.	Freq. [MHz]	Level [dBm]	Limit [dBm]	Margin [dB]	Factor [dB]	Path [dB]	Air [dB]	Angle [°]	EUT Pol.	Ant. Pol.
1	36.7970	-57.8	-13.00	44.80	-8.51	-39.57	31.06			Horizontal
2	44.5650	-59.9	-13.00	46.90	-7.03	-39.50	32.47			Horizontal
3	53.3030	-61.8	-13.00	48.80	-8.31	-39.47	31.16			Horizontal
4	90.2000	-70.07	-13.00	57.07	-18.92	-38.71	19.79			Horizontal
5	279.5400	-69.67	-13.00	56.67	-12.04	-37.04	25.00			Horizontal
6	755.3150	-38.14	-13.00	25.14	-2.72	-34.20	31.48			NA

Test Graph

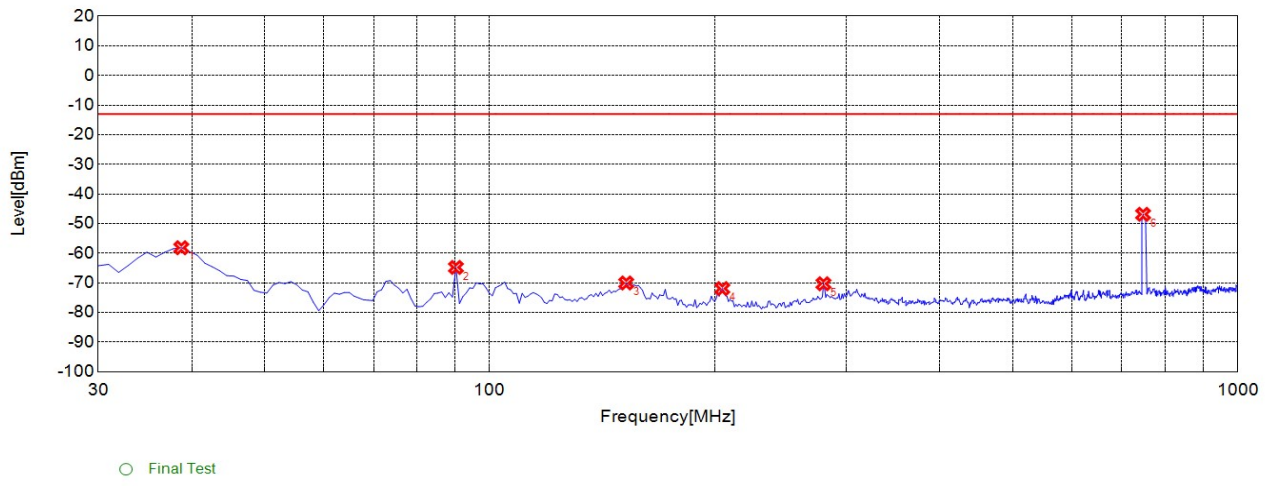

CA_4A-13A Low 4A_20M 13A_10M 1RB 30M-1G V

Suspected List

NO.	Freq. [MHz]	Level [dBm]	Limit [dBm]	Margin [dB]	Factor [dB]	Path [dB]	Air [dB]	Angle [°]	EUT Pol.	Ant. Pol.
1	38.7390	-58.16	-13.00	45.16	-16.41	-39.55	23.14			Vertical
2	90.2000	-64.8	-13.00	51.80	-16.50	-38.71	22.21			Vertical
3	152.3420	-70.06	-13.00	57.06	-16.78	-38.60	21.82			Vertical
4	204.7750	-71.95	-13.00	58.95	-16.40	-37.71	21.31			Vertical
5	279.5400	-70.32	-13.00	57.32	-12.54	-37.04	24.50			Vertical
6	747.5480	-46.87	-13.00	33.87	-2.78	-34.21	31.43			NA

Test Graph

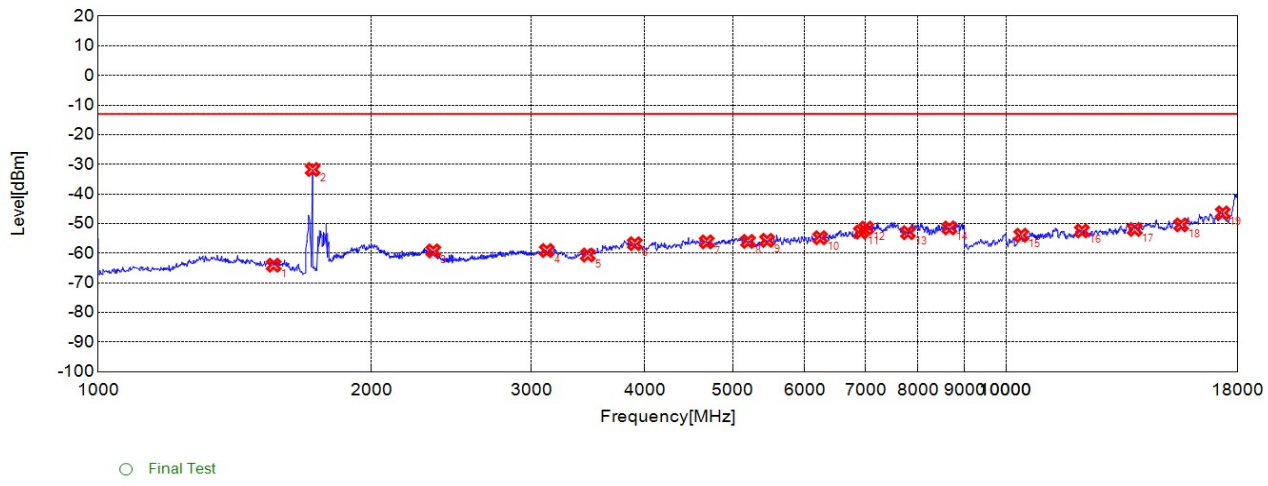

CA_4A-13A Mid 4A_20M 13A_10M 1RB 1-18G H

Suspected List

NO.	Freq. [MHz]	Level [dBm]	Limit [dBm]	Margin [dB]	Factor [dB]	Path [dB]	Air [dB]	Angle [°]	EUT Pol.	Ant. Pol.
1	1560.5610	-64.05	-13.00	51.05	-9.29	-45.71	36.42			Horizontal
2	1722.7230	-31.74	-13.00	18.74	-8.36	-46.31	37.95			NA
3	2339.3390	-59.22	-13.00	46.22	-8.00	-46.50	38.50			Horizontal
4	3120.1200	-59.1	-13.00	46.10	-8.36	-47.39	39.03			Horizontal
5	3462.4620	-60.62	-13.00	47.62	-8.73	-47.49	38.76			Horizontal
6	3900.9010	-56.81	-13.00	43.81	-6.91	-46.73	39.82			Horizontal
7	4681.6820	-56.19	-13.00	43.19	-4.05	-44.84	40.79			Horizontal
8	5198.1980	-56.02	-13.00	43.02	-2.01	-43.17	41.16			Horizontal
9	5456.4560	-55.65	-13.00	42.65	-2.16	-42.95	40.79			Horizontal
10	6243.2430	-54.78	-13.00	41.78	-0.04	-41.89	41.85			Horizontal
11	6921.9220	-52.88	-13.00	39.88	3.16	-40.41	43.57			Horizontal
12	7018.0180	-51.53	-13.00	38.53	4.47	-39.86	44.33			Horizontal
13	7798.7990	-53.07	-13.00	40.07	6.33	-38.26	44.59			Horizontal
14	8663.6640	-51.48	-13.00	38.48	7.60	-38.86	46.46			Horizontal
15	10396.3960	-53.96	-13.00	40.96	15.09	-34.43	49.52			Horizontal
16	12126.1260	-52.47	-13.00	39.47	17.93	-31.52	49.45			Horizontal
17	13864.8650	-51.98	-13.00	38.98	21.30	-28.38	49.68			Horizontal
18	15594.5950	-50.44	-13.00	37.44	21.21	-29.10	50.31			Horizontal
19	17333.3330	-46.41	-13.00	33.41	24.10	-27.30	51.40			Horizontal

Test Graph

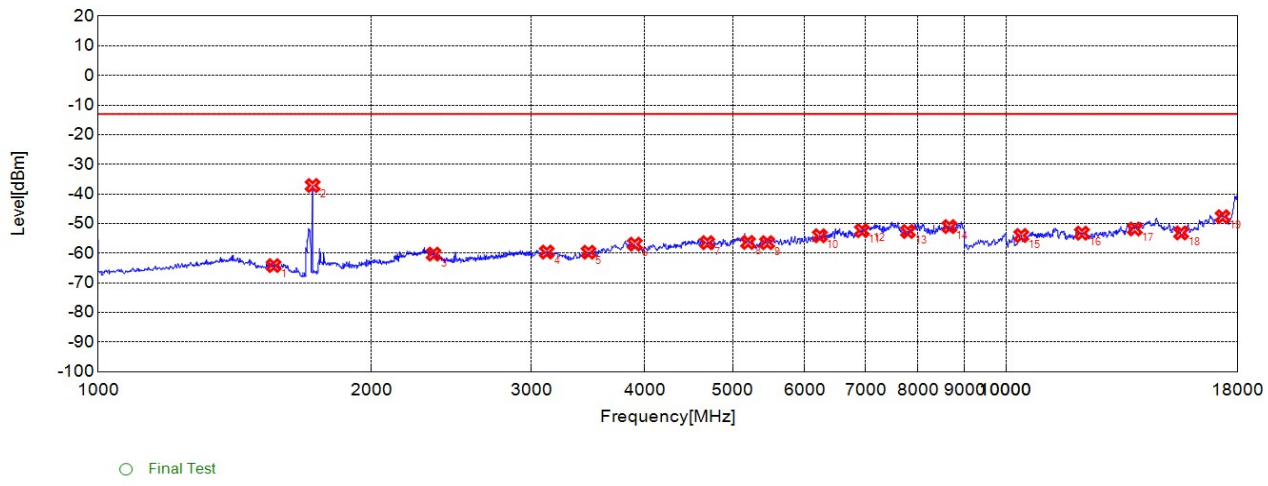

CA_4A-13A Mid 4A_20M 13A_10M 1RB 1-18G V

Suspected List

NO.	Freq. [MHz]	Level [dBm]	Limit [dBm]	Margin [dB]	Factor [dB]	Path [dB]	Air [dB]	Angle [°]	EUT Pol.	Ant. Pol.
1	1560.5610	-64.18	-13.00	51.18	-10.04	-45.71	35.67			Vertical
2	1722.7230	-37.16	-13.00	24.16	-9.34	-46.31	36.97			NA
3	2341.3410	-60.31	-13.00	47.31	-8.27	-46.51	38.24			Vertical
4	3120.1200	-59.62	-13.00	46.62	-8.80	-47.39	38.59			Vertical
5	3468.4680	-59.66	-13.00	46.66	-9.21	-47.47	38.26			Vertical
6	3900.9010	-56.95	-13.00	43.95	-7.37	-46.73	39.36			Vertical
7	4687.6880	-56.44	-13.00	43.44	-4.19	-44.80	40.61			Vertical
8	5198.1980	-56.37	-13.00	43.37	-2.30	-43.17	40.87			Vertical
9	5456.4560	-56.44	-13.00	43.44	-2.47	-42.95	40.48			Vertical
10	6237.2370	-54.13	-13.00	41.13	-0.34	-41.95	41.61			Vertical
11	6939.9400	-52.37	-13.00	39.37	3.23	-40.51	43.74			Vertical
12	7012.0120	-51.63	-13.00	38.63	4.26	-39.84	44.10			Vertical
13	7798.7990	-52.67	-13.00	39.67	6.21	-38.26	44.47			Vertical
14	8663.6640	-51.02	-13.00	38.02	7.53	-38.86	46.39			Vertical
15	10396.3960	-54.03	-13.00	41.03	15.17	-34.43	49.60			Vertical
16	12126.1260	-53.23	-13.00	40.23	17.25	-31.52	48.77			Vertical
17	13864.8650	-51.83	-13.00	38.83	21.33	-28.38	49.71			Vertical
18	15594.5950	-53.15	-13.00	40.15	18.54	-29.10	47.64			Vertical
19	17324.3240	-47.69	-13.00	34.69	23.06	-27.47	50.53			Vertical

Test Graph

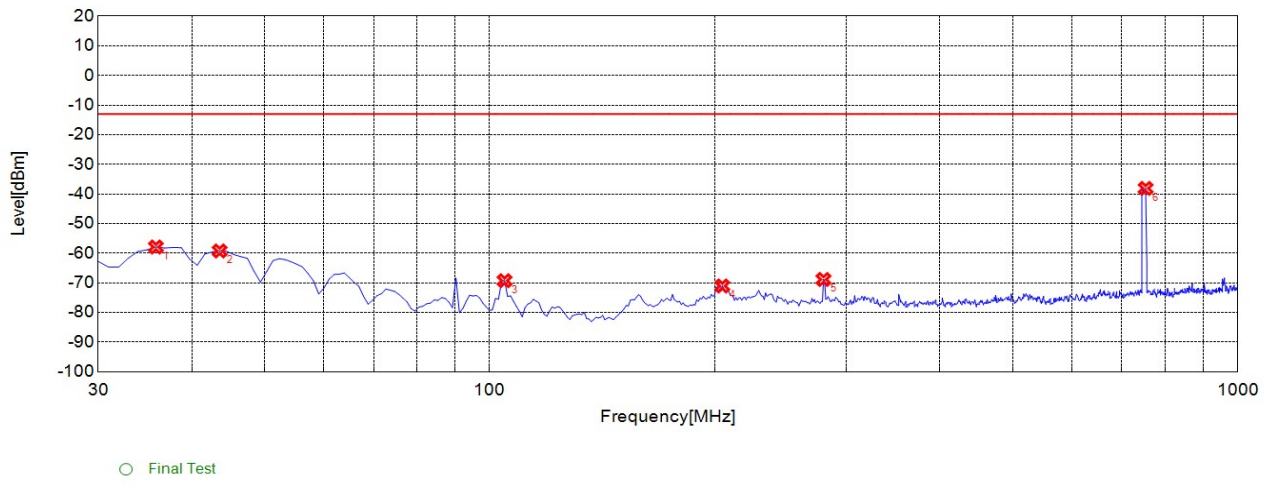

CA_4A-13A Mid 4A_20M 13A_10M 1RB 30M-1G H

Suspected List

NO.	Freq. [MHz]	Level [dBm]	Limit [dBm]	Margin [dB]	Factor [dB]	Path [dB]	Air [dB]	Angle [°]	EUT Pol.	Ant. Pol.
1	35.8260	-57.91	-13.00	44.91	-8.93	-39.57	30.64			Horizontal
2	43.5940	-59.24	-13.00	46.24	-7.04	-39.51	32.47			Horizontal
3	104.7650	-69.28	-13.00	56.28	-17.53	-38.70	21.17			Horizontal
4	204.7750	-71.06	-13.00	58.06	-14.51	-37.71	23.20			Horizontal
5	279.5400	-68.86	-13.00	55.86	-12.04	-37.04	25.00			Horizontal
6	753.3730	-38.12	-13.00	25.12	-2.83	-34.20	31.37			NA

Test Graph

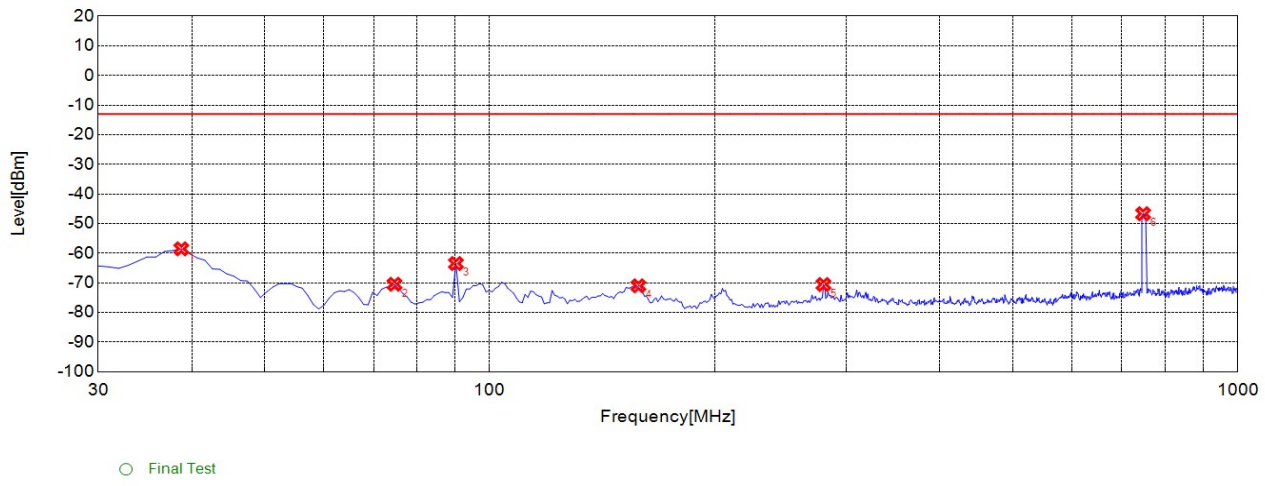

CA_4A-13A Mid 4A_20M 13A_10M 1RB 30M-1G V

Suspected List

NO.	Freq. [MHz]	Level [dBm]	Limit [dBm]	Margin [dB]	Factor [dB]	Path [dB]	Air [dB]	Angle [°]	EUT Pol.	Ant. Pol.
1	38.7390	-58.53	-13.00	45.53	-16.41	-39.55	23.14			Vertical
2	74.6650	-70.48	-13.00	57.48	-19.20	-39.32	20.12			Vertical
3	90.2000	-63.49	-13.00	50.49	-16.50	-38.71	22.21			Vertical
4	158.1680	-71.02	-13.00	58.02	-16.92	-38.44	21.52			Vertical
5	279.5400	-70.57	-13.00	57.57	-12.54	-37.04	24.50			Vertical
6	747.5480	-46.69	-13.00	33.69	-2.78	-34.21	31.43			NA

Test Graph

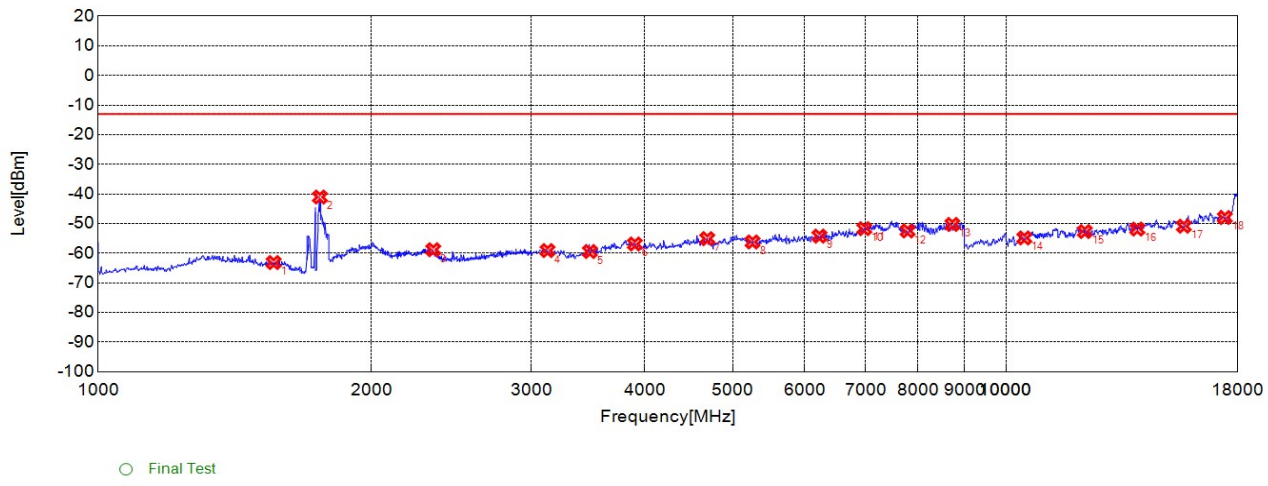

CA_4A-13A High 4A_20M 13A_10M 1RB 1-18G H

Suspected List

NO.	Freq. [MHz]	Level [dBm]	Limit [dBm]	Margin [dB]	Factor [dB]	Path [dB]	Air [dB]	Angle [°]	EUT Pol.	Ant. Pol.
1	1560.5610	-63.16	-13.00	50.16	-9.29	-45.71	36.42			Horizontal
2	1754.7550	-41.05	-13.00	28.05	-8.27	-46.27	38.00			NA
3	2339.3390	-58.83	-13.00	45.83	-8.00	-46.50	38.50			Horizontal
4	3126.1260	-59.11	-13.00	46.11	-8.43	-47.48	39.05			Horizontal
5	3480.4800	-59.43	-13.00	46.43	-8.54	-47.43	38.89			Horizontal
6	3900.9010	-56.89	-13.00	43.89	-6.91	-46.73	39.82			Horizontal
7	4687.6880	-55.09	-13.00	42.09	-3.98	-44.80	40.82			Horizontal
8	5258.2580	-56.21	-13.00	43.21	-2.80	-43.48	40.68			Horizontal
9	6231.2310	-54.24	-13.00	41.24	-0.24	-42.01	41.77			Horizontal
10	6981.9820	-51.72	-13.00	38.72	3.99	-40.09	44.08			Horizontal
11	7018.0180	-51.43	-13.00	38.43	4.47	-39.86	44.33			Horizontal
12	7792.7930	-52.49	-13.00	39.49	6.40	-38.21	44.61			Horizontal
13	8729.7300	-50.29	-13.00	37.29	7.67	-39.03	46.70			Horizontal
14	10477.4770	-54.85	-13.00	41.85	12.63	-36.32	48.95			Horizontal
15	12216.2160	-52.69	-13.00	39.69	18.02	-31.25	49.27			Horizontal
16	13954.9550	-51.85	-13.00	38.85	20.92	-28.63	49.55			Horizontal
17	15702.7030	-50.89	-13.00	37.89	21.14	-29.81	50.95			Horizontal
18	17423.4230	-47.96	-13.00	34.96	23.54	-27.44	50.98			Horizontal

Test Graph

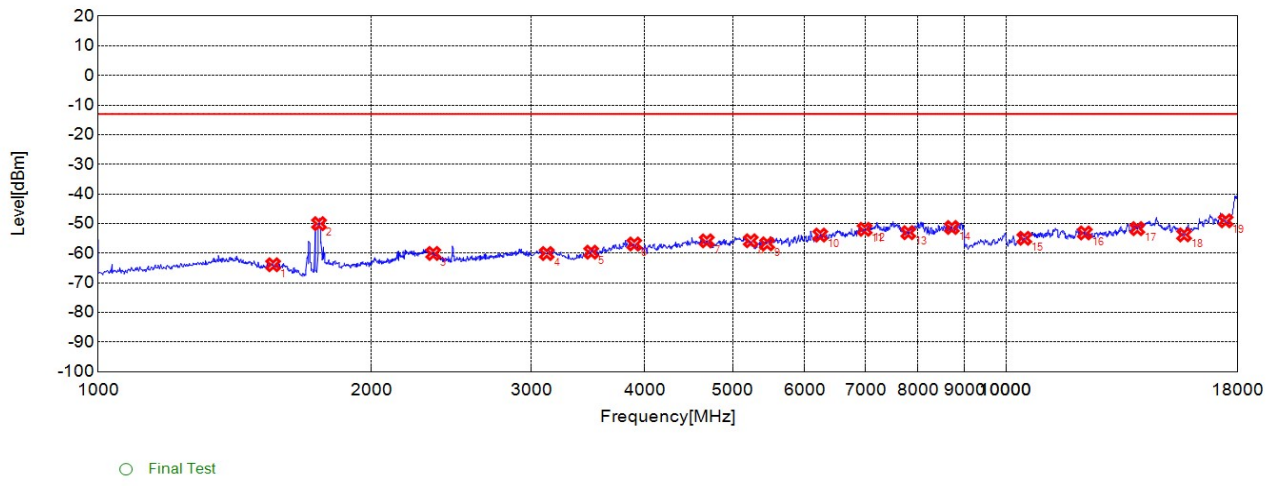

CA_4A-13A High 4A_20M 13A_10M 1RB 1-18G V

Suspected List

NO.	Freq. [MHz]	Level [dBm]	Limit [dBm]	Margin [dB]	Factor [dB]	Path [dB]	Air [dB]	Angle [°]	EUT Pol.	Ant. Pol.
1	1558.5590	-63.9	-13.00	50.90	-10.04	-45.70	35.66			Vertical
2	1750.7510	-50.04	-13.00	37.04	-9.25	-46.26	37.01			NA
3	2339.3390	-60.08	-13.00	47.08	-8.23	-46.50	38.27			Vertical
4	3120.1200	-60.11	-13.00	47.11	-8.80	-47.39	38.59			Vertical
5	3492.4920	-59.65	-13.00	46.65	-8.89	-47.39	38.50			Vertical
6	3894.8950	-56.9	-13.00	43.90	-7.42	-46.76	39.34			Vertical
7	4681.6820	-55.84	-13.00	42.84	-4.27	-44.84	40.57			Vertical
8	5234.2340	-55.8	-13.00	42.80	-2.84	-43.39	40.55			Vertical
9	5456.4560	-56.85	-13.00	43.85	-2.47	-42.95	40.48			Vertical
10	6243.2430	-53.88	-13.00	40.88	-0.23	-41.89	41.66			Vertical
11	6987.9880	-51.93	-13.00	38.93	3.94	-40.00	43.94			Vertical
12	7018.0180	-51.71	-13.00	38.71	4.29	-39.86	44.15			Vertical
13	7804.8050	-53.08	-13.00	40.08	6.30	-38.20	44.50			Vertical
14	8717.7180	-51.32	-13.00	38.32	7.65	-38.89	46.54			Vertical
15	10477.4770	-54.96	-13.00	41.96	12.55	-36.32	48.87			Vertical
16	12216.2160	-53.16	-13.00	40.16	17.60	-31.25	48.85			Vertical
17	13954.9550	-51.71	-13.00	38.71	21.06	-28.63	49.69			Vertical
18	15711.7120	-53.82	-13.00	40.82	18.55	-29.76	48.31			Vertical
19	17459.4590	-49.06	-13.00	36.06	23.01	-27.15	50.16			Vertical

Test Graph

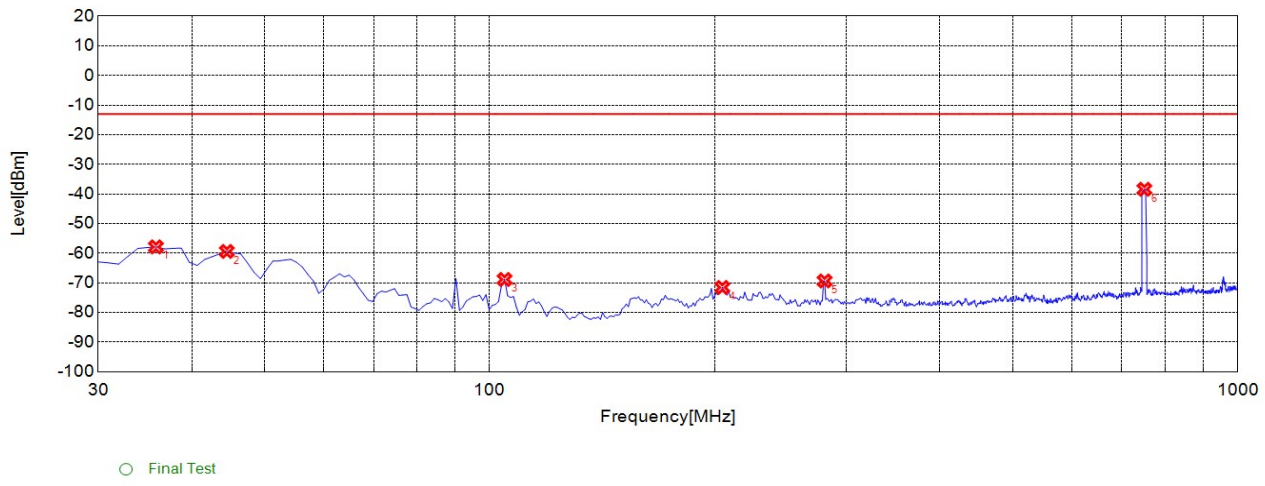

CA_4A-13A High 4A_20M 13A_10M 1RB 30M-1G H

Suspected List

NO.	Freq. [MHz]	Level [dBm]	Limit [dBm]	Margin [dB]	Factor [dB]	Path [dB]	Air [dB]	Angle [°]	EUT Pol.	Ant. Pol.
1	35.8260	-57.88	-13.00	44.88	-8.93	-39.57	30.64			Horizontal
2	44.5650	-59.4	-13.00	46.40	-7.03	-39.50	32.47			Horizontal
3	104.7650	-68.87	-13.00	55.87	-17.53	-38.70	21.17			Horizontal
4	204.7750	-71.56	-13.00	58.56	-14.51	-37.71	23.20			Horizontal
5	280.5110	-69.37	-13.00	56.37	-12.02	-37.03	25.01			Horizontal
6	750.4600	-38.43	-13.00	25.43	-2.99	-34.20	31.21			NA

Test Graph

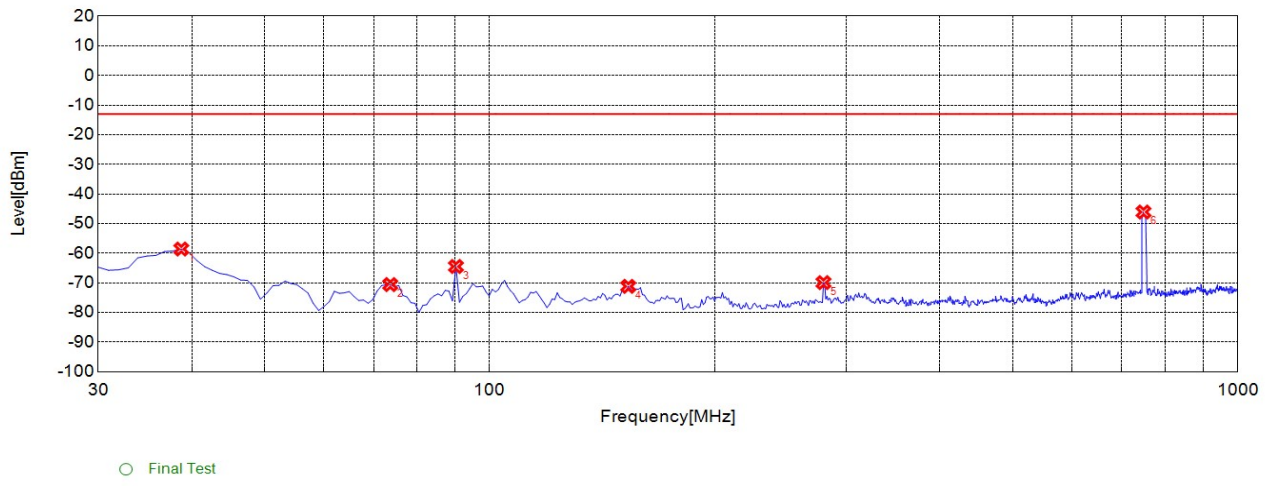

CA_4A-13A High 4A_20M 13A_10M 1RB 30M-1G V

Suspected List

NO.	Freq. [MHz]	Level [dBm]	Limit [dBm]	Margin [dB]	Factor [dB]	Path [dB]	Air [dB]	Angle [°]	EUT Pol.	Ant. Pol.
1	38.7390	-58.6	-13.00	45.60	-16.41	-39.55	23.14			Vertical
2	73.6940	-70.6	-13.00	57.60	-18.99	-39.36	20.37			Vertical
3	90.2000	-64.49	-13.00	51.49	-16.50	-38.71	22.21			Vertical
4	153.3130	-71.19	-13.00	58.19	-16.80	-38.57	21.77			Vertical
5	279.5400	-69.93	-13.00	56.93	-12.54	-37.04	24.50			Vertical
6	748.5190	-46.1	-13.00	33.10	-2.72	-34.21	31.49			NA

5A_66A

Test Graph

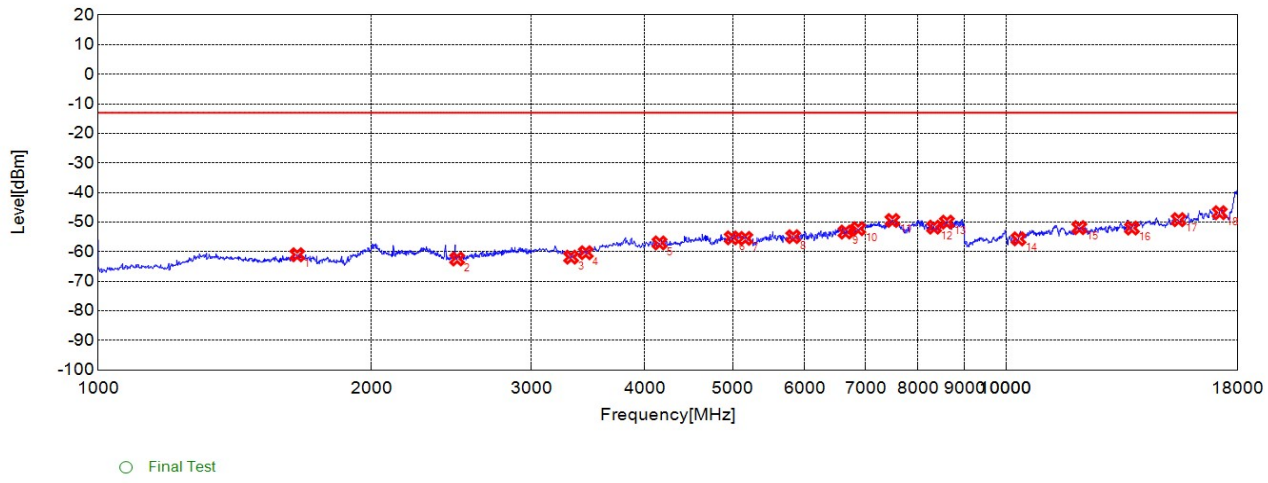

CA_5A-66A Low 5A_10M 66A_20M 1RB 1-18G H

Suspected List

NO.	Freq. [MHz]	Level [dBm]	Limit [dBm]	Margin [dB]	Factor [dB]	Path [dB]	Air [dB]	Angle [°]	EUT Pol.	Ant. Pol.
1	1656.6570	-61.04	-13.00	48.04	-8.89	-46.26	37.37			Horizontal
2	2485.4850	-62.45	-13.00	49.45	-10.41	-47.17	36.76			Horizontal
3	3318.3180	-61.85	-13.00	48.85	-10.01	-48.05	38.04			Horizontal
4	3444.4440	-60.35	-13.00	47.35	-8.90	-47.53	38.63			Horizontal
5	4153.1530	-57.04	-13.00	44.04	-7.28	-47.08	39.80			Horizontal
6	4987.9880	-55.33	-13.00	42.33	-2.75	-44.07	41.32			Horizontal
7	5162.1620	-55.5	-13.00	42.50	-2.36	-43.66	41.30			Horizontal
8	5828.8290	-54.92	-13.00	41.92	-1.15	-42.53	41.38			Horizontal
9	6657.6580	-53.37	-13.00	40.37	1.28	-41.85	43.13			Horizontal
10	6873.8740	-52.23	-13.00	39.23	2.57	-40.68	43.25			Horizontal
11	7498.4980	-49.45	-13.00	36.45	8.10	-38.10	46.20			Horizontal
12	8333.3330	-51.71	-13.00	38.71	6.70	-38.24	44.94			Horizontal
13	8609.6100	-50.03	-13.00	37.03	7.61	-38.60	46.21			Horizontal
14	10324.3240	-55.67	-13.00	42.67	12.74	-36.16	48.90			Horizontal
15	12045.0450	-51.88	-13.00	38.88	18.16	-31.25	49.41			Horizontal
16	13765.7660	-52.02	-13.00	39.02	21.00	-28.67	49.67			Horizontal
17	15495.4950	-49.18	-13.00	36.18	21.98	-28.90	50.88			Horizontal
18	17198.1980	-46.82	-13.00	33.82	24.47	-27.23	51.70			Horizontal

Test Graph

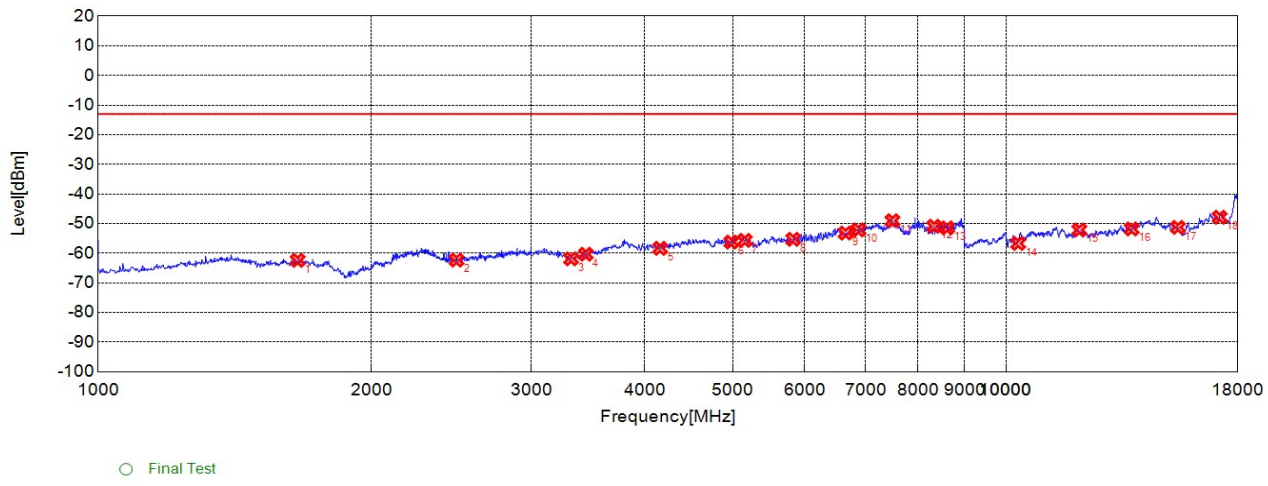

CA_5A-66A Low 5A_10M 66A_20M 1RB 1-18G V

Suspected List

NO.	Freq. [MHz]	Level [dBm]	Limit [dBm]	Margin [dB]	Factor [dB]	Path [dB]	Air [dB]	Angle [°]	EUT Pol.	Ant. Pol.
1	1658.6590	-62.41	-13.00	49.41	-9.76	-46.26	36.50			Vertical
2	2481.4810	-62.32	-13.00	49.32	-10.54	-47.19	36.65			Vertical
3	3318.3180	-61.9	-13.00	48.90	-10.56	-48.05	37.49			Vertical
4	3444.4440	-60.34	-13.00	47.34	-9.50	-47.53	38.03			Vertical
5	4159.1590	-58.34	-13.00	45.34	-7.48	-46.98	39.50			Vertical
6	4981.9820	-56.24	-13.00	43.24	-3.46	-44.20	40.74			Vertical
7	5156.1560	-55.68	-13.00	42.68	-2.50	-43.74	41.24			Vertical
8	5828.8290	-55.31	-13.00	42.31	-1.51	-42.53	41.02			Vertical
9	6657.6580	-53.21	-13.00	40.21	1.34	-41.85	43.19			Vertical
10	6879.8800	-52.14	-13.00	39.14	2.90	-40.59	43.49			Vertical
11	7498.4980	-49.05	-13.00	36.05	7.68	-38.10	45.78			Vertical
12	8333.3330	-50.9	-13.00	37.90	6.51	-38.24	44.75			Vertical
13	8615.6160	-51.47	-13.00	38.47	7.46	-38.64	46.10			Vertical
14	10315.3150	-56.71	-13.00	43.71	12.44	-36.29	48.73			Vertical
15	12045.0450	-52.18	-13.00	39.18	17.61	-31.25	48.86			Vertical
16	13756.7570	-51.8	-13.00	38.80	20.56	-29.00	49.56			Vertical
17	15468.4680	-51.29	-13.00	38.29	19.93	-28.83	48.76			Vertical
18	17198.1980	-47.88	-13.00	34.88	23.64	-27.23	50.87			Vertical

Test Graph

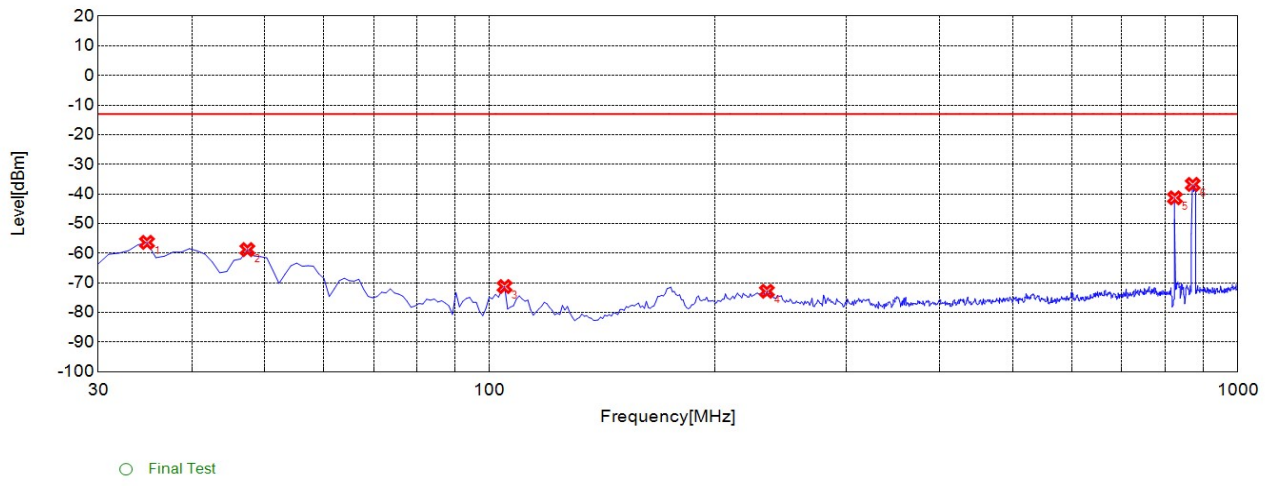

CA_5A-66A Low 5A_10M 66A_20M 1RB 30M-1G H

Suspected List

NO.	Freq. [MHz]	Level [dBm]	Limit [dBm]	Margin [dB]	Factor [dB]	Path [dB]	Air [dB]	Angle [°]	EUT Pol.	Ant. Pol.
1	34.8550	-56.36	-13.00	43.36	-9.37	-39.58	30.21			Horizontal
2	47.4770	-58.79	-13.00	45.79	-7.02	-39.48	32.46			Horizontal
3	104.7650	-71.26	-13.00	58.26	-17.53	-38.70	21.17			Horizontal
4	234.8750	-72.84	-13.00	59.84	-10.85	-37.57	26.72			Horizontal
5	824.2540	-41.32	-13.00	28.32	-3.01	-34.17	31.16			NA
6	870.8610	-36.78	-13.00	23.78	-2.19	-34.04	31.85			NA

Test Graph

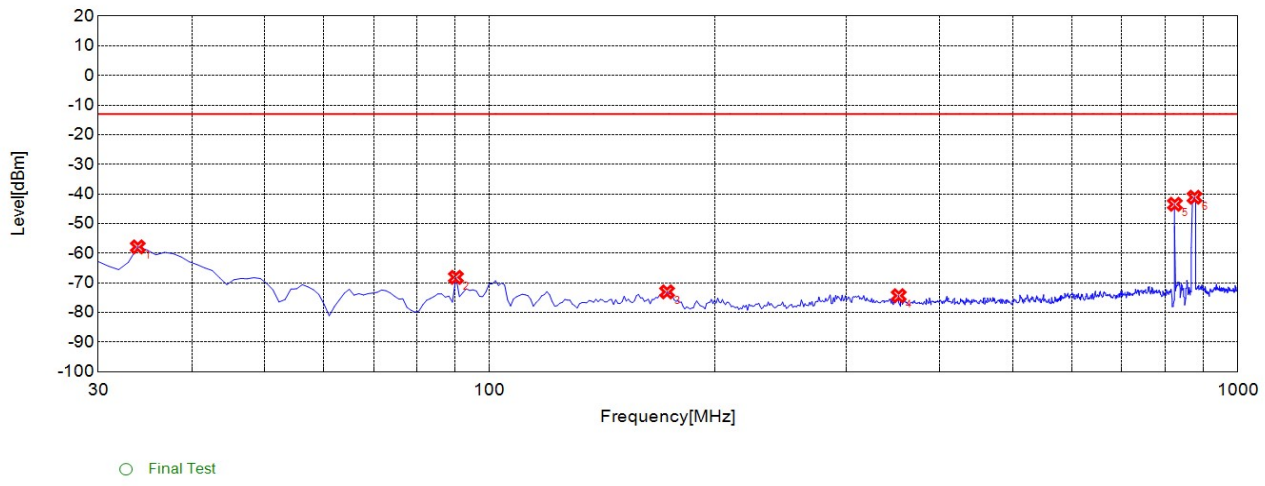

CA_5A-66A Low 5A_10M 66A_20M 1RB 30M-1G V

Suspected List										
NO.	Freq. [MHz]	Level [dBm]	Limit [dBm]	Margin [dB]	Factor [dB]	Path [dB]	Air [dB]	Angle [°]	EUT Pol.	Ant. Pol.
1	33.8840	-57.87	-13.00	44.87	-16.76	-39.59	22.83			Vertical
2	90.2000	-68.15	-13.00	55.15	-16.50	-38.71	22.21			Vertical
3	172.7330	-73.05	-13.00	60.05	-17.01	-38.12	21.11			Vertical
4	352.3620	-74.35	-13.00	61.35	-10.44	-36.93	26.49			Vertical
5	824.2540	-43.48	-13.00	30.48	-2.81	-34.17	31.36			NA
6	875.7160	-41.11	-13.00	28.11	-1.87	-34.03	32.16			NA

Test Graph

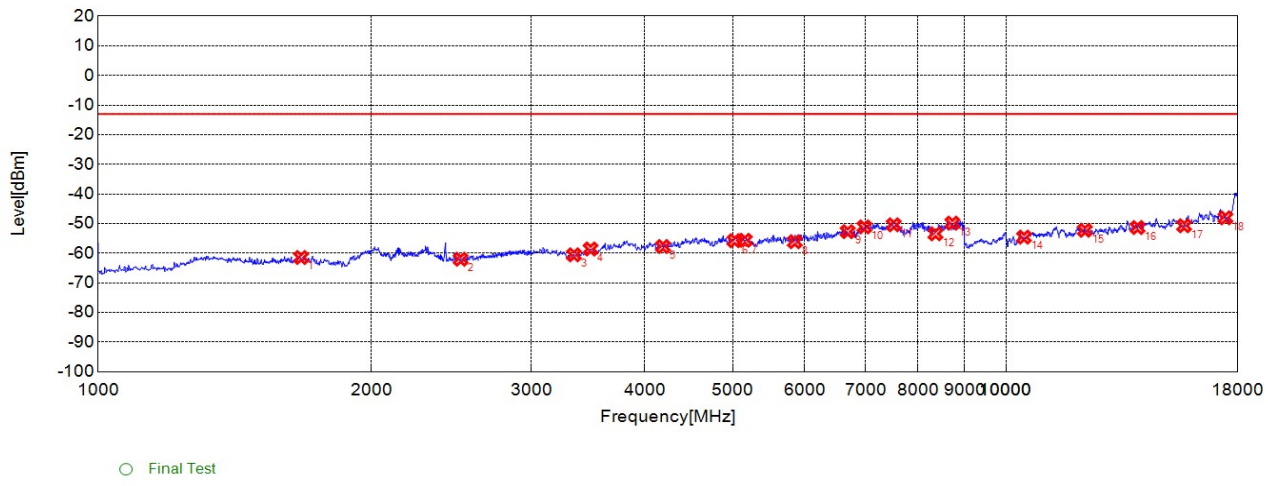

CA_5A-66A Mid 5A_10M 66A_20M 1RB 1-18G H

Suspected List

NO.	Freq. [MHz]	Level [dBm]	Limit [dBm]	Margin [dB]	Factor [dB]	Path [dB]	Air [dB]	Angle [°]	EUT Pol.	Ant. Pol.
1	1672.6730	-61.45	-13.00	48.45	-8.72	-46.29	37.57			Horizontal
2	2507.5080	-62.03	-13.00	49.03	-10.47	-47.17	36.70			Horizontal
3	3342.3420	-60.55	-13.00	47.55	-9.94	-48.06	38.12			Horizontal
4	3486.4860	-58.58	-13.00	45.58	-8.48	-47.41	38.93			Horizontal
5	4189.1890	-57.75	-13.00	44.75	-6.80	-46.49	39.69			Horizontal
6	5024.0240	-55.79	-13.00	42.79	-2.42	-43.83	41.41			Horizontal
7	5156.1560	-55.64	-13.00	42.64	-2.41	-43.74	41.33			Horizontal
8	5852.8530	-56.12	-13.00	43.12	-0.90	-42.25	41.35			Horizontal
9	6693.6940	-52.73	-13.00	39.73	1.21	-41.68	42.89			Horizontal
10	6981.9820	-51.13	-13.00	38.13	3.99	-40.09	44.08			Horizontal
11	7522.5230	-50.42	-13.00	37.42	7.68	-38.27	45.95			Horizontal
12	8363.3630	-53.46	-13.00	40.46	6.51	-38.36	44.87			Horizontal
13	8729.7300	-49.85	-13.00	36.85	7.67	-39.03	46.70			Horizontal
14	10468.4680	-54.58	-13.00	41.58	12.69	-36.33	49.02			Horizontal
15	12216.2160	-52.26	-13.00	39.26	18.02	-31.25	49.27			Horizontal
16	13963.9640	-51.34	-13.00	38.34	20.96	-28.56	49.52			Horizontal
17	15711.7120	-50.75	-13.00	37.75	21.16	-29.76	50.92			Horizontal
18	17450.4500	-48.05	-13.00	35.05	23.91	-27.10	51.01			Horizontal