Test Graph

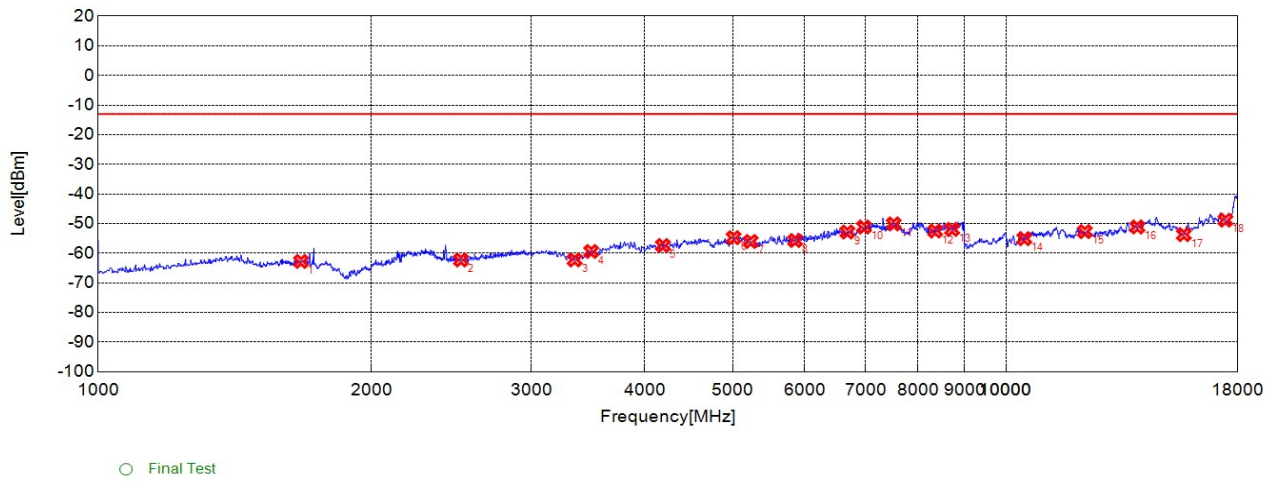

CA_5A-66A Mid 5A_10M 66A_20M 1RB 1-18G V

Suspected List

NO.	Freq. [MHz]	Level [dBm]	Limit [dBm]	Margin [dB]	Factor [dB]	Path [dB]	Air [dB]	Angle [°]	EUT Pol.	Ant. Pol.
1	1672.6730	-62.77	-13.00	49.77	-9.64	-46.29	36.65			Vertical
2	2509.5100	-62.28	-13.00	49.28	-10.63	-47.19	36.56			Vertical
3	3348.3480	-62.27	-13.00	49.27	-10.53	-48.06	37.53			Vertical
4	3492.4920	-59.42	-13.00	46.42	-8.89	-47.39	38.50			Vertical
5	4189.1890	-57.41	-13.00	44.41	-7.00	-46.49	39.49			Vertical
6	5012.0120	-54.76	-13.00	41.76	-2.94	-43.82	40.88			Vertical
7	5234.2340	-56.03	-13.00	43.03	-2.84	-43.39	40.55			Vertical
8	5858.8590	-55.72	-13.00	42.72	-1.14	-42.30	41.16			Vertical
9	6687.6880	-52.86	-13.00	39.86	1.25	-41.71	42.96			Vertical
10	6975.9760	-51.16	-13.00	38.16	3.71	-40.18	43.89			Vertical
11	7522.5230	-50.11	-13.00	37.11	7.38	-38.27	45.65			Vertical
12	8357.3570	-52.51	-13.00	39.51	6.38	-38.35	44.73			Vertical
13	8723.7240	-51.96	-13.00	38.96	7.56	-38.96	46.52			Vertical
14	10477.4770	-55.09	-13.00	42.09	12.55	-36.32	48.87			Vertical
15	12216.2160	-52.7	-13.00	39.70	17.60	-31.25	48.85			Vertical
16	13954.9550	-51.14	-13.00	38.14	21.06	-28.63	49.69			Vertical
17	15702.7030	-53.73	-13.00	40.73	18.54	-29.81	48.35			Vertical
18	17450.4500	-48.85	-13.00	35.85	23.06	-27.10	50.16			Vertical

Test Graph

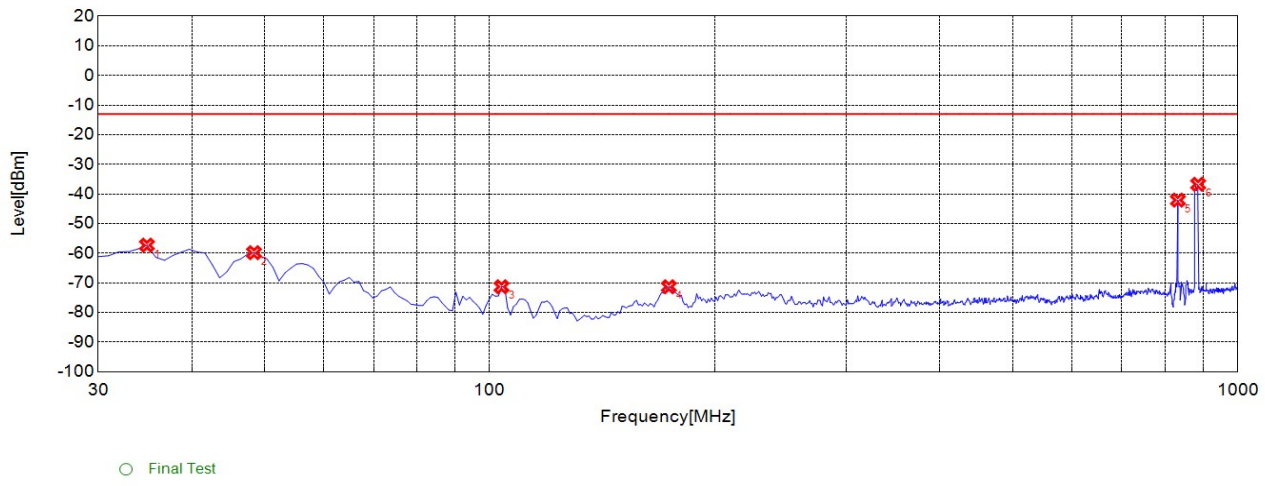

CA_5A-66A Mid 5A_10M 66A_20M 1RB 30M-1G H

Suspected List

NO.	Freq. [MHz]	Level [dBm]	Limit [dBm]	Margin [dB]	Factor [dB]	Path [dB]	Air [dB]	Angle [°]	EUT Pol.	Ant. Pol.
1	34.8550	-57.29	-13.00	44.29	-9.37	-39.58	30.21			Horizontal
2	48.4480	-59.83	-13.00	46.83	-7.02	-39.47	32.45			Horizontal
3	103.7940	-71.33	-13.00	58.33	-17.50	-38.70	21.20			Horizontal
4	173.7040	-71.33	-13.00	58.33	-18.04	-38.12	20.08			Horizontal
5	832.0220	-42.08	-13.00	29.08	-2.73	-34.14	31.41			NA
6	885.4250	-36.73	-13.00	23.73	-2.07	-34.00	31.93			NA

Test Graph

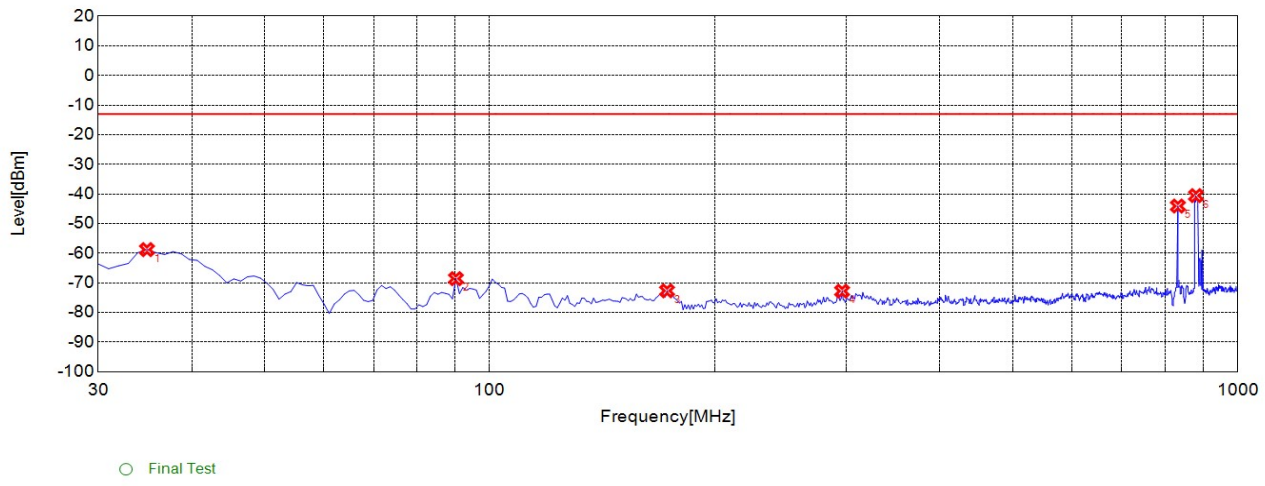

CA_5A-66A Mid 5A_10M 66A_20M 1RB 30M-1G V

Suspected List										
NO.	Freq. [MHz]	Level [dBm]	Limit [dBm]	Margin [dB]	Factor [dB]	Path [dB]	Air [dB]	Angle [°]	EUT Pol.	Ant. Pol.
1	34.8550	-58.79	-13.00	45.79	-16.68	-39.58	22.90			Vertical
2	90.2000	-68.59	-13.00	55.59	-16.50	-38.71	22.21			Vertical
3	172.7330	-72.69	-13.00	59.69	-17.01	-38.12	21.11			Vertical
4	296.0460	-72.8	-13.00	59.80	-12.04	-36.97	24.93			Vertical
5	832.0220	-44.09	-13.00	31.09	-2.58	-34.14	31.56			NA
6	879.6000	-40.56	-13.00	27.56	-1.61	-34.02	32.41			NA

Test Graph

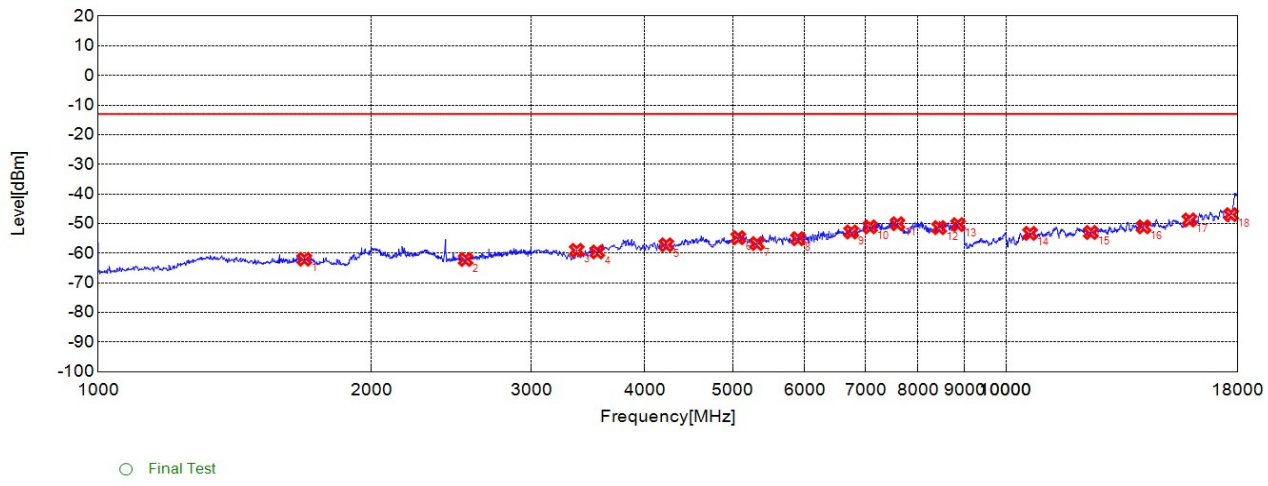

CA_5A-66A High 5A_10M 66A_20M 1RB 1-18G H

Suspected List

NO.	Freq. [MHz]	Level [dBm]	Limit [dBm]	Margin [dB]	Factor [dB]	Path [dB]	Air [dB]	Angle [°]	EUT Pol.	Ant. Pol.
1	1686.6870	-62.02	-13.00	49.02	-8.58	-46.33	37.75			Horizontal
2	2539.5400	-62.13	-13.00	49.13	-10.70	-47.48	36.78			Horizontal
3	3366.3660	-59.04	-13.00	46.04	-9.67	-47.87	38.20			Horizontal
4	3546.5470	-59.57	-13.00	46.57	-8.80	-47.95	39.15			Horizontal
5	4225.2250	-57.18	-13.00	44.18	-6.89	-46.61	39.72			Horizontal
6	5072.0720	-54.77	-13.00	41.77	-2.35	-43.85	41.50			Horizontal
7	5318.3180	-56.76	-13.00	43.76	-2.81	-43.26	40.45			Horizontal
8	5900.9010	-55.11	-13.00	42.11	-1.36	-42.66	41.30			Horizontal
9	6753.7540	-52.83	-13.00	39.83	1.90	-40.97	42.87			Horizontal
10	7084.0840	-51.1	-13.00	38.10	4.87	-39.82	44.69			Horizontal
11	7594.5950	-50.05	-13.00	37.05	7.27	-37.84	45.11			Horizontal
12	8441.4410	-51.35	-13.00	38.35	6.88	-38.13	45.01			Horizontal
13	8855.8560	-50.35	-13.00	37.35	7.76	-38.96	46.72			Horizontal
14	10630.6310	-53.3	-13.00	40.30	13.43	-35.23	48.66			Horizontal
15	12405.4050	-53	-13.00	40.00	17.62	-31.11	48.73			Horizontal
16	14180.1800	-51.1	-13.00	38.10	20.87	-29.10	49.97			Horizontal
17	15927.9280	-48.79	-13.00	35.79	22.51	-28.25	50.76			Horizontal
18	17702.7030	-47	-13.00	34.00	25.81	-26.28	52.09			Horizontal

Test Graph

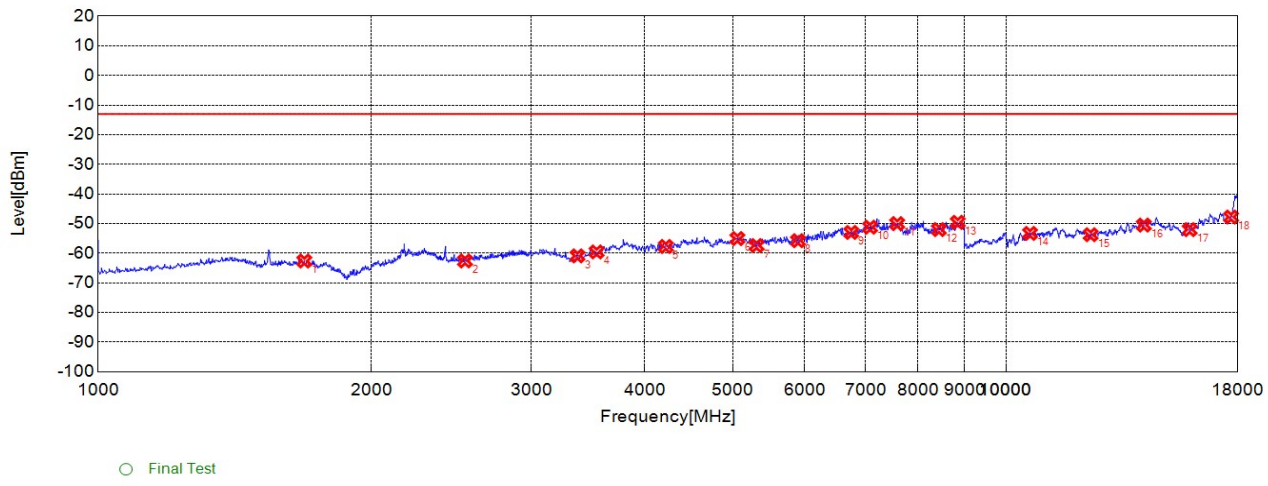

CA_5A-66A High 5A_10M 66A_20M 1RB 1-18G V

Suspected List

NO.	Freq. [MHz]	Level [dBm]	Limit [dBm]	Margin [dB]	Factor [dB]	Path [dB]	Air [dB]	Angle [°]	EUT Pol.	Ant. Pol.
1	1686.6870	-62.64	-13.00	49.64	-9.53	-46.33	36.80			Vertical
2	2535.5360	-62.61	-13.00	49.61	-10.81	-47.44	36.63			Vertical
3	3372.3720	-60.9	-13.00	47.90	-10.24	-47.80	37.56			Vertical
4	3540.5410	-59.57	-13.00	46.57	-9.25	-47.87	38.62			Vertical
5	4219.2190	-57.73	-13.00	44.73	-7.04	-46.54	39.50			Vertical
6	5060.0600	-55.07	-13.00	42.07	-2.52	-43.86	41.34			Vertical
7	5312.3120	-57.43	-13.00	44.43	-3.28	-43.31	40.03			Vertical
8	5900.9010	-55.78	-13.00	42.78	-1.31	-42.66	41.35			Vertical
9	6753.7540	-52.99	-13.00	39.99	2.05	-40.97	43.02			Vertical
10	7084.0840	-51.22	-13.00	38.22	4.92	-39.82	44.74			Vertical
11	7588.5890	-50.02	-13.00	37.02	7.31	-37.93	45.24			Vertical
12	8435.4350	-52.03	-13.00	39.03	6.69	-38.17	44.86			Vertical
13	8849.8500	-49.57	-13.00	36.57	7.77	-38.89	46.66			Vertical
14	10630.6310	-53.32	-13.00	40.32	13.60	-35.23	48.83			Vertical
15	12396.3960	-53.76	-13.00	40.76	16.77	-31.20	47.97			Vertical
16	14189.1890	-50.51	-13.00	37.51	21.50	-29.00	50.50			Vertical
17	15936.9370	-52.04	-13.00	39.04	19.67	-28.66	48.33			Vertical
18	17702.7030	-47.79	-13.00	34.79	24.87	-26.28	51.15			Vertical

Test Graph

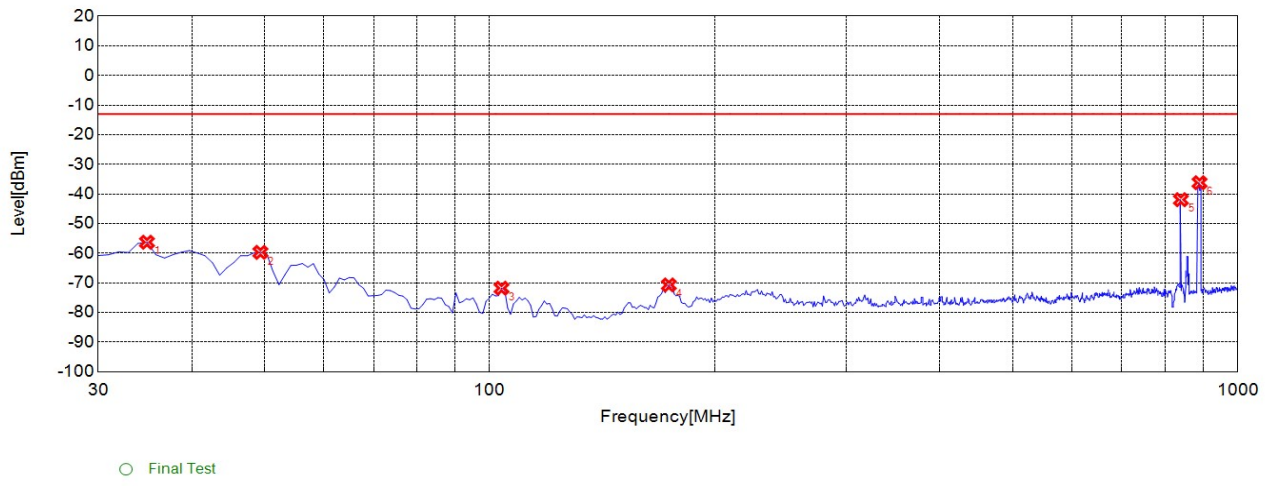

CA_5A-66A High 5A_10M 66A_ 20M 1RB 30M-1G H

Suspected List

NO.	Freq. [MHz]	Level [dBm]	Limit [dBm]	Margin [dB]	Factor [dB]	Path [dB]	Air [dB]	Angle [°]	EUT Pol.	Ant. Pol.
1	34.8550	-56.3	-13.00	43.30	-9.37	-39.58	30.21			Horizontal
2	49.4190	-59.72	-13.00	46.72	-7.01	-39.46	32.45			Horizontal
3	103.7940	-71.81	-13.00	58.81	-17.50	-38.70	21.20			Horizontal
4	173.7040	-70.72	-13.00	57.72	-18.04	-38.12	20.08			Horizontal
5	839.7900	-41.94	-13.00	28.94	-2.50	-34.12	31.62			NA
6	889.3090	-36.21	-13.00	23.21	-2.03	-34.00	31.97			NA

Test Graph

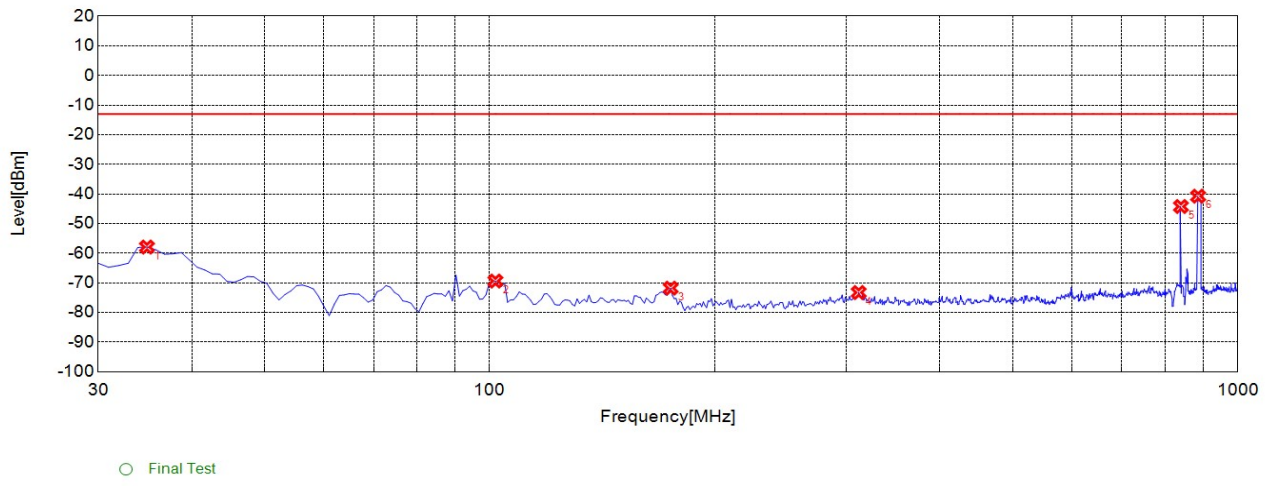

CA_5A-66A High 5A_10M 66A_20M 1RB 30M-1G V

Suspected List

NO.	Freq. [MHz]	Level [dBm]	Limit [dBm]	Margin [dB]	Factor [dB]	Path [dB]	Air [dB]	Angle [°]	EUT Pol.	Ant. Pol.
1	34.8550	-57.93	-13.00	44.93	-16.68	-39.58	22.90			Vertical
2	101.8520	-69.4	-13.00	56.40	-13.11	-38.70	25.59			Vertical
3	174.6750	-71.79	-13.00	58.79	-16.92	-38.12	21.20			Vertical
4	311.5820	-73.27	-13.00	60.27	-11.78	-36.97	25.19			Vertical
5	839.7900	-44.24	-13.00	31.24	-2.77	-34.12	31.35			NA
6	885.4250	-40.76	-13.00	27.76	-1.36	-34.00	32.64			NA

12A_66A

Test Graph

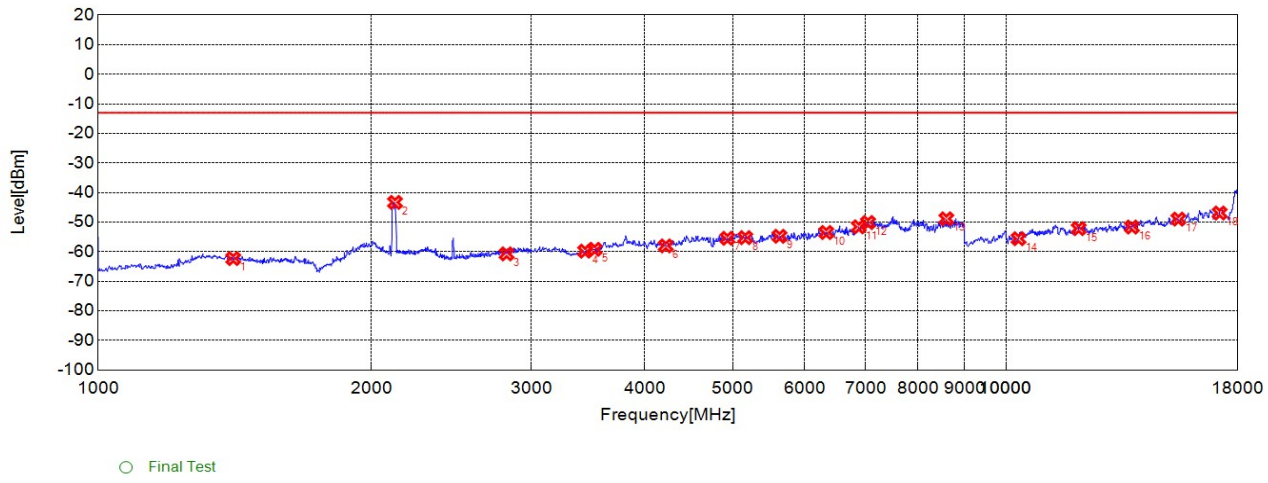

CA_12A-66A Low 12A_10M 66A_20M 1RB 1-18G H

Suspected List

NO.	Freq. [MHz]	Level [dBm]	Limit [dBm]	Margin [dB]	Factor [dB]	Path [dB]	Air [dB]	Angle [°]	EUT Pol.	Ant. Pol.
1	1408.4080	-62.32	-13.00	49.32	-8.55	-45.36	36.81			Horizontal
2	2123.1230	-43.33	-13.00	30.33	-8.19	-47.05	38.86			Horizontal
3	2817.8180	-60.74	-13.00	47.74	-9.29	-47.80	38.51			Horizontal
4	3438.4380	-59.82	-13.00	46.82	-8.93	-47.52	38.59			Horizontal
5	3522.5230	-59.2	-13.00	46.20	-8.56	-47.65	39.09			Horizontal
6	4219.2190	-58.05	-13.00	45.05	-6.84	-46.54	39.70			Horizontal
7	4933.9340	-55.47	-13.00	42.47	-3.41	-44.57	41.16			Horizontal
8	5162.1620	-55.25	-13.00	42.25	-2.36	-43.66	41.30			Horizontal
9	5630.6310	-54.79	-13.00	41.79	-2.12	-42.94	40.82			Horizontal
10	6339.3390	-53.51	-13.00	40.51	-0.25	-42.46	42.21			Horizontal
11	6885.8860	-51.6	-13.00	38.60	2.81	-40.50	43.31			Horizontal
12	7048.0480	-50.15	-13.00	37.15	4.57	-39.92	44.49			Horizontal
13	8597.5980	-48.89	-13.00	35.89	7.62	-38.53	46.15			Horizontal
14	10324.3240	-55.62	-13.00	42.62	12.74	-36.16	48.90			Horizontal
15	12027.0270	-52.19	-13.00	39.19	18.10	-31.28	49.38			Horizontal
16	13765.7660	-51.67	-13.00	38.67	21.00	-28.67	49.67			Horizontal
17	15486.4860	-48.98	-13.00	35.98	21.99	-28.88	50.87			Horizontal
18	17198.1980	-46.93	-13.00	33.93	24.47	-27.23	51.70			Horizontal

Test Graph

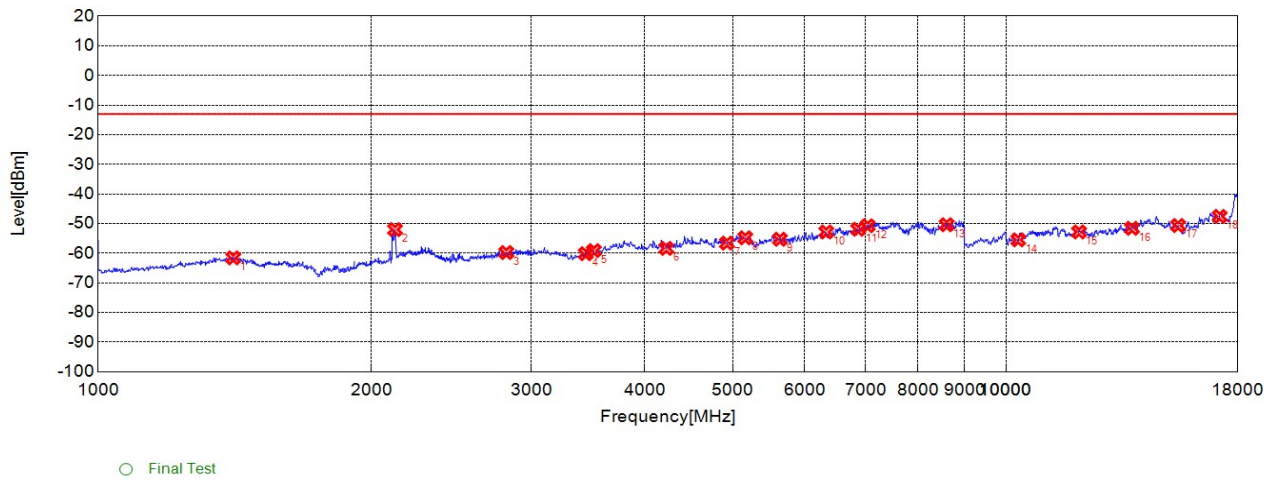

CA_12A-66A Low 12A_10M 66A_20M 1RB 1-18G V

Suspected List

NO.	Freq. [MHz]	Level [dBm]	Limit [dBm]	Margin [dB]	Factor [dB]	Path [dB]	Air [dB]	Angle [°]	EUT Pol.	Ant. Pol.
1	1408.4080	-61.58	-13.00	48.58	-8.21	-45.36	37.15			Vertical
2	2123.1230	-52.02	-13.00	39.02	-9.54	-47.05	37.51			Vertical
3	2815.8160	-59.78	-13.00	46.78	-9.64	-47.81	38.17			Vertical
4	3444.4440	-60.16	-13.00	47.16	-9.50	-47.53	38.03			Vertical
5	3516.5170	-59.12	-13.00	46.12	-8.98	-47.57	38.59			Vertical
6	4225.2250	-58.37	-13.00	45.37	-7.10	-46.61	39.51			Vertical
7	4927.9280	-56.59	-13.00	43.59	-3.78	-44.45	40.67			Vertical
8	5162.1620	-54.8	-13.00	41.80	-2.48	-43.66	41.18			Vertical
9	5636.6370	-55.29	-13.00	42.29	-2.43	-42.90	40.47			Vertical
10	6339.3390	-52.82	-13.00	39.82	-0.11	-42.46	42.35			Vertical
11	6873.8740	-51.92	-13.00	38.92	2.79	-40.68	43.47			Vertical
12	7042.0420	-50.74	-13.00	37.74	4.46	-39.90	44.36			Vertical
13	8603.6040	-50.4	-13.00	37.40	7.48	-38.55	46.03			Vertical
14	10315.3150	-55.5	-13.00	42.50	12.44	-36.29	48.73			Vertical
15	12036.0360	-52.82	-13.00	39.82	17.61	-31.27	48.88			Vertical
16	13765.7660	-51.6	-13.00	38.60	20.88	-28.67	49.55			Vertical
17	15477.4770	-50.66	-13.00	37.66	19.90	-28.86	48.76			Vertical
18	17198.1980	-47.59	-13.00	34.59	23.64	-27.23	50.87			Vertical

Test Graph

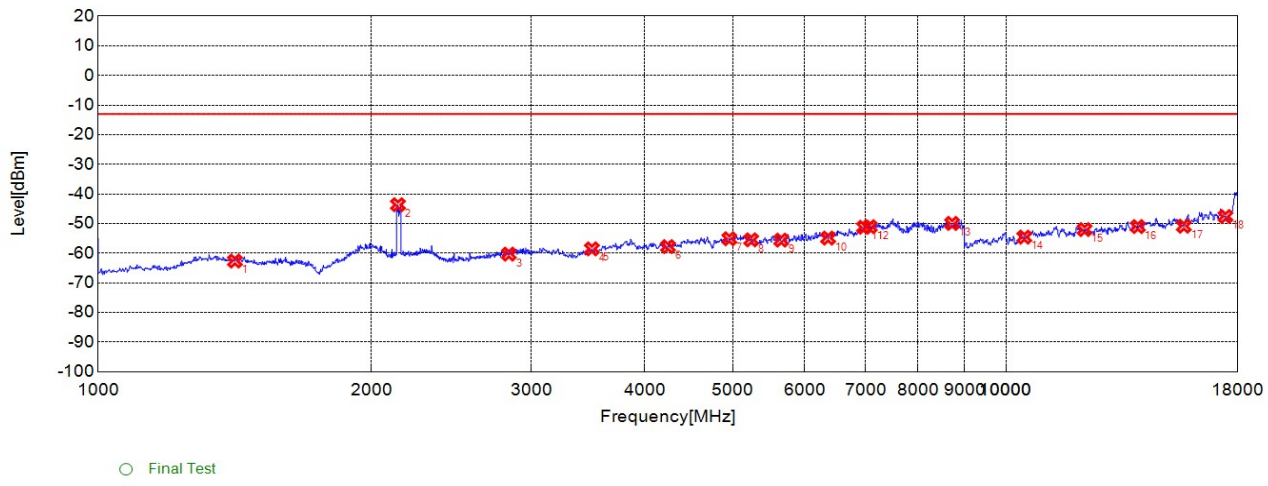

CA_12A-66A Mid 12A_10M 66A_20M 1RB 1-18G H

Suspected List

NO.	Freq. [MHz]	Level [dBm]	Limit [dBm]	Margin [dB]	Factor [dB]	Path [dB]	Air [dB]	Angle [°]	EUT Pol.	Ant. Pol.
1	1414.4140	-62.65	-13.00	49.65	-8.60	-45.37	36.77			Horizontal
2	2139.1390	-43.64	-13.00	30.64	-7.94	-46.85	38.91			Horizontal
3	2833.8340	-60.31	-13.00	47.31	-9.10	-47.65	38.55			Horizontal
4	3498.4980	-58.54	-13.00	45.54	-8.35	-47.37	39.02			Horizontal
5	3534.5350	-58.26	-13.00	45.26	-8.68	-47.80	39.12			Horizontal
6	4243.2430	-57.77	-13.00	44.77	-7.07	-46.83	39.76			Horizontal
7	4957.9580	-55.13	-13.00	42.13	-3.49	-44.72	41.23			Horizontal
8	5240.2400	-55.49	-13.00	42.49	-2.61	-43.43	40.82			Horizontal
9	5654.6550	-55.58	-13.00	42.58	-1.98	-42.80	40.82			Horizontal
10	6369.3690	-54.89	-13.00	41.89	-0.12	-42.36	42.24			Horizontal
11	6975.9760	-51.25	-13.00	38.25	3.85	-40.18	44.03			Horizontal
12	7078.0780	-51.05	-13.00	38.05	4.82	-39.84	44.66			Horizontal
13	8723.7240	-49.93	-13.00	36.93	7.72	-38.96	46.68			Horizontal
14	10477.4770	-54.58	-13.00	41.58	12.63	-36.32	48.95			Horizontal
15	12207.2070	-52.02	-13.00	39.02	17.84	-31.44	49.28			Horizontal
16	13972.9730	-51.01	-13.00	38.01	20.99	-28.50	49.49			Horizontal
17	15702.7030	-50.88	-13.00	37.88	21.14	-29.81	50.95			Horizontal
18	17450.4500	-47.61	-13.00	34.61	23.91	-27.10	51.01			Horizontal

Test Graph

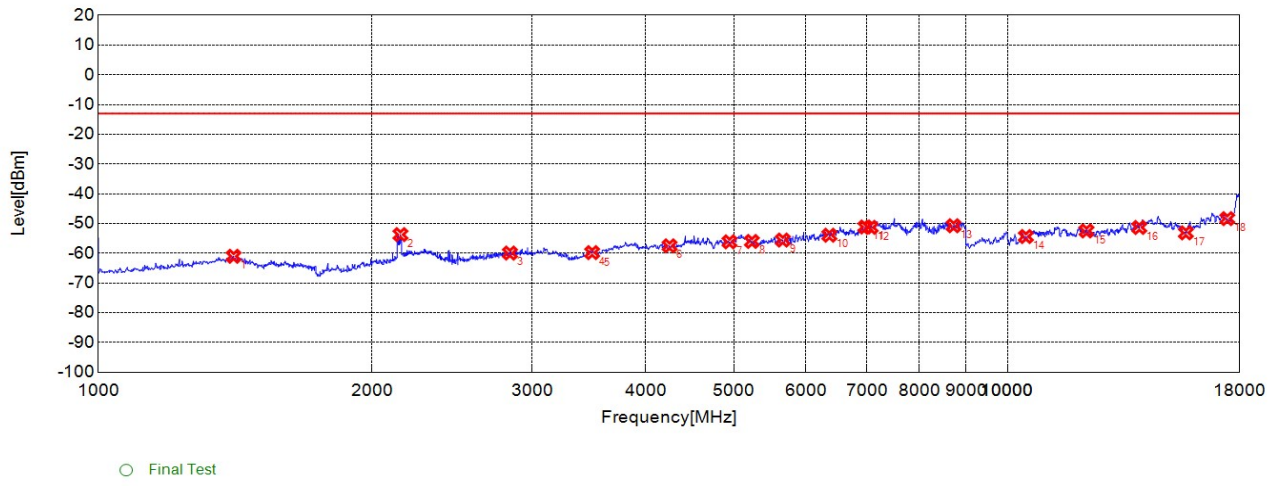

CA_12A-66A Mid 12A_10M 66A_20M 1RB 1-18G V

Suspected List

NO.	Freq. [MHz]	Level [dBm]	Limit [dBm]	Margin [dB]	Factor [dB]	Path [dB]	Air [dB]	Angle [°]	EUT Pol.	Ant. Pol.
1	1408.4080	-61.02	-13.00	48.02	-8.21	-45.36	37.15			Vertical
2	2149.1490	-53.74	-13.00	40.74	-8.54	-46.73	38.19			Vertical
3	2835.8360	-59.94	-13.00	46.94	-9.38	-47.63	38.25			Vertical
4	3492.4920	-59.78	-13.00	46.78	-8.89	-47.39	38.50			Vertical
5	3534.5350	-60.18	-13.00	47.18	-9.19	-47.80	38.61			Vertical
6	4249.2490	-57.52	-13.00	44.52	-7.36	-46.90	39.54			Vertical
7	4945.9460	-56.17	-13.00	43.17	-4.11	-44.81	40.70			Vertical
8	5234.2340	-56.03	-13.00	43.03	-2.84	-43.39	40.55			Vertical
9	5660.6610	-55.57	-13.00	42.57	-2.26	-42.80	40.54			Vertical
10	6369.3690	-53.95	-13.00	40.95	0.13	-42.36	42.49			Vertical
11	6975.9760	-51.18	-13.00	38.18	3.71	-40.18	43.89			Vertical
12	7072.0720	-51.29	-13.00	38.29	4.77	-39.86	44.63			Vertical
13	8723.7240	-50.75	-13.00	37.75	7.56	-38.96	46.52			Vertical
14	10477.4770	-54.38	-13.00	41.38	12.55	-36.32	48.87			Vertical
15	12216.2160	-52.5	-13.00	39.50	17.60	-31.25	48.85			Vertical
16	13963.9640	-51.33	-13.00	38.33	21.10	-28.56	49.66			Vertical
17	15711.7120	-53.15	-13.00	40.15	18.55	-29.76	48.31			Vertical
18	17450.4500	-48.36	-13.00	35.36	23.06	-27.10	50.16			Vertical

Test Graph

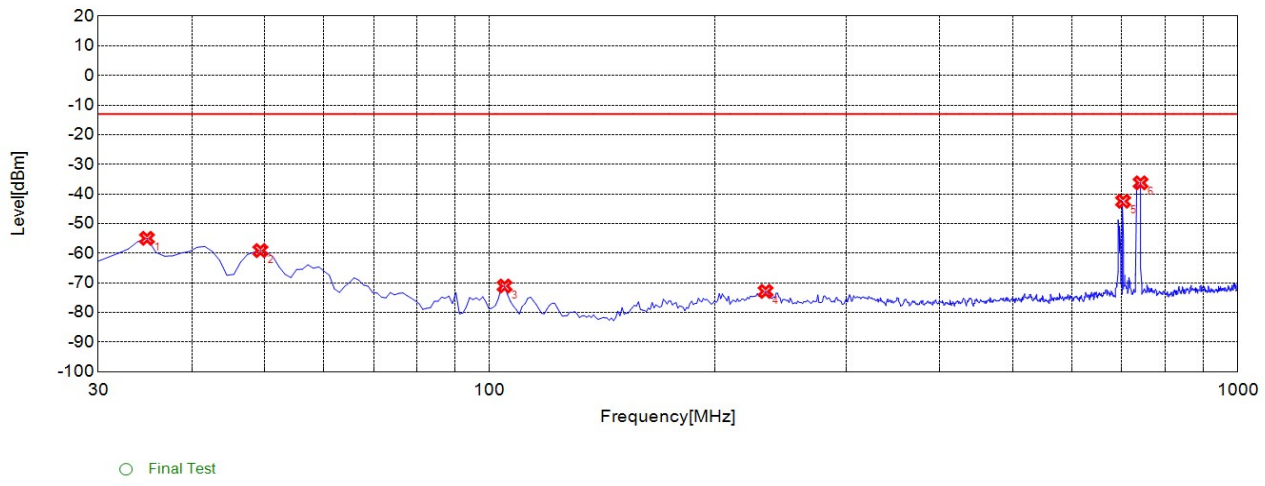

CA_12A-66A Mid 12A_10M 66A_20M 1RB 30M-1G H

Suspected List

NO.	Freq. [MHz]	Level [dBm]	Limit [dBm]	Margin [dB]	Factor [dB]	Path [dB]	Air [dB]	Angle [°]	EUT Pol.	Ant. Pol.
1	34.8550	-54.98	-13.00	41.98	-9.37	-39.58	30.21			Horizontal
2	49.4190	-59.12	-13.00	46.12	-7.01	-39.46	32.45			Horizontal
3	104.7650	-71.08	-13.00	58.08	-17.53	-38.70	21.17			Horizontal
4	233.9040	-72.89	-13.00	59.89	-10.80	-37.56	26.76			Horizontal
5	702.8830	-42.46	-13.00	29.46	-4.45	-34.37	29.92			NA
6	741.7220	-36.26	-13.00	23.26	-3.21	-34.23	31.02			NA

Test Graph

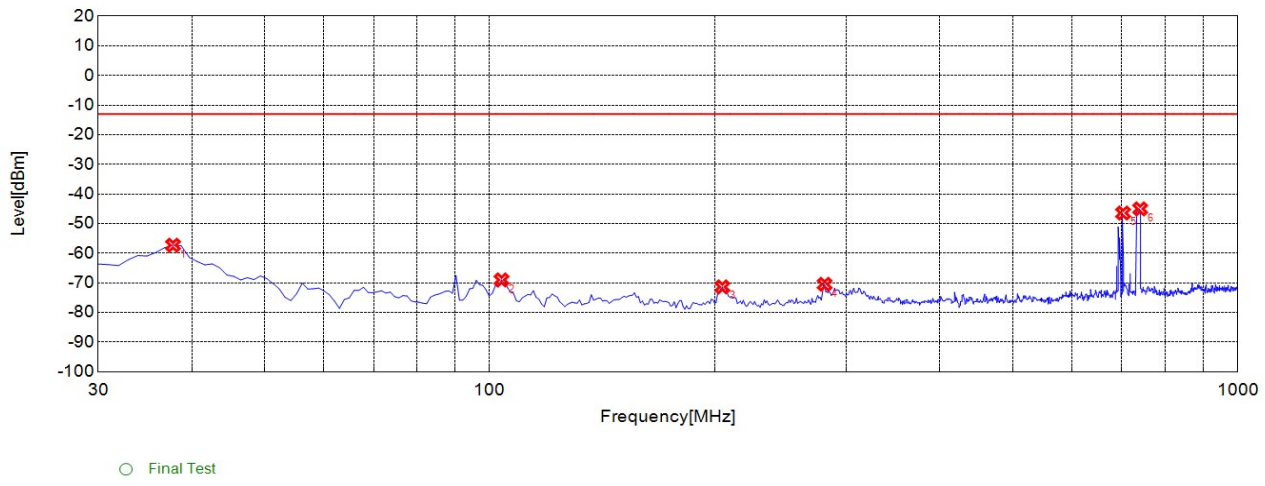

CA_12A-66A Mid 12A_10M 66A_20M 1RB 30M-1G V

Suspected List										
NO.	Freq. [MHz]	Level [dBm]	Limit [dBm]	Margin [dB]	Factor [dB]	Path [dB]	Air [dB]	Angle [°]	EUT Pol.	Ant. Pol.
1	37.7680	-57.29	-13.00	44.29	-16.48	-39.56	23.08			Vertical
2	103.7940	-69.02	-13.00	56.02	-13.84	-38.70	24.86			Vertical
3	204.7750	-71.37	-13.00	58.37	-16.40	-37.71	21.31			Vertical
4	280.5110	-70.48	-13.00	57.48	-12.48	-37.03	24.55			Vertical
5	702.8830	-46.44	-13.00	33.44	-4.36	-34.37	30.01			NA
6	740.7510	-45.04	-13.00	32.04	-3.19	-34.23	31.04			NA

Test Graph

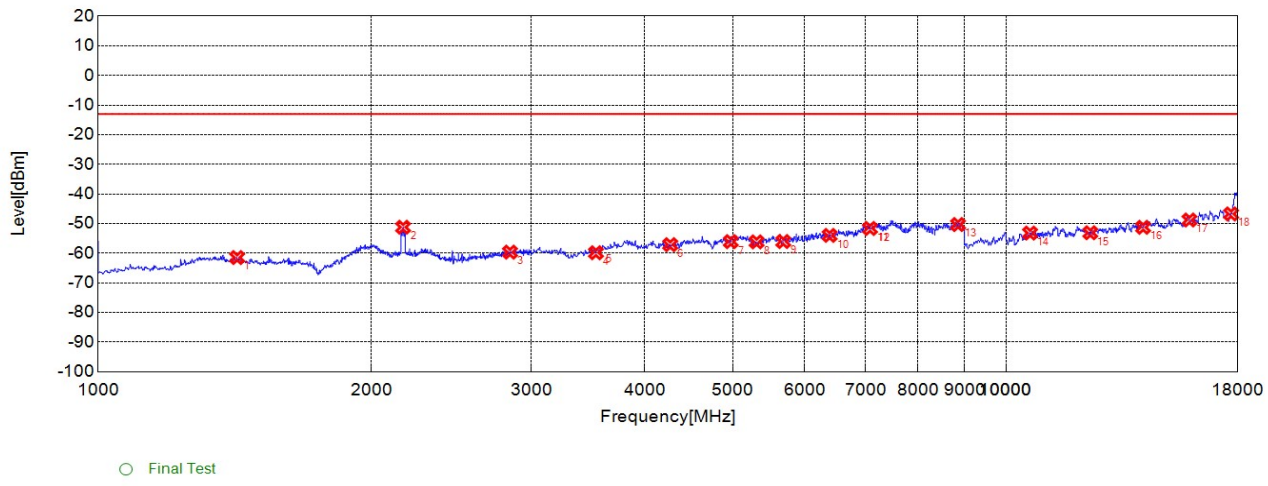

CA_12A-66A High 12A_10M 66A_20M 1RB 1-18G H

Suspected List

NO.	Freq. [MHz]	Level [dBm]	Limit [dBm]	Margin [dB]	Factor [dB]	Path [dB]	Air [dB]	Angle [°]	EUT Pol.	Ant. Pol.
1	1422.4220	-61.47	-13.00	48.47	-8.68	-45.38	36.70			Horizontal
2	2167.1670	-51.23	-13.00	38.23	-7.79	-46.79	39.00			Horizontal
3	2841.8420	-59.64	-13.00	46.64	-9.01	-47.58	38.57			Horizontal
4	3534.5350	-59.84	-13.00	46.84	-8.68	-47.80	39.12			Horizontal
5	3558.5590	-59.08	-13.00	46.08	-8.63	-47.81	39.18			Horizontal
6	4267.2670	-57.12	-13.00	44.12	-6.86	-46.68	39.82			Horizontal
7	4975.9760	-56.1	-13.00	43.10	-3.04	-44.33	41.29			Horizontal
8	5312.3120	-56.18	-13.00	43.18	-2.90	-43.31	40.41			Horizontal
9	5684.6850	-56.06	-13.00	43.06	-1.93	-42.76	40.83			Horizontal
10	6393.3930	-53.99	-13.00	40.99	0.11	-42.14	42.25			Horizontal
11	7084.0840	-51.65	-13.00	38.65	4.87	-39.82	44.69			Horizontal
12	7108.1080	-51.67	-13.00	38.67	5.09	-39.73	44.82			Horizontal
13	8855.8560	-50.32	-13.00	37.32	7.76	-38.96	46.72			Horizontal
14	10630.6310	-53.21	-13.00	40.21	13.43	-35.23	48.66			Horizontal
15	12387.3870	-53.1	-13.00	40.10	17.57	-31.21	48.78			Horizontal
16	14162.1620	-51.26	-13.00	38.26	20.72	-29.28	50.00			Horizontal
17	15927.9280	-48.8	-13.00	35.80	22.51	-28.25	50.76			Horizontal
18	17702.7030	-46.75	-13.00	33.75	25.81	-26.28	52.09			Horizontal

Test Graph

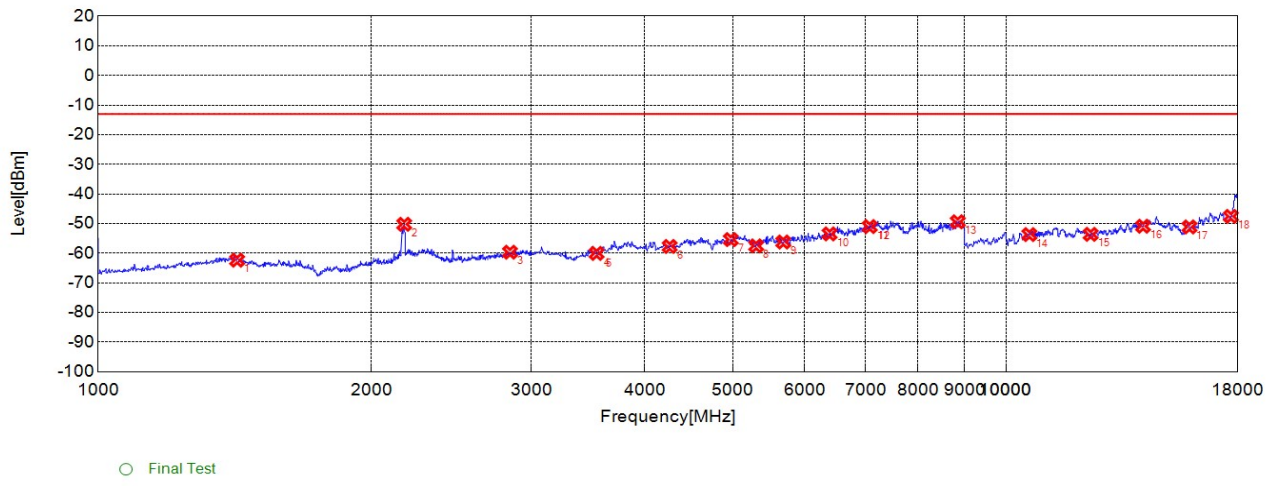

CA_12A-66A High 12A_10M 66A_20M 1RB 1-18G V

Suspected List

NO.	Freq. [MHz]	Level [dBm]	Limit [dBm]	Margin [dB]	Factor [dB]	Path [dB]	Air [dB]	Angle [°]	EUT Pol.	Ant. Pol.
1	1422.4220	-62.36	-13.00	49.36	-8.51	-45.38	36.87			Vertical
2	2173.1730	-50.25	-13.00	37.25	-7.99	-46.81	38.82			Vertical
3	2841.8420	-59.66	-13.00	46.66	-9.31	-47.58	38.27			Vertical
4	3540.5410	-60.07	-13.00	47.07	-9.25	-47.87	38.62			Vertical
5	3558.5590	-60.46	-13.00	47.46	-9.17	-47.81	38.64			Vertical
6	4261.2610	-57.72	-13.00	44.72	-7.21	-46.76	39.55			Vertical
7	4975.9760	-55.4	-13.00	42.40	-3.60	-44.33	40.73			Vertical
8	5306.3060	-57.54	-13.00	44.54	-3.35	-43.35	40.00			Vertical
9	5684.6850	-56.22	-13.00	43.22	-2.14	-42.76	40.62			Vertical
10	6393.3930	-53.49	-13.00	40.49	0.47	-42.14	42.61			Vertical
11	7078.0780	-51.01	-13.00	38.01	4.84	-39.84	44.68			Vertical
12	7108.1080	-51.08	-13.00	38.08	5.20	-39.73	44.93			Vertical
13	8849.8500	-49.4	-13.00	36.40	7.77	-38.89	46.66			Vertical
14	10612.6130	-53.72	-13.00	40.72	13.40	-35.50	48.90			Vertical
15	12396.3960	-53.64	-13.00	40.64	16.77	-31.20	47.97			Vertical
16	14162.1620	-50.91	-13.00	37.91	21.19	-29.28	50.47			Vertical
17	15927.9280	-51.14	-13.00	38.14	20.02	-28.25	48.27			Vertical
18	17693.6940	-47.58	-13.00	34.58	24.81	-26.26	51.07			Vertical

Test Graph

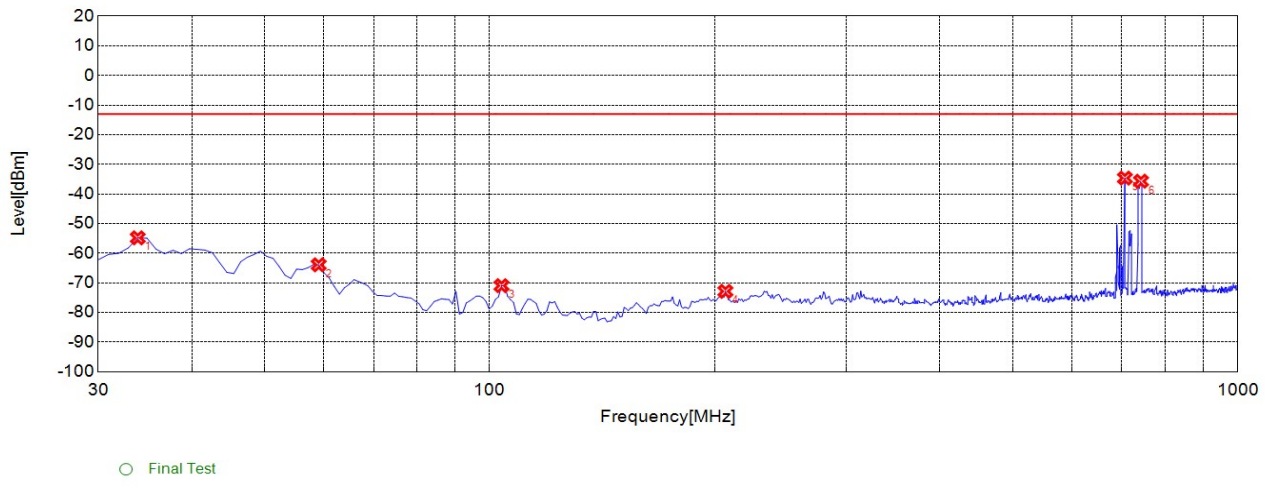

CA_12A-66A High 12A_10M 66A_20M 1RB 30M-1G H

Suspected List

NO.	Freq. [MHz]	Level [dBm]	Limit [dBm]	Margin [dB]	Factor [dB]	Path [dB]	Air [dB]	Angle [°]	EUT Pol.	Ant. Pol.
1	33.8840	-54.82	-13.00	41.82	-9.81	-39.59	29.78			Horizontal
2	59.1290	-63.93	-13.00	50.93	-10.59	-39.48	28.89			Horizontal
3	103.7940	-70.96	-13.00	57.96	-17.50	-38.70	21.20			Horizontal
4	206.7170	-72.87	-13.00	59.87	-14.34	-37.66	23.32			Horizontal
5	706.7670	-34.65	-13.00	21.65	-4.30	-34.36	30.06			NA
6	742.6930	-35.71	-13.00	22.71	-3.19	-34.23	31.04			NA

Test Graph

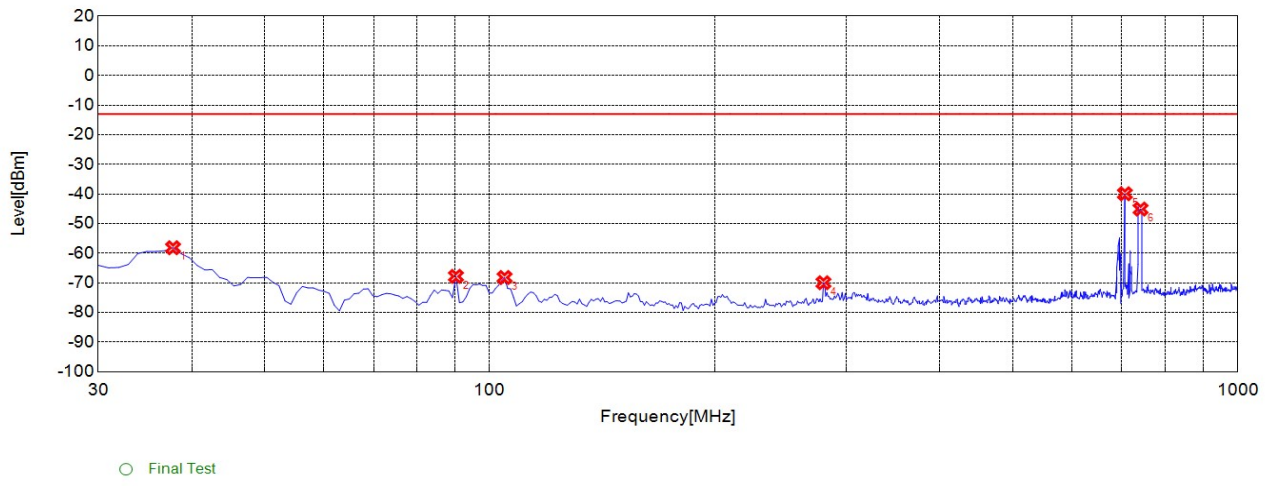

CA_12A-66A High 12A_10M 66A_20M 1RB 30M-1G V

Suspected List

NO.	Freq. [MHz]	Level [dBm]	Limit [dBm]	Margin [dB]	Factor [dB]	Path [dB]	Air [dB]	Angle [°]	EUT Pol.	Ant. Pol.
1	37.7680	-58.16	-13.00	45.16	-16.48	-39.56	23.08			Vertical
2	90.2000	-67.82	-13.00	54.82	-16.50	-38.71	22.21			Vertical
3	104.7650	-68.2	-13.00	55.20	-14.20	-38.70	24.50			Vertical
4	279.5400	-69.97	-13.00	56.97	-12.54	-37.04	24.50			Vertical
5	706.7670	-39.94	-13.00	26.94	-4.25	-34.36	30.11			NA
6	741.7220	-45.1	-13.00	32.10	-3.13	-34.23	31.10			NA

13A_66A

Test Graph

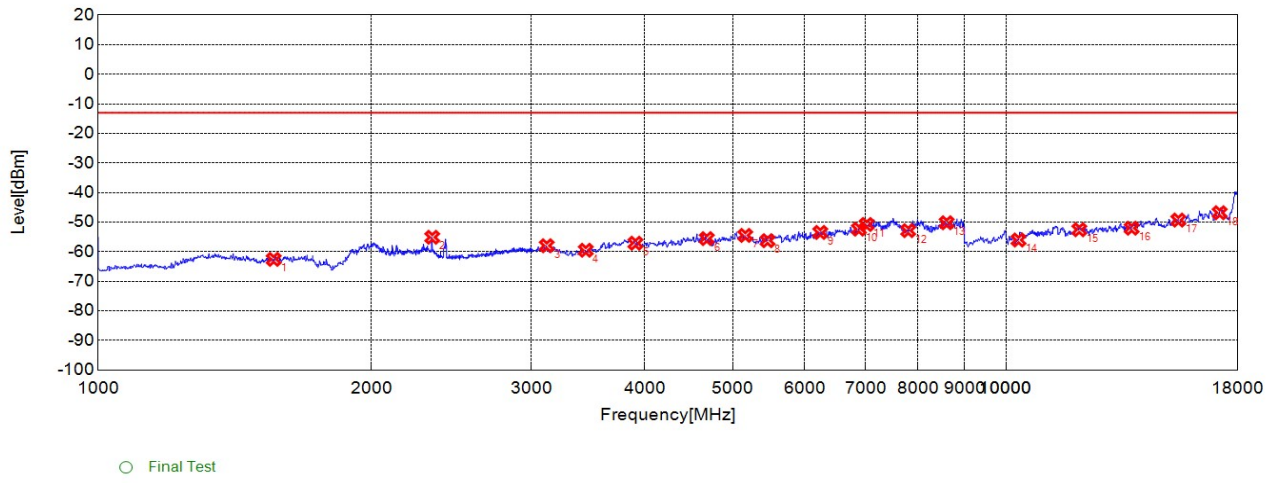

CA_13A-66A Low 13A_10M 66A_20M 1RB 1-18G H

Suspected List

NO.	Freq. [MHz]	Level [dBm]	Limit [dBm]	Margin [dB]	Factor [dB]	Path [dB]	Air [dB]	Angle [°]	EUT Pol.	Ant. Pol.
1	1560.5610	-62.59	-13.00	49.59	-9.29	-45.71	36.42			Horizontal
2	2333.3330	-55.13	-13.00	42.13	-7.85	-46.47	38.62			Horizontal
3	3120.1200	-57.98	-13.00	44.98	-8.36	-47.39	39.03			Horizontal
4	3444.4440	-59.51	-13.00	46.51	-8.90	-47.53	38.63			Horizontal
5	3906.9070	-57.13	-13.00	44.13	-7.00	-46.81	39.81			Horizontal
6	4681.6820	-55.58	-13.00	42.58	-4.05	-44.84	40.79			Horizontal
7	5162.1620	-54.5	-13.00	41.50	-2.36	-43.66	41.30			Horizontal
8	5462.4620	-56.28	-13.00	43.28	-2.15	-42.93	40.78			Horizontal
9	6243.2430	-53.49	-13.00	40.49	-0.04	-41.89	41.85			Horizontal
10	6885.8860	-52.37	-13.00	39.37	2.81	-40.50	43.31			Horizontal
11	7024.0240	-50.81	-13.00	37.81	4.49	-39.87	44.36			Horizontal
12	7804.8050	-52.88	-13.00	39.88	6.42	-38.20	44.62			Horizontal
13	8603.6040	-50.22	-13.00	37.22	7.64	-38.55	46.19			Horizontal
14	10324.3240	-56.05	-13.00	43.05	12.74	-36.16	48.90			Horizontal
15	12045.0450	-52.57	-13.00	39.57	18.16	-31.25	49.41			Horizontal
16	13756.7570	-52.06	-13.00	39.06	20.71	-29.00	49.71			Horizontal
17	15486.4860	-49.31	-13.00	36.31	21.99	-28.88	50.87			Horizontal
18	17198.1980	-46.84	-13.00	33.84	24.47	-27.23	51.70			Horizontal

Test Graph

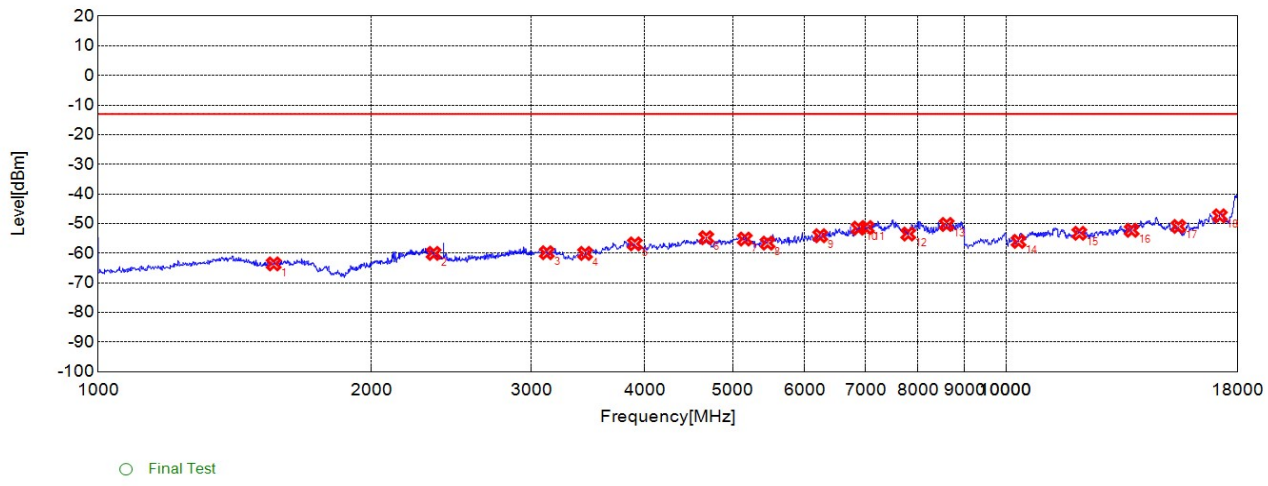

CA_13A-66A Low 13A_10M 66A_20M 1RB 1-18G V

Suspected List

NO.	Freq. [MHz]	Level [dBm]	Limit [dBm]	Margin [dB]	Factor [dB]	Path [dB]	Air [dB]	Angle [°]	EUT Pol.	Ant. Pol.
1	1560.5610	-63.61	-13.00	50.61	-10.04	-45.71	35.67			Vertical
2	2341.3410	-60.07	-13.00	47.07	-8.27	-46.51	38.24			Vertical
3	3120.1200	-59.83	-13.00	46.83	-8.80	-47.39	38.59			Vertical
4	3438.4380	-60.07	-13.00	47.07	-9.55	-47.52	37.97			Vertical
5	3900.9010	-56.86	-13.00	43.86	-7.37	-46.73	39.36			Vertical
6	4675.6760	-54.77	-13.00	41.77	-4.34	-44.88	40.54			Vertical
7	5156.1560	-55.22	-13.00	42.22	-2.50	-43.74	41.24			Vertical
8	5462.4620	-56.6	-13.00	43.60	-2.45	-42.93	40.48			Vertical
9	6243.2430	-54.11	-13.00	41.11	-0.23	-41.89	41.66			Vertical
10	6879.8800	-51.55	-13.00	38.55	2.90	-40.59	43.49			Vertical
11	7024.0240	-51.31	-13.00	38.31	4.33	-39.87	44.20			Vertical
12	7804.8050	-53.52	-13.00	40.52	6.30	-38.20	44.50			Vertical
13	8603.6040	-50.31	-13.00	37.31	7.48	-38.55	46.03			Vertical
14	10324.3240	-56.02	-13.00	43.02	12.66	-36.16	48.82			Vertical
15	12045.0450	-53.27	-13.00	40.27	17.61	-31.25	48.86			Vertical
16	13756.7570	-52.27	-13.00	39.27	20.56	-29.00	49.56			Vertical
17	15486.4860	-50.97	-13.00	37.97	19.88	-28.88	48.76			Vertical
18	17207.2070	-47.39	-13.00	34.39	23.72	-27.14	50.86			Vertical

Test Graph

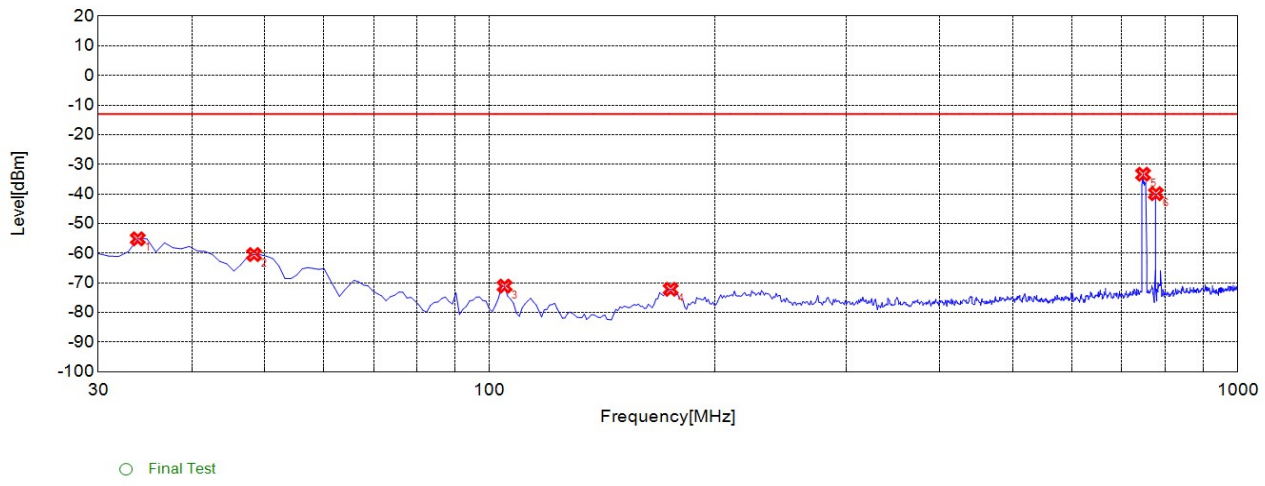

CA_13A-66A Low 13A_10M 66A_20M 1RB 30M-1G H

Suspected List

NO.	Freq. [MHz]	Level [dBm]	Limit [dBm]	Margin [dB]	Factor [dB]	Path [dB]	Air [dB]	Angle [°]	EUT Pol.	Ant. Pol.
1	33.8840	-55.16	-13.00	42.16	-9.81	-39.59	29.78			Horizontal
2	48.4480	-60.46	-13.00	47.46	-7.02	-39.47	32.45			Horizontal
3	104.7650	-71.1	-13.00	58.10	-17.53	-38.70	21.17			Horizontal
4	174.6750	-72.18	-13.00	59.18	-17.93	-38.12	20.19			Horizontal
5	747.5480	-33.34	-13.00	20.34	-3.07	-34.21	31.14			NA
6	777.6480	-39.9	-13.00	26.90	-3.07	-34.22	31.15			NA

Test Graph

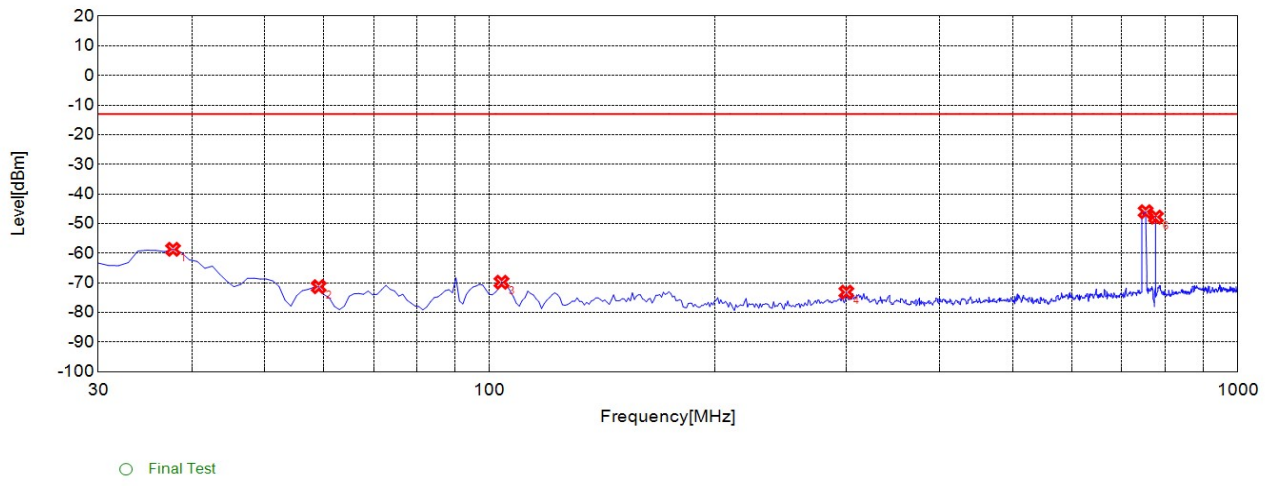

CA_13A-66A Low 13A_10M 66A_20M 1RB 30M-1G V

Suspected List										
NO.	Freq. [MHz]	Level [dBm]	Limit [dBm]	Margin [dB]	Factor [dB]	Path [dB]	Air [dB]	Angle [°]	EUT Pol.	Ant. Pol.
1	37.7680	-58.69	-13.00	45.69	-16.48	-39.56	23.08			Vertical
2	59.1290	-71.31	-13.00	58.31	-18.04	-39.48	21.44			Vertical
3	103.7940	-69.8	-13.00	56.80	-13.84	-38.70	24.86			Vertical
4	299.9300	-73.15	-13.00	60.15	-12.01	-36.97	24.96			Vertical
5	753.3730	-45.99	-13.00	32.99	-2.51	-34.20	31.69			NA
6	777.6480	-47.82	-13.00	34.82	-3.12	-34.22	31.10			NA

Test Graph

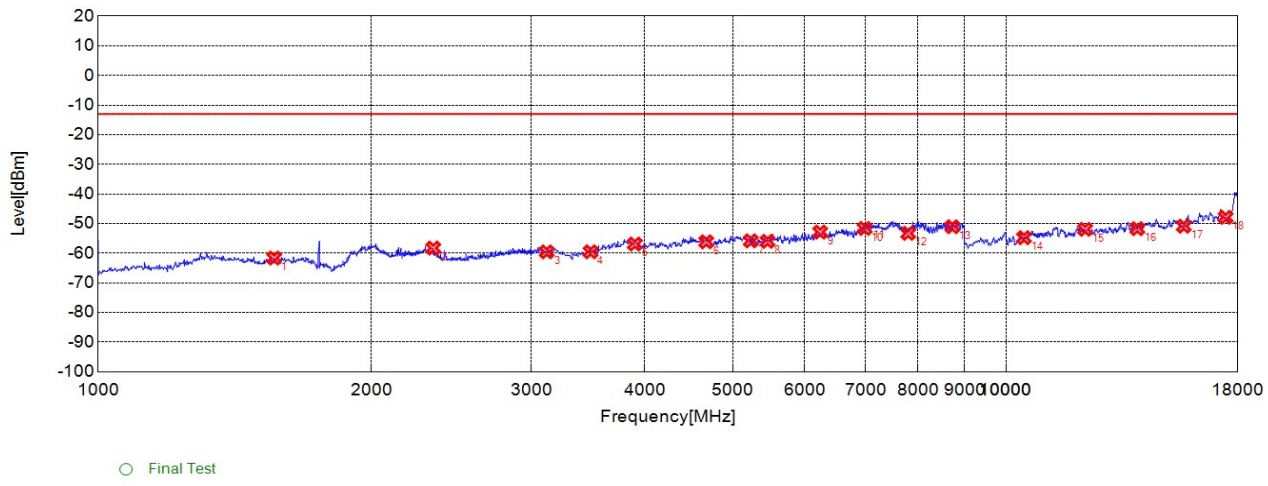

CA_13A-66A Mid 13A_10M 66A_20M 1RB 1-18G H

Suspected List

NO.	Freq. [MHz]	Level [dBm]	Limit [dBm]	Margin [dB]	Factor [dB]	Path [dB]	Air [dB]	Angle [°]	EUT Pol.	Ant. Pol.
1	1562.5630	-61.63	-13.00	48.63	-9.29	-45.72	36.43			Horizontal
2	2339.3390	-58.27	-13.00	45.27	-8.00	-46.50	38.50			Horizontal
3	3120.1200	-59.55	-13.00	46.55	-8.36	-47.39	39.03			Horizontal
4	3486.4860	-59.52	-13.00	46.52	-8.48	-47.41	38.93			Horizontal
5	3900.9010	-56.91	-13.00	43.91	-6.91	-46.73	39.82			Horizontal
6	4675.6760	-56.15	-13.00	43.15	-4.11	-44.88	40.77			Horizontal
7	5234.2340	-55.83	-13.00	42.83	-2.52	-43.39	40.87			Horizontal
8	5462.4620	-55.99	-13.00	42.99	-2.15	-42.93	40.78			Horizontal
9	6243.2430	-52.87	-13.00	39.87	-0.04	-41.89	41.85			Horizontal
10	6987.9880	-51.63	-13.00	38.63	4.13	-40.00	44.13			Horizontal
11	7024.0240	-50.69	-13.00	37.69	4.49	-39.87	44.36			Horizontal
12	7804.8050	-53.29	-13.00	40.29	6.42	-38.20	44.62			Horizontal
13	8729.7300	-51.06	-13.00	38.06	7.67	-39.03	46.70			Horizontal
14	10468.4680	-54.77	-13.00	41.77	12.69	-36.33	49.02			Horizontal
15	12225.2250	-51.94	-13.00	38.94	18.20	-31.05	49.25			Horizontal
16	13954.9550	-51.72	-13.00	38.72	20.92	-28.63	49.55			Horizontal
17	15702.7030	-50.88	-13.00	37.88	21.14	-29.81	50.95			Horizontal
18	17459.4590	-47.91	-13.00	34.91	23.86	-27.15	51.01			Horizontal

Test Graph

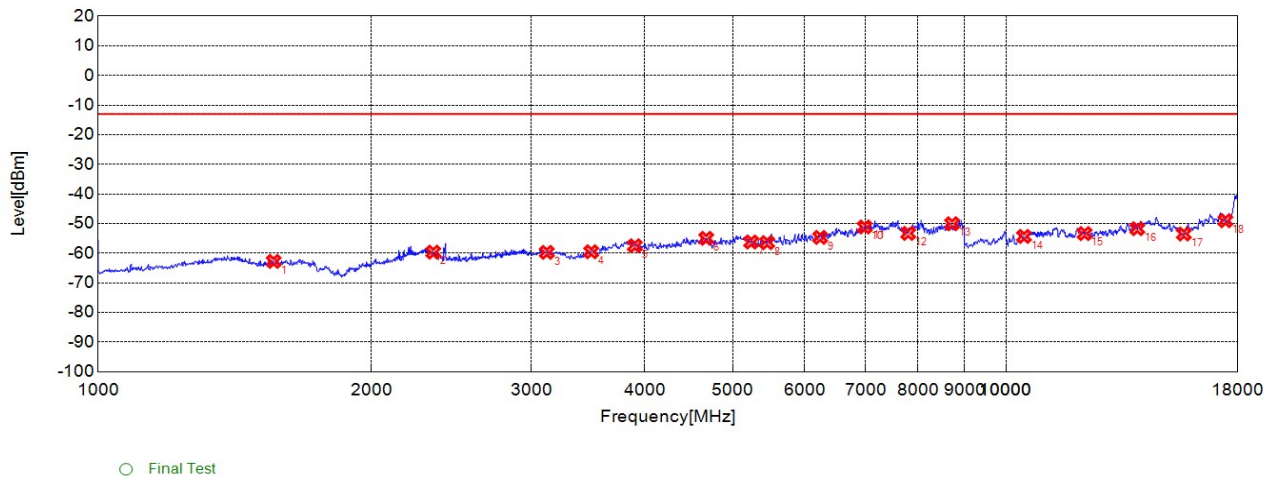

CA_13A-66A Mid 13A_10M 66A_20M 1RB 1-18G V

Suspected List

NO.	Freq. [MHz]	Level [dBm]	Limit [dBm]	Margin [dB]	Factor [dB]	Path [dB]	Air [dB]	Angle [°]	EUT Pol.	Ant. Pol.
1	1560.5610	-62.76	-13.00	49.76	-10.04	-45.71	35.67			Vertical
2	2339.3390	-59.64	-13.00	46.64	-8.23	-46.50	38.27			Vertical
3	3120.1200	-59.72	-13.00	46.72	-8.80	-47.39	38.59			Vertical
4	3492.4920	-59.53	-13.00	46.53	-8.89	-47.39	38.50			Vertical
5	3900.9010	-57.5	-13.00	44.50	-7.37	-46.73	39.36			Vertical
6	4675.6760	-54.98	-13.00	41.98	-4.34	-44.88	40.54			Vertical
7	5240.2400	-56.23	-13.00	43.23	-2.93	-43.43	40.50			Vertical
8	5456.4560	-56.43	-13.00	43.43	-2.47	-42.95	40.48			Vertical
9	6243.2430	-54.66	-13.00	41.66	-0.23	-41.89	41.66			Vertical
10	6987.9880	-51.15	-13.00	38.15	3.94	-40.00	43.94			Vertical
11	7024.0240	-50.69	-13.00	37.69	4.33	-39.87	44.20			Vertical
12	7804.8050	-53.32	-13.00	40.32	6.30	-38.20	44.50			Vertical
13	8723.7240	-50.06	-13.00	37.06	7.56	-38.96	46.52			Vertical
14	10468.4680	-54.33	-13.00	41.33	12.63	-36.33	48.96			Vertical
15	12207.2070	-53.38	-13.00	40.38	17.43	-31.44	48.87			Vertical
16	13954.9550	-51.72	-13.00	38.72	21.06	-28.63	49.69			Vertical
17	15702.7030	-53.52	-13.00	40.52	18.54	-29.81	48.35			Vertical
18	17450.4500	-49.03	-13.00	36.03	23.06	-27.10	50.16			Vertical

Test Graph

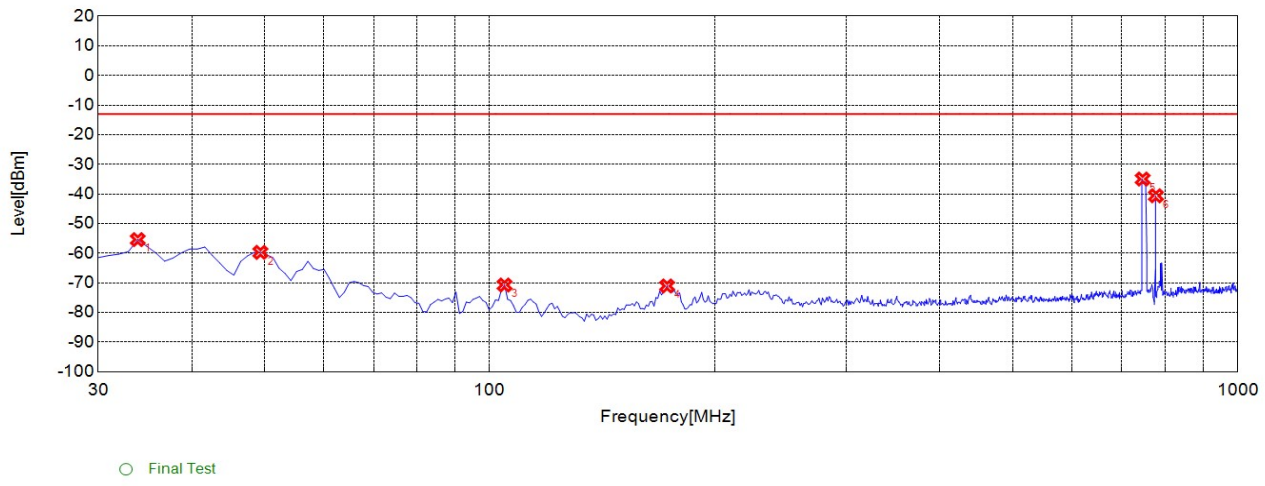

CA_13A-66A Mid 13A_10M 66A_20M 1RB 30M-1G H

Suspected List

NO.	Freq. [MHz]	Level [dBm]	Limit [dBm]	Margin [dB]	Factor [dB]	Path [dB]	Air [dB]	Angle [°]	EUT Pol.	Ant. Pol.
1	33.8840	-55.41	-13.00	42.41	-9.81	-39.59	29.78			Horizontal
2	49.4190	-59.72	-13.00	46.72	-7.01	-39.46	32.45			Horizontal
3	104.7650	-70.74	-13.00	57.74	-17.53	-38.70	21.17			Horizontal
4	172.7330	-71.06	-13.00	58.06	-18.15	-38.12	19.97			Horizontal
5	746.5770	-34.97	-13.00	21.97	-3.09	-34.21	31.12			NA
6	777.6480	-40.62	-13.00	27.62	-3.07	-34.22	31.15			NA

Test Graph

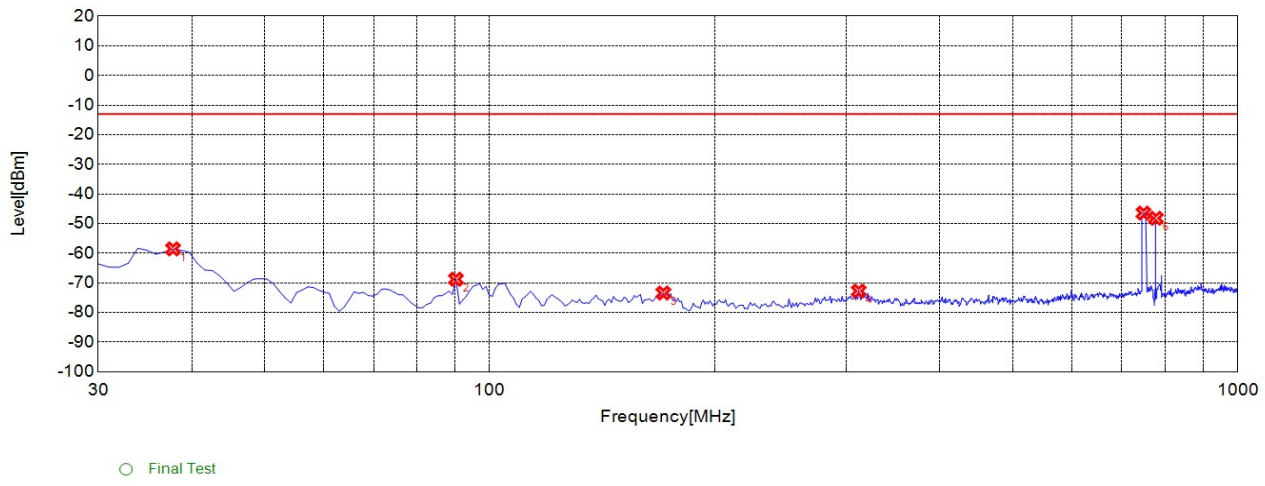

CA_13A-66A Mid 13A_10M 66A_20M 1RB 30M-1G V

Suspected List

NO.	Freq. [MHz]	Level [dBm]	Limit [dBm]	Margin [dB]	Factor [dB]	Path [dB]	Air [dB]	Angle [°]	EUT Pol.	Ant. Pol.
1	37.7680	-58.55	-13.00	45.55	-16.48	-39.56	23.08			Vertical
2	90.2000	-68.78	-13.00	55.78	-16.50	-38.71	22.21			Vertical
3	170.7910	-73.45	-13.00	60.45	-17.10	-38.12	21.02			Vertical
4	311.5820	-72.77	-13.00	59.77	-11.78	-36.97	25.19			Vertical
5	748.5190	-46.44	-13.00	33.44	-2.72	-34.21	31.49			NA
6	777.6480	-48.21	-13.00	35.21	-3.12	-34.22	31.10			NA

Test Graph

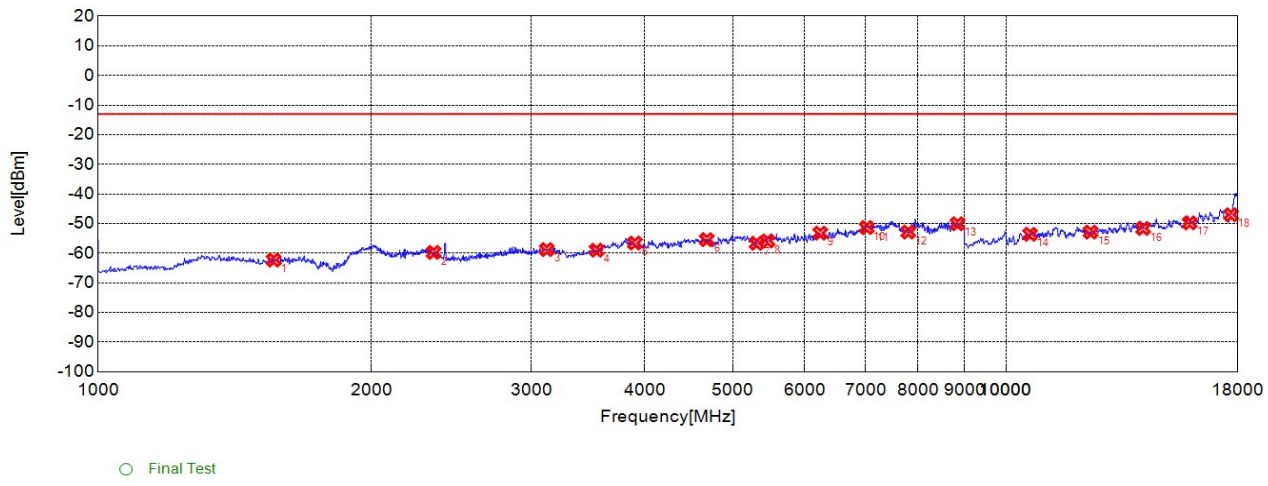

CA_13A-66A High 13A_10M 66A_20M 1RB 1-18G H

Suspected List

NO.	Freq. [MHz]	Level [dBm]	Limit [dBm]	Margin [dB]	Factor [dB]	Path [dB]	Air [dB]	Angle [°]	EUT Pol.	Ant. Pol.
1	1560.5610	-62.32	-13.00	49.32	-9.29	-45.71	36.42			Horizontal
2	2341.3410	-59.73	-13.00	46.73	-8.05	-46.51	38.46			Horizontal
3	3120.1200	-58.77	-13.00	45.77	-8.36	-47.39	39.03			Horizontal
4	3540.5410	-58.98	-13.00	45.98	-8.73	-47.87	39.14			Horizontal
5	3900.9010	-56.58	-13.00	43.58	-6.91	-46.73	39.82			Horizontal
6	4681.6820	-55.42	-13.00	42.42	-4.05	-44.84	40.79			Horizontal
7	5312.3120	-56.64	-13.00	43.64	-2.90	-43.31	40.41			Horizontal
8	5462.4620	-55.85	-13.00	42.85	-2.15	-42.93	40.78			Horizontal
9	6243.2430	-53.23	-13.00	40.23	-0.04	-41.89	41.85			Horizontal
10	7024.0240	-51.35	-13.00	38.35	4.49	-39.87	44.36			Horizontal
11	7084.0840	-51.79	-13.00	38.79	4.87	-39.82	44.69			Horizontal
12	7804.8050	-52.86	-13.00	39.86	6.42	-38.20	44.62			Horizontal
13	8843.8440	-50.07	-13.00	37.07	7.81	-38.94	46.75			Horizontal
14	10630.6310	-53.62	-13.00	40.62	13.43	-35.23	48.66			Horizontal
15	12396.3960	-52.88	-13.00	39.88	17.55	-31.20	48.75			Horizontal
16	14162.1620	-51.64	-13.00	38.64	20.72	-29.28	50.00			Horizontal
17	15936.9370	-49.77	-13.00	36.77	22.14	-28.66	50.80			Horizontal
18	17702.7030	-47.04	-13.00	34.04	25.81	-26.28	52.09			Horizontal

Test Graph

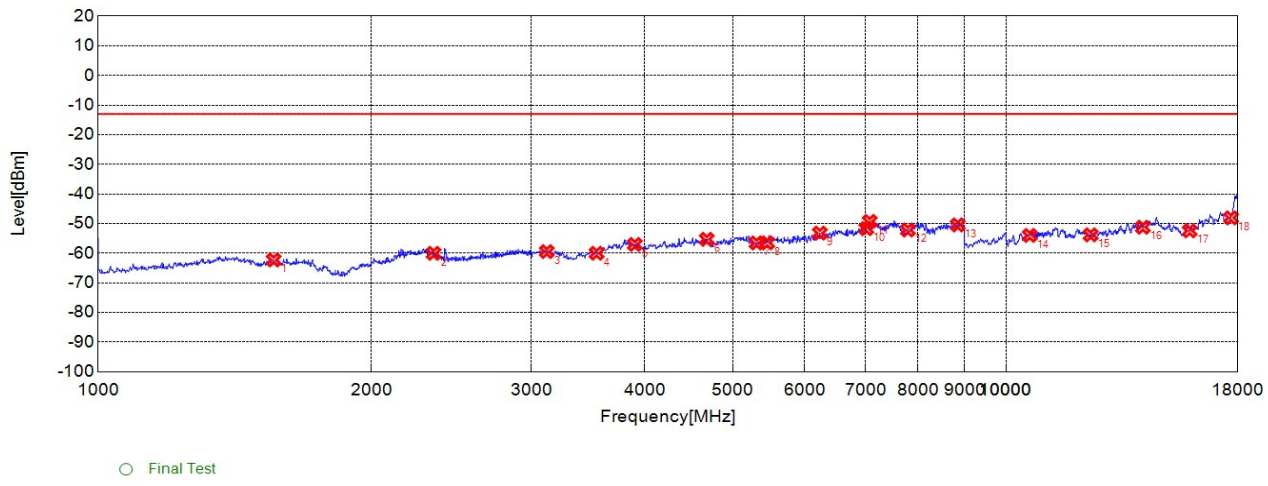

CA_13A-66A High 13A_10M 66A_20M 1RB 1-18G V

Suspected List

NO.	Freq. [MHz]	Level [dBm]	Limit [dBm]	Margin [dB]	Factor [dB]	Path [dB]	Air [dB]	Angle [°]	EUT Pol.	Ant. Pol.
1	1560.5610	-62.27	-13.00	49.27	-10.04	-45.71	35.67			Vertical
2	2341.3410	-60.03	-13.00	47.03	-8.27	-46.51	38.24			Vertical
3	3120.1200	-59.46	-13.00	46.46	-8.80	-47.39	38.59			Vertical
4	3540.5410	-60.02	-13.00	47.02	-9.25	-47.87	38.62			Vertical
5	3900.9010	-57.04	-13.00	44.04	-7.37	-46.73	39.36			Vertical
6	4681.6820	-55.31	-13.00	42.31	-4.27	-44.84	40.57			Vertical
7	5312.3120	-56.54	-13.00	43.54	-3.28	-43.31	40.03			Vertical
8	5456.4560	-56.51	-13.00	43.51	-2.47	-42.95	40.48			Vertical
9	6237.2370	-53.21	-13.00	40.21	-0.34	-41.95	41.61			Vertical
10	7018.0180	-51.72	-13.00	38.72	4.29	-39.86	44.15			Vertical
11	7078.0780	-49.25	-13.00	36.25	4.84	-39.84	44.68			Vertical
12	7798.7990	-52.17	-13.00	39.17	6.21	-38.26	44.47			Vertical
13	8849.8500	-50.45	-13.00	37.45	7.77	-38.89	46.66			Vertical
14	10621.6220	-54	-13.00	41.00	13.51	-35.36	48.87			Vertical
15	12396.3960	-53.81	-13.00	40.81	16.77	-31.20	47.97			Vertical
16	14153.1530	-51.24	-13.00	38.24	21.07	-29.38	50.45			Vertical
17	15936.9370	-52.45	-13.00	39.45	19.67	-28.66	48.33			Vertical
18	17702.7030	-48.07	-13.00	35.07	24.87	-26.28	51.15			Vertical

Test Graph

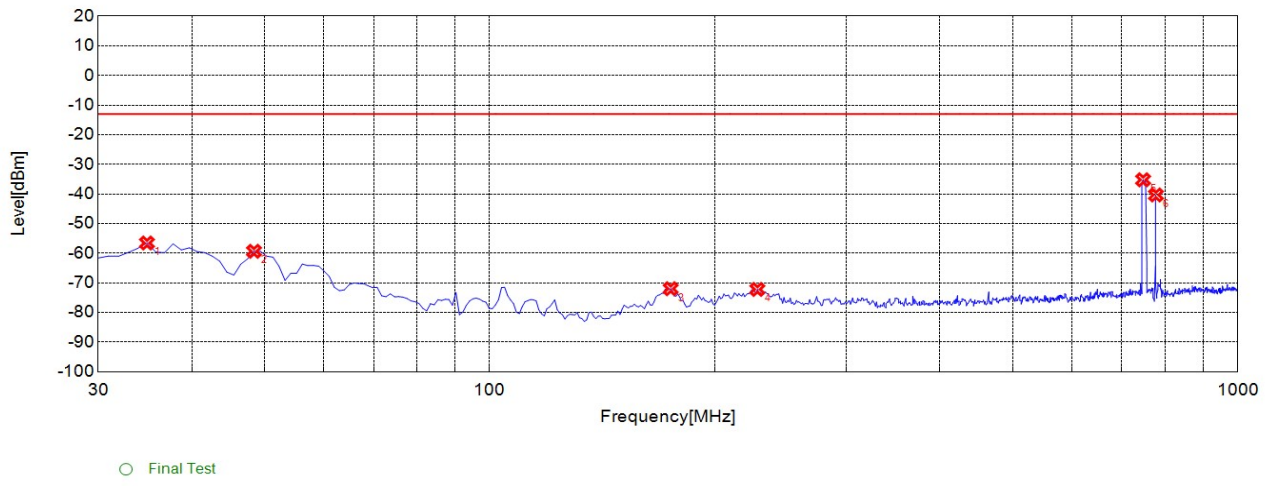

CA_13A-66A High 13A_10M 66A_20M 1RB 30M-1G H

Suspected List

NO.	Freq. [MHz]	Level [dBm]	Limit [dBm]	Margin [dB]	Factor [dB]	Path [dB]	Air [dB]	Angle [°]	EUT Pol.	Ant. Pol.
1	34.8550	-56.55	-13.00	43.55	-9.37	-39.58	30.21			Horizontal
2	48.4480	-59.36	-13.00	46.36	-7.02	-39.47	32.45			Horizontal
3	174.6750	-71.99	-13.00	58.99	-17.93	-38.12	20.19			Horizontal
4	228.0780	-72.22	-13.00	59.22	-10.95	-37.53	26.58			Horizontal
5	747.5480	-35.22	-13.00	22.22	-3.07	-34.21	31.14			NA
6	777.6480	-40.34	-13.00	27.34	-3.07	-34.22	31.15			NA

Test Graph

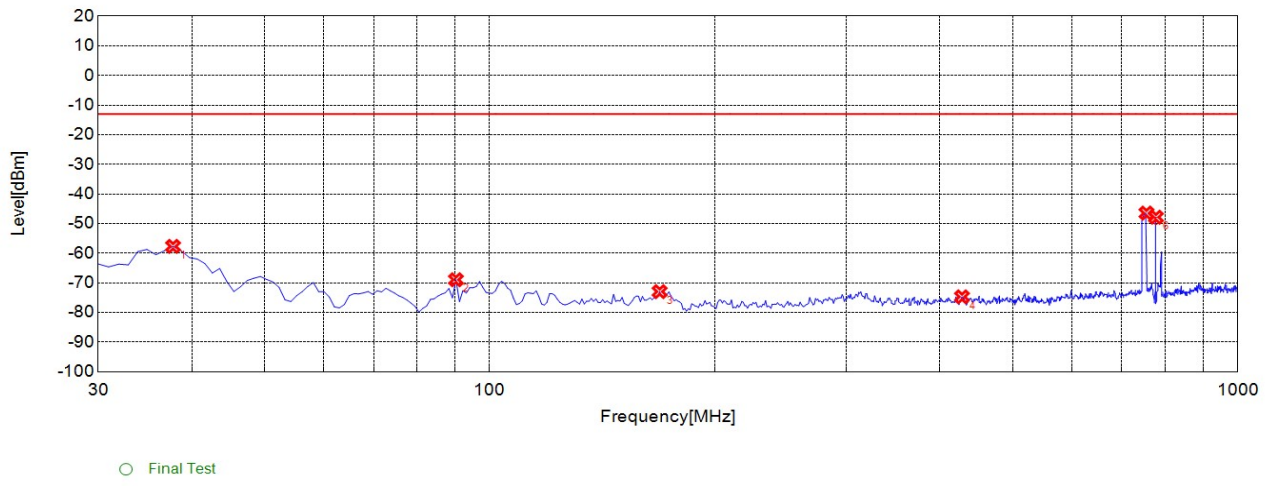

CA_13A-66A High 13A_10M 66A_20M 1RB 30M-1G V

Suspected List										
NO.	Freq. [MHz]	Level [dBm]	Limit [dBm]	Margin [dB]	Factor [dB]	Path [dB]	Air [dB]	Angle [°]	EUT Pol.	Ant. Pol.
1	37.7680	-57.69	-13.00	44.69	-16.48	-39.56	23.08			Vertical
2	90.2000	-68.96	-13.00	55.96	-16.50	-38.71	22.21			Vertical
3	168.8490	-72.97	-13.00	59.97	-17.12	-38.15	21.03			Vertical
4	428.0980	-74.73	-13.00	61.73	-9.23	-35.70	26.47			Vertical
5	755.3150	-46.46	-13.00	33.46	-2.44	-34.20	31.76			NA
6	777.6480	-47.85	-13.00	34.85	-3.12	-34.22	31.10			NA

Annex A Test Uncertainty

Where relevant, the following measurement uncertainty levels have been estimated for test performed on the EUT as specified in CISPR 16-1-2:

Test items	Uncertainty
Output Power	±2.22 dB
Bandwidth	±5%
Conducted Spurious Emission	±2.77 dB
Band Edge	±2.77 dB
Equivalent Isotropic Radiated Power	±2.22 dB
Radiated Spurious Emissions	±6 dB

This uncertainty represent an expanded uncertainty expressed at approximately the 95% confidence level using a coverage factor of k=2

Annex B Testing Laboratory Information

1. Identification of the Responsible Testing Laboratory

Company Name:	Shenzhen Morlab Communications Technology Co., Ltd.
Department:	Morlab Laboratory
Address:	FL.3, Building A, FeiYang Science Park, No.8 LongChang Road, Block 67, BaoAn District, ShenZhen, GuangDong Province, P. R. China
Telephone:	+86 755 36698555
Facsimile:	+86 755 36698525

2. Identification of the Responsible Testing Location

Name:	Shenzhen Morlab Communications Technology Co., Ltd. Morlab Laboratory
Address:	FL.3, Building A, FeiYang Science Park, No.8 LongChang Road, Block 67, BaoAn District, ShenZhen, GuangDong Province, P. R. China

3. Facilities and Accreditations

All measurement facilities used to collect the measurement data are located at FL.3, Building A, FeiYang Science Park, Block 67, BaoAn District, Shenzhen, 518101 P. R. China. The test site is constructed in conformance with the requirements of ANSI C63.10-2013and CISPR Publication 22; the FCC designation number is CN1192, the test firm registration number is 226174.